

Type of Court: Circuit

Locale/Circuit: Chesapeake 1

Start/End Date: Jan-13 / Sep-14

Type of Case: Filings

AVG. Month: 1,148

2013 AVG Month: 1,161

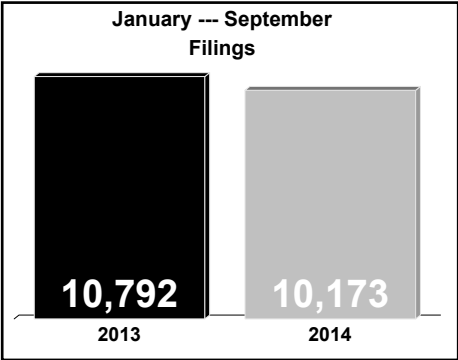
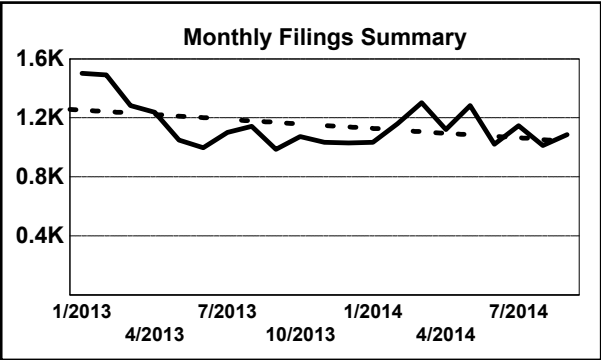
2014 AVG Month: 1,130

Jan-Sep 2013: 10,792

Jan-Sep 2014: 10,173

Filings Trending: Downward ▼

D
a
s
h
b
o
a
r
d



	Jan	Feb	Mar	Apr	May	Jun	Jul	Aug	Sep	Oct	Nov	Dec	Thru Sep	% Change	Trending	Total
2013	1,502	1,490	1,283	1,238	1,050	998	1,101	1,142	988	1,073	1,034	1,031	10,792			13,930
2014	1,035	1,161	1,302	1,122	1,284	1,022	1,148	1,012	1,087	-	-	-	10,173	-5.7%	▼	10,173

		Jan	Feb	Mar	Apr	May	Jun	Jul	Aug	Sep	Oct	Nov	Dec	Thru Sep	% Change	Trending	Total
Administrative Law	2013	-	3	5	6	3	1	1	2	1	3	-	2	22			27
	2014	1	1	3	2	-	-	1	-	4	-	-	-	12	-45.5%	▼	12
Contested Divorce	2013	18	31	29	20	24	23	26	17	21	11	21	12	209			253
	2014	23	32	36	32	37	25	30	25	20	-	-	-	260	24.4%	▲	260
Domestic and Family - Level 1	2013	13	22	33	10	14	18	17	16	13	18	3	11	156			188
	2014	9	13	19	15	22	11	15	14	24	-	-	-	142	-9.0%	▼	142
Domestic and Family - Level 2	2013	8	6	9	12	12	14	14	9	11	6	7	8	95			116
	2014	14	9	10	16	14	2	4	9	9	-	-	-	87	-8.4%	▼	87
General Civil - Level 1	2013	3	3	4	4	2	2	2	2	2	2	4	4	24			34
	2014	3	3	2	2	8	2	1	3	1	-	-	-	25	4.2%	▲	25
General Civil - Level 2	2013	31	76	36	79	33	34	49	38	36	38	52	38	412			540
	2014	20	53	35	39	61	35	54	41	29	-	-	-	367	-10.9%	▼	367
General Civil - Level 3	2013	12	15	20	35	17	9	31	8	11	13	20	9	158			200
	2014	16	24	23	16	22	8	14	10	13	-	-	-	146	-7.6%	▼	146
Miscellaneous	2013	714	618	517	433	363	241	348	327	328	277	289	343	3,889			4,798
	2014	408	438	469	381	362	228	353	289	301	-	-	-	3,229	-17.0%	▼	3,229
Misdemeanor	2013	120	135	135	151	118	148	146	140	119	128	130	155	1,212			1,625
	2014	127	114	161	157	165	145	133	147	158	-	-	-	1,307	7.8%	▲	1,307
Non-Capital Felonies and Related Matters	2013	408	397	340	307	310	350	296	419	305	401	356	283	3,132			4,172
	2014	275	307	341	255	381	349	341	304	341	-	-	-	2,894	-7.6%	▼	2,894
Other	2013	71	69	56	65	54	64	72	60	68	67	51	53	579			750
	2014	73	71	81	66	84	100	84	74	72	-	-	-	705	21.8%	▲	705
Other Criminally Related Matters	2013	49	46	30	48	40	37	47	44	31	55	45	51	372			523
	2014	18	29	45	59	61	44	53	45	61	-	-	-	415	11.6%	▲	415
Probates/Wills and Trusts - Level 1	2013	1	-	1	1	1	-	-	-	-	-	1	-	4			5
	2014	-	-	1	-	-	-	-	-	-	-	-	-	1	-75.0%	▼	1
Probates/Wills and Trusts - Level 2	2013	5	3	2	11	7	7	6	8	4	5	4	2	53			64
	2014	4	7	3	7	3	10	5	2	4	-	-	-	45	-15.1%	▼	45
Protective Orders	2014	-	-	-	1	-	-	-	-	-	-	-	-	1			1
Uncontested Divorce	2013	49	66	66	56	52	50	46	52	38	49	51	60	475			635
	2014	44	60	73	74	64	63	60	49	50	-	-	-	537	13.1%	▲	537

Type of Court: Circuit

Locale/Circuit: Accomack 32

Start/End Date: Jan-13 / Sep-14

Type of Case: Filings

AVG. Month: 122

2013 AVG Month: 137

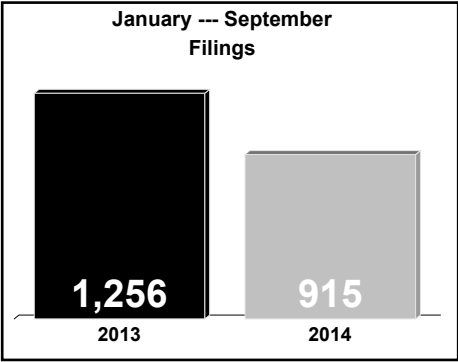
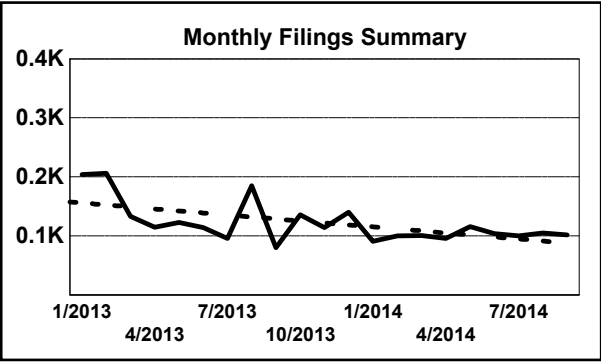
2014 AVG Month: 102

Jan-Sep 2013: 1,256

Jan-Sep 2014: 915

Filings Trending: Downward ▼

D
a
s
h
b
o
a
r
d



	Jan	Feb	Mar	Apr	May	Jun	Jul	Aug	Sep	Oct	Nov	Dec	Thru Sep	% Change	Trending	Total
2013	204	206	133	115	123	114	96	185	80	136	114	140	1,256			1,646
2014	91	100	101	96	116	104	100	105	102	-	-	-	915	-27.1%	▼	915

		Jan	Feb	Mar	Apr	May	Jun	Jul	Aug	Sep	Oct	Nov	Dec	Thru Sep	% Change	Trending	Total
Administrative Law	2014	-	-	-	-	-	-	-	3	-	-	-	-	3			3
Contested Divorce	2013	6	2	3	2	3	3	2	7	5	2	2	2	33			39
	2014	4	1	2	3	2	1	2	-	6	-	-	-	21	-36.4%	▼	21
Domestic and Family - Level 1	2013	2	-	1	1	-	2	-	-	2	1	1	1	8			11
	2014	-	1	2	3	2	-	2	4	1	-	-	-	15	87.5%	▲	15
Domestic and Family - Level 2	2013	-	-	-	1	3	1	1	2	1	1	3	-	9			13
	2014	2	-	-	1	2	-	-	4	-	-	-	-	9	0.0%	↔	9
General Civil - Level 1	2013	2	1	-	1	1	-	3	-	-	-	1	-	8			9
	2014	-	-	-	2	1	-	2	1	-	-	-	-	6	-25.0%	▼	6
General Civil - Level 2	2013	12	12	4	4	8	8	6	-	5	6	2	3	59			70
	2014	7	4	7	7	9	14	13	7	7	-	-	-	75	27.1%	▲	75
General Civil - Level 3	2013	8	3	1	1	4	1	8	6	3	8	5	4	35			52
	2014	4	3	3	1	8	5	4	4	3	-	-	-	35	0.0%	↔	35
Miscellaneous	2013	116	130	84	62	57	39	37	40	37	44	56	50	602			752
	2014	38	54	49	46	34	33	45	31	41	-	-	-	371	-38.4%	▼	371
Misdemeanor	2013	9	21	4	6	9	3	8	20	10	12	12	9	90			123
	2014	12	11	3	9	7	12	7	4	10	-	-	-	75	-16.7%	▼	75
Non-Capital Felonies and Related Matters	2013	36	22	18	27	26	48	12	94	5	51	16	65	288			420
	2014	6	19	19	17	43	25	14	35	21	-	-	-	199	-30.9%	▼	199
Other	2013	2	2	-	1	-	-	2	1	1	3	1	-	9			13
	2014	1	1	3	1	-	-	3	-	1	-	-	-	10	11.1%	▲	10
Other Criminally Related Matters	2013	5	1	3	3	3	3	7	4	5	2	10	-	34			46
	2014	5	1	4	-	1	3	2	5	4	-	-	-	25	-26.5%	▼	25
Probates/Wills and Trusts - Level 2	2013	-	-	2	-	3	2	2	1	-	-	2	1	10			13
	2014	1	-	-	-	1	-	1	-	-	-	-	-	3	-70.0%	▼	3
Protective Orders	2013	1	-	-	1	-	-	-	-	-	-	-	-	2			2
	2014	1	2	1	-	-	2	-	-	-	-	-	-	6	200.0%	▲	6
Uncontested Divorce	2013	5	12	13	5	6	4	8	10	6	6	3	5	69			83
	2014	10	3	8	6	6	9	5	7	8	-	-	-	62	-10.1%	▼	62

Type of Court: Circuit

Locale/Circuit: Northampton 32

Start/End Date: Jan-13 / Sep-14

Type of Case: Filings

AVG. Month: 68

2013 AVG Month: 70

2014 AVG Month: 67

Jan-Sep 2013: 631

Jan-Sep 2014: 599

Filings Trending: Downward ▼

D

a

s

h

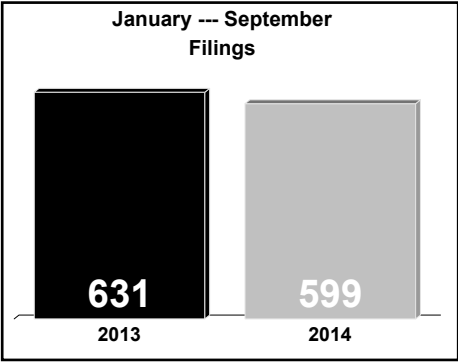
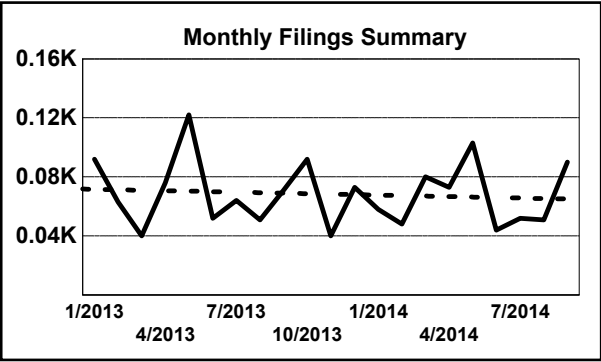
b

o

a

r

d



	Jan	Feb	Mar	Apr	May	Jun	Jul	Aug	Sep	Oct	Nov	Dec	Thru Sep	% Change	Trending	Total
2013	92	63	40	76	122	52	64	51	71	92	40	73	631			836
2014	58	48	80	73	103	44	52	51	90	-	-	-	599	-5.1%	▼	599

		Jan	Feb	Mar	Apr	May	Jun	Jul	Aug	Sep	Oct	Nov	Dec	Thru Sep	% Change	Trending	Total
Contested Divorce	2013	-	2	-	-	1	2	-	-	-	1	-	-	5			6
	2014	1	2	3	-	-	1	2	1	1	-	-	-	11	120.0%	▲	11
Domestic and Family - Level 1	2013	-	-	-	-	-	-	2	-	-	-	-	-	2			2
	2014	-	-	-	-	-	-	-	8	1	-	-	-	9	350.0%	▲	9
Domestic and Family - Lev	2013	-	-	-	-	1	1	-	-	-	-	-	-	2			2
	2014	-	-	-	-	-	-	-	-	-	-	-	-	-			-
General Civil - Level 1	2013	-	1	-	1	-	-	-	1	-	-	-	-	3			3
	2014	-	-	-	-	-	-	-	-	-	-	-	-	-			-
General Civil - Level 2	2013	4	4	2	2	1	2	2	6	4	3	-	1	27			31
	2014	2	1	3	4	10	6	-	2	3	-	-	-	31	14.8%	▲	31
General Civil - Level 3	2013	8	-	4	-	10	-	5	12	3	3	-	7	42			52
	2014	2	3	1	7	2	2	3	3	5	-	-	-	28	-33.3%	▼	28
Miscellaneous	2013	43	38	14	20	12	11	8	15	16	23	16	15	177			231
	2014	16	17	23	18	24	3	12	19	13	-	-	-	145	-18.1%	▼	145
Misdemeanor	2013	14	4	7	15	30	4	14	4	7	25	13	21	99			158
	2014	16	13	22	15	26	15	18	7	14	-	-	-	146	47.5%	▲	146
Non-Capital Felonies and Related Matters	2013	17	10	6	29	54	24	27	5	36	18	9	20	208			255
	2014	16	2	17	23	37	10	14	4	45	-	-	-	168	-19.2%	▼	168
Other	2013	-	-	2	1	-	-	-	-	-	-	-	-	3			3
	2014	-	-	-	-	-	1	-	-	-	-	-	-	1	-66.7%	▼	1
Other Criminally Related Matters	2013	3	-	3	5	11	-	3	4	3	13	1	5	32			51
	2014	4	8	4	3	4	5	3	3	2	-	-	-	36	12.5%	▲	36
Probates/Wills and Trusts - Level 2	2013	2	1	-	-	1	1	-	-	-	1	-	-	5			6
	2014	-	-	2	-	-	-	-	1	1	-	-	-	4	-20.0%	▼	4
Protective Orders	2013	-	-	-	-	-	1	-	-	-	-	-	-	1			1
	2014	-	-	-	-	-	-	-	1	-	-	-	-	1	0.0%	↔	1
Uncontested Divorce	2013	1	3	2	3	1	6	3	4	2	5	1	4	25			35
	2014	1	2	5	3	-	1	-	2	5	-	-	-	19	-24.0%	▼	19

Type of Court: Circuit

Locale/Circuit: Portsmouth 3

Start/End Date: Jan-13 / Sep-14

Type of Case: Filings

AVG. Month: 773

2013 AVG Month: 779

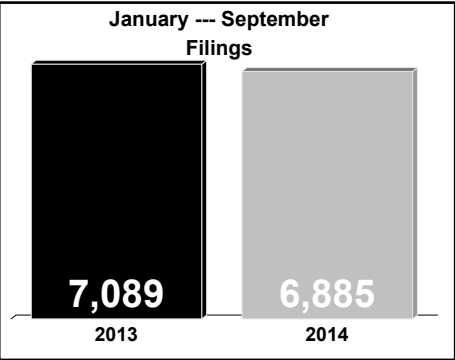
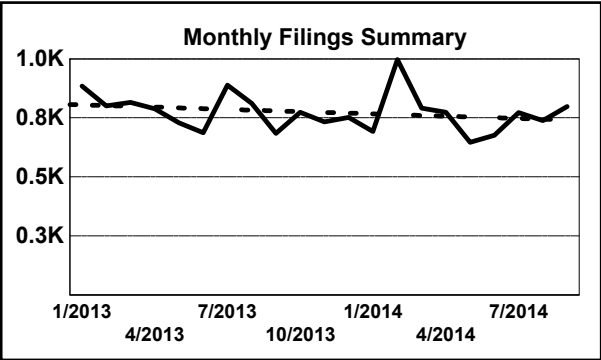
2014 AVG Month: 765

Jan-Sep 2013: 7,089

Jan-Sep 2014: 6,885

Filings Trending: Downward ▼

D
a
s
h
b
o
a
r
d



	Jan	Feb	Mar	Apr	May	Jun	Jul	Aug	Sep	Oct	Nov	Dec	Thru Sep	% Change	Trending	Total
2013	884	801	815	789	729	687	888	812	684	773	733	752	7,089			9,347
2014	693	997	791	773	647	676	772	738	798	-	-	-	6,885	-2.9%	▼	6,885

		Jan	Feb	Mar	Apr	May	Jun	Jul	Aug	Sep	Oct	Nov	Dec	Thru Sep	% Change	Trending	Total
Administrative Law	2013	-	-	-	-	-	1	-	1	-	1	1	2	2			6
	2014	1	-	-	1	-	-	-	2	-	-	-	-	4	100.0%	▲	4
Contested Divorce	2013	13	15	12	13	10	6	10	14	9	14	10	7	102			133
	2014	10	7	9	11	15	12	9	9	12	-	-	-	94	-7.8%	▼	94
Domestic and Family - Level 1	2013	10	7	15	13	16	11	16	13	21	13	7	17	122			159
	2014	7	16	5	12	17	14	16	14	11	-	-	-	112	-8.2%	▼	112
Domestic and Family - Level 2	2013	5	4	4	6	4	2	3	6	3	9	2	6	37			54
	2014	5	2	6	2	4	2	3	3	4	-	-	-	31	-16.2%	▼	31
General Civil - Level 1	2013	1	1	5	5	2	22	10	8	5	21	15	11	59			106
	2014	22	26	1	2	33	1	18	-	19	-	-	-	122	106.8%	▲	122
General Civil - Level 2	2013	27	23	19	32	17	29	36	19	25	22	18	21	227			288
	2014	20	30	29	28	18	25	20	13	19	-	-	-	202	-11.0%	▼	202
General Civil - Level 3	2013	107	146	95	98	108	62	152	208	130	69	99	105	1,106			1,379
	2014	116	105	84	92	71	64	147	81	95	-	-	-	855	-22.7%	▼	855
Miscellaneous	2013	311	199	199	203	171	156	171	152	145	168	155	167	1,707			2,197
	2014	198	211	198	178	162	138	181	187	182	-	-	-	1,635	-4.2%	▼	1,635
Misdemeanor	2013	96	95	133	135	132	103	117	99	93	129	129	126	1,003			1,387
	2014	103	107	150	100	90	117	100	139	112	-	-	-	1,018	1.5%	▲	1,018
Non-Capital Felonies and Related Matters	2013	210	219	232	172	178	210	272	190	159	218	202	196	1,842			2,458
	2014	163	397	207	239	156	190	186	168	282	-	-	-	1,988	7.9%	▲	1,988
Other	2013	41	35	41	42	31	32	27	28	35	55	22	25	312			414
	2014	-	24	41	34	32	46	43	48	5	-	-	-	273	-12.5%	▼	273
Other Criminally Related Matters	2013	39	36	31	45	33	23	33	43	33	33	41	41	316			431
	2014	20	40	33	35	25	32	22	43	33	-	-	-	283	-10.4%	▼	283
Probates/Wills and Trusts - Level 1	2013	-	-	-	-	-	-	1	1	-	-	-	1	2			3
	2014	1	1	1	-	-	-	1	-	-	-	-	-	4	100.0%	▲	4
Probates/Wills and Trusts - Level 2	2013	8	6	6	1	7	1	6	3	6	4	6	4	44			58
	2014	6	6	4	7	4	9	5	3	6	-	-	-	50	13.6%	▲	50
Protective Orders	2013	3	1	2	-	1	1	2	2	-	-	2	2	12			16
	2014	1	2	4	1	1	1	1	2	3	-	-	-	16	33.3%	▲	16
Uncontested Divorce	2013	13	14	21	24	19	28	32	25	20	17	24	21	196			258
	2014	20	23	19	31	19	25	20	26	15	-	-	-	198	1.0%	▲	198

Type of Court: Circuit

Locale/Circuit: Norfolk 4

Start/End Date: Jan-13 / Sep-14

Type of Case: Filings

AVG. Month: 1,730

2013 AVG Month: 1,783

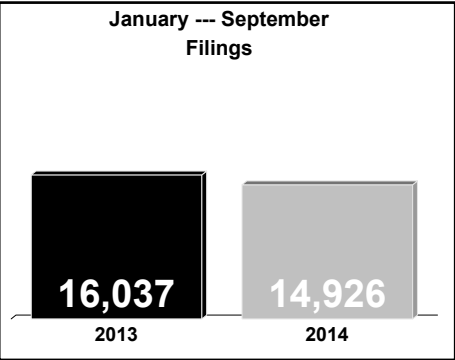
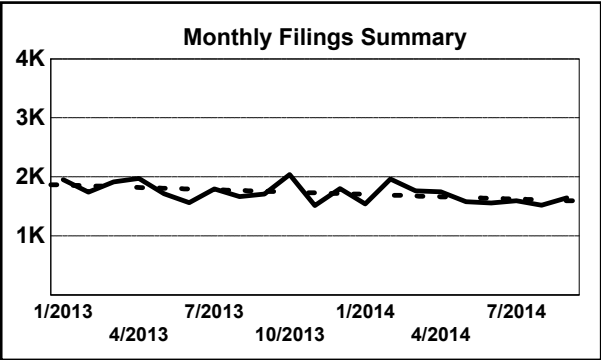
2014 AVG Month: 1,658

Jan-Sep 2013: 16,037

Jan-Sep 2014: 14,926

Filings Trending: Downward ▼

D
a
s
h
b
o
a
r
d



	Jan	Feb	Mar	Apr	May	Jun	Jul	Aug	Sep	Oct	Nov	Dec	Thru Sep	% Change	Trending	Total
2013	1,952	1,744	1,914	1,978	1,714	1,563	1,797	1,666	1,709	2,038	1,517	1,804	16,037			21,396
2014	1,545	1,962	1,765	1,749	1,581	1,559	1,598	1,522	1,645	-	-	-	14,926	-6.9%	▼	14,926

		Jan	Feb	Mar	Apr	May	Jun	Jul	Aug	Sep	Oct	Nov	Dec	Thru Sep	% Change	Trending	Total
Administrative Law	2013	1	-	-	1	2	-	1	-	3	1	-	1	8			10
	2014	2	2	1	-	1	1	1	1	2	-	-	-	11	37.5%	▲	11
Capital Murder	2013	-	-	-	-	1	-	-	-	-	-	-	-	1			1
	2014	-	-	-	4	-	-	-	-	-	-	-	-	4	300.0%	▲	4
Contested Divorce	2013	80	88	134	102	82	91	86	116	98	109	84	107	877			1,177
	2014	102	125	127	114	116	100	81	73	104	-	-	-	942	7.4%	▲	942
Domestic and Family - Level 1	2013	18	24	27	40	27	16	31	26	20	17	29	17	229			292
	2014	29	18	22	21	34	22	29	33	28	-	-	-	236	3.1%	▲	236
Domestic and Family - Level 2	2013	29	22	30	17	33	20	25	24	19	18	25	18	219			280
	2014	14	20	18	19	10	2	13	15	28	-	-	-	139	-36.5%	▼	139
General Civil - Level 1	2013	9	4	6	3	6	1	4	4	-	7	3	3	37			50
	2014	3	3	5	11	5	5	6	3	7	-	-	-	48	29.7%	▲	48
General Civil - Level 2	2013	63	59	67	50	49	57	58	73	46	72	44	53	522			691
	2014	51	59	60	70	56	60	49	56	62	-	-	-	523	0.2%	▲	523
General Civil - Level 3	2013	43	42	49	77	43	56	72	72	69	67	42	66	523			698
	2014	46	63	59	52	55	39	53	44	45	-	-	-	456	-12.8%	▼	456
Miscellaneous	2013	483	459	433	411	309	287	335	312	328	322	293	318	3,357			4,290
	2014	298	424	387	353	274	276	236	263	321	-	-	-	2,832	-15.6%	▼	2,832
Misdemeanor	2013	221	162	211	212	212	150	210	157	197	201	177	228	1,732			2,338
	2014	153	194	160	216	179	181	170	191	208	-	-	-	1,652	-4.6%	▼	1,652
Non-Capital Felonies and Related Matters	2013	587	420	462	578	522	481	491	462	500	709	437	543	4,503			6,192
	2014	459	568	428	423	446	445	549	406	429	-	-	-	4,153	-7.8%	▼	4,153
Other	2013	104	103	87	107	90	91	129	97	129	100	57	127	937			1,221
	2014	112	89	105	97	77	83	134	113	99	-	-	-	909	-3.0%	▼	909
Other Criminally Related Matters	2013	88	86	106	115	87	90	107	93	87	130	84	103	859			1,176
	2014	63	92	74	116	100	106	86	103	133	-	-	-	873	1.6%	▲	873
Probates/Wills and Trusts - Level 1	2013	1	1	-	-	1	1	-	-	-	-	1	-	4			5
	2014	1	-	-	-	-	-	-	-	-	-	-	-	1	-75.0%	▼	1
Probates/Wills and Trusts - Level 2	2013	14	16	18	16	11	18	12	12	14	10	10	7	131			158
	2014	17	10	14	7	10	14	8	16	12	-	-	-	108	-17.6%	▼	108
Protective Orders	2013	1	3	2	1	4	3	3	3	2	1	3	2	22			28
	2014	1	1	2	2	-	-	1	1	2	-	-	-	10	-54.5%	▼	10
Uncontested Divorce	2013	210	255	282	248	235	201	233	215	197	274	228	211	2,076			2,789

		Jan	Feb	Mar	Apr	May	Jun	Jul	Aug	Sep	Oct	Nov	Dec	Thru Sep	% Change	Trending	Total
Uncontested Divorce	2014	194	294	303	244	218	225	182	204	165	-	-	-	2,029	-2.3%	▼	2,029

Type of Court: Circuit

Locale/Circuit: Isle of Wight 5

Start/End Date: Jan-13 / Sep-14

Type of Case: Filings

AVG. Month: 143

2013 AVG Month: 144

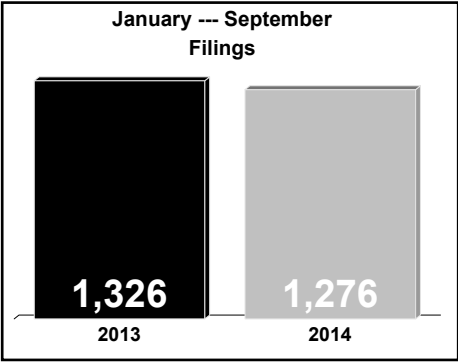
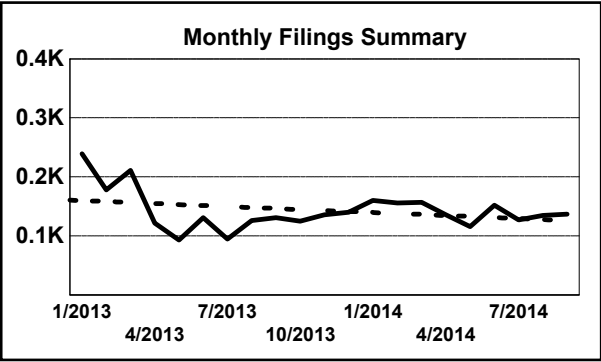
2014 AVG Month: 142

Jan-Sep 2013: 1,326

Jan-Sep 2014: 1,276

Filings Trending: Downward ▼

D
a
s
h
b
o
a
r
d



	Jan	Feb	Mar	Apr	May	Jun	Jul	Aug	Sep	Oct	Nov	Dec	Thru Sep	% Change	Trending	Total
2013	239	178	211	122	93	131	95	126	131	125	136	140	1,326			1,727
2014	160	156	157	136	116	152	127	135	137	-	-	-	1,276	-3.8%	▼	1,276

		Jan	Feb	Mar	Apr	May	Jun	Jul	Aug	Sep	Oct	Nov	Dec	Thru Sep	% Change	Trending	Total
Administrative Law	2013	-	-	-	-	-	-	-	-	1	-	-	-	1			1
	2014	-	-	-	1	-	-	-	-	-	-	-	-	1	0.0%	↔	1
Contested Divorce	2013	4	3	4	5	3	2	3	1	4	1	4	8	29			42
	2014	-	-	3	4	-	5	1	-	2	-	-	-	15	-48.3%	▼	15
Domestic and Family - Level 1	2013	1	2	3	-	3	1	-	2	1	1	4	2	13			20
	2014	2	5	-	-	5	5	-	-	-	-	-	-	17	30.8%	▲	17
Domestic and Family - Level 2	2013	-	-	1	2	3	2	-	-	-	4	1	3	8			16
	2014	2	2	-	1	-	-	1	2	2	-	-	-	10	25.0%	▲	10
General Civil - Level 1	2014	-	-	-	-	1	-	-	-	-	-	-	-	1			1
	2013	4	4	7	2	3	4	1	12	6	3	-	1	43			47
General Civil - Level 2	2014	6	4	4	4	8	4	4	7	4	-	-	-	45	4.7%	▲	45
	2013	2	2	-	2	1	4	1	2	3	3	1	1	17			22
General Civil - Level 3	2014	3	6	3	2	4	3	2	2	1	-	-	-	26	52.9%	▲	26
	2013	165	115	110	80	45	57	65	69	37	66	60	59	743			928
Miscellaneous	2014	89	96	98	70	43	58	56	63	56	-	-	-	629	-15.3%	▼	629
	2013	6	8	4	3	7	15	2	5	13	6	8	-	63			77
Misdemeanor	2014	1	6	5	2	4	7	6	2	16	-	-	-	49	-22.2%	▼	49
	2013	42	31	66	19	16	28	11	17	49	20	36	51	279			386
Non-Capital Felonies and Related Matters	2014	37	20	25	37	33	55	43	34	43	-	-	-	327	17.2%	▲	327
	2013	4	2	2	1	4	4	-	4	5	4	8	1	26			39
Other	2014	8	9	4	4	1	5	-	1	-	-	-	-	32	23.1%	▲	32
	2013	3	6	3	3	3	5	4	4	1	7	6	3	32			48
Other Criminally Related Matters	2014	2	2	6	-	3	1	6	11	3	-	-	-	34	6.3%	▲	34
	2013	-	1	1	-	-	-	-	-	-	-	-	-	2			2
Probates/Wills and Trusts	2013	-	1	-	1	1	-	-	1	1	1	3	1	5			10
	2014	4	-	-	-	3	2	-	1	1	-	-	-	11	120.0%	▲	11
Uncontested Divorce	2013	8	3	10	4	4	9	8	9	10	9	5	10	65			89
	2014	6	6	9	11	11	7	8	12	9	-	-	-	79	21.5%	▲	79

Type of Court: Circuit

Locale/Circuit: Southampton 5

Start/End Date: Jan-13 / Sep-14

Type of Case: Filings

AVG. Month: 160

2013 AVG Month: 167

2014 AVG Month: 152

Jan-Sep 2013: 1,580

Jan-Sep 2014: 1,367

Filings Trending: Downward ▼

D

a

s

h

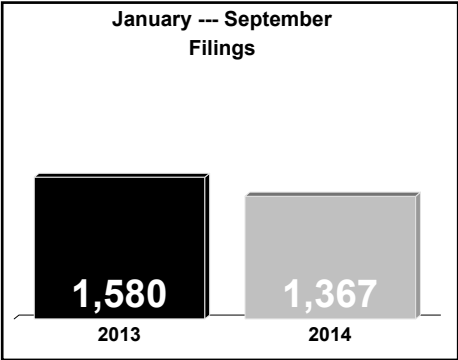
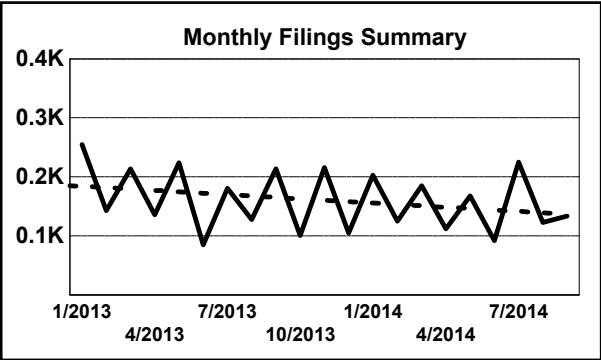
b

o

a

r

d



	Jan	Feb	Mar	Apr	May	Jun	Jul	Aug	Sep	Oct	Nov	Dec	Thru Sep	% Change	Trending	Total
2013	255	143	214	136	224	85	181	128	214	101	216	105	1,580			2,002
2014	203	125	185	112	168	92	225	123	134	-	-	-	1,367	-13.5%	▼	1,367

		Jan	Feb	Mar	Apr	May	Jun	Jul	Aug	Sep	Oct	Nov	Dec	Thru Sep	% Change	Trending	Total
Contested Divorce	2013	-	3	3	5	2	5	6	4	4	2	3	1	32			38
	2014	3	2	4	9	5	3	-	1	3	-	-	-	30	-6.3%	▼	30
Domestic and Family - Level 1	2013	3	1	-	-	2	-	12	-	1	-	3	1	19			23
	2014	2	-	-	-	-	1	-	-	-	-	-	-	3	-84.2%	▼	3
Domestic and Family - Level 2	2013	1	-	-	1	-	-	1	5	-	-	-	1	8			9
	2014	-	-	2	-	-	3	12	1	-	-	-	-	18	125.0%	▲	18
General Civil - Level 1	2013	1	-	-	-	-	-	1	1	-	-	-	-	3			3
	2014	-	-	-	-	-	-	-	-	2	-	-	-	2	-33.3%	▼	2
General Civil - Level 2	2013	6	1	4	5	4	2	2	5	4	7	3	2	33			45
	2014	3	-	6	4	3	4	2	4	5	-	-	-	31	-6.1%	▼	31
General Civil - Level 3	2013	17	8	4	15	7	-	-	5	5	7	10	2	61			80
	2014	5	7	4	4	5	3	1	4	-	-	-	-	33	-45.9%	▼	33
Miscellaneous	2013	69	86	52	46	38	37	37	23	28	27	26	39	416			508
	2014	48	50	53	38	44	28	28	26	32	-	-	-	347	-16.6%	▼	347
Misdemeanor	2013	8	6	6	9	25	8	15	6	10	4	6	5	93			108
	2014	17	13	11	2	13	11	14	15	14	-	-	-	110	18.3%	▲	110
Non-Capital Felonies and Related Matters	2013	134	33	128	42	101	22	81	69	89	35	105	46	699			885
	2014	67	40	56	40	37	27	78	65	61	-	-	-	471	-32.6%	▼	471
Other	2013	1	2	-	2	2	3	1	2	-	5	2	-	13			20
	2014	1	1	2	-	2	4	-	1	-	-	-	-	11	-15.4%	▼	11
Other Criminally Related Matters	2013	9	1	10	4	38	3	16	3	64	5	55	4	148			212
	2014	53	4	38	8	50	3	88	1	14	-	-	-	259	75.0%	▲	259
Probates/Wills and Trusts	2014	-	-	1	-	-	-	-	-	-	-	-	-	1			1
Probates/Wills and Trusts - Level 2	2013	1	-	-	-	-	-	1	1	1	-	-	-	4			4
	2014	1	-	1	1	-	1	-	2	-	-	-	-	6	50.0%	▲	6
Protective Orders	2013	-	-	-	-	-	-	-	1	-	-	-	-	1			1
	2014	-	-	-	-	-	1	-	-	-	-	-	-	1	0.0%	↔	1
Uncontested Divorce	2013	5	2	7	7	5	5	8	3	8	9	3	4	50			66
	2014	3	8	7	6	9	3	2	3	3	-	-	-	44	-12.0%	▼	44

Type of Court: Circuit

Locale/Circuit: Suffolk 5

Start/End Date: Jan-13 / Sep-14

Type of Case: Filings

AVG. Month: 458

2013 AVG Month: 474

2014 AVG Month: 437

Jan-Sep 2013: 4,499

Jan-Sep 2014: 3,931

Filings Trending: Downward ▼

D

a

s

h

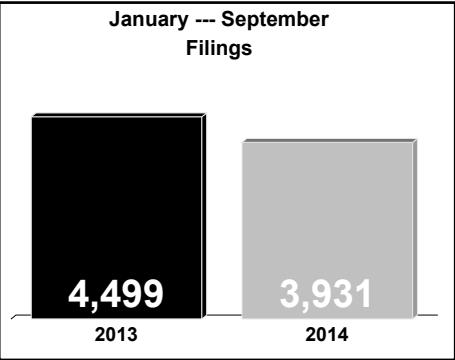
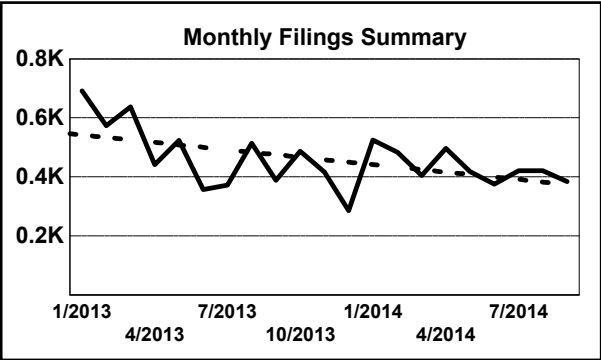
b

o

a

r

d



	Jan	Feb	Mar	Apr	May	Jun	Jul	Aug	Sep	Oct	Nov	Dec	Thru Sep	% Change	Trending	Total
2013	691	573	637	442	524	357	372	514	389	487	417	286	4,499			5,689
2014	525	484	405	497	418	376	421	421	384	-	-	-	3,931	-12.6%	▼	3,931

		Jan	Feb	Mar	Apr	May	Jun	Jul	Aug	Sep	Oct	Nov	Dec	Thru Sep	% Change	Trending	Total
Administrative Law	2013	-	-	-	1	-	-	1	1	-	-	1	-	3			4
	2014	-	1	-	-	1	-	-	-	-	-	-	-	2	-33.3%	▼	2
Capital Murder	2013	-	-	-	-	-	-	-	-	-	1	1	6	0	0.0%	↔	8
Contested Divorce	2013	15	12	14	10	10	9	9	4	10	12	10	11	93			126
	2014	6	9	9	9	9	11	6	6	8	-	-	-	73	-21.5%	▼	73
Domestic and Family - Level 1	2013	9	5	5	4	1	6	4	3	4	6	5	1	41			53
	2014	2	3	4	5	6	-	1	6	1	-	-	-	28	-31.7%	▼	28
Domestic and Family - Level 2	2013	5	9	9	11	7	7	4	9	6	5	3	10	67			85
	2014	5	3	5	7	16	7	10	10	2	-	-	-	65	-3.0%	▼	65
General Civil - Level 1	2013	1	-	-	1	1	1	3	1	3	1	2	1	11			15
	2014	3	1	-	1	-	1	-	2	-	-	-	-	8	-27.3%	▼	8
General Civil - Level 2	2013	14	16	21	22	19	18	25	16	13	13	14	10	164			201
	2014	18	14	18	18	14	15	12	24	17	-	-	-	150	-8.5%	▼	150
General Civil - Level 3	2013	7	14	9	12	11	10	7	14	6	10	9	6	90			115
	2014	7	7	7	8	6	6	12	8	8	-	-	-	69	-23.3%	▼	69
Miscellaneous	2013	250	228	203	156	124	87	111	115	97	115	115	124	1,371			1,725
	2014	145	166	134	125	112	99	122	95	130	-	-	-	1,128	-17.7%	▼	1,128
Misdemeanor	2013	69	51	81	30	44	47	44	51	33	69	61	22	450			602
	2014	71	46	38	63	27	51	63	50	33	-	-	-	442	-1.8%	▼	442
Non-Capital Felonies and Related Matters	2013	261	185	239	161	265	137	121	257	178	228	165	72	1,804			2,269
	2014	232	203	145	225	195	134	151	182	150	-	-	-	1,617	-10.4%	▼	1,617
Other	2013	11	6	9	11	8	9	15	10	6	5	7	6	85			103
	2014	5	11	5	6	6	20	9	12	8	-	-	-	82	-3.5%	▼	82
Other Criminally Related Matters	2013	19	4	10	7	6	9	10	11	9	9	7	3	85			104
	2014	17	4	10	9	6	11	12	12	7	-	-	-	88	3.5%	▲	88
Probates/Wills and Trusts - Level 1	2013	-	-	2	-	-	-	-	-	-	1	-	-	2			3
	2014	-	-	-	-	-	2	-	-	-	-	-	-	2	0.0%	↔	2
Probates/Wills and Trusts - Level 2	2013	7	10	6	-	2	1	1	2	1	1	2	1	30			34
	2014	-	2	3	-	2	2	3	1	1	-	-	-	14	-53.3%	▼	14
Uncontested Divorce	2013	23	33	29	16	26	16	17	20	23	11	15	13	203			242
	2014	14	14	27	21	18	17	20	13	19	-	-	-	163	-19.7%	▼	163

Type of Court: Circuit

Locale/Circuit: Brunswick 6

Start/End Date: Jan-13 / Sep-14

Type of Case: Filings

AVG. Month: 86

2013 AVG Month: 85

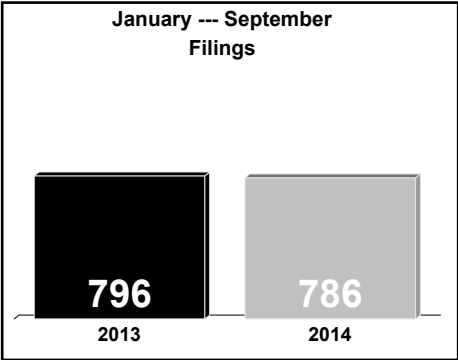
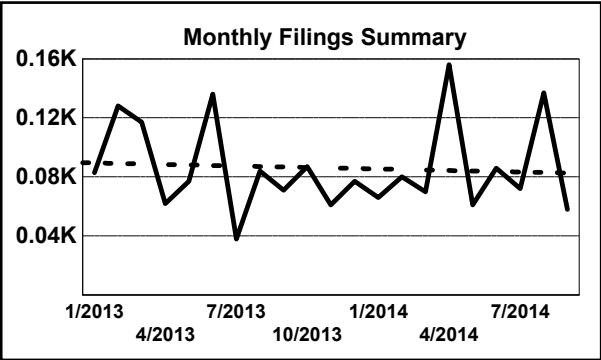
2014 AVG Month: 87

Jan-Sep 2013: 796

Jan-Sep 2014: 786

Filings Trending: Steady ↔

D
a
s
h
b
o
a
r
d



	Jan	Feb	Mar	Apr	May	Jun	Jul	Aug	Sep	Oct	Nov	Dec	Thru Sep	% Change	Trending	Total
2013	83	128	117	62	77	136	38	84	71	87	61	77	796			1,021
2014	66	80	70	156	61	86	72	137	58	-	-	-	786	-1.3%	▼	786

		Jan	Feb	Mar	Apr	May	Jun	Jul	Aug	Sep	Oct	Nov	Dec	Thru Sep	% Change	Trending	Total
Contested Divorce	2013	2	-	1	-	2	1	-	-	1	-	-	1	7			8
	2014	-	1	1	5	1	2	1	-	-	-	-	-	11	57.1%	▲	11
Domestic and Family - Level 1	2013	1	1	1	-	1	1	-	-	2	-	-	-	7			7
	2014	-	-	-	6	-	2	2	-	-	-	-	-	10	42.9%	▲	10
Domestic and Family - Level 2	2013	-	-	-	-	-	-	-	-	1	-	-	1	1			2
	2014	-	-	1	-	-	1	1	1	-	-	-	-	4	300.0%	▲	4
General Civil - Level 1	2013	-	-	-	-	-	-	-	-	-	1	-	-	0			1
	2014	-	1	-	-	-	-	-	-	-	-	-	-	1	0.0%	↔	1
General Civil - Level 2	2013	5	-	2	1	2	2	2	3	1	1	-	1	18			20
	2014	1	-	1	5	4	1	1	6	1	-	-	-	20	11.1%	▲	20
General Civil - Level 3	2013	2	2	-	3	-	3	4	-	-	3	-	1	14			18
	2014	-	1	-	2	-	-	3	-	2	-	-	-	8	-42.9%	▼	8
Miscellaneous	2013	32	28	38	20	19	16	15	15	22	21	23	19	205			268
	2014	25	47	27	25	23	9	18	18	17	-	-	-	209	2.0%	▲	209
Misdemeanor	2013	17	26	16	16	15	34	-	26	9	34	10	15	159			218
	2014	16	13	10	34	4	40	17	18	12	-	-	-	164	3.1%	▲	164
Non-Capital Felonies and Related Matters	2013	21	66	50	17	26	73	16	37	24	21	22	35	330			408
	2014	13	15	23	74	23	18	20	78	18	-	-	-	282	-14.5%	▼	282
Other	2013	-	1	-	1	-	-	-	-	2	1	1	-	4			6
	2014	-	-	-	-	1	-	1	-	1	-	-	-	3	-25.0%	▼	3
Other Criminally Related Matters	2013	-	2	6	-	7	3	-	1	1	-	3	1	20			24
	2014	9	1	3	3	-	9	7	13	2	-	-	-	47	135.0%	▲	47
Probates/Wills and Trusts - Level 2	2013	-	-	-	1	1	1	-	-	-	1	-	-	3			4
	2014	-	-	1	1	-	-	-	2	-	-	-	-	4	33.3%	▲	4
Protective Orders	2014	-	-	-	-	-	-	-	1	-	-	-	-	1			1
Uncontested Divorce	2013	3	2	3	3	4	2	1	2	8	4	2	3	28			37
	2014	2	1	3	1	5	4	1	1	4	-	-	-	22	-21.4%	▼	22

Type of Court: Circuit

Locale/Circuit: Greenville 6

Start/End Date: Jan-13 / Sep-14

Type of Case: Filings

AVG. Month: 65

2013 AVG Month: 69

2014 AVG Month: 59

Jan-Sep 2013: 605

Jan-Sep 2014: 533

Filings Trending: Downward ▼

D

a

s

h

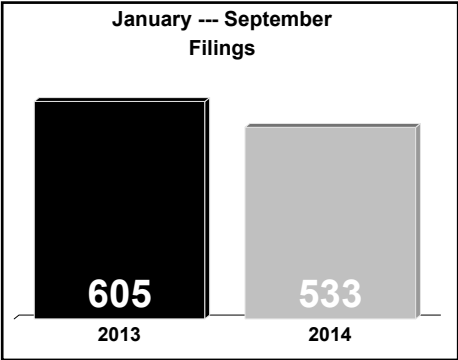
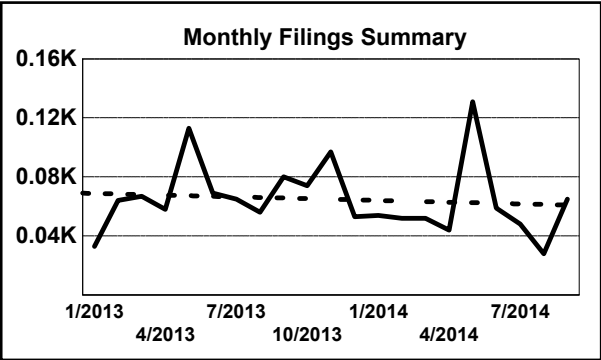
b

o

a

r

d



	Jan	Feb	Mar	Apr	May	Jun	Jul	Aug	Sep	Oct	Nov	Dec	Thru Sep	% Change	Trending	Total
2013	33	64	67	58	113	69	65	56	80	74	97	53	605			829
2014	54	52	52	44	131	59	48	28	65	-	-	-	533	-11.9%	▼	533

		Jan	Feb	Mar	Apr	May	Jun	Jul	Aug	Sep	Oct	Nov	Dec	Thru Sep	% Change	Trending	Total
Administrative Law	2013	-	-	-	-	-	-	-	-	-	1	-	-	0			1
	2014	-	-	1	1	1	-	-	-	-	-	-	-	3	0.0%	↔	3
Contested Divorce	2013	1	2	4	2	5	2	1	2	1	1	-	1	20			22
	2014	-	1	4	3	2	3	4	1	2	-	-	1	20	0.0%	↔	20
Domestic and Family - Level 1	2013	2	-	1	-	1	3	-	-	-	-	1	1	7			9
	2014	-	-	1	1	-	-	-	-	-	-	-	-	2	-71.4%	▼	2
Domestic and Family - Level 2	2013	-	-	-	-	1	-	-	2	-	-	1	-	3			4
	2014	1	-	-	-	-	-	-	-	-	-	-	-	1	-66.7%	▼	1
General Civil - Level 1	2013	-	-	-	1	2	-	-	-	-	-	-	-	3			3
	2014	-	-	-	1	1	1	-	-	1	-	-	-	4	33.3%	▲	4
General Civil - Level 2	2013	4	9	7	3	6	3	1	3	4	8	3	5	40			56
	2014	4	3	1	-	6	11	3	5	7	-	-	-	40	0.0%	↔	40
General Civil - Level 3	2013	1	1	1	6	1	3	4	2	21	4	7	2	40			53
	2014	-	3	-	1	2	3	3	1	15	-	-	-	28	-30.0%	▼	28
Miscellaneous	2013	-	7	9	6	3	4	9	5	5	12	4	6	48			70
	2014	8	6	9	4	9	5	2	3	5	-	-	-	51	6.3%	▲	51
Misdemeanor	2013	5	4	8	4	23	3	6	10	9	5	10	7	72			94
	2014	4	6	5	6	31	8	5	5	6	-	-	-	76	5.6%	▲	76
Non-Capital Felonies and Related Matters	2013	16	37	31	26	63	49	42	22	39	32	58	27	325			442
	2014	31	25	27	21	67	19	23	8	21	-	-	-	242	-25.5%	▼	242
Other	2014	-	-	-	-	1	-	-	-	-	-	-	-	1			1
Other Criminally Related Matters	2013	1	-	4	8	3	-	1	7	-	3	8	1	24			36
	2014	3	5	1	3	4	4	4	2	3	-	-	-	29	20.8%	▲	29
Probates/Wills and Trusts	2014	-	1	-	-	-	-	-	-	1	-	-	-	2			2
Uncontested Divorce	2013	3	4	2	2	5	2	1	3	1	8	5	3	23			39
	2014	3	2	3	3	7	5	4	3	4	-	-	-	34	47.8%	▲	34

Type of Court: Circuit

Locale/Circuit: Prince George 6

Start/End Date: Jan-13 / Sep-14

Type of Case: Filings

AVG. Month: 173

2013 AVG Month: 181

2014 AVG Month: 161

Jan-Sep 2013: 1,613

Jan-Sep 2014: 1,450

Filings Trending: Downward ▼

D

a

s

h

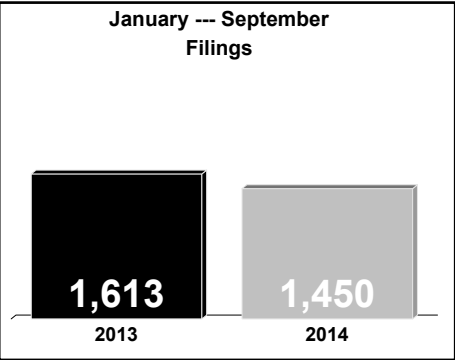
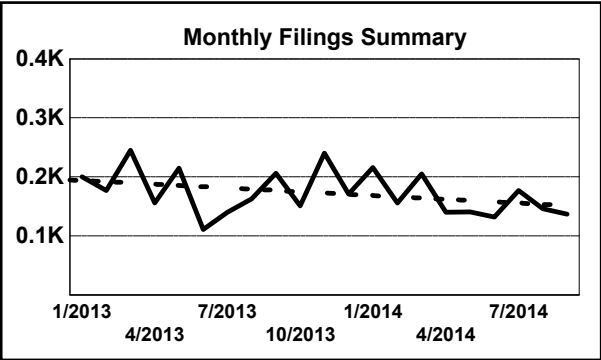
b

o

a

r

d

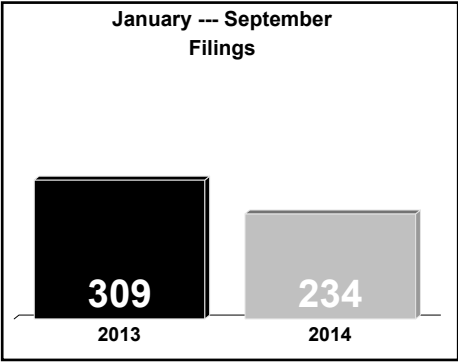
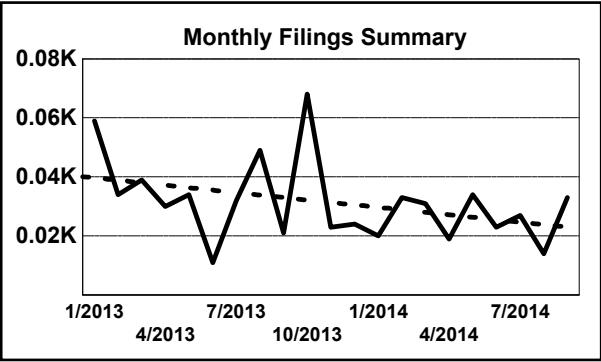


	Jan	Feb	Mar	Apr	May	Jun	Jul	Aug	Sep	Oct	Nov	Dec	Thru Sep	% Change	Trending	Total
2013	200	177	245	156	215	111	140	163	206	151	240	171	1,613			2,175
2014	216	156	205	140	141	132	177	146	137	-	-	-	1,450	-10.1%	▼	1,450

		Jan	Feb	Mar	Apr	May	Jun	Jul	Aug	Sep	Oct	Nov	Dec	Thru Sep	% Change	Trending	Total
Administrative Law	2013	1	1	-	-	1	-	-	-	1	-	-	1	4			5
	2014	-	1	-	-	-	-	-	-	-	-	-	-	1	-75.0%	▼	1
Contested Divorce	2013	-	3	7	7	5	1	2	1	8	7	5	1	34			47
	2014	5	2	3	8	7	3	3	4	1	-	-	-	36	5.9%	▲	36
Domestic and Family - Level 1	2013	2	2	1	2	8	2	9	5	3	9	4	1	34			48
	2014	2	1	13	2	4	1	-	3	3	-	-	-	29	-14.7%	▼	29
Domestic and Family - Level 2	2013	2	1	1	2	-	1	2	2	6	-	-	2	17			19
	2014	-	-	2	-	4	2	3	2	-	-	-	-	13	-23.5%	▼	13
General Civil - Level 1	2013	-	-	-	-	-	-	-	-	-	1	-	-	0			1
	2014	1	-	-	-	-	-	-	-	-	-	-	-	1	0.0%	↔	1
General Civil - Level 2	2013	5	1	7	2	5	10	8	7	4	8	3	6	49			66
	2014	3	2	5	5	6	7	6	6	3	-	-	-	43	-12.2%	▼	43
General Civil - Level 3	2013	1	5	7	2	2	3	1	5	2	1	2	2	28			33
	2014	3	2	1	3	-	2	3	-	2	-	-	-	16	-42.9%	▼	16
Miscellaneous	2013	125	117	105	78	56	41	49	56	59	59	64	75	686			884
	2014	87	80	101	68	51	48	66	58	52	-	-	-	611	-10.9%	▼	611
Misdemeanor	2013	13	11	19	8	24	13	18	15	26	17	31	11	147			206
	2014	27	17	12	9	12	7	14	4	13	-	-	-	115	-21.8%	▼	115
Non-Capital Felonies and Related Matters	2013	36	22	76	36	103	25	41	57	74	31	115	56	470			672
	2014	67	36	49	31	32	44	69	42	43	-	-	-	413	-12.1%	▼	413
Other	2013	2	1	1	5	-	3	1	3	5	2	2	3	21			28
	2014	2	6	5	3	1	6	2	4	5	-	-	-	34	61.9%	▲	34
Other Criminally Related Matters	2013	9	4	6	6	1	5	5	2	7	8	2	6	45			61
	2014	6	3	4	4	14	8	3	11	2	-	-	-	55	22.2%	▲	55
Probates/Wills and Trusts - Level 2	2013	-	1	1	1	1	1	-	-	-	2	3	-	5			10
	2014	2	1	1	-	1	-	2	2	-	-	-	-	9	80.0%	▲	9
Uncontested Divorce	2013	4	8	14	7	9	6	4	10	11	6	9	7	73			95
	2014	11	5	9	7	9	4	6	10	13	-	-	-	74	1.4%	▲	74

Type of Court: Circuit
Locale/Circuit: Surry 6
Start/End Date: Jan-13 / Sep-14
Type of Case: Filings
AVG. Month: 31
2013 AVG Month: 35
2014 AVG Month: 26
Jan-Sep 2013: 309
Jan-Sep 2014: 234
Filings Trending: Downward ▼

D
a
s
h
b
o
a
r
d



	Jan	Feb	Mar	Apr	May	Jun	Jul	Aug	Sep	Oct	Nov	Dec	Thru Sep	% Change	Trending	Total
2013	59	34	39	30	34	11	32	49	21	68	23	24	309			424
2014	20	33	31	19	34	23	27	14	33	-	-	-	234	-24.3%	▼	234

		Jan	Feb	Mar	Apr	May	Jun	Jul	Aug	Sep	Oct	Nov	Dec	Thru Sep	% Change	Trending	Total
Contested Divorce	2013	-	2	2	-	-	-	1	1	-	3	1	-	6			10
	2014	1	-	2	1	1	1	-	-	-	-	-	-	6	0.0%	↔	6
Domestic and Family - Lev	2013	-	-	-	-	-	-	1	-	-	-	-	-	1			1
General Civil - Level 1	2013	-	1	2	-	-	-	-	-	-	-	-	-	3			3
General Civil - Level 2	2013	2	5	3	-	4	1	3	2	2	1	-	2	22			25
	2014	1	2	-	1	-	-	-	2	4	-	-	-	10	-54.5%	▼	10
General Civil - Level 3	2013	2	1	2	-	1	-	-	2	-	4	3	-	8			15
	2014	1	5	3	6	4	1	-	1	-	-	-	-	21	162.5%	▲	21
Miscellaneous	2013	21	22	17	20	7	7	13	13	14	15	11	16	134			176
	2014	12	18	19	8	12	11	9	10	14	-	-	-	113	-15.7%	▼	113
Misdemeanor	2013	11	-	3	-	9	-	9	2	3	-	1	3	37			41
	2014	2	-	2	-	1	2	1	-	2	-	-	-	10	-73.0%	▼	10
Non-Capital Felonies and Related Matters	2013	17	1	7	6	11	2	5	25	2	43	5	-	76			124
	2014	-	6	2	-	11	6	15	-	10	-	-	-	50	-34.2%	▼	50
Other	2013	2	-	-	-	-	-	-	1	-	1	1	1	3			6
	2014	-	1	-	-	2	-	-	-	-	-	-	-	3	0.0%	↔	3
Other Criminally Related Matters	2013	-	1	-	-	1	-	-	1	-	-	-	1	3			4
	2014	1	-	-	1	-	1	1	-	1	-	-	-	5	66.7%	▲	5
Probates/Wills and Trusts	2013	-	-	1	-	-	-	-	-	-	-	-	-	1			1
Uncontested Divorce	2013	4	1	2	4	1	1	-	2	-	1	1	1	15			18
	2014	2	1	3	2	3	1	1	1	2	-	-	-	16	6.7%	▲	16

Type of Court: Circuit

Locale/Circuit: Sussex 6

Start/End Date: Jan-13 / Sep-14

Type of Case: Filings

AVG. Month: 49

2013 AVG Month: 49

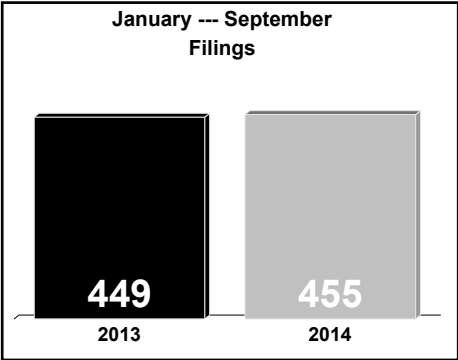
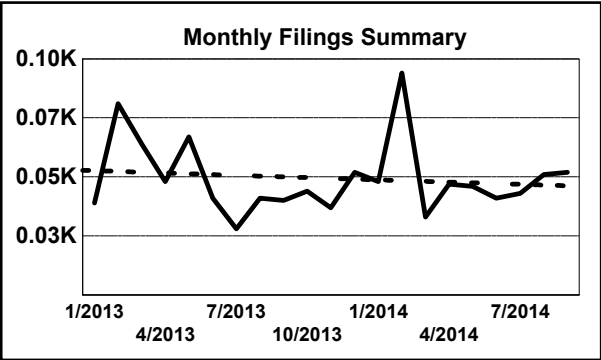
2014 AVG Month: 51

Jan-Sep 2013: 449

Jan-Sep 2014: 455

Filings Trending: Steady ↔

D
a
s
h
b
o
a
r
d



	Jan	Feb	Mar	Apr	May	Jun	Jul	Aug	Sep	Oct	Nov	Dec	Thru Sep	% Change	Trending	Total
2013	39	81	64	48	67	41	28	41	40	44	37	52	449			582
2014	48	94	33	47	46	41	43	51	52	-	-	-	455	1.3%	▲	455

		Jan	Feb	Mar	Apr	May	Jun	Jul	Aug	Sep	Oct	Nov	Dec	Thru Sep	% Change	Trending	Total
Administrative Law	2013	-	-	-	-	1	-	-	1	-	-	-	-	2			2
	2014	-	1	-	-	-	-	-	-	-	-	-	-	1	-50.0%	▼	1
Contested Divorce	2013	1	1	-	-	-	-	-	1	2	-	-	2	5			7
	2014	2	1	1	-	1	1	1	-	1	-	-	-	8	60.0%	▲	8
Domestic and Family - Level 1	2013	-	-	3	3	3	-	-	-	-	-	-	-	9			9
	2014	-	-	2	-	-	-	-	-	-	-	-	-	2	-77.8%	▼	2
Domestic and Family - Lev	2013	-	1	-	1	-	-	1	-	-	-	1	-	3			4
	2014	-	-	-	-	-	-	-	-	-	-	-	-	-			-
General Civil - Level 1	2013	-	-	1	-	1	-	-	-	2	-	-	-	4			4
	2014	1	3	2	-	6	-	-	1	4	-	-	-	17	30.8%	▲	17
General Civil - Level 2	2013	2	3	-	2	-	-	-	3	3	-	2	-	13			15
	2014	1	3	2	-	6	-	-	1	4	-	-	-	17			17
General Civil - Level 3	2013	-	2	2	-	1	1	1	1	-	-	1	-	8			9
	2014	15	23	-	1	2	1	7	2	2	-	-	-	53	562.5%	▲	53
Miscellaneous	2013	21	30	20	11	11	13	6	10	13	19	6	18	135			178
	2014	19	16	18	26	14	9	8	17	12	-	-	-	139	3.0%	▲	139
Misdemeanor	2013	3	12	5	11	6	8	4	8	5	10	7	11	62			90
	2014	1	19	4	4	7	2	3	7	7	-	-	-	54	-12.9%	▼	54
Non-Capital Felonies and Related Matters	2013	8	15	25	7	38	8	11	4	11	11	8	12	127			158
	2014	8	20	2	11	9	23	18	18	26	-	-	-	135	6.3%	▲	135
Other	2013	-	-	-	-	-	1	-	-	1	-	-	-	2			2
	2014	-	1	-	-	-	-	-	-	-	-	-	-	1	-50.0%	▼	1
Other Criminally Related Matters	2013	2	16	3	12	4	9	5	11	3	3	11	7	65			86
	2014	-	8	3	4	5	3	5	-	-	-	-	-	28	-56.9%	▼	28
Probates/Wills and Trusts	2014	-	1	-	-	-	-	-	-	-	-	-	-	1			1
Probates/Wills and Trusts	2013	-	-	2	-	1	1	-	-	-	-	-	-	4			4
Uncontested Divorce	2013	2	1	3	1	1	-	-	2	-	1	1	2	10			14
	2014	2	1	1	1	2	2	1	6	-	-	-	-	16	60.0%	▲	16

Type of Court: Circuit

Locale/Circuit: Hopewell 6

Start/End Date: Jan-13 / Sep-14

Type of Case: Filings

AVG. Month: 129

2013 AVG Month: 139

2014 AVG Month: 116

Jan-Sep 2013: 1,224

Jan-Sep 2014: 1,041

Filings Trending: Downward ▼

D

a

s

h

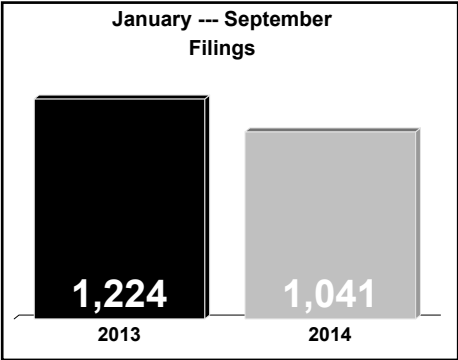
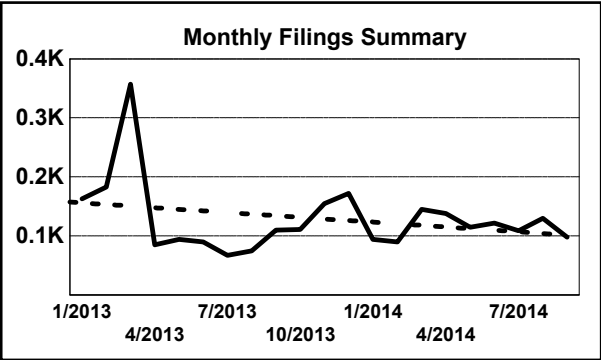
b

o

a

r

d



	Jan	Feb	Mar	Apr	May	Jun	Jul	Aug	Sep	Oct	Nov	Dec	Thru Sep	% Change	Trending	Total
2013	163	183	357	85	94	90	67	75	110	111	155	172	1,224			1,662
2014	94	90	145	138	115	122	109	130	98	-	-	-	1,041	-15.0%	▼	1,041

		Jan	Feb	Mar	Apr	May	Jun	Jul	Aug	Sep	Oct	Nov	Dec	Thru Sep	% Change	Trending	Total
Contested Divorce	2013	2	3	7	2	1	5	2	2	-	1	1	2	24			28
	2014	1	4	4	4	2	1	1	-	-	-	-	-	17	-29.2%	▼	17
Domestic and Family - Level 1	2013	7	8	9	-	2	-	4	11	7	3	8	5	48			64
	2014	1	8	5	5	6	2	3	2	-	-	-	-	32	-33.3%	▼	32
Domestic and Family - Level 2	2013	-	2	3	1	3	-	-	-	-	1	-	-	9			10
	2014	1	1	2	2	-	2	3	-	-	-	-	-	11	22.2%	▲	11
General Civil - Level 1	2013	-	-	-	-	-	1	-	1	-	-	-	1	2			3
	2014	-	-	-	-	1	-	-	-	-	-	-	-	1	-50.0%	▼	1
General Civil - Level 2	2013	3	9	3	3	2	2	6	6	2	2	4	4	36			46
	2014	3	4	2	6	1	4	2	7	2	-	-	-	31	-13.9%	▼	31
General Civil - Level 3	2013	5	4	2	3	5	-	-	5	1	1	5	4	25			35
	2014	2	2	3	4	1	2	1	-	2	-	-	-	17	-32.0%	▼	17
Miscellaneous	2013	64	49	48	34	32	20	19	16	25	33	26	30	307			396
	2014	34	38	37	43	30	31	23	39	24	-	-	-	299	-2.6%	▼	299
Misdemeanor	2013	9	23	27	10	13	7	13	9	18	11	16	28	129			184
	2014	6	12	13	7	13	21	15	22	7	-	-	-	116	-10.1%	▼	116
Non-Capital Felonies and Related Matters	2013	70	72	246	30	32	45	18	22	52	55	90	89	587			821
	2014	41	18	70	53	48	49	45	52	55	-	-	-	431	-26.6%	▼	431
Other	2013	1	3	1	-	2	1	-	1	-	1	-	1	9			11
	2014	-	-	-	1	1	1	4	-	1	-	-	-	8	-11.1%	▼	8
Other Criminally Related Matters	2013	-	1	1	-	-	1	2	-	3	2	1	2	8			13
	2014	1	-	-	4	4	8	1	3	1	-	-	-	22	175.0%	▲	22
Probates/Wills and Trusts	2014	-	-	1	-	-	-	-	-	-	-	-	-	1			1
Probates/Wills and Trusts - Level 2	2013	-	-	-	1	-	2	1	-	-	-	-	1	4			5
	2014	-	1	1	-	3	-	-	-	1	-	-	-	6	50.0%	▲	6
Protective Orders	2013	1	2	-	-	-	-	-	-	-	-	-	-	3			3
	2014	-	-	1	1	-	-	-	1	1	-	-	-	4	33.3%	▲	4
Uncontested Divorce	2013	1	7	10	1	2	6	2	2	2	1	4	5	33			43
	2014	4	2	6	8	5	1	11	4	4	-	-	-	45	36.4%	▲	45

Type of Court: Circuit

Locale/Circuit: Newport News 7

Start/End Date: Jan-13 / Sep-14

Type of Case: Filings

AVG. Month: 871

2013 AVG Month: 882

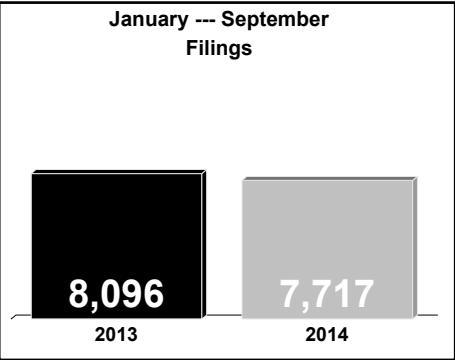
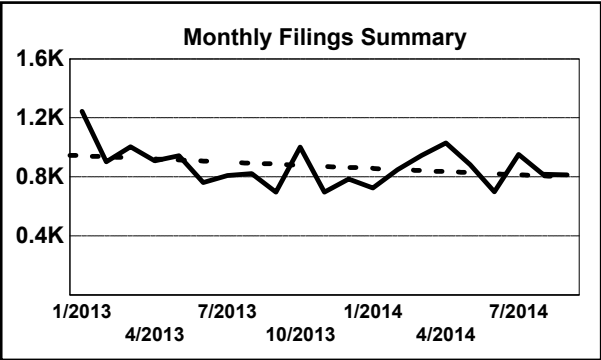
2014 AVG Month: 857

Jan-Sep 2013: 8,096

Jan-Sep 2014: 7,717

Filings Trending: Downward ▼

D
a
s
h
b
o
a
r
d



	Jan	Feb	Mar	Apr	May	Jun	Jul	Aug	Sep	Oct	Nov	Dec	Thru Sep	% Change	Trending	Total
2013	1,245	903	1,004	909	944	761	810	823	697	1,001	697	786	8,096			10,580
2014	725	848	946	1,030	883	700	952	818	815	-	-	-	7,717	-4.7%	▼	7,717

		Jan	Feb	Mar	Apr	May	Jun	Jul	Aug	Sep	Oct	Nov	Dec	Thru Sep	% Change	Trending	Total
Administrative Law	2013	-	2	2	1	3	1	1	2	-	-	-	1	12			13
	2014	-	1	1	1	1	-	-	2	1	-	-	-	7	-41.7%	▼	7
Capital Murder	2014	-	-	-	-	2	-	-	-	-	-	-	-	2			2
Contested Divorce	2013	28	15	28	21	30	15	23	23	19	13	17	13	202			245
	2014	16	24	27	12	20	20	25	12	16	-	-	-	172	-14.9%	▼	172
Domestic and Family - Level 1	2013	24	20	23	29	27	25	18	31	18	27	6	25	215			273
	2014	9	15	32	15	31	32	29	21	21	-	-	-	205	-4.7%	▼	205
Domestic and Family - Level 2	2013	3	4	5	6	4	4	8	6	1	11	6	7	41			65
	2014	2	4	3	5	6	5	6	4	2	-	-	-	37	-9.8%	▼	37
General Civil - Level 1	2013	61	29	8	45	36	8	33	24	8	56	10	6	252			324
	2014	14	9	34	9	36	12	13	3	17	-	-	-	147	-41.7%	▼	147
General Civil - Level 2	2013	31	30	18	40	40	25	30	34	23	31	31	25	271			358
	2014	20	39	33	34	34	32	22	33	36	-	-	-	283	4.4%	▲	283
General Civil - Level 3	2013	15	14	20	17	13	9	21	20	10	12	13	19	139			183
	2014	12	19	16	10	8	10	11	10	7	-	-	-	103	-25.9%	▼	103
Miscellaneous	2013	372	327	324	233	233	163	164	187	211	190	170	205	2,214			2,779
	2014	251	290	242	224	196	196	183	200	196	-	-	-	1,978	-10.7%	▼	1,978
Misdemeanor	2013	147	119	141	106	128	112	116	112	115	117	111	139	1,096			1,463
	2014	69	75	156	125	141	66	137	118	127	-	-	-	1,014	-7.5%	▼	1,014
Non-Capital Felonies and Related Matters	2013	328	150	233	231	231	185	213	188	109	343	189	204	1,868			2,604
	2014	169	185	183	350	244	168	304	230	195	-	-	-	2,028	8.6%	▲	2,028
Other	2013	43	29	44	39	47	44	44	39	39	39	35	27	368			469
	2014	36	35	43	48	42	31	52	35	52	-	-	-	374	1.6%	▲	374
Other Criminally Related Matters	2013	145	87	90	86	94	112	86	116	102	112	68	84	918			1,182
	2014	93	96	114	136	68	64	110	104	89	-	-	-	874	-4.8%	▼	874
Probates/Wills and Trusts - Level 1	2013	-	1	-	1	-	-	-	-	1	2	-	-	3			5
	2014	1	1	2	-	-	-	1	2	1	-	-	-	8	166.7%	▲	8
Probates/Wills and Trusts - Level 2	2013	1	1	1	-	-	-	-	-	-	-	-	-	3			3
	2014	-	-	-	1	-	-	-	-	-	-	-	-	1	-66.7%	▼	1
Protective Orders	2013	1	3	-	1	4	1	5	5	2	4	1	1	22			28
	2014	1	2	5	3	4	4	5	4	6	-	-	-	34	54.5%	▲	34
Uncontested Divorce	2013	46	72	67	53	54	57	48	36	39	44	40	30	472			586
	2014	32	53	55	57	50	60	54	40	49	-	-	-	450	-4.7%	▼	450

Type of Court: Circuit

Locale/Circuit: Hampton 8

Start/End Date: Jan-13 / Sep-14

Type of Case: Filings

AVG. Month: 633

2013 AVG Month: 631

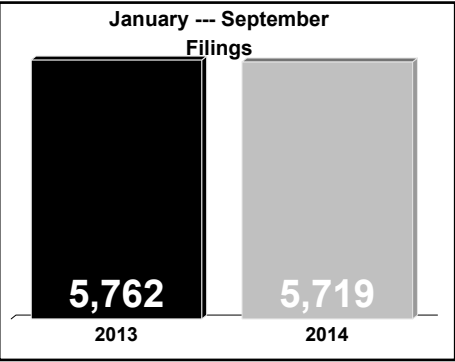
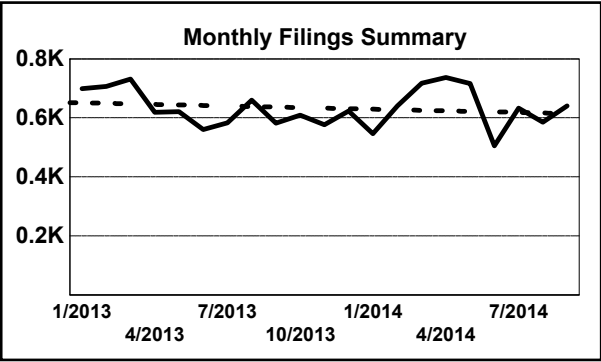
2014 AVG Month: 635

Jan-Sep 2013: 5,762

Jan-Sep 2014: 5,719

Filings Trending: Steady ↔

D
a
s
h
b
o
a
r
d



	Jan	Feb	Mar	Apr	May	Jun	Jul	Aug	Sep	Oct	Nov	Dec	Thru Sep	% Change	Trending	Total
2013	699	706	731	619	621	561	583	660	582	609	577	623	5,762			7,571
2014	546	640	717	737	716	505	633	585	640	-	-	-	5,719	-0.7%	▼	5,719

		Jan	Feb	Mar	Apr	May	Jun	Jul	Aug	Sep	Oct	Nov	Dec	Thru Sep	% Change	Trending	Total
Administrative Law	2013	1	-	-	-	1	1	1	1	-	1	1	-	5			7
	2014	3	-	-	-	-	-	-	1	3	-	-	-	7	40.0%	▲	7
Capital Murder	2014	-	-	1	-	-	-	1	-	-	-	-	-	2			2
Contested Divorce	2013	25	14	24	16	21	14	10	13	17	22	12	8	154			196
	2014	9	15	16	10	11	8	13	15	14	-	-	-	111	-27.9%	▼	111
Domestic and Family - Level 1	2013	11	15	11	9	18	9	12	15	8	13	25	4	108			150
	2014	4	10	12	17	10	5	5	11	10	-	-	-	84	-22.2%	▼	84
Domestic and Family - Level 2	2013	40	16	68	35	20	13	4	20	40	26	53	36	256			371
	2014	12	26	82	138	64	14	34	60	79	-	-	-	509	98.8%	▲	509
General Civil - Level 1	2013	-	1	1	2	2	2	-	3	2	2	1	1	13			17
	2014	4	-	3	2	5	-	3	1	-	-	-	-	18	38.5%	▲	18
General Civil - Level 2	2013	27	20	23	25	20	24	29	27	21	16	31	13	216			276
	2014	22	14	25	29	21	27	23	28	23	-	-	-	212	-1.9%	▼	212
General Civil - Level 3	2013	17	14	15	14	19	17	12	13	13	11	9	9	134			163
	2014	7	9	8	9	6	8	6	5	13	-	-	-	71	-47.0%	▼	71
Miscellaneous	2013	294	310	253	211	150	157	153	200	147	151	158	173	1,875			2,357
	2014	175	219	223	188	148	145	169	139	144	-	-	-	1,550	-17.3%	▼	1,550
Misdemeanor	2013	28	55	43	37	57	57	51	38	36	49	41	55	402			547
	2014	39	41	52	44	60	43	46	43	61	-	-	-	429	6.7%	▲	429
Non-Capital Felonies and Related Matters	2013	127	144	151	150	180	164	183	180	177	174	146	210	1,456			1,986
	2014	136	177	153	179	233	126	194	158	170	-	-	-	1,526	4.8%	▲	1,526
Other	2013	58	54	60	57	59	35	49	69	58	61	61	53	499			674
	2014	51	66	50	58	83	72	72	59	57	-	-	-	568	13.8%	▲	568
Other Criminally Related Matters	2013	21	20	31	19	27	23	44	20	30	35	11	31	235			312
	2014	47	16	45	22	36	21	30	26	24	-	-	-	267	13.6%	▲	267
Probates/Wills and Trusts - Level 1	2013	1	-	-	2	4	3	1	2	-	-	-	1	13			14
	2014	1	-	1	1	-	-	-	-	1	-	-	-	4	-69.2%	▼	4
Probates/Wills and Trusts - Level 2	2013	6	5	1	7	3	9	3	6	6	4	4	2	46			56
	2014	3	3	6	2	2	4	3	6	6	-	-	-	35	-23.9%	▼	35
Uncontested Divorce	2013	43	38	50	35	40	33	31	53	27	44	24	27	350			445
	2014	33	44	40	38	37	32	34	33	35	-	-	-	326	-6.9%	▼	326

Type of Court: Circuit

Locale/Circuit: Charles City 9

Start/End Date: Jan-13 / Sep-14

Type of Case: Filings

AVG. Month: 26

2013 AVG Month: 29

2014 AVG Month: 23

Jan-Sep 2013: 284

Jan-Sep 2014: 210

Filings Trending: Downward ▼

D

a

s

h

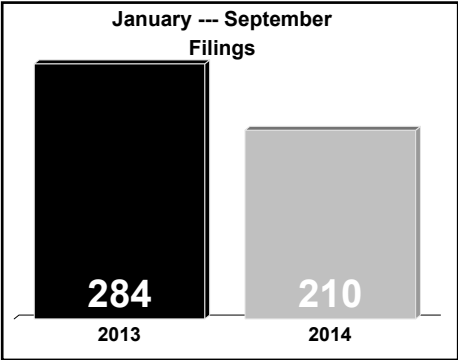
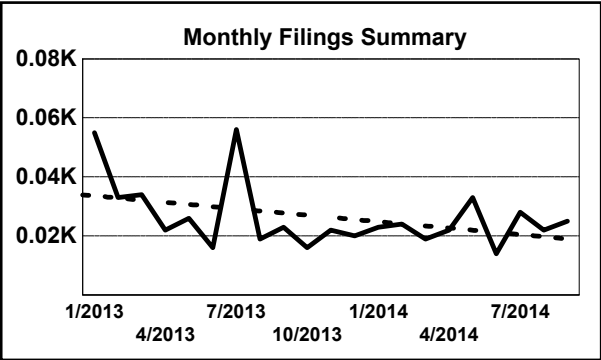
b

o

a

r

d



	Jan	Feb	Mar	Apr	May	Jun	Jul	Aug	Sep	Oct	Nov	Dec	Thru Sep	% Change	Trending	Total
2013	55	33	34	22	26	16	56	19	23	16	22	20	284			342
2014	23	24	19	22	33	14	28	22	25	-	-	-	210	-26.1%	▼	210

		Jan	Feb	Mar	Apr	May	Jun	Jul	Aug	Sep	Oct	Nov	Dec	Thru Sep	% Change	Trending	Total
Contested Divorce	2013	-	-	-	-	-	1	1	-	-	-	-	1	2			3
	2014	-	-	-	1	-	-	-	1	-	-	-	-	2	0.0%	↔	2
Domestic and Family - Level 1	2013	-	-	-	-	1	-	-	-	-	-	3	-	1			4
	2014	-	-	-	-	-	-	-	6	-	-	-	-	6	500.0%	▲	6
Domestic and Family - Level 2	2013	-	-	-	-	-	-	1	1	-	-	-	-	2			2
	2014	-	-	-	-	4	-	-	1	-	-	-	-	5	150.0%	▲	5
General Civil - Level 1	2013	1	-	-	-	-	-	1	-	-	-	-	-	2			2
	2014	-	-	-	-	-	-	-	1	-	-	-	-	1	-50.0%	▼	1
General Civil - Level 2	2013	-	1	1	2	3	1	7	1	1	1	1	5	17			24
	2014	2	1	-	4	2	6	2	2	2	-	-	-	21	23.5%	▲	21
General Civil - Level 3	2013	1	2	1	-	-	1	3	1	3	2	1	2	12			17
	2014	1	2	-	1	-	4	1	1	3	-	-	-	13	8.3%	▲	13
Miscellaneous	2013	23	25	22	15	13	5	13	8	8	9	10	6	132			157
	2014	17	14	16	12	16	3	13	8	13	-	-	-	112	-15.2%	▼	112
Misdemeanor	2013	7	1	3	1	-	-	8	-	5	-	1	-	25			26
	2014	-	2	-	1	1	-	7	-	2	-	-	-	13	-48.0%	▼	13
Non-Capital Felonies and Related Matters	2013	17	2	5	2	5	7	18	5	6	2	6	4	67			79
	2014	1	2	1	1	8	1	3	-	4	-	-	-	21	-68.7%	▼	21
Other	2013	2	1	1	1	1	-	-	2	-	2	-	-	8			10
	2014	1	-	2	1	-	-	-	-	-	-	-	-	4	-50.0%	▼	4
Other Criminally Related Matters	2013	3	-	-	1	-	-	4	1	-	-	-	2	9			11
	2014	-	2	-	1	-	-	-	2	-	-	-	-	5	-44.4%	▼	5
Probates/Wills and Trusts - Level 2	2013	-	-	-	-	1	-	-	-	-	-	-	-	1			1
	2014	-	-	-	-	1	-	-	-	-	-	-	-	1	0.0%	↔	1
Uncontested Divorce	2013	1	1	1	-	2	1	-	-	-	-	-	-	6			6
	2014	1	1	-	-	1	-	2	-	1	-	-	-	6	0.0%	↔	6

Type of Court: Circuit

Locale/Circuit: Gloucester 9

Start/End Date: Jan-13 / Sep-14

Type of Case: Filings

AVG. Month: 191

2013 AVG Month: 200

2014 AVG Month: 179

Jan-Sep 2013: 1,879

Jan-Sep 2014: 1,614

Filings Trending: Downward ▼

D

a

s

h

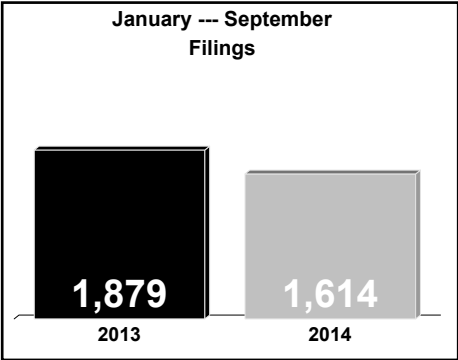
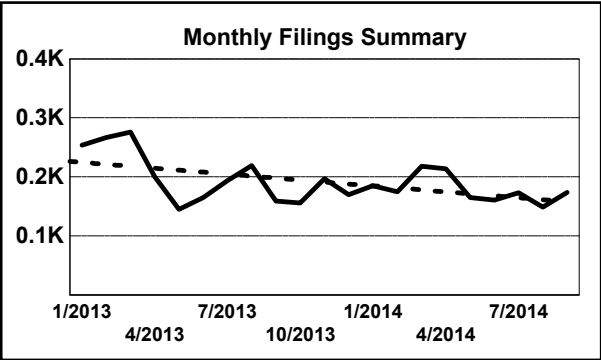
b

o

a

r

d



	Jan	Feb	Mar	Apr	May	Jun	Jul	Aug	Sep	Oct	Nov	Dec	Thru Sep	% Change	Trending	Total
2013	254	267	276	200	145	165	194	219	159	156	197	170	1,879			2,402
2014	185	175	218	214	165	161	173	149	174	-	-	-	1,614	-14.1%	▼	1,614

		Jan	Feb	Mar	Apr	May	Jun	Jul	Aug	Sep	Oct	Nov	Dec	Thru Sep	% Change	Trending	Total
Administrative Law	2014	-	-	-	-	-	-	2	-	-	-	-	-	2			2
Contested Divorce	2013	1	4	3	3	2	5	6	6	3	6	5	5	33			49
	2014	4	10	4	4	4	5	4	6	3	-	-	-	44	33.3%	▲	44
Domestic and Family - Level 1	2013	3	1	-	4	2	-	7	2	9	1	4	-	28			33
	2014	-	2	-	6	1	4	8	2	3	-	-	-	26	-7.1%	▼	26
Domestic and Family - Level 2	2013	2	2	2	2	3	2	1	3	1	4	-	3	18			25
	2014	1	-	-	-	4	1	1	2	1	-	-	-	10	-44.4%	▼	10
General Civil - Level 1	2013	-	-	-	-	-	-	-	1	-	-	-	-	1			1
	2014	1	-	-	-	-	-	-	-	-	-	-	-	1	0.0%	↔	1
General Civil - Level 2	2013	10	6	5	7	4	11	8	7	1	2	5	4	59			70
	2014	12	7	7	3	6	6	7	4	9	-	-	-	61	3.4%	▲	61
General Civil - Level 3	2013	10	2	3	30	4	3	9	4	1	4	2	1	66			73
	2014	1	2	10	13	4	1	4	4	-	-	-	-	39	-40.9%	▼	39
Miscellaneous	2013	169	177	152	96	67	62	65	81	64	69	70	82	933			1,154
	2014	80	78	89	90	49	53	48	47	63	-	-	-	597	-36.0%	▼	597
Misdemeanor	2013	3	15	18	12	5	13	12	23	15	11	21	12	116			160
	2014	16	21	21	21	7	20	26	9	14	-	-	-	155	33.6%	▲	155
Non-Capital Felonies and Related Matters	2013	32	40	68	23	31	39	65	46	42	28	65	25	386			504
	2014	35	23	48	36	66	36	41	34	48	-	-	-	367	-4.9%	▼	367
Other	2013	8	8	10	6	5	20	8	23	14	9	7	21	102			139
	2014	16	20	22	18	14	16	15	29	15	-	-	-	165	61.8%	▲	165
Other Criminally Related Matters	2013	3	3	3	3	10	2	4	6	3	4	5	5	37			51
	2014	8	3	4	10	7	5	1	5	4	-	-	-	47	27.0%	▲	47
Probates/Wills and Trusts - Level 1	2013	-	-	-	-	-	-	-	1	-	-	-	-	1			1
	2014	-	-	-	-	-	-	1	-	1	-	-	-	2	100.0%	▲	2
Probates/Wills and Trusts - Level 2	2013	-	-	-	-	-	2	-	-	-	3	4	-	2			9
	2014	-	1	-	-	-	5	-	-	-	-	-	-	6	200.0%	▲	6
Protective Orders	2013	2	-	-	-	-	-	-	2	2	2	1	-	6			9
	2014	-	1	-	1	-	1	-	-	-	-	-	-	3	-50.0%	▼	3
Uncontested Divorce	2013	11	9	12	14	12	6	9	14	4	13	8	12	91			124
	2014	11	7	13	12	3	8	15	7	13	-	-	-	89	-2.2%	▼	89

Type of Court: Circuit

Locale/Circuit: King & Queen 9

Start/End Date: Jan-13 / Sep-14

Type of Case: Filings

AVG. Month: 26

2013 AVG Month: 27

2014 AVG Month: 25

Jan-Sep 2013: 248

Jan-Sep 2014: 229

Filings Trending: Downward ▼

D

a

s

h

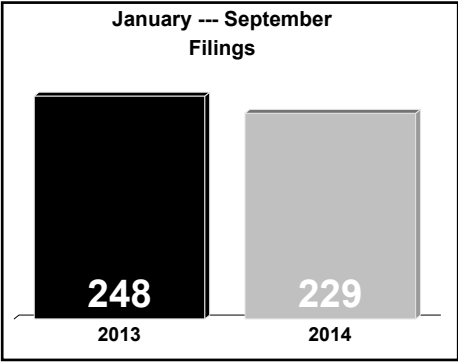
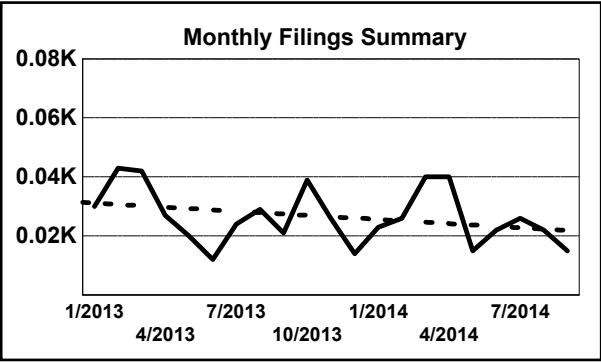
b

o

a

r

d



	Jan	Feb	Mar	Apr	May	Jun	Jul	Aug	Sep	Oct	Nov	Dec	Thru Sep	% Change	Trending	Total
2013	30	43	42	27	20	12	24	29	21	39	26	14	248			327
2014	23	26	40	40	15	22	26	22	15	-	-	-	229	-7.7%	▼	229

		Jan	Feb	Mar	Apr	May	Jun	Jul	Aug	Sep	Oct	Nov	Dec	Thru Sep	% Change	Trending	Total
Administrative Law	2014	-	-	1	-	-	-	-	-	-	-	-	-	1			1
Contested Divorce	2013	-	-	-	1	1	-	2	-	-	1	1	-	4			6
	2014	1	-	-	2	1	-	1	-	-	-	-	-	5	25.0%	▲	5
Domestic and Family - Level 1	2013	-	1	-	-	-	-	-	-	-	-	-	-	1			1
	2014	-	-	-	1	-	-	-	-	-	-	-	-	1	0.0%	↔	1
Domestic and Family - Level 2	2013	-	-	2	-	1	-	-	-	-	-	-	-	3			3
	2014	-	-	-	-	-	-	1	-	-	-	-	-	1	-66.7%	▼	1
General Civil - Level 2	2013	1	-	3	-	-	1	-	1	-	-	1	1	6			8
	2014	-	1	1	1	2	2	3	-	-	-	-	-	10	66.7%	▲	10
General Civil - Level 3	2013	-	-	-	-	-	-	-	2	-	5	-	-	2			7
	2014	2	3	1	1	1	2	1	-	-	-	-	-	11	450.0%	▲	11
Miscellaneous	2013	18	25	24	15	15	7	13	7	15	24	11	5	139			179
	2014	12	12	14	16	7	8	13	14	5	-	-	-	101	-27.3%	▼	101
Misdemeanor	2013	1	1	2	4	-	-	1	3	1	2	3	1	13			19
	2014	-	2	1	2	-	2	1	1	-	-	-	-	9	-30.8%	▼	9
Non-Capital Felonies and Related Matters	2013	1	10	7	6	1	4	6	10	3	5	7	5	48			65
	2014	4	4	18	11	1	6	-	2	10	-	-	-	56	16.7%	▲	56
Other	2014	-	-	-	-	-	1	-	-	-	-	-	-	1			1
Other Criminally Related Matters	2013	6	4	1	-	1	-	2	4	-	2	1	-	18			21
	2014	2	2	2	3	1	1	5	3	-	-	-	-	19	5.6%	▲	19
Probates/Wills and Trusts - Level 1	2013	-	1	-	-	-	-	-	-	-	-	-	-	1			1
	2014	-	-	-	-	-	-	1	-	-	-	-	-	1	0.0%	↔	1
Probates/Wills and Trusts - Level 2	2013	1	-	1	-	-	-	-	-	-	-	-	2	2			4
	2014	1	1	-	2	-	-	-	1	-	-	-	-	5	150.0%	▲	5
Protective Orders	2013	-	-	-	-	-	-	-	1	-	-	2	-	1			3
Uncontested Divorce	2013	2	1	2	1	1	-	-	1	2	-	-	-	10			10
	2014	1	1	2	1	2	-	-	1	-	-	-	-	8	-20.0%	▼	8

Type of Court: Circuit

Locale/Circuit: King William 9

Start/End Date: Jan-13 / Sep-14

Type of Case: Filings

AVG. Month: 65

2013 AVG Month: 65

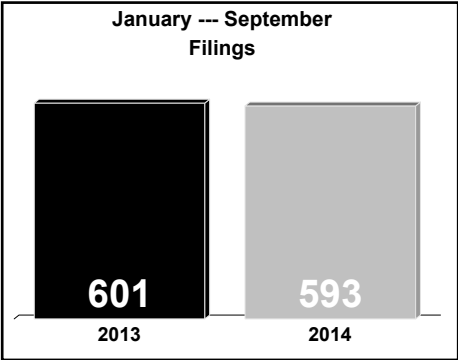
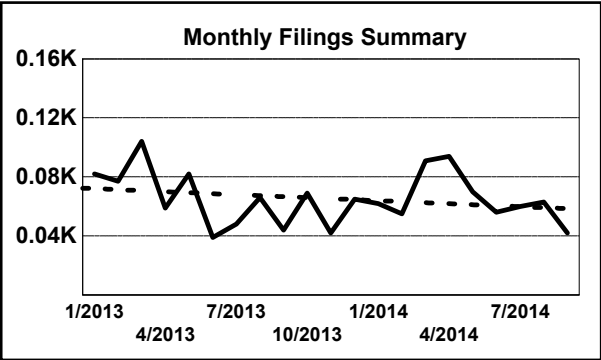
2014 AVG Month: 66

Jan-Sep 2013: 601

Jan-Sep 2014: 593

Filings Trending: Steady ↔

D
a
s
h
b
o
a
r
d



	Jan	Feb	Mar	Apr	May	Jun	Jul	Aug	Sep	Oct	Nov	Dec	Thru Sep	% Change	Trending	Total
2013	82	77	104	59	82	39	48	66	44	69	42	65	601			777
2014	62	55	91	94	70	56	60	63	42	-	-	-	593	-1.3%	▼	593

		Jan	Feb	Mar	Apr	May	Jun	Jul	Aug	Sep	Oct	Nov	Dec	Thru Sep	% Change	Trending	Total
Administrative Law	2014	-	1	-	-	-	-	-	-	1	-	-	-	2			2
Contested Divorce	2013	-	-	-	-	1	-	-	-	-	3	1	-	1			5
	2014	2	2	-	2	3	-	-	-	-	-	-	-	9	800.0%	▲	9
Domestic and Family - Level 1	2013	1	-	1	3	3	-	1	2	-	-	-	1	11			12
	2014	-	-	-	10	-	1	1	2	2	-	-	-	16	45.5%	▲	16
Domestic and Family - Level 2	2013	-	-	1	-	-	-	-	1	-	1	1	1	2			4
	2014	-	-	-	2	-	1	-	1	-	-	-	-	4	100.0%	▲	4
General Civil - Level 1	2013	-	-	1	-	-	2	1	-	-	-	-	-	4			4
	2014	-	-	-	-	-	1	-	1	1	-	-	-	3	-25.0%	▼	3
General Civil - Level 2	2013	1	3	-	3	5	3	4	3	3	1	1	2	25			29
	2014	1	4	2	2	2	11	5	3	4	-	-	-	34	36.0%	▲	34
General Civil - Level 3	2013	-	1	4	3	3	2	-	2	1	3	-	3	16			22
	2014	1	4	-	3	1	4	2	1	-	-	-	-	16	0.0%	↔	16
Miscellaneous	2013	66	55	49	39	33	18	20	30	35	26	23	22	345			416
	2014	41	37	44	33	26	28	21	22	26	-	-	-	278	-19.4%	▼	278
Misdemeanor	2013	2	2	5	3	14	2	11	8	2	7	1	4	49			61
	2014	2	3	4	4	7	-	6	2	2	-	-	-	30	-38.8%	▼	30
Non-Capital Felonies and Related Matters	2013	3	12	36	4	22	9	9	16	1	22	15	15	112			164
	2014	13	2	38	35	25	5	20	21	4	-	-	-	163	45.5%	▲	163
Other	2013	-	-	1	-	-	1	-	-	-	-	-	1	2			3
	2014	-	1	-	-	1	2	2	2	-	-	-	-	8	300.0%	▲	8
Other Criminally Related Matters	2013	4	3	3	2	-	1	1	3	-	2	-	10	17			29
	2014	2	1	1	2	2	1	2	6	1	-	-	-	18	5.9%	▲	18
Probates/Wills and Trusts - Level 2	2013	2	1	-	2	-	1	1	1	1	-	-	2	9			11
	2014	-	-	1	-	-	-	1	-	1	-	-	-	3	-66.7%	▼	3
Protective Orders	2013	-	-	-	-	-	-	-	1	-	-	-	-	1			1
	2014	-	-	-	1	-	-	-	-	-	-	-	-	1	0.0%	↔	1
Uncontested Divorce	2013	3	-	3	-	1	-	-	-	-	5	-	4	7			16
	2014	-	-	1	-	3	2	-	2	-	-	-	-	8	14.3%	▲	8

Type of Court: Circuit

Locale/Circuit: Mathews 9

Start/End Date: Jan-13 / Sep-14

Type of Case: Filings

AVG. Month: 37

2013 AVG Month: 37

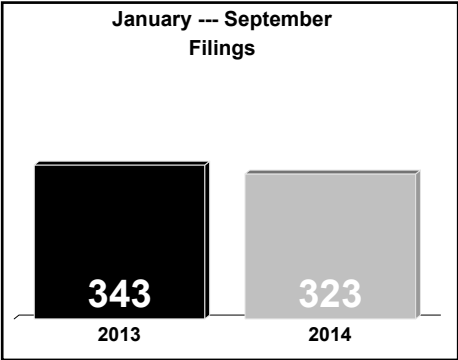
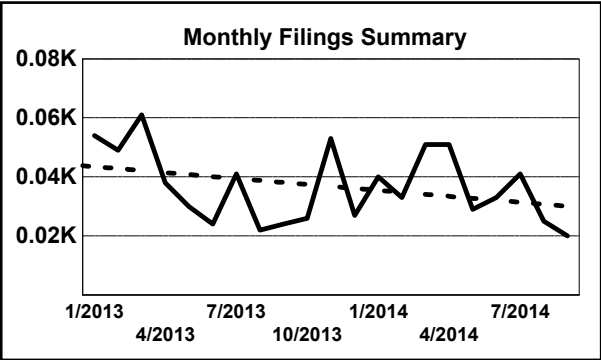
2014 AVG Month: 36

Jan-Sep 2013: 343

Jan-Sep 2014: 323

Filings Trending: Downward ▼

D
a
s
h
b
o
a
r
d



	Jan	Feb	Mar	Apr	May	Jun	Jul	Aug	Sep	Oct	Nov	Dec	Thru Sep	% Change	Trending	Total
2013	54	49	61	38	30	24	41	22	24	26	53	27	343			449
2014	40	33	51	51	29	33	41	25	20	-	-	-	323	-5.8%	▼	323

		Jan	Feb	Mar	Apr	May	Jun	Jul	Aug	Sep	Oct	Nov	Dec	Thru Sep	% Change	Trending	Total
Administrative Law	2013	-	-	1	-	-	-	-	-	-	1	-	-	1			2
	2014	-	-	-	-	-	1	-	-	-	-	-	-	1	0.0%	↔	1
Contested Divorce	2013	1	1	1	-	-	2	-	-	-	1	-	-	5			6
	2014	-	1	-	2	2	1	1	1	2	-	-	-	10	100.0%	▲	10
Domestic and Family - Level 1	2013	-	2	-	1	-	-	-	-	2	2	-	-	5			7
	2014	-	-	-	2	1	-	3	-	1	-	-	-	7	40.0%	▲	7
Domestic and Family - Level 2	2013	-	-	-	1	-	-	-	-	-	-	-	-	1			1
	2014	-	-	1	-	-	-	-	-	-	-	-	-	1	0.0%	↔	1
General Civil - Level 1	2013	-	-	-	-	-	-	-	1	-	-	-	-	1			1
	2014	-	-	-	-	-	-	1	-	-	-	-	-	1	0.0%	↔	1
General Civil - Level 2	2013	-	1	2	-	2	-	2	2	1	2	-	-	10			12
	2014	2	-	1	3	1	2	-	3	-	-	-	-	12	20.0%	▲	12
General Civil - Level 3	2013	-	-	-	1	1	-	-	3	4	-	-	-	9			9
	2014	2	-	-	2	1	3	-	2	-	-	-	-	10	11.1%	▲	10
Miscellaneous	2013	24	36	41	19	20	17	19	13	14	12	21	8	203			244
	2014	32	22	21	26	17	12	11	12	11	-	-	-	164	-19.2%	▼	164
Misdemeanor	2013	1	1	3	2	-	1	2	-	1	1	-	1	11			13
	2014	-	3	1	3	3	7	4	1	-	-	-	-	22	100.0%	▲	22
Non-Capital Felonies and Related Matters	2013	23	5	5	10	3	2	12	1	2	4	27	14	63			108
	2014	1	2	25	9	-	2	18	-	-	-	-	-	57	-9.5%	▼	57
Other	2013	3	-	4	-	1	-	1	1	-	1	-	-	10			11
	2014	-	-	-	2	2	2	1	2	3	-	-	-	12	20.0%	▲	12
Other Criminally Related Matters	2013	-	-	-	1	-	1	-	-	-	1	-	1	2			4
	2014	-	1	-	1	1	1	-	-	3	-	-	-	7	250.0%	▲	7
Probates/Wills and Trusts - Level 2	2013	-	1	-	-	-	-	-	-	-	-	3	-	1			4
	2014	-	1	-	-	-	1	-	-	-	-	-	-	2	100.0%	▲	2
Protective Orders	2013	-	-	-	-	-	-	1	-	-	-	-	-	1			1
	2014	2	-	-	-	1	-	1	-	-	-	-	-	4	300.0%	▲	4
Uncontested Divorce	2013	2	2	4	3	3	1	4	1	-	1	2	3	20			26
	2014	1	3	2	1	-	1	1	4	-	-	-	-	13	-35.0%	▼	13

Type of Court: Circuit

Locale/Circuit: Middlesex 9

Start/End Date: Jan-13 / Sep-14

Type of Case: Filings

AVG. Month: 56

2013 AVG Month: 62

2014 AVG Month: 48

Jan-Sep 2013: 612

Jan-Sep 2014: 430

Filings Trending: Downward ▼

D

a

s

h

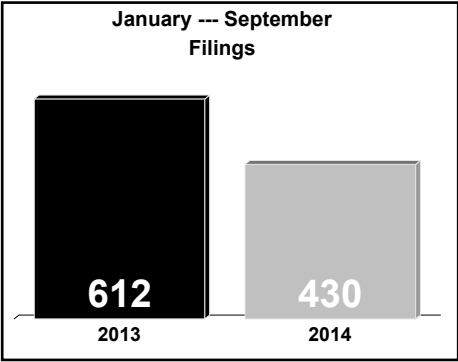
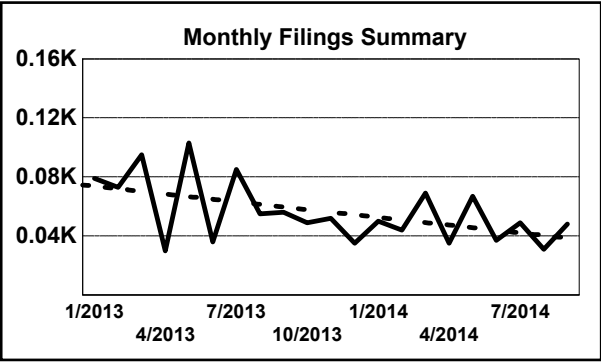
b

o

a

r

d



	Jan	Feb	Mar	Apr	May	Jun	Jul	Aug	Sep	Oct	Nov	Dec	Thru Sep	% Change	Trending	Total
2013	79	73	95	30	103	36	85	55	56	49	52	35	612			748
2014	50	44	69	35	67	37	49	31	48	-	-	-	430	-29.7%	▼	430

		Jan	Feb	Mar	Apr	May	Jun	Jul	Aug	Sep	Oct	Nov	Dec	Thru Sep	% Change	Trending	Total
Contested Divorce	2013	1	1	-	1	1	-	-	1	2	1	1	-	7			9
	2014	-	2	-	-	1	-	2	1	2	-	-	-	8	14.3%	▲	8
Domestic and Family - Level 1	2013	2	-	1	1	2	-	1	-	-	-	5	-	7			12
	2014	-	4	2	1	-	-	1	-	-	-	-	-	8	14.3%	▲	8
Domestic and Family - Level 2	2013	-	-	-	-	-	1	-	-	-	1	-	-	1			2
	2014	-	-	-	-	-	-	-	2	-	-	-	-	2	100.0%	▲	2
General Civil - Level 1	2013	-	-	1	-	-	-	-	-	-	-	-	-	1			1
	2014	-	-	-	-	-	-	-	1	-	-	-	-	1	0.0%	↔	1
General Civil - Level 2	2013	7	1	1	2	2	3	6	2	3	1	3	1	27			32
	2014	2	-	1	4	1	-	-	2	1	-	-	-	11	-59.3%	▼	11
General Civil - Level 3	2013	3	1	2	-	2	-	10	1	-	2	1	-	19			22
	2014	3	1	1	-	1	-	2	1	-	-	-	-	9	-52.6%	▼	9
Miscellaneous	2013	41	59	34	19	16	24	20	28	14	18	24	22	255			319
	2014	32	26	21	17	18	14	12	10	12	-	-	-	162	-36.5%	▼	162
Misdemeanor	2013	8	1	11	1	7	2	15	1	8	6	2	2	54			64
	2014	3	4	14	2	11	7	7	3	8	-	-	-	59	9.3%	▲	59
Non-Capital Felonies and Related Matters	2013	14	6	39	6	73	5	30	17	26	14	10	5	216			245
	2014	7	6	27	5	22	12	21	5	21	-	-	-	126	-41.7%	▼	126
Other	2013	-	1	-	-	-	-	-	2	1	6	-	-	4			10
	2014	1	-	1	1	5	2	1	2	1	-	-	-	14	250.0%	▲	14
Other Criminally Related Matters	2013	1	-	-	-	-	-	1	-	-	-	2	2	2			6
	2014	1	-	1	1	3	1	-	1	1	-	-	-	9	350.0%	▲	9
Probates/Wills and Trusts	2013	-	-	-	-	-	1	-	-	-	-	-	-	1			1
Uncontested Divorce	2013	2	3	6	-	-	-	2	3	2	-	4	3	18			25
	2014	1	1	1	4	5	1	3	3	2	-	-	-	21	16.7%	▲	21

Type of Court: Circuit

Locale/Circuit: New Kent 9

Start/End Date: Jan-13 / Sep-14

Type of Case: Filings

AVG. Month: 116

2013 AVG Month: 116

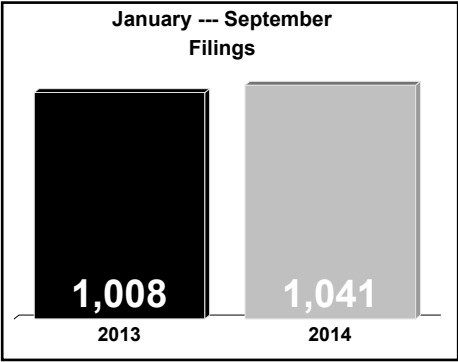
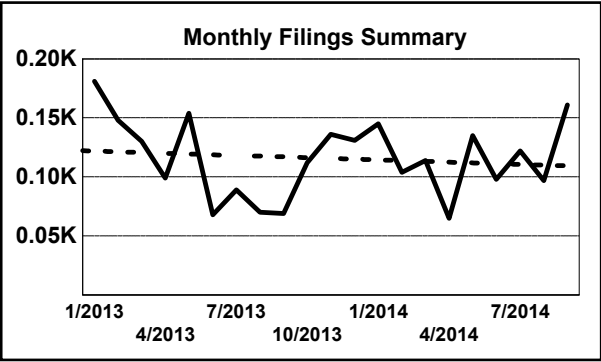
2014 AVG Month: 116

Jan-Sep 2013: 1,008

Jan-Sep 2014: 1,041

Filings Trending: Upward ▲

D
a
s
h
b
o
a
r
d

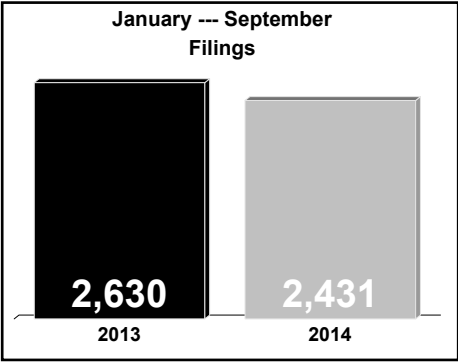
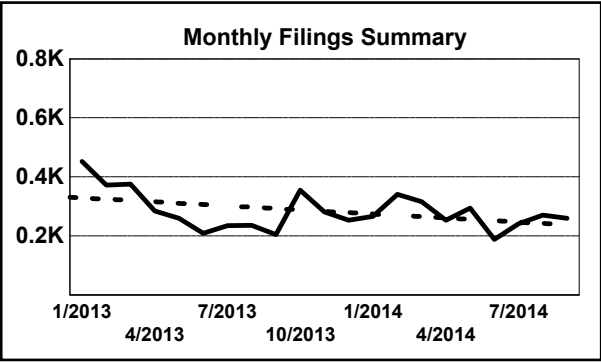


	Jan	Feb	Mar	Apr	May	Jun	Jul	Aug	Sep	Oct	Nov	Dec	Thru Sep	% Change	Trending	Total
2013	181	148	130	99	154	68	89	70	69	112	136	131	1,008			1,387
2014	145	104	114	65	135	98	122	97	161	-	-	-	1,041	3.3%	▲	1,041

		Jan	Feb	Mar	Apr	May	Jun	Jul	Aug	Sep	Oct	Nov	Dec	Thru Sep	% Change	Trending	Total
Administrative Law	2014	-	-	-	-	-	-	-	-	1	-	-	-	1			1
Contested Divorce	2013	-	-	1	3	1	-	-	-	-	2	1	1	5			9
	2014	2	1	2	2	-	-	1	1	3	-	-	-	12	140.0%	▲	12
Domestic and Family - Level 1	2013	-	5	-	-	1	-	2	6	3	2	-	1	17			20
	2014	-	1	-	2	4	-	1	-	1	-	-	-	9	-47.1%	▼	9
Domestic and Family - Level 2	2013	1	1	-	-	-	-	1	-	1	-	-	-	4			4
	2014	-	-	-	1	1	1	1	-	1	-	-	-	5	25.0%	▲	5
General Civil - Level 1	2013	-	1	-	-	2	1	-	-	-	-	-	-	4			4
General Civil - Level 2	2013	6	3	2	5	8	2	9	3	2	3	2	2	40			47
	2014	1	2	6	1	7	1	3	4	5	-	-	-	30	-25.0%	▼	30
General Civil - Level 3	2013	1	2	2	-	1	-	-	1	1	-	-	2	8			10
	2014	1	-	1	1	1	-	1	1	-	-	-	-	6	-25.0%	▼	6
Miscellaneous	2013	87	78	67	46	39	31	25	32	26	55	48	56	431			590
	2014	73	64	54	42	34	45	31	35	32	-	-	-	410	-4.9%	▼	410
Misdemeanor	2013	11	12	19	20	11	5	10	2	6	18	21	13	96			148
	2014	3	9	10	2	13	12	17	22	41	-	-	-	129	34.4%	▲	129
Non-Capital Felonies and Related Matters	2013	60	18	18	9	63	11	20	10	14	18	16	23	223			280
	2014	19	8	28	4	53	22	43	13	64	-	-	-	254	13.9%	▲	254
Other	2013	6	19	13	7	22	10	7	4	8	5	43	27	96			171
	2014	41	12	11	6	15	9	7	10	3	-	-	-	114	18.8%	▲	114
Other Criminally Related Matters	2013	4	7	2	7	2	4	12	3	1	5	2	5	42			54
	2014	1	3	-	-	3	3	10	5	2	-	-	-	27	-35.7%	▼	27
Probates/Wills and Trusts - Level 2	2013	1	-	-	-	-	-	1	1	-	-	1	-	3			4
	2014	1	-	-	-	-	-	1	-	-	-	-	-	2	-33.3%	▼	2
Protective Orders	2013	-	-	-	-	-	-	-	1	-	-	-	-	1			1
Uncontested Divorce	2013	4	2	6	2	4	4	2	7	7	4	2	1	38			45
	2014	3	4	2	4	4	5	6	6	8	-	-	-	42	10.5%	▲	42

Type of Court: Circuit
Locale/Circuit: York 9
Start/End Date: Jan-13 / Sep-14
Type of Case: Filings
AVG. Month: 283
2013 AVG Month: 293
2014 AVG Month: 270
Jan-Sep 2013: 2,630
Jan-Sep 2014: 2,431
Filings Trending: Downward ▼

D
a
s
h
b
o
a
r
d



	Jan	Feb	Mar	Apr	May	Jun	Jul	Aug	Sep	Oct	Nov	Dec	Thru Sep	% Change	Trending	Total
2013	452	372	376	285	260	209	235	236	205	355	282	253	2,630			3,520
2014	266	341	316	253	295	188	241	271	260	-	-	-	2,431	-7.6%	▼	2,431

		Jan	Feb	Mar	Apr	May	Jun	Jul	Aug	Sep	Oct	Nov	Dec	Thru Sep	% Change	Trending	Total
Administrative Law	2013	-	-	-	1	-	-	-	1	1	1	-	-	3			4
	2014	-	1	-	-	-	-	-	1	-	-	-	-	2	-33.3%	▼	2
Contested Divorce	2013	5	5	4	9	11	6	1	6	2	6	5	3	49			63
	2014	2	12	11	2	2	9	8	11	5	-	-	-	62	26.5%	▲	62
Domestic and Family - Level 1	2013	1	3	5	-	2	4	6	2	5	-	1	1	28			30
	2014	-	2	3	2	2	2	3	5	-	-	-	-	19	-32.1%	▼	19
Domestic and Family - Level 2	2013	7	2	4	4	1	1	2	-	4	3	5	1	25			34
	2014	3	8	6	12	7	12	6	4	10	-	-	-	68	172.0%	▲	68
General Civil - Level 1	2013	-	-	-	-	-	-	1	-	1	1	-	-	2			3
	2014	1	-	-	-	1	-	-	-	-	-	-	-	2	0.0%	↔	2
General Civil - Level 2	2013	4	9	18	21	7	18	9	12	14	17	11	14	112			154
	2014	11	7	12	14	8	9	12	15	11	-	-	-	99	-11.6%	▼	99
General Civil - Level 3	2013	4	5	4	4	7	7	8	3	5	4	2	4	47			57
	2014	4	5	1	2	5	1	2	-	2	-	-	-	22	-53.2%	▼	22
Miscellaneous	2013	293	235	215	173	138	94	108	132	84	148	117	130	1,472			1,867
	2014	152	148	133	110	92	81	97	103	97	-	-	-	1,013	-31.2%	▼	1,013
Misdemeanor	2013	39	26	25	14	13	24	14	17	11	15	24	14	183			236
	2014	17	14	28	17	61	11	33	31	27	-	-	-	239	30.6%	▲	239
Non-Capital Felonies and Related Matters	2013	79	63	74	38	50	29	61	41	40	123	87	50	475			735
	2014	44	125	76	67	88	47	63	74	71	-	-	-	655	37.9%	▲	655
Other	2013	-	-	-	1	1	1	-	-	2	2	-	-	5			7
	2014	1	1	-	1	1	2	-	5	5	-	-	-	16	220.0%	▲	16
Other Criminally Related Matters	2013	4	6	7	5	5	11	6	9	10	15	9	19	63			106
	2014	10	6	14	9	6	3	4	4	12	-	-	-	68	7.9%	▲	68
Probates/Wills and Trusts	2014	-	-	-	-	-	-	-	1	-	-	-	-	1			1
Probates/Wills and Trusts - Level 2	2013	4	4	5	1	2	1	4	1	3	3	2	1	25			31
	2014	2	-	3	2	4	2	-	2	1	-	-	-	16	-36.0%	▼	16
Protective Orders	2013	-	-	-	-	2	2	-	-	-	2	-	-	4			6
	2014	2	-	1	1	1	1	-	1	-	-	-	-	7	75.0%	▲	7
Uncontested Divorce	2013	12	14	15	14	21	11	15	12	23	15	19	16	137			187
	2014	17	12	28	14	17	8	13	14	19	-	-	-	142	3.6%	▲	142

Type of Court: Circuit

Locale/Circuit: Williamsburg 9

Start/End Date: Jan-13 / Sep-14

Type of Case: Filings

AVG. Month: 310

2013 AVG Month: 313

2014 AVG Month: 305

Jan-Sep 2013: 2,924

Jan-Sep 2014: 2,744

Filings Trending: Downward ▼

D

a

s

h

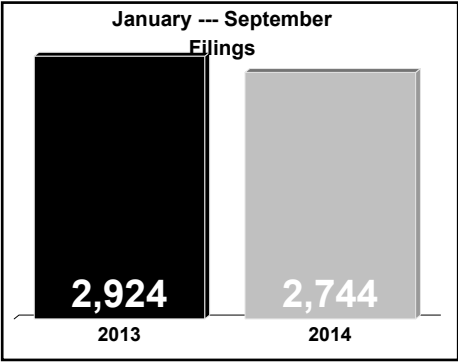
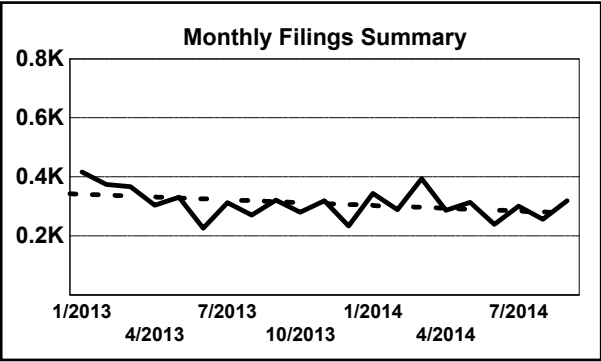
b

o

a

r

d



	Jan	Feb	Mar	Apr	May	Jun	Jul	Aug	Sep	Oct	Nov	Dec	Thru Sep	% Change	Trending	Total
2013	417	374	367	304	331	226	313	271	321	280	319	234	2,924			3,757
2014	344	289	394	287	314	239	301	257	319	-	-	-	2,744	-6.2%	▼	2,744

		Jan	Feb	Mar	Apr	May	Jun	Jul	Aug	Sep	Oct	Nov	Dec	Thru Sep	% Change	Trending	Total
Administrative Law	2013	-	-	3	-	-	-	-	-	2	-	-	-	5			5
	2014	-	-	-	-	1	2	-	2	1	-	-	-	6	20.0%	▲	6
Capital Murder	2014	3	-	-	-	-	-	-	-	-	-	-	-	3			3
Contested Divorce	2013	4	10	9	5	8	9	5	3	5	1	8	5	58			72
	2014	9	4	5	7	6	4	8	6	3	-	-	-	52	-10.3%	▼	52
Domestic and Family - Level 1	2013	2	2	9	-	6	2	2	4	1	1	7	1	28			37
	2014	-	4	3	5	4	1	-	9	7	-	-	-	33	17.9%	▲	33
Domestic and Family - Level 2	2013	-	5	3	5	1	2	3	-	4	1	1	1	23			26
	2014	2	3	1	1	5	5	4	3	-	-	-	-	24	4.3%	▲	24
General Civil - Level 1	2013	-	1	-	-	-	3	1	2	-	1	1	-	7			9
	2014	2	-	1	2	-	3	-	-	1	-	-	-	9	28.6%	▲	9
General Civil - Level 2	2013	15	17	6	8	11	6	10	12	13	13	13	12	98			136
	2014	6	6	6	4	12	9	11	7	9	-	-	-	70	-28.6%	▼	70
General Civil - Level 3	2013	7	7	4	6	15	9	10	15	12	1	8	8	85			102
	2014	8	1	16	6	13	5	7	3	1	-	-	-	60	-29.4%	▼	60
Miscellaneous	2013	224	204	157	140	124	70	122	98	103	95	87	116	1,242			1,540
	2014	160	141	120	121	101	89	78	101	106	-	-	-	1,017	-18.1%	▼	1,017
Misdemeanor	2013	48	38	58	58	57	27	30	35	46	46	54	27	397			524
	2014	34	36	47	25	39	27	47	28	52	-	-	-	335	-15.6%	▼	335
Non-Capital Felonies and Related Matters	2013	62	32	78	41	42	45	63	46	78	66	87	26	487			666
	2014	61	46	123	58	79	46	80	42	73	-	-	-	608	24.8%	▲	608
Other	2013	20	18	10	16	27	14	32	29	23	19	23	14	189			245
	2014	25	19	34	26	27	23	33	31	30	-	-	-	248	31.2%	▲	248
Other Criminally Related Matters	2013	8	16	12	10	11	11	16	8	13	14	11	8	105			138
	2014	13	12	17	14	11	8	13	13	13	-	-	-	114	8.6%	▲	114
Probates/Wills and Trusts - Level 1	2013	-	1	-	-	1	2	-	-	1	-	-	-	5			5
	2014	-	-	-	-	1	1	-	-	-	-	-	-	2	-60.0%	▼	2
Probates/Wills and Trusts - Level 2	2013	2	4	-	2	6	2	2	4	3	6	1	2	25			34
	2014	2	2	3	2	2	2	4	2	2	-	-	-	21	-16.0%	▼	21
Uncontested Divorce	2013	25	19	18	13	22	24	17	15	17	16	18	14	170			218
	2014	19	15	18	16	13	14	16	10	21	-	-	-	142	-16.5%	▼	142

Type of Court: Circuit

Locale/Circuit: Appomattox 10

Start/End Date: Jan-13 / Sep-14

Type of Case: Filings

AVG. Month: 70

2013 AVG Month: 66

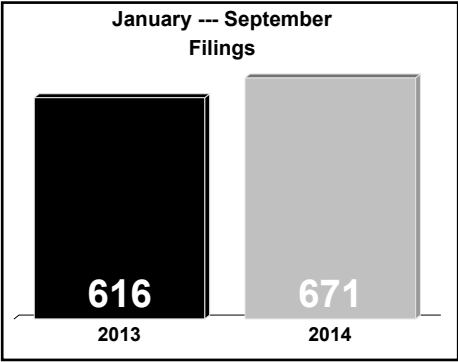
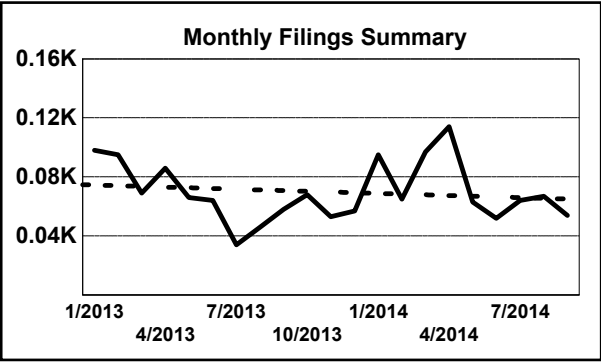
2014 AVG Month: 75

Jan-Sep 2013: 616

Jan-Sep 2014: 671

Filings Trending: Upward ▲

D
a
s
h
b
o
a
r
d



	Jan	Feb	Mar	Apr	May	Jun	Jul	Aug	Sep	Oct	Nov	Dec	Thru Sep	% Change	Trending	Total
2013	98	95	69	86	66	64	34	46	58	68	53	57	616			794
2014	95	65	97	114	63	52	64	67	54	-	-	-	671	8.9%	▲	671

		Jan	Feb	Mar	Apr	May	Jun	Jul	Aug	Sep	Oct	Nov	Dec	Thru Sep	% Change	Trending	Total
Administrative Law	2013	-	-	-	-	-	-	-	-	1	-	-	-	1			1
Contested Divorce	2013	-	-	2	-	1	3	1	-	1	2	-	1	8			11
	2014	1	1	1	1	5	1	2	-	1	-	-	-	13	62.5%	▲	13
Domestic and Family - Level 1	2013	-	-	-	-	6	1	-	5	1	4	5	-	13			22
	2014	-	4	6	3	1	6	4	1	-	-	-	-	25	92.3%	▲	25
Domestic and Family - Level 2	2013	-	1	-	-	1	-	-	-	1	-	-	1	3			4
	2014	-	-	1	-	2	1	-	1	-	-	-	-	5	66.7%	▲	5
General Civil - Level 2	2013	2	5	2	3	5	1	2	1	2	1	2	1	23			27
	2014	2	3	3	1	1	-	1	1	3	-	-	-	15	-34.8%	▼	15
General Civil - Level 3	2013	-	-	-	-	1	-	-	-	-	1	1	2	1			5
	2014	2	-	2	2	1	-	3	3	1	-	-	-	14	1,300.0%	▲	14
Miscellaneous	2013	58	72	44	42	20	26	17	19	39	37	34	42	337			450
	2014	48	38	37	51	23	27	20	35	28	-	-	-	307	-8.9%	▼	307
Misdemeanor	2013	1	1	3	7	4	2	3	1	-	4	-	-	22			26
	2014	-	4	4	8	5	3	-	2	4	-	-	-	30	36.4%	▲	30
Non-Capital Felonies and Related Matters	2013	32	14	11	29	24	27	8	15	11	17	4	4	171			196
	2014	33	10	38	35	18	8	30	17	16	-	-	-	205	19.9%	▲	205
Other	2013	-	-	1	1	-	3	-	-	-	1	-	3	5			9
	2014	1	3	1	4	1	-	-	2	-	-	-	-	12	140.0%	▲	12
Other Criminally Related Matters	2013	-	-	3	-	-	1	-	-	-	-	2	-	4			6
	2014	-	-	-	5	3	3	-	1	-	-	-	-	12	200.0%	▲	12
Probates/Wills and Trusts	2014	-	-	-	-	1	-	-	1	-	-	-	-	2			2
Probates/Wills and Trusts - Level 2	2013	1	-	-	-	-	-	1	-	-	-	-	2	2			4
	2014	2	-	1	-	-	1	1	1	-	-	-	-	6	200.0%	▲	6
Protective Orders	2013	-	-	-	-	1	-	-	-	-	-	-	-	1			1
Uncontested Divorce	2013	4	2	3	4	3	-	2	5	2	1	5	1	25			32
	2014	6	2	3	4	2	2	3	2	1	-	-	-	25	0.0%	↔	25

Type of Court: Circuit

Locale/Circuit: Buckingham 10

Start/End Date: Jan-13 / Sep-14

Type of Case: Filings

AVG. Month: 70

2013 AVG Month: 70

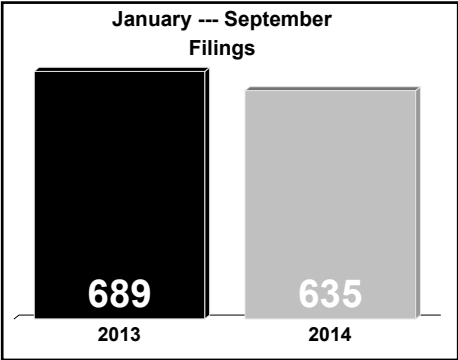
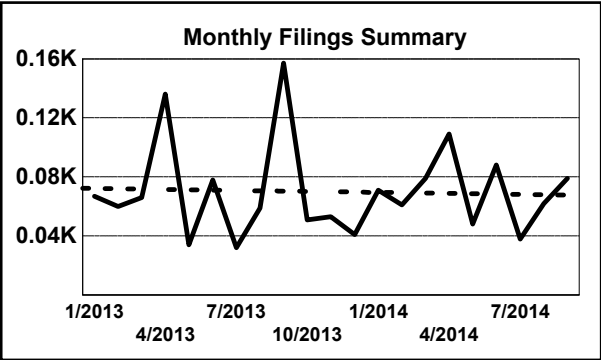
2014 AVG Month: 71

Jan-Sep 2013: 689

Jan-Sep 2014: 635

Filings Trending: Downward ▼

D
a
s
h
b
o
a
r
d

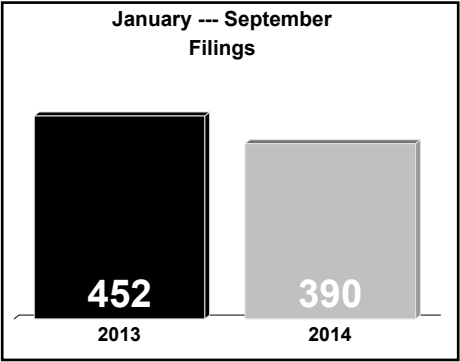
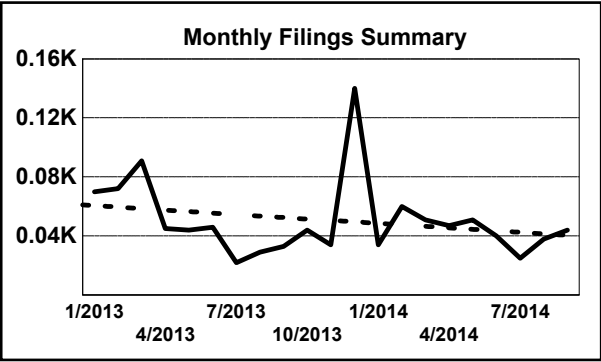


	Jan	Feb	Mar	Apr	May	Jun	Jul	Aug	Sep	Oct	Nov	Dec	Thru Sep	% Change	Trending	Total
2013	67	60	66	136	34	78	32	59	157	51	53	41	689			834
2014	71	61	79	109	48	88	38	62	79	-	-	-	635	-7.8%	▼	635

		Jan	Feb	Mar	Apr	May	Jun	Jul	Aug	Sep	Oct	Nov	Dec	Thru Sep	% Change	Trending	Total
Contested Divorce	2013	3	-	4	1	2	-	-	-	-	4	-	-	10			14
	2014	-	2	3	1	-	1	2	1	1	-	-	-	11	10.0%	▲	11
Domestic and Family - Level 1	2013	-	-	-	-	-	2	-	-	4	1	-	-	6			7
	2014	3	-	-	2	-	4	-	1	11	-	-	-	21	250.0%	▲	21
Domestic and Family - Lev	2013	2	-	-	1	-	-	1	4	2	1	-	1	10			12
	2014	1	-	-	-	-	-	-	2	-	-	-	-	3			3
General Civil - Level 1	2013	1	-	-	-	-	-	-	-	-	-	-	-	1	-66.7%	▼	1
	2014	4	3	1	1	-	1	3	-	-	3	1	-	13	53.8%	▲	17
General Civil - Level 2	2013	4	-	1	2	1	2	4	2	4	-	-	-	20			20
	2014	-	3	4	1	1	1	1	2	3	1	2	-	16			19
General Civil - Level 3	2013	-	3	4	1	1	1	1	2	3	1	2	-	8	-50.0%	▼	8
	2014	36	38	30	33	13	19	14	25	22	21	17	21	230			289
Miscellaneous	2013	27	23	38	30	17	19	20	19	27	-	-	-	220	-4.3%	▼	220
	2014	2	5	3	9	-	16	-	4	11	2	8	1	50			61
Misdemeanor	2013	1	7	6	7	-	2	-	12	-	-	-	-	35	-30.0%	▼	35
	2014	17	9	17	81	13	33	8	15	107	11	21	14	300			346
Non-Capital Felonies and Related Matters	2013	27	22	26	65	24	55	3	18	28	-	-	-	268	-10.7%	▼	268
	2014	1	1	-	1	1	1	1	-	2	2	-	-	8			10
Other	2013	2	1	2	-	1	1	1	3	-	-	-	-	11	37.5%	▲	11
	2014	-	-	-	2	-	-	-	1	2	-	1	-	5	0.0%	↔	6
Other Criminally Related Matters	2013	-	3	-	1	-	-	-	1	-	-	-	-	5			5
	2014	-	-	-	-	-	1	-	-	-	-	-	-	1	0.0%	↔	1
Probates/Wills and Trusts - Level 1	2013	-	-	1	-	-	-	-	-	-	-	1	-	1			2
	2014	-	-	-	-	1	-	2	-	-	-	-	-	3	200.0%	▲	3
Probates/Wills and Trusts - Level 2	2013	-	-	-	-	-	-	-	1	-	-	-	-	1			1
	2014	1	1	6	6	4	5	4	6	3	5	2	4	36			47
Protective Orders	2013	6	2	3	1	2	1	5	4	6	-	-	-	30	-16.7%	▼	30
	2014																

Type of Court: Circuit
Locale/Circuit: Charlotte 10
Start/End Date: Jan-13 / Sep-14
Type of Case: Filings
AVG. Month: 50
2013 AVG Month: 56
2014 AVG Month: 43
Jan-Sep 2013: 452
Jan-Sep 2014: 390
Filings Trending: Downward ▼

D
a
s
h
b
o
a
r
d



	Jan	Feb	Mar	Apr	May	Jun	Jul	Aug	Sep	Oct	Nov	Dec	Thru Sep	% Change	Trending	Total
2013	70	72	91	45	44	46	22	29	33	44	34	140	452			670
2014	34	60	51	47	51	40	25	38	44	-	-	-	390	-13.7%	▼	390

		Jan	Feb	Mar	Apr	May	Jun	Jul	Aug	Sep	Oct	Nov	Dec	Thru Sep	% Change	Trending	Total
Administrative Law	2013	-	-	-	-	-	-	-	-	-	1	-	-	0			1
Contested Divorce	2013	-	1	2	4	1	2	1	1	-	-	-	-	12	0.0%	↔	12
	2014	-	4	2	3	-	5	-	-	1	-	-	-	15	25.0%	▲	15
Domestic and Family - Level 1	2013	1	2	2	-	1	-	-	-	-	3	3	6	17	183.3%	▲	17
	2014	1	4	4	-	-	4	2	2	-	-	-	-	17			17
Domestic and Family - Level 2	2013	1	-	1	-	-	-	-	1	-	1	-	3	4			4
	2014	-	-	1	1	2	1	-	-	-	-	-	-	5	66.7%	▲	5
General Civil - Level 2	2013	2	1	2	1	2	1	-	-	1	3	1	-	10			14
	2014	-	1	2	-	1	-	-	1	-	-	-	-	5	-50.0%	▼	5
General Civil - Level 3	2013	7	2	3	1	-	-	1	-	-	-	1	-	14			15
	2014	1	2	-	4	2	-	-	-	7	-	-	-	16	14.3%	▲	16
Miscellaneous	2013	38	31	48	15	26	13	10	18	18	20	18	25	217			280
	2014	15	27	17	15	29	13	6	21	18	-	-	-	161	-25.8%	▼	161
Misdemeanor	2013	12	7	-	2	1	3	1	-	1	4	1	5	27			37
	2014	3	2	-	2	1	2	2	-	1	-	-	-	13	-51.9%	▼	13
Non-Capital Felonies and Related Matters	2013	4	22	29	17	10	24	4	6	7	12	5	106	123			246
	2014	10	17	24	19	15	12	9	10	9	-	-	-	125	1.6%	▲	125
Other	2013	2	-	-	-	-	-	1	-	-	-	-	-	3			3
	2014	-	-	-	-	-	-	-	-	1	-	-	-	1	-66.7%	▼	1
Other Criminally Related Matters	2013	3	1	1	-	-	-	1	2	3	3	1	-	11			15
	2014	2	-	-	2	-	-	-	-	2	-	-	-	6	-45.5%	▼	6
Probates/Wills and Trusts	2013	-	-	-	1	-	-	-	-	-	-	-	-	1			1
Probates/Wills and Trusts - Level 2	2013	-	1	-	-	-	-	1	1	-	1	1	-	3			5
	2014	1	-	-	-	-	-	1	-	-	-	-	-	2	-33.3%	▼	2
Protective Orders	2013	-	1	-	-	1	-	2	-	-	-	-	1	4			5
	2014	1	1	-	-	-	-	-	1	-	-	-	-	3	-25.0%	▼	3
Uncontested Divorce	2013	-	3	3	4	2	3	-	1	2	-	2	-	18			20
	2014	-	2	1	1	1	3	5	3	5	-	-	-	21	16.7%	▲	21

Type of Court: Circuit

Locale/Circuit: Cumberland 10

Start/End Date: Jan-13 / Sep-14

Type of Case: Filings

AVG. Month: 46

2013 AVG Month: 47

2014 AVG Month: 46

Jan-Sep 2013: 446

Jan-Sep 2014: 414

Filings Trending: Downward ▼

D

a

s

h

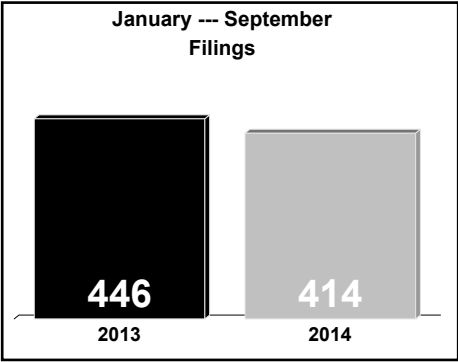
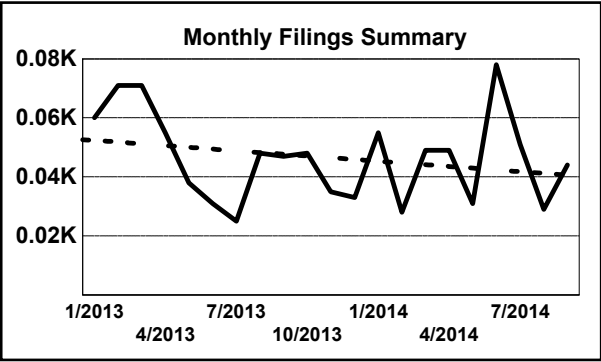
b

o

a

r

d



	Jan	Feb	Mar	Apr	May	Jun	Jul	Aug	Sep	Oct	Nov	Dec	Thru Sep	% Change	Trending	Total
2013	60	71	71	55	38	31	25	48	47	48	35	33	446			562
2014	55	28	49	49	31	78	51	29	44	-	-	-	414	-7.2%	▼	414

		Jan	Feb	Mar	Apr	May	Jun	Jul	Aug	Sep	Oct	Nov	Dec	Thru Sep	% Change	Trending	Total
Contested Divorce	2013	1	1	3	3	1	1	-	2	-	1	-	-	12			13
	2014	2	-	3	-	1	-	-	2	2	-	-	-	10	-16.7%	▼	10
Domestic and Family - Level 1	2013	2	-	3	-	-	-	1	-	-	3	-	4	6			13
	2014	-	-	-	1	1	-	1	-	2	-	-	-	5	-16.7%	▼	5
Domestic and Family - Level 2	2013	-	-	-	2	-	-	1	-	-	1	-	-	3			4
	2014	-	-	-	-	1	-	-	-	1	-	-	-	2	-33.3%	▼	2
General Civil - Level 1	2013	-	-	-	-	-	-	1	-	-	3	-	-	1			4
	2014	-	-	-	-	-	-	-	1	-	-	-	-	1	0.0%	↔	1
General Civil - Level 2	2013	-	4	1	2	2	-	3	4	1	1	-	-	17			18
	2014	2	1	1	1	-	-	2	1	1	-	-	-	9	-47.1%	▼	9
General Civil - Level 3	2013	-	-	-	1	-	1	-	1	-	1	-	-	3			4
	2014	-	-	7	1	3	1	1	-	-	-	-	-	13	333.3%	▲	13
Miscellaneous	2013	36	30	19	23	19	10	13	21	24	16	19	21	195			251
	2014	21	15	22	21	14	19	8	16	15	-	-	-	151	-22.6%	▼	151
Misdemeanor	2013	7	2	2	1	3	3	-	7	2	7	4	5	27			43
	2014	7	1	2	4	1	10	1	1	2	-	-	-	29	7.4%	▲	29
Non-Capital Felonies and Related Matters	2013	13	32	33	22	6	12	4	12	15	12	10	1	149			172
	2014	16	4	10	14	8	46	34	5	18	-	-	-	155	4.0%	▲	155
Other	2013	-	1	3	1	1	3	-	-	1	-	-	-	10			10
	2014	2	-	2	-	-	1	2	2	2	-	-	-	11	10.0%	▲	11
Other Criminally Related Matters	2013	-	-	-	-	-	-	-	-	-	2	2	-	0			4
	2014	-	4	1	-	1	-	-	-	-	-	-	-	6	0.0%	↔	6
Probates/Wills and Trusts - Level 2	2013	1	-	-	-	1	-	-	-	1	-	-	-	3			3
	2014	2	-	-	-	-	-	-	1	-	-	-	-	3	0.0%	↔	3
Protective Orders	2014	-	1	-	2	-	-	-	-	-	-	-	-	3			3
Uncontested Divorce	2013	-	1	7	-	5	1	2	1	3	1	-	2	20			23
	2014	3	2	1	5	1	1	2	-	1	-	-	-	16	-20.0%	▼	16

Type of Court: Circuit

Locale/Circuit: Halifax 10

Start/End Date: Jan-13 / Sep-14

Type of Case: Filings

AVG. Month: 199

2013 AVG Month: 207

2014 AVG Month: 190

Jan-Sep 2013: 2,048

Jan-Sep 2014: 1,709

Filings Trending: Downward ▼

D

a

s

h

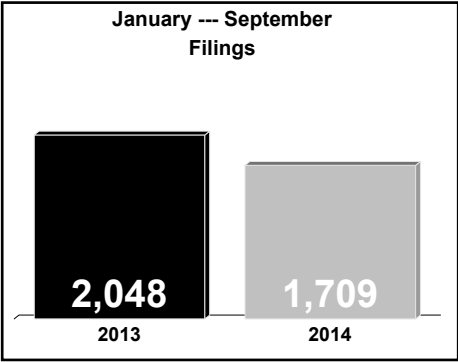
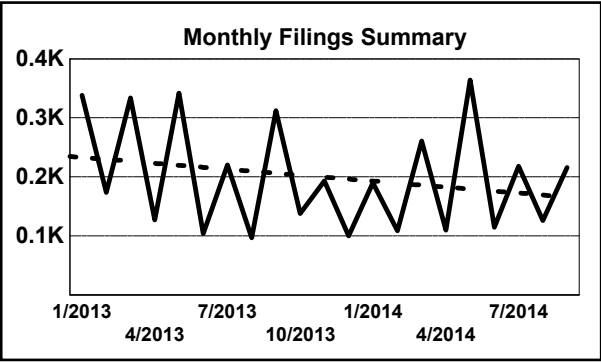
b

o

a

r

d



	Jan	Feb	Mar	Apr	May	Jun	Jul	Aug	Sep	Oct	Nov	Dec	Thru Sep	% Change	Trending	Total
2013	338	174	334	127	342	104	220	97	312	138	193	100	2,048			2,479
2014	190	109	261	110	364	115	218	126	216	-	-	-	1,709	-16.6%	▼	1,709

		Jan	Feb	Mar	Apr	May	Jun	Jul	Aug	Sep	Oct	Nov	Dec	Thru Sep	% Change	Trending	Total
Administrative Law	2013	1	-	-	-	-	-	-	-	-	-	-	-	1			1
	2014	-	-	-	-	-	-	1	-	-	-	-	-	1	0.0%	↔	1
Contested Divorce	2013	3	3	7	3	6	2	7	3	2	1	1	1	36			39
	2014	1	5	4	2	5	3	5	5	6	-	-	-	36	0.0%	↔	36
Domestic and Family - Level 1	2013	1	4	1	5	3	2	1	2	-	1	2	2	19			24
	2014	2	-	1	3	2	2	2	1	5	-	-	-	18	-5.3%	▼	18
Domestic and Family - Level 2	2013	1	1	4	1	1	-	1	4	1	2	1	2	14			19
	2014	1	-	-	1	-	1	2	-	1	-	-	-	6	-57.1%	▼	6
General Civil - Level 1	2013	-	-	-	1	-	1	1	1	-	-	1	-	4			5
	2014	-	-	1	-	-	-	-	-	2	-	-	-	3	-25.0%	▼	3
General Civil - Level 2	2013	5	2	3	5	6	5	2	3	8	5	2	2	39			48
	2014	5	1	4	1	5	7	4	3	6	-	-	-	36	-7.7%	▼	36
General Civil - Level 3	2013	1	3	5	1	3	2	5	1	20	3	4	2	41			50
	2014	1	3	3	3	3	3	10	2	3	-	-	-	31	-24.4%	▼	31
Miscellaneous	2013	113	112	115	75	65	32	61	56	46	55	50	51	675			831
	2014	72	69	71	59	37	28	50	46	40	-	-	-	472	-30.1%	▼	472
Misdemeanor	2013	31	17	45	11	33	15	28	15	80	20	30	16	275			341
	2014	33	6	37	8	49	21	34	18	41	-	-	-	247	-10.2%	▼	247
Non-Capital Felonies and Related Matters	2013	156	9	144	12	200	28	90	4	125	29	80	16	768			893
	2014	56	8	109	9	241	10	80	17	82	-	-	-	612	-20.3%	▼	612
Other	2013	5	4	1	5	12	4	13	2	12	10	5	1	58			74
	2014	10	7	13	12	12	30	17	17	11	-	-	-	129	122.4%	▲	129
Other Criminally Related Matters	2013	11	5	3	3	4	3	2	1	5	-	4	-	37			41
	2014	3	1	2	-	-	1	1	6	4	-	-	-	18	-51.4%	▼	18
Probates/Wills and Trusts	2013	-	-	-	-	-	-	1	-	1	-	-	-	2			2
Probates/Wills and Trusts - Level 2	2013	-	3	1	-	-	2	1	2	3	-	1	-	12			13
	2014	-	-	-	1	2	2	1	2	2	-	-	-	10	-16.7%	▼	10
Protective Orders	2013	-	-	-	-	-	-	-	-	-	-	-	1	0			1
	2014	-	2	-	-	-	-	-	-	-	-	-	-	2	0.0%	↔	2
Uncontested Divorce	2013	10	11	5	5	9	8	7	3	9	12	12	6	67			97
	2014	6	7	16	11	8	7	11	9	13	-	-	-	88	31.3%	▲	88

Type of Court: Circuit

Locale/Circuit: Lunenburg 10

Start/End Date: Jan-13 / Sep-14

Type of Case: Filings

AVG. Month: 85

2013 AVG Month: 101

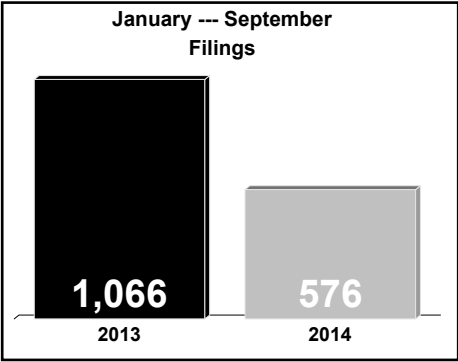
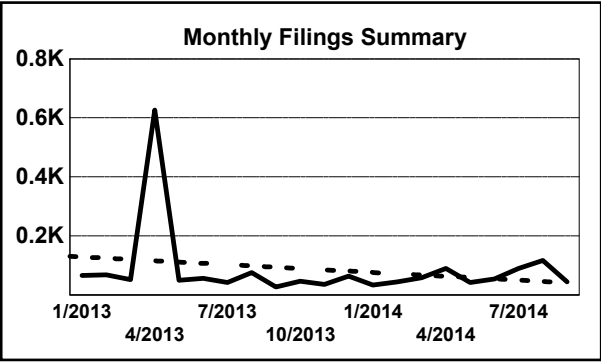
2014 AVG Month: 64

Jan-Sep 2013: 1,066

Jan-Sep 2014: 576

Filings Trending: Downward ▼

D
a
s
h
b
o
a
r
d



	Jan	Feb	Mar	Apr	May	Jun	Jul	Aug	Sep	Oct	Nov	Dec	Thru Sep	% Change	Trending	Total
2013	66	69	52	626	50	57	43	76	27	47	36	64	1,066			1,213
2014	34	45	59	90	42	54	90	117	45	-	-	-	576	-46.0%	▼	576

		Jan	Feb	Mar	Apr	May	Jun	Jul	Aug	Sep	Oct	Nov	Dec	Thru Sep	% Change	Trending	Total
Contested Divorce	2013	-	-	-	-	-	3	1	3	1	-	-	1	8			9
	2014	-	-	2	1	1	1	2	-	1	-	-	-	8	0.0%	↔	8
Domestic and Family - Level 1	2013	-	-	-	-	-	-	-	1	4	1	-	-	5			6
	2014	-	3	1	1	-	-	-	-	-	-	-	-	5	0.0%	↔	5
Domestic and Family - Level 2	2013	-	-	-	1	-	-	-	-	-	-	-	1	1			2
	2014	-	-	3	4	-	-	3	1	1	-	-	-	12	1,100.0%	▲	12
General Civil - Level 1	2013	-	-	1	-	1	1	-	-	-	-	-	-	3			3
	2014	2	-	6	11	-	3	3	1	-	-	4	1	26			31
General Civil - Level 2	2013	2	-	3	2	8	2	2	3	-	1	-	2	22			25
	2014	1	3	1	2	1	1	10	1	2	-	-	-	22	-15.4%	▼	22
General Civil - Level 3	2013	2	-	3	2	8	2	2	3	-	1	-	2	22			25
	2014	-	2	1	-	1	1	6	-	-	-	-	-	11	-50.0%	▼	11
Miscellaneous	2013	41	40	25	33	30	20	28	25	19	17	15	31	261			324
	2014	18	26	27	24	15	10	16	21	13	-	-	-	170	-34.9%	▼	170
Misdemeanor	2013	4	4	-	4	2	5	4	1	-	-	1	1	24			26
	2014	1	2	2	1	5	3	2	7	2	-	-	-	25	4.2%	▲	25
Non-Capital Felonies and Related Matters	2013	14	21	15	574	6	22	4	39	2	26	13	25	697			761
	2014	14	9	16	51	17	34	48	80	14	-	-	-	283	-59.4%	▼	283
Other	2013	-	-	-	-	-	-	-	-	1	-	1	-	1			2
	2014	3	1	1	1	-	-	-	1	-	1	-	1	7			9
Other Criminally Related Matters	2013	-	-	-	-	-	-	-	-	-	-	-	-	-			-
	2014	-	-	1	-	-	-	2	1	12	-	-	-	16	128.6%	▲	16
Probates/Wills and Trusts - Level 2	2013	-	-	-	-	2	-	-	-	-	-	1	1	2			4
	2014	-	-	-	-	-	-	-	1	-	-	-	-	1	-50.0%	▼	1
Uncontested Divorce	2013	-	3	1	-	1	1	1	2	-	1	1	-	9			11
	2014	-	-	5	6	2	4	1	5	-	-	-	-	23	155.6%	▲	23

Type of Court: Circuit

Locale/Circuit: Mecklenburg 10

Start/End Date: Jan-13 / Sep-14

Type of Case: Filings

AVG. Month: 230

2013 AVG Month: 239

2014 AVG Month: 217

Jan-Sep 2013: 2,310

Jan-Sep 2014: 1,953

Filings Trending: Downward ▼

D

a

s

h

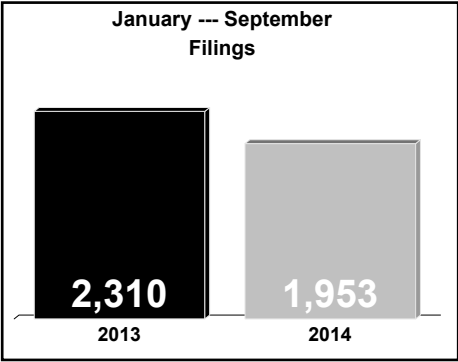
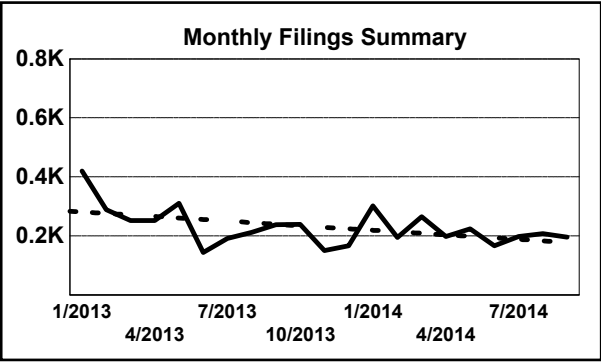
b

o

a

r

d



	Jan	Feb	Mar	Apr	May	Jun	Jul	Aug	Sep	Oct	Nov	Dec	Thru Sep	% Change	Trending	Total
2013	420	289	252	252	311	144	192	212	238	239	151	167	2,310			2,867
2014	302	195	265	198	224	167	198	208	196	-	-	-	1,953	-15.5%	▼	1,953

		Jan	Feb	Mar	Apr	May	Jun	Jul	Aug	Sep	Oct	Nov	Dec	Thru Sep	% Change	Trending	Total
Administrative Law	2013	1	-	-	-	-	-	-	-	-	2	-	-	1			3
	2014	-	-	-	1	-	-	-	-	-	-	-	-	1	0.0%	↔	1
Contested Divorce	2013	3	3	3	9	3	2	6	6	5	3	3	3	40			49
	2014	4	2	3	5	6	5	4	6	3	-	-	-	38	-5.0%	▼	38
Domestic and Family - Level 1	2013	3	3	1	2	2	2	-	1	1	-	1	3	15			19
	2014	3	5	2	6	2	1	1	6	6	-	-	-	32	113.3%	▲	32
Domestic and Family - Level 2	2013	-	-	-	-	-	-	1	-	1	-	-	-	2			2
	2014	-	-	-	-	1	-	-	1	-	-	-	-	2	0.0%	↔	2
General Civil - Level 1	2013	1	-	1	-	1	1	-	2	-	1	-	-	6			7
	2014	-	2	-	-	1	3	-	-	-	-	-	-	6	0.0%	↔	6
General Civil - Level 2	2013	4	1	8	6	6	3	6	4	6	4	5	-	44			53
	2014	4	1	2	4	-	3	6	1	4	-	-	-	25	-43.2%	▼	25
General Civil - Level 3	2013	4	3	1	3	4	4	2	2	34	2	2	1	57			62
	2014	5	4	2	2	-	2	-	1	33	-	-	-	49	-14.0%	▼	49
Miscellaneous	2013	104	90	102	57	50	37	41	41	42	51	44	51	564			710
	2014	53	49	47	48	42	33	33	38	49	-	-	-	392	-30.5%	▼	392
Misdemeanor	2013	33	36	17	25	41	26	27	53	35	28	10	15	293			346
	2014	24	10	34	19	15	16	11	37	21	-	-	-	187	-36.2%	▼	187
Non-Capital Felonies and Related Matters	2013	255	127	101	124	191	53	92	91	98	134	72	81	1,132			1,419
	2014	196	109	154	98	144	84	122	107	72	-	-	-	1,086	-4.1%	▼	1,086
Other	2013	1	10	6	11	2	3	5	1	3	3	7	6	42			58
	2014	3	2	4	3	2	7	6	4	-	-	-	-	31	-26.2%	▼	31
Other Criminally Related Matters	2013	-	8	4	5	5	5	2	6	7	4	3	5	42			54
	2014	7	-	-	2	3	2	7	1	3	-	-	-	25	-40.5%	▼	25
Probates/Wills and Trusts	2014	-	-	-	-	-	-	-	1	1	-	-	-	2			2
Probates/Wills and Trusts - Level 2	2013	-	-	1	-	-	1	-	1	-	1	-	-	3			4
	2014	-	-	3	-	-	-	-	-	-	-	-	-	3	0.0%	↔	3
Protective Orders	2013	-	-	-	-	-	-	2	-	-	-	-	-	2			2
Uncontested Divorce	2013	11	8	7	10	6	7	8	4	6	6	4	2	67			79
	2014	3	11	14	10	8	11	8	5	4	-	-	-	74	10.4%	▲	74

Type of Court: Circuit

Locale/Circuit: Prince Edward 10

Start/End Date: Jan-13 / Sep-14

Type of Case: Filings

AVG. Month: 145

2013 AVG Month: 138

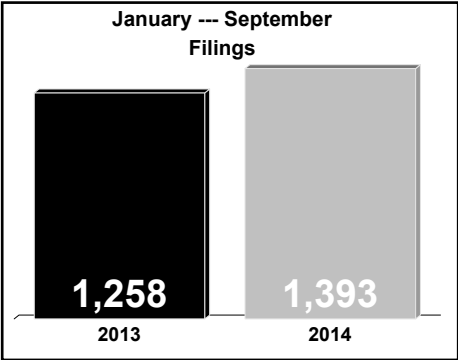
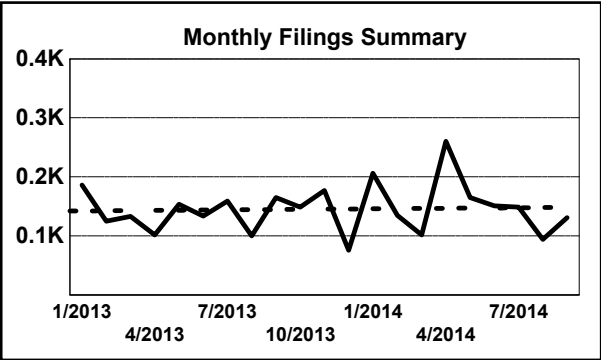
2014 AVG Month: 155

Jan-Sep 2013: 1,258

Jan-Sep 2014: 1,393

Filings Trending: Upward ▲

D
a
s
h
b
o
a
r
d



	Jan	Feb	Mar	Apr	May	Jun	Jul	Aug	Sep	Oct	Nov	Dec	Thru Sep	% Change	Trending	Total
2013	186	125	133	102	154	134	159	100	165	149	177	76	1,258			1,660
2014	206	135	102	260	165	151	149	94	131	-	-	-	1,393	10.7%	▲	1,393

		Jan	Feb	Mar	Apr	May	Jun	Jul	Aug	Sep	Oct	Nov	Dec	Thru Sep	% Change	Trending	Total
Contested Divorce	2013	2	-	2	2	1	-	3	3	3	1	2	-	16			19
	2014	1	3	4	1	-	-	2	-	2	-	-	-	13	-18.8%	▼	13
Domestic and Family - Level 1	2013	-	1	-	2	10	1	-	1	7	3	2	-	22			27
	2014	-	4	-	-	1	3	2	3	1	-	-	-	14	-36.4%	▼	14
Domestic and Family - Level 2	2013	1	-	-	1	1	2	1	2	-	-	1	-	8			9
	2014	1	1	-	-	-	-	-	-	-	-	-	-	2	-75.0%	▼	2
General Civil - Level 1	2013	1	-	-	-	-	2	-	1	-	-	-	1	4			5
	2014	1	-	-	-	-	-	-	-	-	-	-	-	1	-75.0%	▼	1
General Civil - Level 2	2013	4	2	2	1	6	2	3	6	3	2	1	1	29			33
	2014	3	3	1	3	3	5	3	2	3	-	-	-	26	-10.3%	▼	26
General Civil - Level 3	2013	1	3	2	-	1	2	-	1	1	3	-	-	11			14
	2014	1	2	-	1	1	4	1	1	-	-	-	-	11	0.0%	↔	11
Miscellaneous	2013	60	62	45	33	21	24	31	38	32	30	32	32	346			440
	2014	40	36	31	23	29	22	23	24	28	-	-	-	256	-26.0%	▼	256
Misdemeanor	2013	19	17	9	11	24	12	20	10	16	12	26	11	138			187
	2014	10	4	8	103	33	28	13	15	14	-	-	-	228	65.2%	▲	228
Non-Capital Felonies and Related Matters	2013	89	31	66	44	85	84	93	31	83	87	103	26	606			822
	2014	134	75	53	118	90	82	93	43	79	-	-	-	767	26.6%	▲	767
Other	2013	-	3	2	-	-	1	-	-	13	-	1	-	19			20
	2014	-	1	-	2	-	-	2	2	-	-	-	-	7	-63.2%	▼	7
Other Criminally Related Matters	2013	3	-	2	3	-	1	2	-	1	-	4	-	12			16
	2014	3	-	2	3	2	2	1	1	2	-	-	-	16	33.3%	▲	16
Probates/Wills and Trusts	2013	-	-	-	-	-	-	-	-	-	-	1	-	0			1
Probates/Wills and Trusts - Level 2	2013	-	-	1	-	-	-	1	1	-	-	-	-	3	0.0%	↔	3
	2014	2	-	1	-	2	1	3	-	1	-	-	-	10	233.3%	▲	10
Protective Orders	2013	-	-	-	-	1	-	-	-	-	-	-	-	1			1
	2014	-	1	-	-	-	-	-	-	-	-	-	-	1	0.0%	↔	1
Uncontested Divorce	2013	6	6	2	5	4	3	5	6	6	11	4	5	43			63
	2014	10	5	2	6	4	4	6	3	1	-	-	-	41	-4.7%	▼	41

Type of Court: Circuit

Locale/Circuit: Amelia 11

Start/End Date: Jan-13 / Sep-14

Type of Case: Filings

AVG. Month: 73

2013 AVG Month: 79

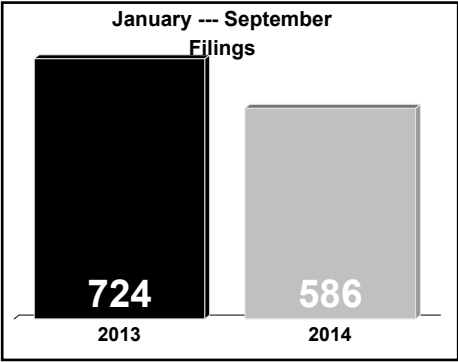
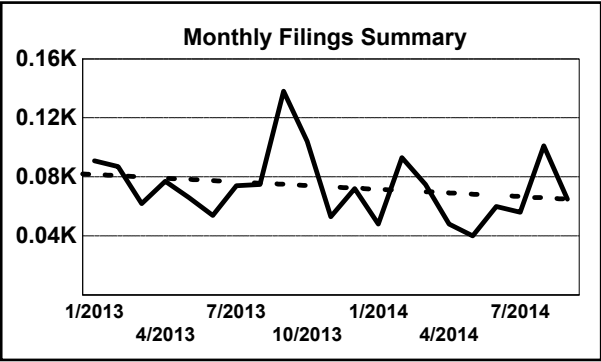
2014 AVG Month: 65

Jan-Sep 2013: 724

Jan-Sep 2014: 586

Filings Trending: Downward ▼

D
a
s
h
b
o
a
r
d



	Jan	Feb	Mar	Apr	May	Jun	Jul	Aug	Sep	Oct	Nov	Dec	Thru Sep	% Change	Trending	Total
2013	91	87	62	77	66	54	74	75	138	104	53	72	724			953
2014	48	93	75	48	40	60	56	101	65	-	-	-	586	-19.1%	▼	586

		Jan	Feb	Mar	Apr	May	Jun	Jul	Aug	Sep	Oct	Nov	Dec	Thru Sep	% Change	Trending	Total
Contested Divorce	2013	1	1	-	2	2	1	1	-	-	1	1	1	8			11
	2014	1	1	4	1	1	-	2	-	2	-	-	-	12	50.0%	▲	12
Domestic and Family - Level 1	2013	-	-	-	-	3	4	2	-	2	2	1	2	11			16
	2014	-	-	-	-	-	2	3	-	5	-	-	-	10	-9.1%	▼	10
Domestic and Family - Lev	2013	-	1	-	-	3	1	-	-	1	-	1	1	6			8
	2014	4	4	1	2	1	1	2	-	2	3	1	-	17			21
General Civil - Level 2	2013	4	4	1	2	1	1	2	-	2	3	1	-	17			21
	2014	-	4	-	3	-	2	1	3	4	-	-	-	17	0.0%	↔	17
General Civil - Level 3	2013	1	-	1	1	-	-	-	-	1	1	-	-	4			5
	2014	1	2	1	4	1	1	12	1	2	-	-	-	25	525.0%	▲	25
Miscellaneous	2013	62	56	44	37	31	24	18	28	27	31	32	38	327			428
	2014	25	35	49	23	24	22	29	33	24	-	-	-	264	-19.3%	▼	264
Misdemeanor	2013	2	4	3	8	2	2	4	10	8	10	8	7	43			68
	2014	6	1	10	3	5	5	-	3	12	-	-	-	45	4.7%	▲	45
Non-Capital Felonies and Related Matters	2013	12	14	9	10	14	10	37	29	91	48	6	19	226			299
	2014	10	41	5	8	5	23	5	53	11	-	-	-	161	-28.8%	▼	161
Other	2013	2	1	1	3	1	3	-	3	3	3	2	1	17			23
	2014	2	-	-	-	2	1	-	2	1	-	-	-	8	-52.9%	▼	8
Other Criminally Related Matters	2013	3	2	1	8	4	6	6	3	2	2	-	2	35			39
	2014	1	4	3	1	2	-	2	2	2	-	-	-	17	-51.4%	▼	17
Probates/Wills and Trusts - Level 2	2013	-	2	-	1	-	-	-	1	1	-	-	-	5			5
	2014	-	-	-	-	-	-	-	2	-	-	-	-	2	-60.0%	▼	2
Uncontested Divorce	2013	4	2	2	5	5	2	4	1	-	3	1	1	25			30
	2014	2	5	3	5	-	4	2	2	2	-	-	-	25	0.0%	↔	25

Type of Court: Circuit

Locale/Circuit: Dinwiddie 11

Start/End Date: Jan-13 / Sep-14

Type of Case: Filings

AVG. Month: 156

2013 AVG Month: 164

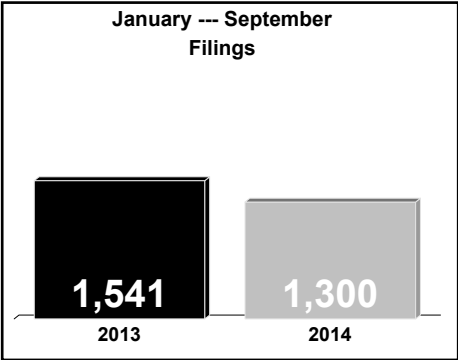
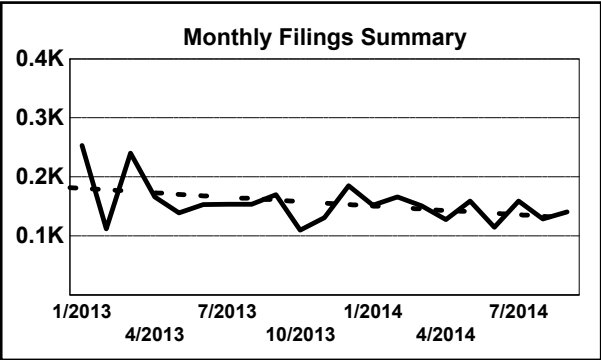
2014 AVG Month: 144

Jan-Sep 2013: 1,541

Jan-Sep 2014: 1,300

Filings Trending: Downward ▼

D
a
s
h
b
o
a
r
d

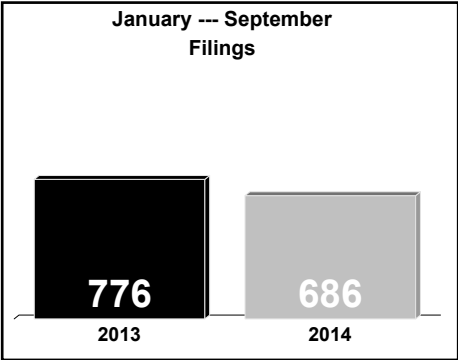
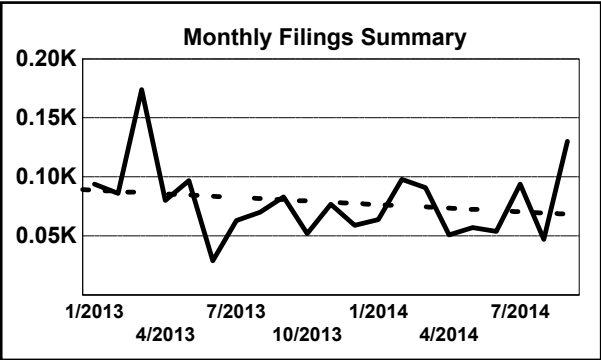


	Jan	Feb	Mar	Apr	May	Jun	Jul	Aug	Sep	Oct	Nov	Dec	Thru Sep	% Change	Trending	Total
2013	253	112	240	166	139	153	154	154	170	110	131	185	1,541			1,967
2014	152	166	151	128	159	115	159	129	141	-	-	-	1,300	-15.6%	▼	1,300

		Jan	Feb	Mar	Apr	May	Jun	Jul	Aug	Sep	Oct	Nov	Dec	Thru Sep	% Change	Trending	Total
Administrative Law	2013	-	-	-	-	-	1	1	-	-	-	-	-	2			2
	2014	-	-	-	-	-	1	-	-	-	-	-	-	1	-50.0%	▼	1
Contested Divorce	2013	4	2	5	5	4	1	-	-	-	4	-	2	21			27
	2014	1	4	4	2	2	2	1	4	1	-	-	-	21	0.0%	↔	21
Domestic and Family - Level 1	2013	7	1	2	4	2	1	4	11	5	7	5	5	37			54
	2014	4	2	4	3	6	1	-	1	3	-	-	-	24	-35.1%	▼	24
Domestic and Family - Level 2	2013	7	4	6	4	7	5	2	4	7	7	7	2	46			62
	2014	6	4	-	2	1	1	2	-	-	-	-	-	16	-65.2%	▼	16
General Civil - Level 1	2013	-	-	-	-	-	-	1	-	-	-	-	-	1			1
General Civil - Level 2	2013	3	-	2	3	6	2	3	1	3	2	3	6	23			34
	2014	6	1	4	10	8	3	-	2	2	-	-	-	36	56.5%	▲	36
General Civil - Level 3	2013	1	5	2	3	-	16	-	3	2	1	9	2	32			44
	2014	3	2	5	4	2	2	1	1	2	-	-	-	22	-31.3%	▼	22
Miscellaneous	2013	119	33	182	74	52	48	42	72	73	44	44	67	695			850
	2014	63	69	63	45	34	30	40	46	54	-	-	-	444	-36.1%	▼	444
Misdemeanor	2013	27	14	20	19	11	19	20	16	24	7	19	24	170			220
	2014	16	19	20	11	20	25	20	10	24	-	-	-	165	-2.9%	▼	165
Non-Capital Felonies and Related Matters	2013	74	40	12	41	45	40	60	18	37	24	35	71	367			497
	2014	43	47	38	29	59	28	66	43	37	-	-	-	390	6.3%	▲	390
Other	2013	-	-	1	-	-	-	-	-	-	-	1	-	1			2
	2014	-	-	-	-	6	4	10	11	5	-	-	-	36	3,500.0%	▲	36
Other Criminally Related Matters	2013	9	8	2	3	7	13	11	19	9	5	6	3	81			95
	2014	7	8	2	11	8	9	3	7	8	-	-	-	63	-22.2%	▼	63
Probates/Wills and Trusts - Level 1	2013	-	-	-	-	-	-	-	-	1	-	-	-	1			1
	2014	-	-	-	-	-	-	1	-	-	-	-	-	1	0.0%	↔	1
Probates/Wills and Trusts - Level 2	2013	-	-	2	1	1	1	1	-	1	-	1	-	7			8
	2014	1	2	2	2	-	2	2	-	-	-	-	-	11	57.1%	▲	11
Uncontested Divorce	2013	2	5	4	9	4	6	9	10	8	9	1	3	57			70
	2014	2	8	9	9	13	7	13	4	5	-	-	-	70	22.8%	▲	70

Type of Court: Circuit
Locale/Circuit: Nottoway 11
Start/End Date: Jan-13 / Sep-14
Type of Case: Filings
AVG. Month: 79
2013 AVG Month: 80
2014 AVG Month: 76
Jan-Sep 2013: 776
Jan-Sep 2014: 686
Filings Trending: Downward ▼

D
a
s
h
b
o
a
r
d



	Jan	Feb	Mar	Apr	May	Jun	Jul	Aug	Sep	Oct	Nov	Dec	Thru Sep	% Change	Trending	Total
2013	94	86	174	80	97	29	63	70	83	52	77	59	776			964
2014	64	98	91	51	57	54	94	47	130	-	-	-	686	-11.6%	▼	686

		Jan	Feb	Mar	Apr	May	Jun	Jul	Aug	Sep	Oct	Nov	Dec	Thru Sep	% Change	Trending	Total
Administrative Law	2013	2	-	-	-	-	-	1	1	-	-	-	-	4			4
Contested Divorce	2013	-	1	1	3	-	1	2	-	1	3	1	1	9			14
	2014	-	1	3	2	1	2	2	-	-	-	-	-	11	22.2%	▲	11
Domestic and Family - Level 1	2013	-	-	1	-	2	-	1	1	-	-	-	-	5			5
	2014	1	2	1	1	-	1	2	1	1	-	-	-	10	100.0%	▲	10
Domestic and Family - Level 2	2013	-	1	1	-	-	-	-	-	-	-	1	-	2			3
	2014	-	-	-	-	1	-	-	-	1	-	-	-	2	0.0%	↔	2
General Civil - Level 1	2013	-	-	-	-	-	-	1	-	-	-	-	-	1			1
	2014	-	-	3	-	-	-	-	-	-	-	-	-	3	200.0%	▲	3
General Civil - Level 2	2013	4	1	3	-	-	2	1	4	2	2	1	3	17			23
	2014	3	3	3	-	2	8	-	1	3	-	-	-	23	35.3%	▲	23
General Civil - Level 3	2013	4	-	2	3	1	1	2	15	4	-	2	5	32			39
	2014	2	-	5	-	2	9	6	3	3	-	-	-	30	-6.3%	▼	30
Miscellaneous	2013	54	56	37	31	27	9	18	23	24	27	23	20	279			349
	2014	22	44	38	25	12	13	23	21	19	-	-	-	217	-22.2%	▼	217
Misdemeanor	2013	5	8	15	7	8	8	7	7	5	5	17	10	70			102
	2014	4	9	18	5	11	8	11	5	8	-	-	-	79	12.9%	▲	79
Non-Capital Felonies and Related Matters	2013	20	11	100	31	54	4	26	15	44	13	28	16	305			362
	2014	24	31	15	11	21	9	43	8	87	-	-	-	249	-18.4%	▼	249
Other	2013	-	-	3	-	1	-	1	-	1	-	-	-	6			6
	2014	2	-	2	2	2	2	4	3	2	-	-	-	19	216.7%	▲	19
Other Criminally Related Matters	2013	4	4	6	-	2	1	-	1	-	1	3	3	18			25
	2014	1	6	2	2	-	2	1	2	2	-	-	-	18	0.0%	↔	18
Probates/Wills and Trusts	2013	-	-	-	1	-	-	-	-	-	-	-	-	1			1
Probates/Wills and Trusts - Level 2	2013	-	1	-	3	-	1	-	1	-	1	-	-	6			7
	2014	-	-	-	1	-	-	-	-	-	-	-	-	1	-83.3%	▼	1
Protective Orders	2013	-	1	-	-	-	-	-	-	-	-	-	-	1			1
Uncontested Divorce	2013	1	2	5	1	2	2	3	2	2	-	1	1	20			22
	2014	5	2	1	2	5	-	2	3	4	-	-	-	24	20.0%	▲	24

Type of Court: Circuit

Locale/Circuit: Powhatan 11

Start/End Date: Jan-13 / Sep-14

Type of Case: Filings

AVG. Month: 122

2013 AVG Month: 123

2014 AVG Month: 120

Jan-Sep 2013: 1,148

Jan-Sep 2014: 1,080

Filings Trending: Downward ▼

D

a

s

h

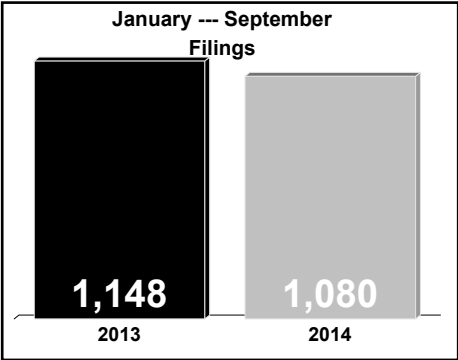
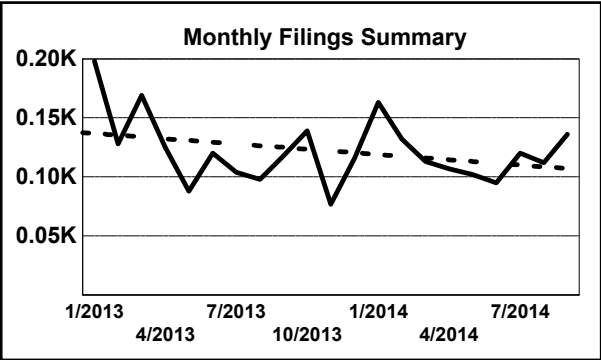
b

o

a

r

d

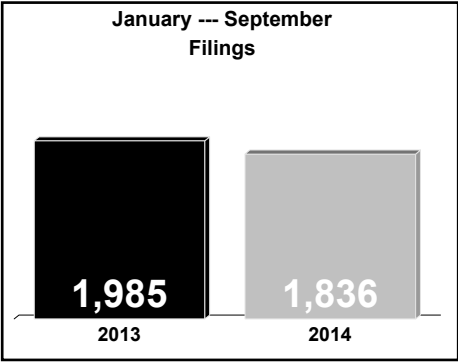
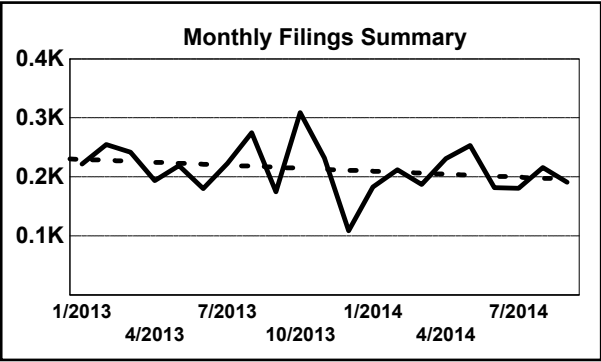


	Jan	Feb	Mar	Apr	May	Jun	Jul	Aug	Sep	Oct	Nov	Dec	Thru Sep	% Change	Trending	Total
2013	198	128	169	125	88	120	104	98	118	139	77	116	1,148			1,480
2014	163	132	113	107	102	95	120	112	136	-	-	-	1,080	-5.9%	▼	1,080

		Jan	Feb	Mar	Apr	May	Jun	Jul	Aug	Sep	Oct	Nov	Dec	Thru Sep	% Change	Trending	Total
Administrative Law	2013	1	1	-	-	-	-	-	-	-	-	-	-	2			2
	2014	1	-	-	-	-	-	-	-	-	-	-	-	1	-50.0%	▼	1
Contested Divorce	2013	4	1	1	3	6	6	4	2	2	5	4	1	29			39
	2014	11	6	4	4	2	3	6	4	2	-	-	-	42	44.8%	▲	42
Domestic and Family - Level 1	2013	-	-	-	-	-	-	1	-	-	-	-	-	1			1
	2014	-	-	-	-	1	-	-	-	-	-	-	-	1	0.0%	↔	1
Domestic and Family - Level 2	2013	-	-	1	-	-	-	-	-	-	1	1	-	1			3
	2014	-	-	-	2	-	-	-	2	1	-	-	-	5	400.0%	▲	5
General Civil - Level 1	2013	-	-	-	-	-	2	1	-	-	-	1	-	3			4
	2014	-	-	1	-	-	-	-	-	1	-	-	-	2	-33.3%	▼	2
General Civil - Level 2	2013	3	3	5	6	4	5	8	4	8	8	5	4	46			63
	2014	-	1	4	5	5	1	7	4	4	-	-	-	31	-32.6%	▼	31
General Civil - Level 3	2013	1	1	4	1	2	1	3	-	3	1	2	1	16			20
	2014	2	2	3	1	6	1	1	-	5	-	-	-	21	31.3%	▲	21
Miscellaneous	2013	146	99	126	59	64	52	48	63	72	77	50	70	729			926
	2014	118	93	79	66	50	49	71	64	53	-	-	-	643	-11.8%	▼	643
Misdemeanor	2013	5	-	7	2	2	5	4	6	11	5	2	5	42			54
	2014	5	2	3	5	7	5	6	2	12	-	-	-	47	11.9%	▲	47
Non-Capital Felonies and Related Matters	2013	24	9	19	36	3	37	22	12	17	31	3	27	179			240
	2014	14	17	7	15	17	27	16	21	35	-	-	-	169	-5.6%	▼	169
Other	2013	4	-	1	3	-	4	-	1	-	2	1	1	13			17
	2014	1	1	3	1	3	2	8	3	4	-	-	-	26	100.0%	▲	26
Other Criminally Related Matters	2013	3	2	1	1	3	3	5	3	1	2	2	-	22			26
	2014	4	2	1	-	3	-	1	3	10	-	-	-	24	9.1%	▲	24
Probates/Wills and Trusts	2013	-	2	-	-	-	-	-	-	-	-	-	-	2			2
Probates/Wills and Trusts - Level 2	2013	2	-	-	-	-	-	2	1	-	1	1	-	5			7
	2014	-	1	-	2	-	-	-	1	-	-	-	-	4	-20.0%	▼	4
Uncontested Divorce	2013	5	10	4	14	4	5	6	6	4	6	5	7	58			76
	2014	7	7	8	6	8	7	4	8	9	-	-	-	64	10.3%	▲	64

Type of Court: Circuit
Locale/Circuit: Petersburg 11
Start/End Date: Jan-13 / Sep-14
Type of Case: Filings
AVG. Month: 213
2013 AVG Month: 220
2014 AVG Month: 204
Jan-Sep 2013: 1,985
Jan-Sep 2014: 1,836
Filings Trending: Downward ▼

D
a
s
h
b
o
a
r
d



	Jan	Feb	Mar	Apr	May	Jun	Jul	Aug	Sep	Oct	Nov	Dec	Thru Sep	% Change	Trending	Total
2013	222	255	242	194	219	180	223	275	175	309	232	109	1,985			2,635
2014	183	212	187	231	253	182	181	216	191	-	-	-	1,836	-7.5%	▼	1,836

		Jan	Feb	Mar	Apr	May	Jun	Jul	Aug	Sep	Oct	Nov	Dec	Thru Sep	% Change	Trending	Total
Administrative Law	2013	-	1	2	1	-	1	-	-	2	-	1	-	7			8
	2014	-	1	-	-	-	1	-	1	2	-	-	-	5	-28.6%	▼	5
Capital Murder	2014	-	-	-	2	-	-	-	-	-	-	-	-	2			2
Contested Divorce	2013	2	4	5	4	3	2	3	1	2	3	2	1	26			32
	2014	-	2	2	3	6	3	1	1	5	-	-	-	23	-11.5%	▼	23
Domestic and Family - Level 1	2013	5	3	6	1	11	1	4	13	5	9	4	3	49			65
	2014	3	3	4	3	2	-	-	-	-	-	-	-	15	-69.4%	▼	15
Domestic and Family - Level 2	2013	1	-	1	1	-	1	4	3	2	1	2	-	13			16
	2014	4	2	-	3	2	-	-	-	-	-	-	-	11	-15.4%	▼	11
General Civil - Level 1	2013	2	1	1	-	-	-	-	1	1	1	1	-	6			8
	2014	1	-	-	-	2	-	1	1	-	-	-	-	5	-16.7%	▼	5
General Civil - Level 2	2013	9	8	12	8	7	9	11	16	9	13	10	5	89			117
	2014	9	8	9	12	8	9	8	7	10	-	-	-	80	-10.1%	▼	80
General Civil - Level 3	2013	6	21	7	9	6	7	9	8	9	7	16	12	82			117
	2014	6	12	8	8	8	3	2	7	3	-	-	-	57	-30.5%	▼	57
Miscellaneous	2013	44	51	40	42	52	49	25	35	25	40	34	26	363			463
	2014	39	49	41	36	34	38	49	47	48	-	-	-	381	5.0%	▲	381
Misdemeanor	2013	19	24	20	27	25	31	23	37	33	17	21	17	239			294
	2014	27	22	13	18	48	37	14	28	30	-	-	-	237	-0.8%	▼	237
Non-Capital Felonies and Related Matters	2013	117	88	109	74	92	57	116	124	75	173	96	32	852			1,153
	2014	72	95	99	114	117	71	79	100	52	-	-	-	799	-6.2%	▼	799
Other	2013	-	-	-	-	1	1	4	-	1	2	1	1	7			11
	2014	-	-	-	1	1	7	5	2	7	-	-	-	23	228.6%	▲	23
Other Criminally Related Matters	2013	11	47	27	17	16	16	15	30	8	34	32	10	187			263
	2014	14	9	2	19	17	7	11	15	27	-	-	-	121	-35.3%	▼	121
Probates/Wills and Trusts - Level 2	2013	1	1	1	2	-	1	1	1	-	1	1	-	8			10
	2014	2	2	2	1	1	1	3	-	2	-	-	-	14	75.0%	▲	14
Uncontested Divorce	2013	5	6	11	8	6	4	8	6	3	8	11	2	57			78
	2014	6	7	7	11	7	5	8	7	5	-	-	-	63	10.5%	▲	63

Type of Court: Circuit

Locale/Circuit: Chesterfield 12

Start/End Date: Jan-13 / Sep-14

Type of Case: Filings

AVG. Month: 1,308

2013 AVG Month: 1,329

2014 AVG Month: 1,281

Jan-Sep 2013: 12,253

Jan-Sep 2014: 11,526

Filings Trending: Downward ▼

D

a

s

h

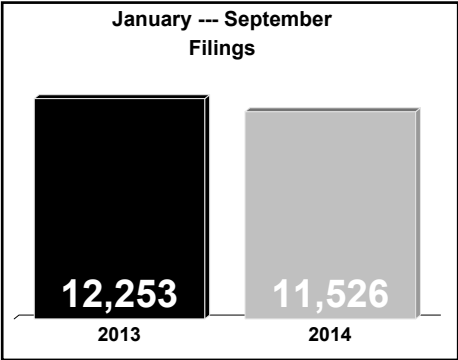
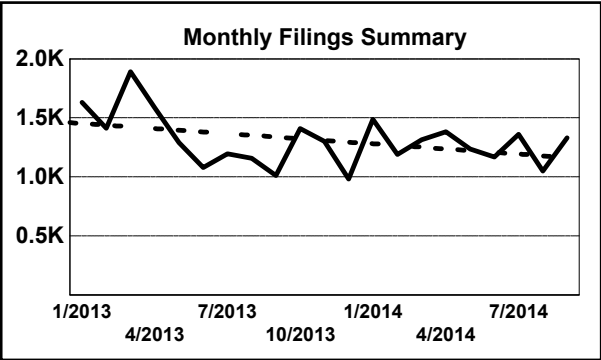
b

o

a

r

d



	Jan	Feb	Mar	Apr	May	Jun	Jul	Aug	Sep	Oct	Nov	Dec	Thru Sep	% Change	Trending	Total
2013	1,630	1,413	1,890	1,586	1,290	1,079	1,196	1,158	1,011	1,409	1,302	981	12,253			15,945
2014	1,489	1,191	1,315	1,382	1,236	1,170	1,362	1,050	1,331	-	-	-	11,526	-5.9%	▼	11,526

		Jan	Feb	Mar	Apr	May	Jun	Jul	Aug	Sep	Oct	Nov	Dec	Thru Sep	% Change	Trending	Total
Administrative Law	2013	1	2	1	-	2	2	1	4	-	1	1	-	13			15
	2014	1	-	3	1	1	-	2	4	2	-	-	-	14	7.7%	▲	14
Capital Murder	2014	-	-	-	1	-	-	-	-	-	-	-	-	1			1
Contested Divorce	2013	24	24	28	36	41	34	41	24	39	30	27	29	291			377
	2014	23	41	30	50	32	39	30	36	20	-	-	-	301	3.4%	▲	301
Domestic and Family - Level 1	2013	16	17	40	40	28	23	22	41	22	19	49	39	249			356
	2014	29	25	28	38	17	23	22	24	13	-	-	-	219	-12.0%	▼	219
Domestic and Family - Level 2	2013	5	8	7	8	13	5	7	4	5	4	3	3	62			72
	2014	8	9	10	11	5	6	7	7	7	-	-	-	70	12.9%	▲	70
General Civil - Level 1	2013	3	1	1	3	4	3	1	-	2	-	5	2	18			25
	2014	-	-	-	-	-	1	1	2	2	-	-	-	6	-66.7%	▼	6
General Civil - Level 2	2013	50	38	50	49	50	54	61	77	53	57	70	73	482			682
	2014	62	46	51	60	71	55	58	44	53	-	-	-	500	3.7%	▲	500
General Civil - Level 3	2013	19	15	13	29	33	28	17	23	24	14	21	21	201			257
	2014	32	19	16	16	11	25	28	13	6	-	-	-	166	-17.4%	▼	166
Miscellaneous	2013	985	726	1,063	845	451	329	430	374	261	566	493	352	5,464			6,875
	2014	583	461	462	561	469	381	389	335	477	-	-	-	4,118	-24.6%	▼	4,118
Misdemeanor	2013	132	167	188	122	146	157	145	155	95	244	172	94	1,307			1,817
	2014	223	127	173	152	106	126	203	150	205	-	-	-	1,465	12.1%	▲	1,465
Non-Capital Felonies and Related Matters	2013	279	270	347	309	389	294	321	305	376	317	353	237	2,890			3,797
	2014	354	296	350	330	355	341	420	275	363	-	-	-	3,084	6.7%	▲	3,084
Other	2013	26	28	30	35	25	31	29	27	22	29	20	35	253			337
	2014	46	31	35	29	47	65	57	56	68	-	-	-	434	71.5%	▲	434
Other Criminally Related Matters	2013	15	34	33	28	30	30	34	42	24	44	22	26	270			362
	2014	40	37	46	35	36	34	61	35	42	-	-	-	366	35.6%	▲	366
Probates/Wills and Trusts - Level 1	2013	1	-	1	2	-	-	2	1	3	1	1	1	10			13
	2014	2	1	2	2	-	-	3	-	-	-	-	-	10	0.0%	↔	10
Probates/Wills and Trusts - Level 2	2013	4	10	7	8	7	10	4	3	8	7	6	2	61			76
	2014	9	8	12	5	11	2	6	5	3	-	-	-	61	0.0%	↔	61
Protective Orders	2013	-	-	-	-	-	-	-	-	-	3	-	1	0			4
	2014	-	-	-	-	-	2	2	2	4	-	-	-	10	0.0%	↔	10
Uncontested Divorce	2013	70	73	81	72	71	79	81	78	77	73	59	66	682			880
	2014	77	90	97	91	75	70	73	62	66	-	-	-	701	2.8%	▲	701

Type of Court: Circuit

Locale/Circuit: Colonial Heights 12

Start/End Date: Jan-13 / Sep-14

Type of Case: Filings

AVG. Month: 167

2013 AVG Month: 175

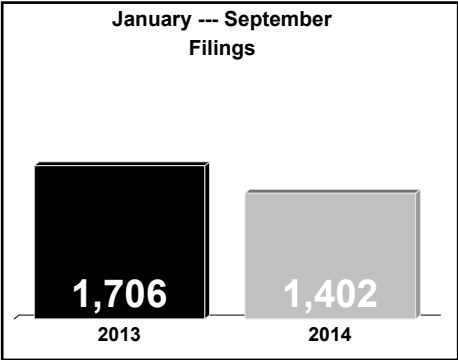
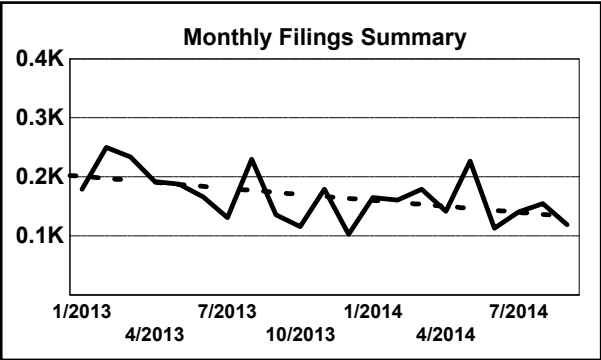
2014 AVG Month: 156

Jan-Sep 2013: 1,706

Jan-Sep 2014: 1,402

Filings Trending: Downward ▼

D
a
s
h
b
o
a
r
d



	Jan	Feb	Mar	Apr	May	Jun	Jul	Aug	Sep	Oct	Nov	Dec	Thru Sep	% Change	Trending	Total
2013	179	250	234	192	188	166	131	230	136	116	179	103	1,706			2,104
2014	165	161	179	142	227	113	141	155	119	-	-	-	1,402	-17.8%	▼	1,402

		Jan	Feb	Mar	Apr	May	Jun	Jul	Aug	Sep	Oct	Nov	Dec	Thru Sep	% Change	Trending	Total
Administrative Law	2013	-	1	-	-	-	-	1	-	-	-	-	-	2			2
	2014	-	-	-	1	1	-	-	-	-	-	-	-	2	0.0%	↔	2
Contested Divorce	2013	2	1	5	3	2	2	2	2	2	-	2	1	21			24
	2014	1	1	3	3	3	2	2	3	3	-	-	-	21	0.0%	↔	21
Domestic and Family - Level 1	2013	2	1	2	1	4	-	1	-	3	2	1	2	14			19
	2014	1	2	1	2	2	1	-	1	1	-	-	-	11	-21.4%	▼	11
Domestic and Family - Level 2	2013	-	1	1	-	-	-	-	1	-	1	1	1	3			6
	2014	2	1	-	1	1	1	-	-	-	-	-	-	6	100.0%	▲	6
General Civil - Level 1	2014	-	1	-	-	-	-	-	-	-	-	-	-	1			1
	2013	2	2	5	4	6	3	2	5	4	3	5	1	33			42
General Civil - Level 2	2014	1	4	2	-	5	1	6	1	3	-	-	-	23	-30.3%	▼	23
	2013	2	2	4	-	5	1	6	-	1	-	-	1	21			22
General Civil - Level 3	2014	1	-	3	1	-	1	1	-	2	-	-	-	9	-57.1%	▼	9
	2013	82	45	54	58	22	29	28	40	20	28	23	36	378			465
Miscellaneous	2014	39	32	36	27	28	22	35	29	17	-	-	-	265	-29.9%	▼	265
	2013	22	54	67	44	58	53	34	48	26	34	34	28	406			502
Misdemeanor	2014	27	28	37	29	40	24	17	20	21	-	-	-	243	-40.1%	▼	243
	2013	41	112	54	58	50	58	37	108	51	28	91	20	569			708
Non-Capital Felonies and Related Matters	2014	70	66	64	43	119	42	61	81	45	-	-	-	591	3.9%	▲	591
	2013	8	13	14	9	13	9	9	7	17	8	7	6	99			120
Other	2014	9	13	9	12	11	9	6	4	15	-	-	-	88	-11.1%	▼	88
	2013	6	10	21	9	15	6	8	13	9	9	13	5	97			124
Other Criminally Related Matters	2014	5	2	12	13	11	5	5	10	7	-	-	-	70	-27.8%	▼	70
	2013	1	-	-	-	1	-	-	-	-	1	-	-	2			3
Probates/Wills and Trusts - Level 1	2014	1	-	-	-	-	-	-	1	-	-	-	-	2	0.0%	↔	2
	2013	1	1	2	-	1	1	-	1	-	1	-	-	7			8
Probates/Wills and Trusts - Level 2	2014	-	-	1	2	-	-	-	-	-	-	-	-	3	-57.1%	▼	3
	2013	2	-	-	1	1	-	-	1	-	-	-	-	5			5
Protective Orders	2014	-	-	1	-	-	-	-	1	-	-	-	-	2	-60.0%	▼	2
	2013	8	7	5	5	10	4	3	4	3	1	2	2	49			54
Uncontested Divorce	2014	8	11	10	8	6	5	8	4	5	-	-	-	65	32.7%	▲	65

Type of Court: Circuit

Locale/Circuit: Richmond 13

Start/End Date: Jan-13 / Sep-14

Type of Case: Filings

AVG. Month: 1,253

2013 AVG Month: 1,259

2014 AVG Month: 1,245

Jan-Sep 2013: 11,516

Jan-Sep 2014: 11,201

Filings Trending: Downward ▼

D

a

s

h

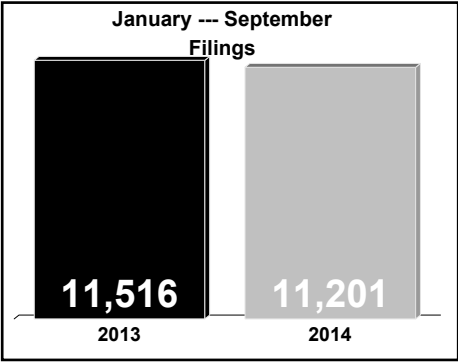
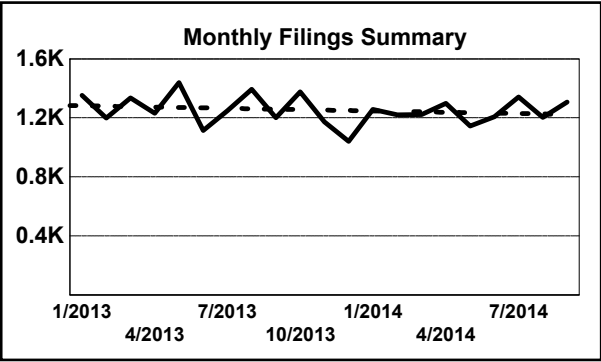
b

o

a

r

d



	Jan	Feb	Mar	Apr	May	Jun	Jul	Aug	Sep	Oct	Nov	Dec	Thru Sep	% Change	Trending	Total
2013	1,353	1,199	1,336	1,231	1,439	1,115	1,249	1,393	1,201	1,376	1,172	1,041	11,516			15,105
2014	1,257	1,220	1,223	1,298	1,144	1,207	1,342	1,203	1,307	-	-	-	11,201	-2.7%	▼	11,201

		Jan	Feb	Mar	Apr	May	Jun	Jul	Aug	Sep	Oct	Nov	Dec	Thru Sep	% Change	Trending	Total
Administrative Law	2013	3	2	1	1	3	2	1	1	4	6	3	1	18			28
	2014	4	2	4	2	1	5	3	3	1	-	-	-	25	38.9%	▲	25
Capital Murder	2013	-	-	-	-	-	-	1	1	-	-	-	-	2			2
	2014	1	-	-	-	-	3	-	1	-	-	-	-	5	150.0%	▲	5
Contested Divorce	2013	5	18	15	18	19	20	12	19	13	11	17	13	139			180
	2014	13	23	26	25	15	13	15	17	14	-	-	-	161	15.8%	▲	161
Domestic and Family - Level 1	2013	13	40	17	19	9	27	10	15	12	13	11	7	162			193
	2014	13	11	10	5	32	17	13	16	25	-	-	-	142	-12.3%	▼	142
Domestic and Family - Level 2	2013	7	8	8	4	5	3	7	7	7	5	3	9	56			73
	2014	6	8	8	10	12	13	6	12	12	-	-	-	87	55.4%	▲	87
General Civil - Level 1	2013	9	7	7	8	16	13	6	7	6	4	3	6	79			92
	2014	8	10	3	3	5	7	14	4	11	-	-	-	65	-17.7%	▼	65
General Civil - Level 2	2013	120	124	105	105	115	126	91	93	127	108	107	90	1,006			1,311
	2014	121	103	92	89	100	109	102	105	107	-	-	-	928	-7.8%	▼	928
General Civil - Level 3	2013	39	24	38	29	34	24	32	36	47	49	40	43	303			435
	2014	39	39	33	48	32	26	29	37	33	-	-	-	316	4.3%	▲	316
Miscellaneous	2013	273	278	258	242	220	196	271	338	260	239	180	235	2,336			2,990
	2014	262	273	282	262	199	246	260	250	260	-	-	-	2,294	-1.8%	▼	2,294
Misdemeanor	2013	116	77	130	85	148	83	91	79	78	107	101	106	887			1,201
	2014	101	113	94	120	124	121	104	110	116	-	-	-	1,003	13.1%	▲	1,003
Non-Capital Felonies and Related Matters	2013	534	399	479	460	574	396	468	552	394	560	499	318	4,256			5,633
	2014	433	394	462	462	372	421	501	351	451	-	-	-	3,847	-9.6%	▼	3,847
Other	2013	166	153	178	200	175	156	186	158	177	185	154	139	1,549			2,027
	2014	161	134	145	175	153	163	209	200	212	-	-	-	1,552	0.2%	▲	1,552
Other Criminally Related Matters	2013	18	21	49	9	83	32	31	48	37	47	26	45	328			446
	2014	53	48	10	56	40	25	38	55	28	-	-	-	353	7.6%	▲	353
Probates/Wills and Trusts - Level 1	2013	-	-	-	-	1	-	-	-	-	-	-	-	1			1
	2014	-	-	1	-	2	-	1	-	1	-	-	-	5	400.0%	▲	5
Probates/Wills and Trusts - Level 2	2013	14	7	6	9	5	8	13	4	12	6	7	6	78			97
	2014	13	14	3	8	9	12	9	5	7	-	-	-	80	2.6%	▲	80
Uncontested Divorce	2013	36	41	45	42	32	29	29	35	27	36	21	23	316			396
	2014	29	48	50	33	48	26	38	37	29	-	-	-	338	7.0%	▲	338

Type of Court: Circuit

Locale/Circuit: Henrico 14

Start/End Date: Jan-13 / Sep-14

Type of Case: Filings

AVG. Month: 1,038

2013 AVG Month: 1,070

2014 AVG Month: 996

Jan-Sep 2013: 9,739

Jan-Sep 2014: 8,963

Filings Trending: Downward ▼

D

a

s

h

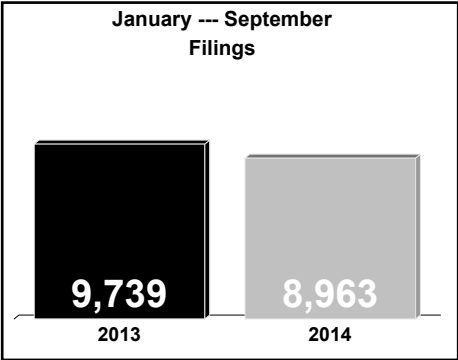
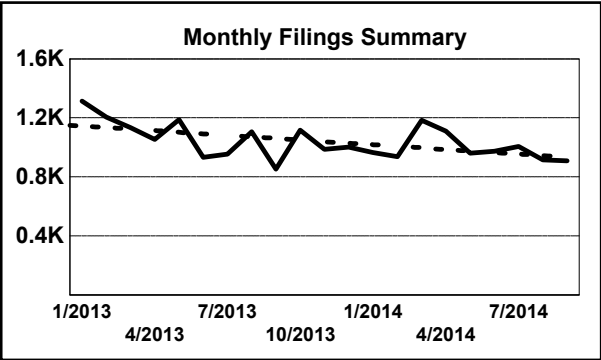
b

o

a

r

d



	Jan	Feb	Mar	Apr	May	Jun	Jul	Aug	Sep	Oct	Nov	Dec	Thru Sep	% Change	Trending	Total
2013	1,314	1,205	1,133	1,054	1,189	932	955	1,105	852	1,117	986	1,003	9,739			12,845
2014	966	937	1,184	1,110	961	974	1,006	915	910	-	-	-	8,963	-8.0%	▼	8,963

		Jan	Feb	Mar	Apr	May	Jun	Jul	Aug	Sep	Oct	Nov	Dec	Thru Sep	% Change	Trending	Total
Administrative Law	2013	-	-	-	-	2	2	-	-	-	2	2	1	4			9
	2014	-	3	1	4	2	4	-	-	-	-	-	-	14	250.0%	▲	14
Contested Divorce	2013	20	24	43	25	31	34	39	35	21	32	25	20	272			349
	2014	22	24	38	30	26	26	27	29	24	-	-	-	246	-9.6%	▼	246
Domestic and Family - Level 1	2013	12	19	25	20	19	18	1	26	20	26	19	16	160			221
	2014	22	19	22	8	20	12	4	26	3	-	-	-	136	-15.0%	▼	136
Domestic and Family - Level 2	2013	6	2	5	3	8	6	9	12	12	13	9	12	63			97
	2014	11	9	14	12	9	8	12	7	10	-	-	-	92	46.0%	▲	92
General Civil - Level 1	2013	1	-	3	3	3	3	6	2	4	4	3	2	25			34
	2014	-	-	4	4	4	-	3	1	2	-	-	-	18	-28.0%	▼	18
General Civil - Level 2	2013	78	53	67	58	69	58	42	53	52	84	152	109	530			875
	2014	37	51	63	98	89	71	53	49	52	-	-	-	563	6.2%	▲	563
General Civil - Level 3	2013	24	16	20	18	26	23	26	27	27	23	16	16	207			262
	2014	17	20	15	29	17	15	15	18	18	-	-	-	164	-20.8%	▼	164
Miscellaneous	2013	623	519	503	396	334	228	285	296	250	321	295	350	3,434			4,400
	2014	362	354	359	345	252	283	295	287	269	-	-	-	2,806	-18.3%	▼	2,806
Misdemeanor	2013	116	133	105	101	137	109	146	110	109	109	94	121	1,066			1,390
	2014	72	116	96	130	116	134	120	99	126	-	-	-	1,009	-5.3%	▼	1,009
Non-Capital Felonies and Related Matters	2013	302	302	213	293	390	321	250	401	248	371	246	241	2,720			3,578
	2014	297	194	393	290	287	282	291	224	230	-	-	-	2,488	-8.5%	▼	2,488
Other	2013	32	35	23	18	30	23	24	21	22	32	23	23	228			306
	2014	33	53	35	41	34	51	55	72	51	-	-	-	425	86.4%	▲	425
Other Criminally Related Matters	2013	39	34	37	41	43	27	45	40	25	37	29	38	331			435
	2014	26	24	47	35	42	27	51	37	48	-	-	-	337	1.8%	▲	337
Probates/Wills and Trusts - Level 1	2013	1	-	2	1	-	-	-	-	1	-	-	-	5			5
	2014	-	-	1	1	-	-	-	2	1	-	-	-	5	0.0%	↔	5
Probates/Wills and Trusts - Level 2	2013	8	7	9	4	16	6	9	7	4	3	6	7	70			86
	2014	5	7	8	3	6	13	7	8	9	-	-	-	66	-5.7%	▼	66
Protective Orders	2013	1	3	2	3	4	5	8	2	-	-	-	-	28			28
Uncontested Divorce	2013	51	58	76	70	77	69	65	73	57	60	67	47	596			770
	2014	62	63	88	80	57	48	73	56	67	-	-	-	594	-0.3%	▼	594

Type of Court: Circuit

Locale/Circuit: Caroline 15

Start/End Date: Jan-13 / Sep-14

Type of Case: Filings

AVG. Month: 185

2013 AVG Month: 199

2014 AVG Month: 165

Jan-Sep 2013: 1,981

Jan-Sep 2014: 1,487

Filings Trending: Downward ▼

D

a

s

h

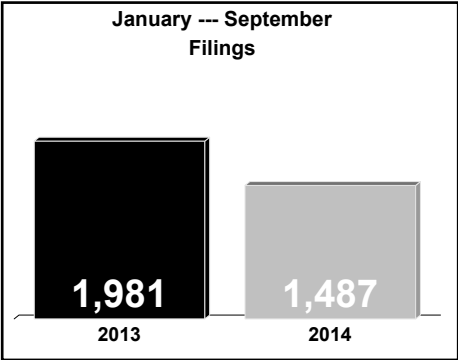
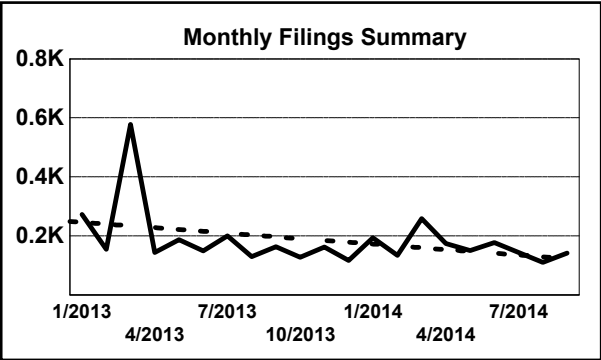
b

o

a

r

d

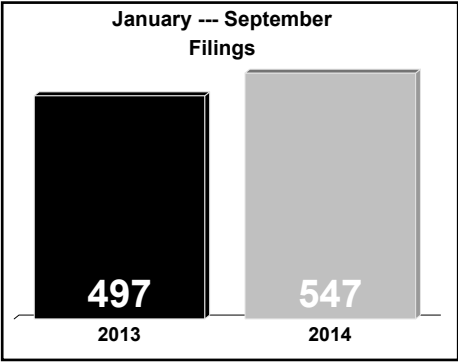
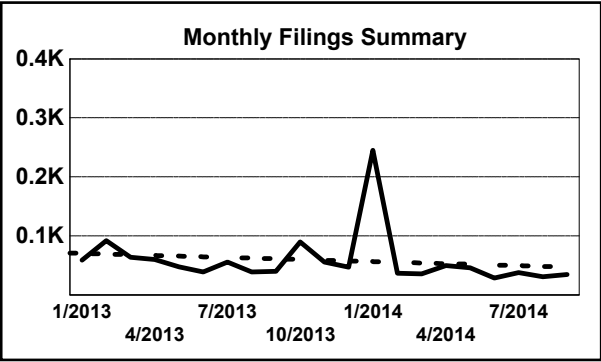


	Jan	Feb	Mar	Apr	May	Jun	Jul	Aug	Sep	Oct	Nov	Dec	Thru Sep	% Change	Trending	Total
2013	273	155	578	144	187	150	200	130	164	128	163	117	1,981			2,389
2014	194	134	259	174	151	178	144	111	142	-	-	-	1,487	-24.9%	▼	1,487

		Jan	Feb	Mar	Apr	May	Jun	Jul	Aug	Sep	Oct	Nov	Dec	Thru Sep	% Change	Trending	Total
Administrative Law	2013	-	-	-	-	-	-	1	-	1	-	-	-	2			2
	2014	-	-	-	-	-	-	-	-	1	-	-	-	1	-50.0%	▼	1
Contested Divorce	2013	1	2	1	-	3	2	9	1	-	1	2	2	19			24
	2014	-	1	4	2	-	3	1	-	-	-	-	-	11	-42.1%	▼	11
Domestic and Family - Level 1	2013	1	4	4	4	1	2	3	2	2	1	3	2	23			29
	2014	2	4	2	7	4	4	7	3	1	-	-	-	34	47.8%	▲	34
Domestic and Family - Level 2	2013	2	-	-	-	1	1	2	-	1	-	-	-	7			7
	2014	-	1	1	-	2	-	1	-	-	-	-	-	5	-28.6%	▼	5
General Civil - Level 1	2013	-	-	-	-	1	-	-	-	-	-	-	-	1			1
	2014	-	-	1	-	-	1	-	-	-	-	-	-	2	100.0%	▲	2
General Civil - Level 2	2013	6	7	2	5	9	5	10	10	9	6	10	5	63			84
	2014	5	5	10	5	6	3	8	10	4	-	-	-	56	-11.1%	▼	56
General Civil - Level 3	2013	4	7	4	3	-	4	2	1	2	1	-	3	27			31
	2014	1	-	6	2	-	3	2	3	3	-	-	-	20	-25.9%	▼	20
Miscellaneous	2013	125	81	88	56	57	48	40	44	54	41	50	54	593			738
	2014	53	55	72	56	37	45	33	41	35	-	-	-	427	-28.0%	▼	427
Misdemeanor	2013	17	8	23	11	34	11	13	10	11	13	24	9	138			184
	2014	24	4	32	19	16	18	17	13	10	-	-	-	153	10.9%	▲	153
Non-Capital Felonies and Related Matters	2013	96	34	440	49	68	61	90	27	48	40	59	25	913			1,037
	2014	91	40	108	62	58	74	49	14	57	-	-	-	553	-39.4%	▼	553
Other	2013	10	4	3	8	7	10	14	26	27	12	9	8	109			138
	2014	9	16	11	8	20	19	14	14	19	-	-	-	130	19.3%	▲	130
Other Criminally Related Matters	2013	6	4	4	1	4	2	10	4	7	9	4	3	42			58
	2014	4	1	4	8	4	4	4	5	7	-	-	-	41	-2.4%	▼	41
Probates/Wills and Trusts - Level 2	2013	-	2	2	4	-	1	2	1	1	1	-	-	13			14
	2014	-	-	1	1	-	1	1	5	2	-	-	-	11	-15.4%	▼	11
Uncontested Divorce	2013	5	2	7	3	2	3	4	4	1	3	2	6	31			42
	2014	5	7	7	4	4	3	7	3	3	-	-	-	43	38.7%	▲	43

Type of Court: Circuit
Locale/Circuit: Essex 15
Start/End Date: Jan-13 / Sep-14
Type of Case: Filings
AVG. Month: 59
2013 AVG Month: 58
2014 AVG Month: 61
Jan-Sep 2013: 497
Jan-Sep 2014: 547
Filings Trending: Upward ▲

D
a
s
h
b
o
a
r
d



	Jan	Feb	Mar	Apr	May	Jun	Jul	Aug	Sep	Oct	Nov	Dec	Thru Sep	% Change	Trending	Total
2013	59	92	64	60	48	39	56	39	40	90	56	47	497			690
2014	245	37	36	50	46	29	38	31	35	-	-	-	547	10.1%	▲	547

		Jan	Feb	Mar	Apr	May	Jun	Jul	Aug	Sep	Oct	Nov	Dec	Thru Sep	% Change	Trending	Total
Contested Divorce	2013	-	-	4	2	4	1	1	2	1	-	1	-	15			16
	2014	-	1	-	1	3	3	1	-	1	-	-	-	10	-33.3%	▼	10
Domestic and Family - Level 1	2013	-	-	1	-	1	-	1	-	2	-	-	-	5			5
	2014	-	-	-	1	5	-	-	2	-	-	-	-	8	60.0%	▲	8
Domestic and Family - Level 2	2013	-	-	1	-	1	-	-	-	1	-	-	-	3			3
	2014	-	-	-	-	1	-	-	-	-	-	-	-	1	-66.7%	▼	1
General Civil - Level 1	2014	-	-	1	-	-	-	-	-	1	-	-	-	2			2
General Civil - Level 2	2013	1	2	3	4	2	3	2	-	-	3	-	2	17			22
	2014	1	2	3	2	2	1	-	1	-	-	-	-	12	-29.4%	▼	12
General Civil - Level 3	2013	3	1	1	7	-	-	-	-	-	-	1	-	12			13
	2014	1	4	-	-	-	-	-	1	-	-	-	-	6	-50.0%	▼	6
Miscellaneous	2013	40	26	36	10	21	21	17	24	22	19	20	20	217			276
	2014	24	19	16	19	21	11	14	9	18	-	-	-	151	-30.4%	▼	151
Misdemeanor	2013	5	10	3	10	5	2	7	6	3	8	-	4	51			63
	2014	1	3	3	-	-	2	4	2	1	-	-	-	16	-68.6%	▼	16
Non-Capital Felonies and Related Matters	2013	6	43	10	18	6	7	22	3	8	58	30	16	123			227
	2014	218	2	-	24	4	7	12	10	5	-	-	-	282	129.3%	▲	282
Other	2013	-	1	-	-	-	1	1	-	-	-	-	-	3			3
	2014	-	-	-	-	-	-	-	1	2	-	-	-	3	0.0%	↔	3
Other Criminally Related Matters	2013	2	6	2	6	3	1	2	4	1	2	3	2	27			34
	2014	-	3	5	1	9	2	3	2	4	-	-	-	29	7.4%	▲	29
Probates/Wills and Trusts - Level 1	2013	-	2	-	-	-	-	-	-	-	-	-	1	2			3
	2014	-	-	1	-	-	-	-	-	-	-	-	-	1	-50.0%	▼	1
Probates/Wills and Trusts - Level 2	2013	-	-	-	-	-	1	-	-	-	-	-	-	1			1
	2014	-	-	-	-	1	-	-	1	-	-	-	-	2	100.0%	▲	2
Uncontested Divorce	2013	2	1	3	3	5	2	3	-	2	-	1	2	21			24
	2014	-	3	7	2	-	3	4	2	3	-	-	-	24	14.3%	▲	24

Type of Court: Circuit

Locale/Circuit: Hanover 15

Start/End Date: Jan-13 / Sep-14

Type of Case: Filings

AVG. Month: 522

2013 AVG Month: 549

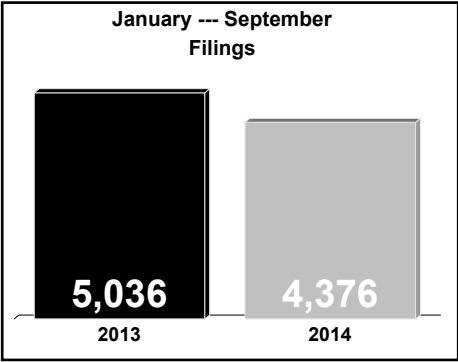
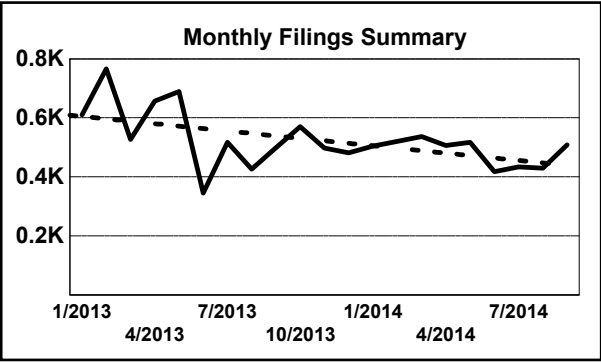
2014 AVG Month: 486

Jan-Sep 2013: 5,036

Jan-Sep 2014: 4,376

Filings Trending: Downward ▼

D
a
s
h
b
o
a
r
d



	Jan	Feb	Mar	Apr	May	Jun	Jul	Aug	Sep	Oct	Nov	Dec	Thru Sep	% Change	Trending	Total
2013	610	766	527	657	689	345	517	426	499	570	498	482	5,036			6,586
2014	504	521	537	506	517	418	434	430	509	-	-	-	4,376	-13.1%	▼	4,376

		Jan	Feb	Mar	Apr	May	Jun	Jul	Aug	Sep	Oct	Nov	Dec	Thru Sep	% Change	Trending	Total
Administrative Law	2013	-	-	-	-	-	-	1	1	-	1	-	-	2			3
	2014	-	-	1	-	1	-	-	2	6	-	-	-	10	400.0%	▲	10
Capital Murder	2014	-	-	-	-	-	-	-	-	1	-	-	-	1			1
Contested Divorce	2013	30	32	36	28	24	17	21	22	19	17	15	10	229			271
	2014	9	22	23	18	18	17	21	16	25	-	-	-	169	-26.2%	▼	169
Domestic and Family - Level 1	2013	8	8	10	6	13	7	10	9	11	10	6	12	82			110
	2014	8	8	16	12	8	4	4	6	6	-	-	-	72	-12.2%	▼	72
Domestic and Family - Level 2	2013	1	4	1	3	3	8	4	1	3	6	8	9	28			51
	2014	2	1	3	2	5	4	2	3	5	-	-	-	27	-3.6%	▼	27
General Civil - Level 1	2013	-	-	1	-	1	-	-	-	-	-	-	1	2			3
	2014	-	1	-	-	-	-	-	-	-	-	-	-	1	-50.0%	▼	1
General Civil - Level 2	2013	9	9	11	11	14	15	12	13	12	13	38	22	106			179
	2014	7	11	16	24	26	15	15	17	16	-	-	-	147	38.7%	▲	147
General Civil - Level 3	2013	6	13	11	9	7	1	6	7	12	14	8	10	72			104
	2014	9	7	11	5	5	7	3	4	4	-	-	-	55	-23.6%	▼	55
Miscellaneous	2013	323	377	218	278	355	90	212	122	195	192	178	205	2,170			2,745
	2014	226	176	177	172	122	132	121	131	157	-	-	-	1,414	-34.8%	▼	1,414
Misdemeanor	2013	89	55	67	102	75	42	70	77	54	98	88	67	631			884
	2014	58	69	73	64	71	57	56	72	76	-	-	-	596	-5.5%	▼	596
Non-Capital Felonies and Related Matters	2013	73	167	79	99	115	97	100	101	114	144	96	93	945			1,278
	2014	119	135	118	116	181	122	130	100	130	-	-	-	1,151	21.8%	▲	1,151
Other	2013	14	14	16	18	10	8	16	16	8	12	10	12	120			154
	2014	15	12	17	9	15	15	23	18	17	-	-	-	141	17.5%	▲	141
Other Criminally Related Matters	2013	15	9	17	35	17	13	18	7	12	15	16	11	143			185
	2014	9	15	22	18	13	8	14	16	14	-	-	-	129	-9.8%	▼	129
Probates/Wills and Trusts - Level 1	2013	-	-	-	-	-	-	-	1	1	-	-	-	2			2
	2014	1	-	-	1	-	-	1	-	1	-	-	-	4	100.0%	▲	4
Probates/Wills and Trusts - Level 2	2013	1	4	1	-	2	2	1	3	4	6	-	-	18			24
	2014	2	3	-	6	-	1	3	5	1	-	-	-	21	16.7%	▲	21
Uncontested Divorce	2013	41	74	59	68	53	45	46	46	54	42	35	30	486			593
	2014	39	61	60	59	52	36	41	40	50	-	-	-	438	-9.9%	▼	438

Type of Court: Circuit

Locale/Circuit: King George 15

Start/End Date: Jan-13 / Sep-14

Type of Case: Filings

AVG. Month: 113

2013 AVG Month: 125

2014 AVG Month: 97

Jan-Sep 2013: 1,190

Jan-Sep 2014: 873

Filings Trending: Downward ▼

D

a

s

h

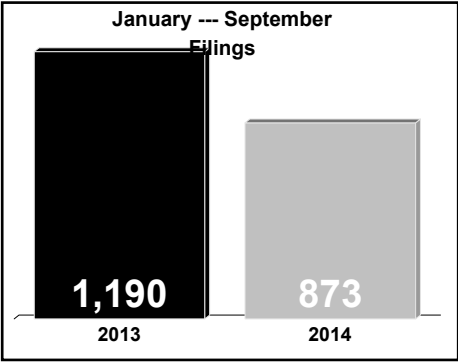
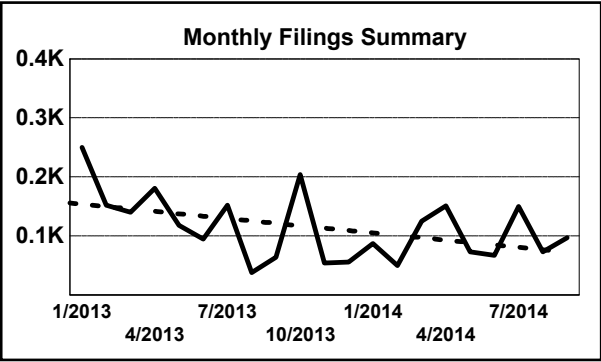
b

o

a

r

d



	Jan	Feb	Mar	Apr	May	Jun	Jul	Aug	Sep	Oct	Nov	Dec	Thru Sep	% Change	Trending	Total
2013	250	152	140	181	118	95	152	38	64	204	54	56	1,190			1,504
2014	87	50	125	151	73	67	150	73	97	-	-	-	873	-26.6%	▼	873

		Jan	Feb	Mar	Apr	May	Jun	Jul	Aug	Sep	Oct	Nov	Dec	Thru Sep	% Change	Trending	Total
Administrative Law	2014	-	-	-	-	1	1	-	-	-	-	-	-	2			2
Contested Divorce	2013	1	4	4	3	2	3	3	-	-	1	-	1	20			22
	2014	-	3	-	2	2	1	2	2	1	-	-	-	13	-35.0%	▼	13
Domestic and Family - Level 1	2013	-	11	2	4	3	4	1	3	-	-	2	5	28			35
	2014	1	2	1	2	-	-	-	1	-	-	-	-	7	-75.0%	▼	7
Domestic and Family - Level 2	2013	1	-	3	-	-	1	1	-	1	2	-	-	7			9
	2014	-	1	-	1	2	-	-	2	1	-	-	-	7	0.0%	↔	7
General Civil - Level 1	2014	-	-	-	-	-	-	1	1	-	-	-	-	2			2
General Civil - Level 2	2013	2	-	4	4	10	8	11	2	4	7	2	4	45			58
	2014	3	1	4	5	3	6	5	6	5	-	-	-	38	-15.6%	▼	38
General Civil - Level 3	2013	-	1	1	1	6	1	4	2	-	-	1	-	16			17
	2014	-	2	1	-	1	-	1	3	4	-	-	-	12	-25.0%	▼	12
Miscellaneous	2013	107	93	82	60	58	27	9	4	5	7	6	3	445			461
	2014	4	4	1	4	3	4	11	8	9	-	-	-	48	-89.2%	▼	48
Misdemeanor	2013	49	11	7	33	8	15	56	9	7	46	9	9	195			259
	2014	17	5	29	24	5	5	20	8	29	-	-	-	142	-27.2%	▼	142
Non-Capital Felonies and Related Matters	2013	83	27	33	73	23	25	60	12	44	134	30	28	380			572
	2014	57	27	78	110	52	45	108	34	40	-	-	-	551	45.0%	▲	551
Other	2013	-	-	-	1	-	-	1	-	1	-	-	1	3			4
	2014	-	-	-	-	-	-	-	2	3	-	-	-	5	66.7%	▲	5
Other Criminally Related Matters	2013	1	3	-	-	1	1	2	3	1	1	-	1	12			14
	2014	-	1	2	-	1	1	1	-	-	-	-	-	6	-50.0%	▼	6
Probates/Wills and Trusts	2013	-	-	-	-	-	1	-	-	-	-	-	1	1			2
Probates/Wills and Trusts - Level 2	2013	-	-	-	-	-	2	-	-	-	1	1	-	2			4
	2014	-	1	-	-	-	-	-	-	-	-	-	-	1	-50.0%	▼	1
Protective Orders	2014	-	-	-	-	-	-	1	-	-	-	-	-	1			1
Uncontested Divorce	2013	6	2	4	2	7	7	4	3	1	5	3	3	36			47
	2014	5	3	9	3	3	4	-	6	5	-	-	-	38	5.6%	▲	38

Type of Court: Circuit

Locale/Circuit: Lancaster 15

Start/End Date: Jan-13 / Sep-14

Type of Case: Filings

AVG. Month: 57

2013 AVG Month: 60

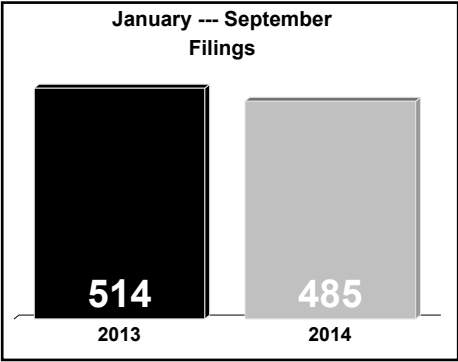
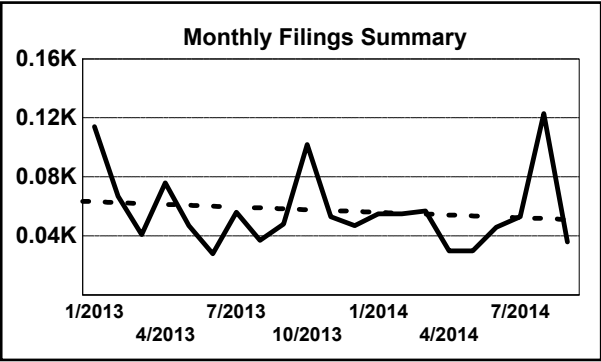
2014 AVG Month: 54

Jan-Sep 2013: 514

Jan-Sep 2014: 485

Filings Trending: Downward ▼

D
a
s
h
b
o
a
r
d



	Jan	Feb	Mar	Apr	May	Jun	Jul	Aug	Sep	Oct	Nov	Dec	Thru Sep	% Change	Trending	Total
2013	114	67	41	76	47	28	56	37	48	102	53	47	514			716
2014	55	55	57	30	30	46	53	123	36	-	-	-	485	-5.6%	▼	485

		Jan	Feb	Mar	Apr	May	Jun	Jul	Aug	Sep	Oct	Nov	Dec	Thru Sep	% Change	Trending	Total
Administrative Law	2013	-	-	-	-	-	-	-	-	1	-	-	-	1			1
Contested Divorce	2013	1	-	-	-	-	-	-	-	-	1	2	-	1			4
	2014	-	1	-	-	2	1	2	2	-	-	-	-	8	700.0%	▲	8
Domestic and Family - Level 1	2013	-	1	-	1	1	-	-	-	-	1	-	-	3			4
	2014	-	-	-	1	-	-	-	-	-	-	-	-	1	-66.7%	▼	1
Domestic and Family - Level 2	2013	-	-	-	-	-	-	1	1	2	-	1	-	4			5
	2014	-	-	2	-	-	-	-	-	1	-	-	-	3	-25.0%	▼	3
General Civil - Level 1	2013	1	-	-	-	-	-	1	-	-	-	2	-	2			4
	2014	-	-	-	-	-	-	1	-	1	-	-	-	2	0.0%	↔	2
General Civil - Level 2	2013	1	1	2	4	3	3	-	1	1	-	1	2	16			19
	2014	-	2	3	-	1	1	2	3	3	-	-	-	15	-6.3%	▼	15
General Civil - Level 3	2013	1	2	1	1	1	1	2	-	3	-	5	5	12			22
	2014	-	1	2	1	2	-	-	1	1	-	-	-	8	-33.3%	▼	8
Miscellaneous	2013	37	30	19	22	18	15	17	17	16	28	29	25	191			273
	2014	23	22	21	16	17	14	12	13	15	-	-	-	153	-19.9%	▼	153
Misdemeanor	2013	6	6	-	6	5	3	6	6	9	18	3	4	47			72
	2014	5	-	1	4	-	3	5	11	4	-	-	-	33	-29.8%	▼	33
Non-Capital Felonies and Related Matters	2013	59	19	13	34	14	3	20	3	11	49	2	5	176			232
	2014	20	19	18	1	5	19	20	88	5	-	-	-	195	10.8%	▲	195
Other	2013	3	4	2	4	3	2	2	2	3	3	6	3	25			37
	2014	3	5	8	4	3	5	6	3	2	-	-	-	39	56.0%	▲	39
Other Criminally Related Matters	2013	3	3	2	1	1	1	5	5	1	1	2	2	22			27
	2014	1	2	2	2	-	-	2	1	4	-	-	-	14	-36.4%	▼	14
Probates/Wills and Trusts	2013	-	-	1	-	-	-	-	-	-	-	-	-	1			1
Probates/Wills and Trusts - Level 2	2013	-	-	-	-	-	-	-	1	-	-	-	-	1			1
	2014	-	1	-	-	-	-	2	-	-	-	-	-	3	200.0%	▲	3
Uncontested Divorce	2013	2	1	1	3	1	-	2	1	1	1	-	1	12			14
	2014	3	2	-	1	-	3	1	1	-	-	-	-	11	-8.3%	▼	11

Type of Court: Circuit

Locale/Circuit: Northumberland 15

Start/End Date: Jan-13 / Sep-14

Type of Case: Filings

AVG. Month: 58

2013 AVG Month: 61

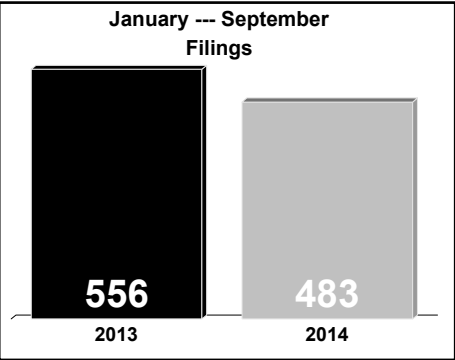
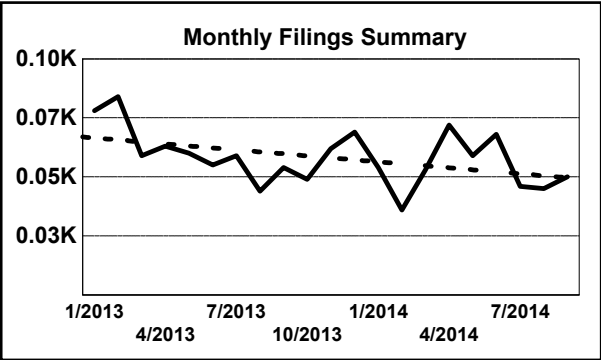
2014 AVG Month: 54

Jan-Sep 2013: 556

Jan-Sep 2014: 483

Filings Trending: Downward ▼

D
a
s
h
b
o
a
r
d



	Jan	Feb	Mar	Apr	May	Jun	Jul	Aug	Sep	Oct	Nov	Dec	Thru Sep	% Change	Trending	Total
2013	78	84	59	63	60	55	59	44	54	49	62	69	556			736
2014	54	36	53	72	59	68	46	45	50	-	-	-	483	-13.1%	▼	483

		Jan	Feb	Mar	Apr	May	Jun	Jul	Aug	Sep	Oct	Nov	Dec	Thru Sep	% Change	Trending	Total
Administrative Law	2013	-	-	-	-	-	-	-	1	-	-	-	-	1			1
Contested Divorce	2013	-	1	-	-	1	-	-	-	-	1	2	-	2			5
	2014	-	-	-	2	1	1	-	1	-	-	-	-	5	150.0%	▲	5
Domestic and Family - Level 1	2013	-	-	1	-	-	1	2	1	1	-	-	-	6			6
	2014	1	-	-	-	1	1	-	-	3	-	-	-	6	0.0%	↔	6
Domestic and Family - Level 2	2013	-	-	-	-	-	1	-	-	-	-	-	1	1			2
	2014	1	-	1	1	1	-	-	-	-	-	-	-	4	300.0%	▲	4
General Civil - Level 2	2013	1	3	1	3	2	-	2	1	-	2	2	4	13			21
	2014	4	-	2	1	2	1	-	2	3	-	-	-	15	15.4%	▲	15
General Civil - Level 3	2013	-	-	-	1	-	2	-	1	-	1	1	-	4			6
	2014	1	1	2	-	-	1	1	-	2	-	-	-	8	100.0%	▲	8
Miscellaneous	2013	43	56	37	11	20	23	26	21	21	11	35	37	258			341
	2014	23	26	31	34	20	27	21	17	16	-	-	-	215	-16.7%	▼	215
Misdemeanor	2013	6	3	3	4	8	4	10	2	2	1	7	3	42			53
	2014	6	-	3	7	2	7	2	14	5	-	-	-	46	9.5%	▲	46
Non-Capital Felonies and Related Matters	2013	21	17	13	40	20	21	17	14	24	23	6	18	187			234
	2014	13	1	11	20	27	22	14	5	13	-	-	-	126	-32.6%	▼	126
Other	2013	5	2	1	1	2	2	1	-	1	4	6	1	15			26
	2014	1	2	2	1	1	2	1	1	2	-	-	-	13	-13.3%	▼	13
Other Criminally Related Matters	2013	-	2	2	1	3	1	1	1	2	-	-	-	13			13
	2014	2	-	-	2	2	4	2	3	4	-	-	-	19	46.2%	▲	19
Probates/Wills and Trusts - Level 2	2013	-	-	-	-	-	-	-	1	-	-	1	-	1			2
	2014	-	-	-	-	-	-	-	1	-	-	-	-	1	0.0%	↔	1
Uncontested Divorce	2013	2	-	1	2	4	-	-	1	3	6	2	5	13			26
	2014	2	6	1	4	2	2	5	1	2	-	-	-	25	92.3%	▲	25

Type of Court: Circuit

Locale/Circuit: Richmond County 15

Start/End Date: Jan-13 / Sep-14

Type of Case: Filings

AVG. Month: 50

2013 AVG Month: 53

2014 AVG Month: 46

Jan-Sep 2013: 439

Jan-Sep 2014: 415

Filings Trending: Downward ▼

D

a

s

h

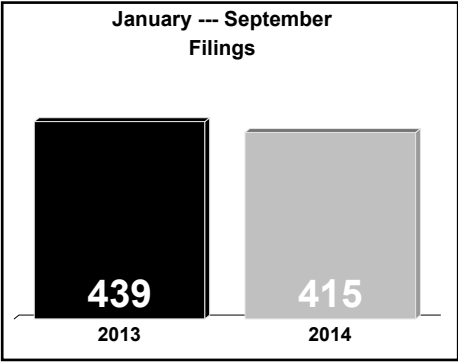
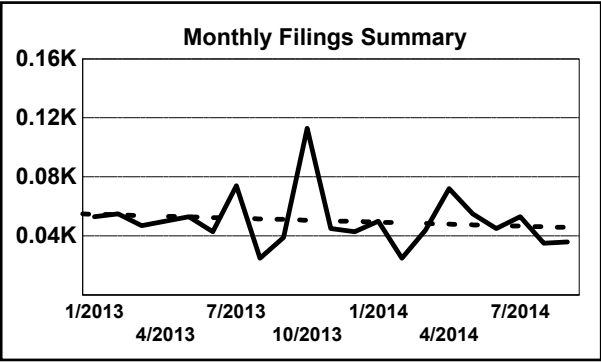
b

o

a

r

d



	Jan	Feb	Mar	Apr	May	Jun	Jul	Aug	Sep	Oct	Nov	Dec	Thru Sep	% Change	Trending	Total
2013	53	55	47	50	53	43	74	25	39	113	45	43	439			640
2014	50	25	44	72	55	45	53	35	36	-	-	-	415	-5.5%	▼	415

		Jan	Feb	Mar	Apr	May	Jun	Jul	Aug	Sep	Oct	Nov	Dec	Thru Sep	% Change	Trending	Total
Administrative Law	2014	-	-	-	-	1	-	-	-	-	-	-	-	1			1
Contested Divorce	2013	-	-	2	1	3	-	2	-	-	2	-	1	8			11
	2014	-	1	-	-	-	-	-	2	2	-	-	-	5	-37.5%	▼	5
Domestic and Family - Level 1	2013	-	-	-	2	4	-	-	-	-	5	-	-	6			11
	2014	-	-	-	1	2	-	-	-	-	-	-	-	3	-50.0%	▼	3
Domestic and Family - Level 2	2013	-	-	-	-	-	-	-	3	-	1	1	-	3			5
	2014	-	-	-	-	1	-	-	-	-	-	-	-	1	-66.7%	▼	1
General Civil - Level 1	2013	-	-	1	-	-	-	-	-	-	-	-	1	1			2
	2014	-	1	-	-	-	-	-	-	-	-	-	-	1	0.0%	↔	1
General Civil - Level 2	2013	1	3	1	-	3	-	4	-	4	-	1	1	16			18
	2014	2	1	2	2	-	1	1	1	1	-	-	-	11	-31.3%	▼	11
General Civil - Level 3	2013	3	1	-	1	2	2	1	2	-	3	1	-	12			16
	2014	1	1	-	3	-	-	1	1	-	-	-	-	7	-41.7%	▼	7
Miscellaneous	2013	24	26	19	11	13	7	14	6	7	15	13	11	127			166
	2014	11	14	13	18	17	9	11	13	9	-	-	-	115	-9.4%	▼	115
Misdemeanor	2013	7	2	3	8	4	6	6	2	2	17	9	2	40			68
	2014	4	-	2	5	5	2	7	2	5	-	-	-	32	-20.0%	▼	32
Non-Capital Felonies and Related Matters	2013	5	4	1	12	4	10	24	-	12	48	12	3	72			135
	2014	15	3	5	19	16	14	4	12	8	-	-	-	96	33.3%	▲	96
Other	2013	13	17	18	13	18	18	21	11	14	19	6	22	143			190
	2014	15	4	22	21	9	19	23	2	10	-	-	-	125	-12.6%	▼	125
Other Criminally Related Matters	2013	-	1	-	-	2	-	-	1	-	2	1	2	4			9
	2014	-	-	-	2	4	-	5	-	1	-	-	-	12	200.0%	▲	12
Uncontested Divorce	2013	-	1	2	2	-	-	2	-	-	1	1	-	7			9
	2014	2	-	-	1	-	-	1	2	-	-	-	-	6	-14.3%	▼	6

Type of Court: Circuit

Locale/Circuit: Spotsylvania 15

Start/End Date: Jan-13 / Sep-14

Type of Case: Filings

AVG. Month: 513

2013 AVG Month: 528

2014 AVG Month: 492

Jan-Sep 2013: 4,830

Jan-Sep 2014: 4,429

Filings Trending: Downward ▼

D

a

s

h

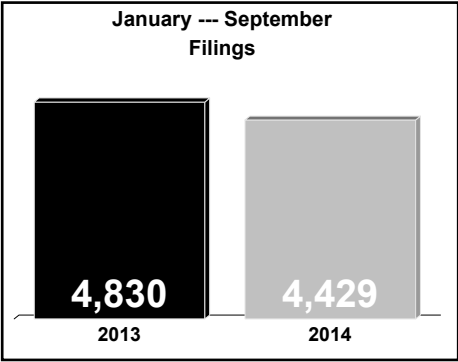
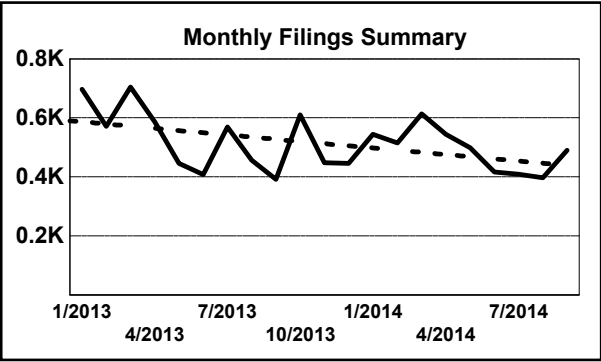
b

o

a

r

d



	Jan	Feb	Mar	Apr	May	Jun	Jul	Aug	Sep	Oct	Nov	Dec	Thru Sep	% Change	Trending	Total
2013	697	571	704	586	446	408	569	457	392	610	448	446	4,830			6,334
2014	544	515	614	544	499	417	409	397	490	-	-	-	4,429	-8.3%	▼	4,429

		Jan	Feb	Mar	Apr	May	Jun	Jul	Aug	Sep	Oct	Nov	Dec	Thru Sep	% Change	Trending	Total
Administrative Law	2013	-	-	1	-	3	1	1	1	-	-	-	-	7			7
	2014	-	-	-	-	-	-	-	-	2	-	-	-	2	-71.4%	▼	2
Contested Divorce	2013	11	3	14	12	4	6	10	11	8	6	12	3	79			100
	2014	17	6	9	9	7	9	12	14	8	-	-	-	91	15.2%	▲	91
Domestic and Family - Level 1	2013	29	14	15	7	12	21	33	33	6	29	5	5	170			209
	2014	16	10	31	28	23	12	17	22	23	-	-	-	182	7.1%	▲	182
Domestic and Family - Level 2	2013	5	2	6	2	3	6	3	7	3	5	1	4	37			47
	2014	5	5	3	3	15	11	3	9	2	-	-	-	56	51.4%	▲	56
General Civil - Level 1	2013	2	1	-	-	-	-	-	-	-	-	-	1	3			4
	2014	-	-	-	1	2	1	1	1	-	-	-	-	6	100.0%	▲	6
General Civil - Level 2	2013	16	15	17	21	22	23	19	15	9	18	39	21	157			235
	2014	29	17	22	24	20	17	27	20	28	-	-	-	204	29.9%	▲	204
General Civil - Level 3	2013	3	4	6	7	4	11	5	4	7	11	9	5	51			76
	2014	6	11	11	6	12	9	7	6	2	-	-	-	70	37.3%	▲	70
Miscellaneous	2013	440	356	381	268	182	152	219	182	208	245	230	208	2,388			3,071
	2014	255	241	300	211	204	135	163	186	200	-	-	-	1,895	-20.6%	▼	1,895
Misdemeanor	2013	34	30	26	30	42	26	39	30	22	42	42	27	279			390
	2014	27	42	35	40	38	43	30	21	25	-	-	-	301	7.9%	▲	301
Non-Capital Felonies and Related Matters	2013	108	92	181	184	112	102	180	118	85	202	72	124	1,162			1,560
	2014	131	136	153	148	119	132	86	72	148	-	-	-	1,125	-3.2%	▼	1,125
Other	2013	20	24	20	24	32	31	25	22	17	19	13	16	215			263
	2014	20	24	19	29	27	20	20	17	30	-	-	-	206	-4.2%	▼	206
Other Criminally Related Matters	2013	5	7	6	4	3	5	8	2	4	8	9	4	44			65
	2014	4	3	1	6	11	7	12	6	5	-	-	-	55	25.0%	▲	55
Probates/Wills and Trusts - Level 1	2013	-	-	-	-	-	-	-	-	-	-	-	1	0			1
	2014	1	1	-	2	-	-	-	-	1	-	-	-	5	0.0%	↔	5
Probates/Wills and Trusts - Level 2	2013	3	3	2	2	2	9	4	8	2	7	4	4	35			50
	2014	4	1	3	8	5	4	6	4	3	-	-	-	38	8.6%	▲	38
Uncontested Divorce	2013	21	20	29	25	25	15	23	24	21	18	12	23	203			256
	2014	29	18	27	29	16	17	25	19	13	-	-	-	193	-4.9%	▼	193

Type of Court: Circuit

Locale/Circuit: Stafford 15

Start/End Date: Jan-13 / Sep-14

Type of Case: Filings

AVG. Month: 743

2013 AVG Month: 785

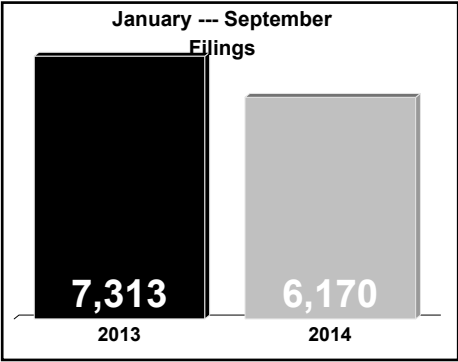
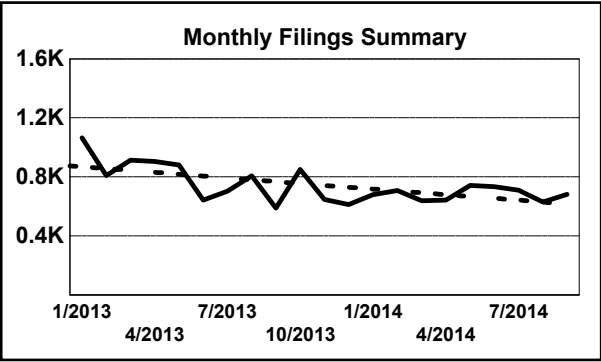
2014 AVG Month: 686

Jan-Sep 2013: 7,313

Jan-Sep 2014: 6,170

Filings Trending: Downward ▼

D
a
s
h
b
o
a
r
d



	Jan	Feb	Mar	Apr	May	Jun	Jul	Aug	Sep	Oct	Nov	Dec	Thru Sep	% Change	Trending	Total
2013	1,064	809	913	904	882	642	703	808	588	850	648	613	7,313			9,424
2014	680	708	638	644	743	733	711	631	682	-	-	-	6,170	-15.6%	▼	6,170

		Jan	Feb	Mar	Apr	May	Jun	Jul	Aug	Sep	Oct	Nov	Dec	Thru Sep	% Change	Trending	Total
Administrative Law	2013	-	-	2	-	1	1	4	2	-	3	-	2	10			15
	2014	-	-	-	4	3	1	-	6	4	-	-	-	18	80.0%	▲	18
Capital Murder	2014	-	-	-	-	-	-	-	-	1	-	-	-	1			1
Contested Divorce	2013	14	6	12	8	8	15	9	13	7	10	8	11	92			121
	2014	9	12	6	11	7	13	30	20	25	-	-	-	133	44.6%	▲	133
Domestic and Family - Level 1	2013	8	5	14	2	20	8	9	13	7	4	7	20	86			117
	2014	3	1	11	7	3	8	3	4	16	-	-	-	56	-34.9%	▼	56
Domestic and Family - Level 2	2013	4	2	3	5	9	9	7	5	7	3	2	9	51			65
	2014	5	2	3	3	5	5	9	5	5	-	-	-	42	-17.6%	▼	42
General Civil - Level 1	2013	-	2	1	1	2	-	2	2	-	1	1	-	10			12
	2014	1	-	-	1	-	-	1	1	2	-	-	-	6	-40.0%	▼	6
General Civil - Level 2	2013	13	21	24	12	26	9	24	16	19	25	36	26	164			251
	2014	24	13	17	15	18	19	15	15	27	-	-	-	163	-0.6%	▼	163
General Civil - Level 3	2013	10	6	11	9	9	11	9	13	5	15	8	7	83			113
	2014	6	17	8	12	8	4	6	10	9	-	-	-	80	-3.6%	▼	80
Miscellaneous	2013	469	406	377	281	225	203	241	216	210	268	239	200	2,628			3,335
	2014	251	236	240	209	232	181	212	216	226	-	-	-	2,003	-23.8%	▼	2,003
Misdemeanor	2013	127	96	96	118	150	83	79	132	63	118	97	70	944			1,229
	2014	109	80	80	113	80	67	85	52	65	-	-	-	731	-22.6%	▼	731
Non-Capital Felonies and Related Matters	2013	366	233	339	407	391	260	263	362	226	362	213	235	2,847			3,657
	2014	236	309	228	225	346	375	302	243	213	-	-	-	2,477	-13.0%	▼	2,477
Other	2013	3	1	1	2	7	2	2	-	-	1	-	-	18			19
	2014	1	-	-	-	-	6	3	2	2	-	-	-	14	-22.2%	▼	14
Other Criminally Related Matters	2013	8	2	7	13	8	12	17	7	14	12	17	11	88			128
	2014	11	15	12	14	11	22	12	11	23	-	-	-	131	48.9%	▲	131
Probates/Wills and Trusts - Level 1	2013	-	-	-	1	-	-	-	-	-	-	-	-	1			1
	2014	-	-	-	-	1	-	-	-	-	-	-	-	1	0.0%	↔	1
Probates/Wills and Trusts - Level 2	2013	5	3	1	7	4	4	2	-	1	1	2	1	27			31
	2014	2	2	1	2	3	3	3	3	4	-	-	-	23	-14.8%	▼	23
Uncontested Divorce	2013	37	26	25	38	22	25	35	27	29	27	18	21	264			330
	2014	22	21	32	28	26	29	30	43	60	-	-	-	291	10.2%	▲	291

Type of Court: Circuit

Locale/Circuit: Westmoreland 15

Start/End Date: Jan-13 / Sep-14

Type of Case: Filings

AVG. Month: 81

2013 AVG Month: 88

2014 AVG Month: 71

Jan-Sep 2013: 730

Jan-Sep 2014: 641

Filings Trending: Downward ▼

D

a

s

h

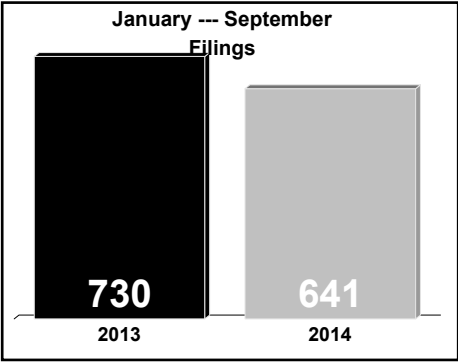
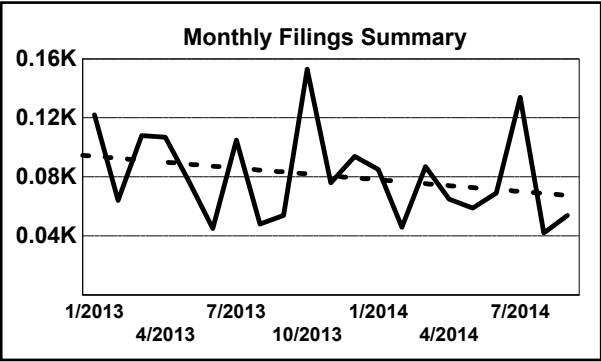
b

o

a

r

d



	Jan	Feb	Mar	Apr	May	Jun	Jul	Aug	Sep	Oct	Nov	Dec	Thru Sep	% Change	Trending	Total
2013	122	64	108	107	77	45	105	48	54	153	76	94	730			1,053
2014	85	46	87	65	59	69	134	42	54	-	-	-	641	-12.2%	▼	641

		Jan	Feb	Mar	Apr	May	Jun	Jul	Aug	Sep	Oct	Nov	Dec	Thru Sep	% Change	Trending	Total
Contested Divorce	2013	1	-	4	-	-	-	3	-	1	-	-	-	9			9
	2014	1	-	-	1	2	-	-	1	3	-	-	-	8	-11.1%	▼	8
Domestic and Family - Level 1	2013	-	1	-	-	-	-	2	2	-	-	1	-	5			6
	2014	-	-	-	-	1	-	-	-	-	-	-	-	1	-80.0%	▼	1
Domestic and Family - Level 2	2013	-	-	1	2	-	-	-	1	-	1	-	-	4			5
	2014	1	1	2	1	-	-	2	-	-	-	-	-	7	75.0%	▲	7
General Civil - Level 1	2013	-	-	-	-	-	-	-	1	-	-	-	-	1			1
	2014	-	-	-	-	-	1	1	-	-	-	-	-	2	100.0%	▲	2
General Civil - Level 2	2013	3	-	2	1	5	1	4	2	-	2	1	4	18			25
	2014	1	2	1	2	1	1	1	2	1	-	-	-	12	-33.3%	▼	12
General Civil - Level 3	2013	2	2	1	-	1	2	1	-	2	1	10	2	11			24
	2014	3	1	-	2	2	2	2	2	-	-	-	-	14	27.3%	▲	14
Miscellaneous	2013	53	51	37	35	19	17	10	22	18	18	31	13	262			324
	2014	32	23	37	31	23	23	20	19	25	-	-	-	233	-11.1%	▼	233
Misdemeanor	2013	15	2	5	14	10	5	7	10	10	7	12	13	78			110
	2014	9	10	4	8	3	12	32	9	5	-	-	-	92	17.9%	▲	92
Non-Capital Felonies and Related Matters	2013	41	8	48	48	18	6	75	3	18	114	9	56	265			444
	2014	28	9	35	19	22	24	68	8	16	-	-	-	229	-13.6%	▼	229
Other	2013	2	-	-	-	1	1	-	-	4	-	1	2	8			11
	2014	-	-	-	-	1	1	1	-	1	-	-	-	4	-50.0%	▼	4
Other Criminally Related Matters	2013	4	-	7	6	22	11	3	6	-	7	10	3	59			79
	2014	9	-	5	-	2	1	7	-	3	-	-	-	27	-54.2%	▼	27
Probates/Wills and Trusts	2013	-	-	-	-	-	1	-	-	-	-	-	-	1			1
Probates/Wills and Trusts - Level 2	2013	-	-	-	-	-	-	-	-	-	1	1	-	0			2
	2014	-	-	1	-	-	-	-	-	-	-	-	-	1	0.0%	↔	1
Uncontested Divorce	2013	1	-	3	1	1	1	-	1	1	2	-	1	9			12
	2014	1	-	2	1	2	4	-	1	-	-	-	-	11	22.2%	▲	11

Type of Court: Circuit

Locale/Circuit: Fredericksburg 15

Start/End Date: Jan-13 / Sep-14

Type of Case: Filings

AVG. Month: 304

2013 AVG Month: 309

2014 AVG Month: 298

Jan-Sep 2013: 2,839

Jan-Sep 2014: 2,684

Filings Trending: Downward ▼

D

a

s

h

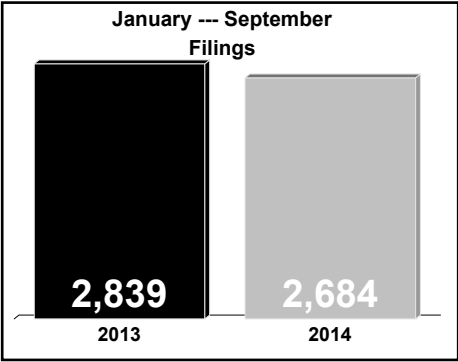
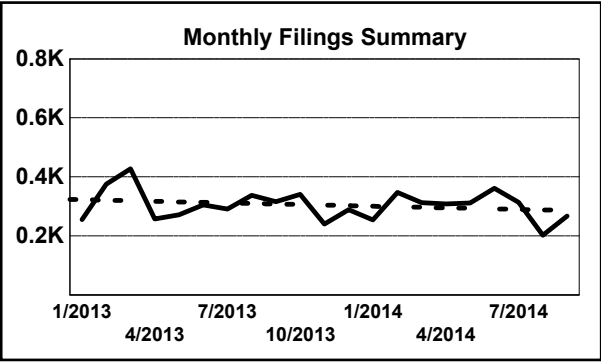
b

o

a

r

d



	Jan	Feb	Mar	Apr	May	Jun	Jul	Aug	Sep	Oct	Nov	Dec	Thru Sep	% Change	Trending	Total
2013	256	376	427	258	272	305	291	338	316	341	240	289	2,839			3,709
2014	255	348	313	309	312	362	314	203	268	-	-	-	2,684	-5.5%	▼	2,684

		Jan	Feb	Mar	Apr	May	Jun	Jul	Aug	Sep	Oct	Nov	Dec	Thru Sep	% Change	Trending	Total
Administrative Law	2013	-	1	2	2	-	-	-	3	-	-	-	1	8			9
	2014	-	-	-	-	2	-	-	-	-	-	-	-	2	-75.0%	▼	2
Contested Divorce	2013	9	11	8	13	16	6	14	12	13	12	9	4	102			127
	2014	12	14	18	14	8	7	2	1	5	-	-	-	81	-20.6%	▼	81
Domestic and Family - Level 1	2013	-	-	1	8	5	4	2	7	11	19	2	3	38			62
	2014	6	9	1	2	3	4	3	-	3	-	-	-	31	-18.4%	▼	31
Domestic and Family - Level 2	2013	2	3	1	4	1	3	2	1	-	12	6	1	17			36
	2014	-	1	1	9	5	7	1	1	43	-	-	-	68	300.0%	▲	68
General Civil - Level 1	2013	-	2	2	2	-	-	-	1	-	-	-	-	7			7
	2014	3	-	4	2	-	2	2	-	-	-	-	-	13	85.7%	▲	13
General Civil - Level 2	2013	14	9	10	15	16	12	6	10	8	7	8	10	100			125
	2014	6	7	9	5	10	9	-	6	11	-	-	-	63	-37.0%	▼	63
General Civil - Level 3	2013	3	6	5	5	1	2	5	8	5	5	2	4	40			51
	2014	1	2	2	6	6	3	1	3	3	-	-	-	27	-32.5%	▼	27
Miscellaneous	2013	66	52	52	37	29	38	36	45	28	41	34	32	383			490
	2014	43	36	39	40	32	22	34	26	32	-	-	-	304	-20.6%	▼	304
Misdemeanor	2013	28	73	61	28	41	45	50	57	48	44	28	33	431			536
	2014	57	63	44	46	37	49	54	37	48	-	-	-	435	0.9%	▲	435
Non-Capital Felonies and Related Matters	2013	116	177	251	116	134	160	132	165	176	168	113	175	1,427			1,883
	2014	99	176	163	147	177	204	198	114	107	-	-	-	1,385	-2.9%	▼	1,385
Other	2013	1	2	-	-	-	1	1	2	3	3	-	-	10			13
	2014	2	1	-	2	8	4	4	3	3	-	-	-	27	170.0%	▲	27
Other Criminally Related Matters	2013	1	6	3	5	7	7	10	4	3	4	2	5	46			57
	2014	3	11	3	7	2	25	10	8	8	-	-	-	77	67.4%	▲	77
Probates/Wills and Trusts - Level 2	2013	-	1	-	-	1	-	-	1	1	1	-	1	4			6
	2014	1	1	1	-	-	1	3	-	1	-	-	-	8	100.0%	▲	8
Uncontested Divorce	2013	16	33	31	23	21	27	33	22	20	25	36	20	226			307
	2014	22	27	28	29	22	25	2	4	4	-	-	-	163	-27.9%	▼	163

Type of Court: Circuit

Locale/Circuit: Albemarle 16

Start/End Date: Jan-13 / Sep-14

Type of Case: Filings

AVG. Month: 329

2013 AVG Month: 321

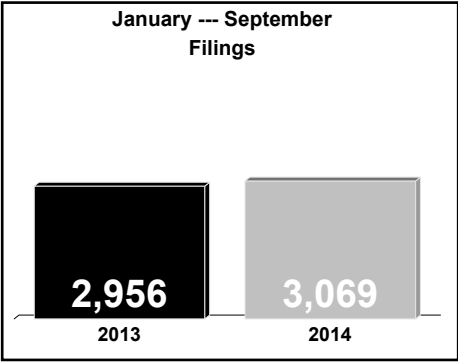
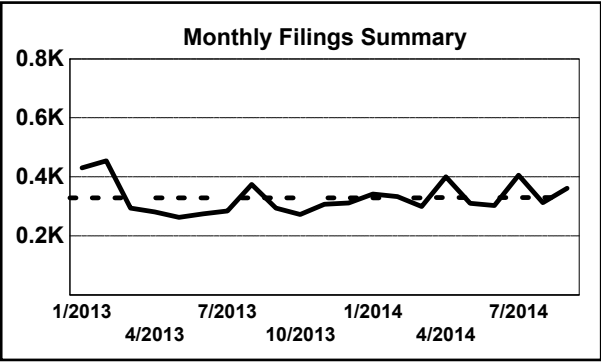
2014 AVG Month: 341

Jan-Sep 2013: 2,956

Jan-Sep 2014: 3,069

Filings Trending: Upward ▲

D
a
s
h
b
o
a
r
d

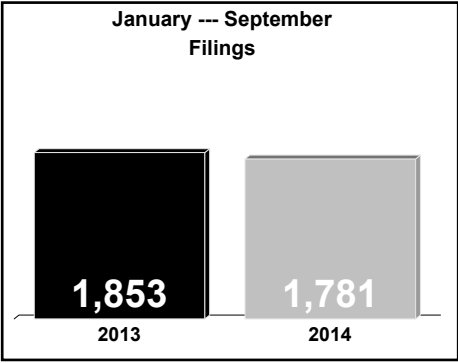
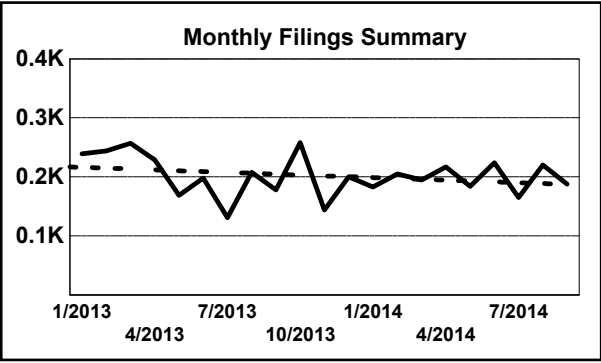


	Jan	Feb	Mar	Apr	May	Jun	Jul	Aug	Sep	Oct	Nov	Dec	Thru Sep	% Change	Trending	Total
2013	431	455	295	282	263	275	285	375	295	273	308	312	2,956			3,849
2014	342	333	300	400	311	303	406	313	361	-	-	-	3,069	3.8%	▲	3,069

		Jan	Feb	Mar	Apr	May	Jun	Jul	Aug	Sep	Oct	Nov	Dec	Thru Sep	% Change	Trending	Total
Administrative Law	2013	1	-	1	-	-	-	-	-	-	-	-	-	2			2
	2014	-	-	-	-	-	-	-	-	1	-	-	-	1	-50.0%	▼	1
Capital Murder	2014	-	-	-	1	-	-	-	-	-	-	-	-	1			1
Contested Divorce	2013	4	10	2	4	8	5	9	9	5	8	2	4	56			70
	2014	3	6	7	6	3	11	7	6	6	-	-	-	55	-1.8%	▼	55
Domestic and Family - Level 1	2013	5	2	-	2	4	1	11	5	3	4	2	-	33			39
	2014	3	5	3	2	1	-	8	11	7	-	-	-	40	21.2%	▲	40
Domestic and Family - Level 2	2013	3	4	-	4	1	3	1	4	3	1	1	2	23			27
	2014	2	5	5	3	-	4	5	4	3	-	-	-	31	34.8%	▲	31
General Civil - Level 1	2013	3	3	1	-	3	5	-	2	2	1	1	2	19			23
	2014	1	1	1	1	2	2	4	1	1	-	-	-	14	-26.3%	▼	14
General Civil - Level 2	2013	56	29	40	21	30	28	12	47	53	28	46	33	316			423
	2014	26	39	22	39	48	41	75	54	44	-	-	-	388	22.8%	▲	388
General Civil - Level 3	2013	2	4	4	3	2	7	4	3	6	8	8	5	35			56
	2014	17	13	7	3	3	13	7	3	2	-	-	-	68	94.3%	▲	68
Miscellaneous	2013	234	224	131	144	119	133	144	136	116	124	130	133	1,381			1,768
	2014	174	152	161	176	115	87	172	138	160	-	-	-	1,335	-3.3%	▼	1,335
Misdemeanor	2013	16	24	15	16	17	22	12	16	19	30	14	16	157			217
	2014	13	31	14	18	12	10	17	21	24	-	-	-	160	1.9%	▲	160
Non-Capital Felonies and Related Matters	2013	69	121	70	52	57	38	65	129	59	52	78	99	660			889
	2014	86	53	50	118	102	93	68	51	70	-	-	-	691	4.7%	▲	691
Other	2013	9	17	8	8	4	9	9	3	8	3	1	4	75			83
	2014	2	2	3	8	4	23	21	6	19	-	-	-	88	17.3%	▲	88
Other Criminally Related Matters	2013	11	-	2	2	-	1	2	1	2	2	7	4	21			34
	2014	1	-	5	4	4	4	4	-	3	-	-	-	25	19.0%	▲	25
Probates/Wills and Trusts - Level 1	2013	-	-	-	-	-	-	-	1	-	1	-	-	1			2
	2014	1	-	-	-	-	-	-	-	-	-	-	-	1	0.0%	↔	1
Probates/Wills and Trusts - Level 2	2013	-	-	1	-	-	3	1	-	1	-	-	-	6			6
	2014	1	3	-	3	1	2	3	2	4	-	-	-	19	216.7%	▲	19
Protective Orders	2013	-	-	-	-	-	-	-	1	1	1	1	2	2			6
	2014	2	2	1	1	1	-	-	-	-	-	-	-	7	250.0%	▲	7
Uncontested Divorce	2013	18	17	20	26	18	20	15	18	17	10	17	8	169			204
	2014	10	21	21	17	15	13	15	16	17	-	-	-	145	-14.2%	▼	145

Type of Court: Circuit
Locale/Circuit: Culpeper 16
Start/End Date: Jan-13 / Sep-14
Type of Case: Filings
AVG. Month: 202
2013 AVG Month: 205
2014 AVG Month: 198
Jan-Sep 2013: 1,853
Jan-Sep 2014: 1,781
Filings Trending: Downward ▼

D
a
s
h
b
o
a
r
d

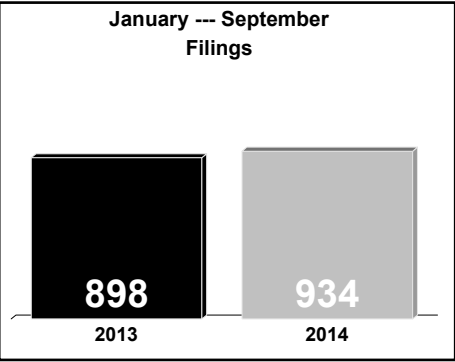
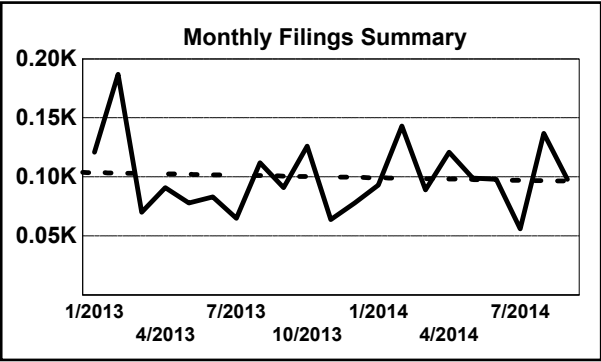


	Jan	Feb	Mar	Apr	May	Jun	Jul	Aug	Sep	Oct	Nov	Dec	Thru Sep	% Change	Trending	Total
2013	239	244	257	229	169	198	131	208	178	258	144	200	1,853			2,455
2014	183	205	195	217	184	224	165	220	188	-	-	-	1,781	-3.9%	▼	1,781

		Jan	Feb	Mar	Apr	May	Jun	Jul	Aug	Sep	Oct	Nov	Dec	Thru Sep	% Change	Trending	Total
Administrative Law	2013	1	-	1	1	-	-	-	-	-	-	-	-	3			3
	2014	-	1	-	-	-	-	-	-	-	-	-	-	1	-66.7%	▼	1
Contested Divorce	2013	2	8	4	10	1	2	4	4	2	4	2	1	37			44
	2014	3	6	3	1	7	5	2	3	5	-	-	-	35	-5.4%	▼	35
Domestic and Family - Level 1	2013	3	1	4	4	1	8	1	1	10	3	9	2	33			47
	2014	4	3	3	7	2	-	1	5	5	-	-	-	30	-9.1%	▼	30
Domestic and Family - Level 2	2013	1	1	2	4	3	1	2	1	3	3	1	3	18			25
	2014	-	1	6	5	4	5	2	2	5	-	-	-	30	66.7%	▲	30
General Civil - Level 1	2013	1	-	-	1	-	2	-	-	-	-	-	1	4			5
	2014	-	-	-	1	1	-	-	-	-	-	-	-	2	-50.0%	▼	2
General Civil - Level 2	2013	8	6	7	7	7	5	4	5	7	7	8	8	56			79
	2014	4	2	7	4	6	3	7	9	4	-	-	-	46	-17.9%	▼	46
General Civil - Level 3	2013	9	1	2	7	7	7	12	7	10	6	3	3	62			74
	2014	17	5	8	6	4	7	4	11	4	-	-	-	66	6.5%	▲	66
Miscellaneous	2013	163	120	121	96	79	76	58	72	74	75	71	76	859			1,081
	2014	81	92	98	96	67	76	65	81	70	-	-	-	726	-15.5%	▼	726
Misdemeanor	2013	6	17	10	20	12	17	6	29	23	26	9	21	140			196
	2014	15	20	16	25	12	17	17	25	18	-	-	-	165	17.9%	▲	165
Non-Capital Felonies and Related Matters	2013	30	74	91	53	40	68	22	69	30	119	26	77	477			699
	2014	41	57	37	53	63	95	46	56	49	-	-	-	497	4.2%	▲	497
Other	2013	3	2	4	6	7	3	4	5	2	5	4	1	36			46
	2014	3	3	1	5	5	4	7	6	10	-	-	-	44	22.2%	▲	44
Other Criminally Related Matters	2013	4	1	1	4	2	-	5	2	3	2	-	2	22			26
	2014	-	4	1	1	-	-	2	7	6	-	-	-	21	-4.5%	▼	21
Probates/Wills and Trusts - Level 1	2013	1	-	-	1	-	-	2	-	1	-	-	-	5			5
	2014	-	-	2	-	-	1	-	-	-	-	-	-	3	-40.0%	▼	3
Probates/Wills and Trusts - Level 2	2013	1	1	2	1	-	1	1	4	2	-	2	1	13			16
	2014	-	-	4	2	2	2	1	1	1	-	-	-	13	0.0%	↔	13
Uncontested Divorce	2013	6	12	8	14	10	8	10	9	11	8	9	4	88			109
	2014	15	11	9	11	11	9	11	14	11	-	-	-	102	15.9%	▲	102

Type of Court: Circuit
Locale/Circuit: Fluvanna 16
Start/End Date: Jan-13 / Sep-14
Type of Case: Filings
AVG. Month: 100
2013 AVG Month: 97
2014 AVG Month: 104
Jan-Sep 2013: 898
Jan-Sep 2014: 934
Filings Trending: Upward ▲

D
a
s
h
b
o
a
r
d



	Jan	Feb	Mar	Apr	May	Jun	Jul	Aug	Sep	Oct	Nov	Dec	Thru Sep	% Change	Trending	Total
2013	121	187	70	91	78	83	65	112	91	126	64	78	898			1,166
2014	93	143	89	121	99	98	56	137	98	-	-	-	934	4.0%	▲	934

		Jan	Feb	Mar	Apr	May	Jun	Jul	Aug	Sep	Oct	Nov	Dec	Thru Sep	% Change	Trending	Total
Administrative Law	2013	-	-	-	-	-	-	-	-	1	-	-	1	1			2
Contested Divorce	2013	3	1	1	2	1	-	-	2	3	-	4	1	13			18
	2014	1	1	-	-	1	3	1	2	-	-	-	-	9	-30.8%	▼	9
Domestic and Family - Level 1	2013	-	2	-	1	-	3	-	1	1	-	-	2	8			10
	2014	4	1	1	-	4	6	-	14	-	-	-	-	30	275.0%	▲	30
Domestic and Family - Level 2	2013	4	3	-	3	1	-	-	2	4	1	1	-	17			19
	2014	2	1	1	1	13	2	-	3	2	-	-	-	25	47.1%	▲	25
General Civil - Level 1	2013	-	-	-	-	-	-	1	-	-	-	-	-	1			1
	2014	-	1	-	-	-	-	-	-	-	-	-	-	1	0.0%	↔	1
General Civil - Level 2	2013	2	5	2	1	-	2	2	7	1	4	-	2	22			28
	2014	7	4	2	4	5	3	4	4	2	-	-	-	35	59.1%	▲	35
General Civil - Level 3	2013	1	-	-	2	5	1	2	1	5	-	1	-	17			18
	2014	1	1	5	2	-	1	-	-	-	-	-	-	10	-41.2%	▼	10
Miscellaneous	2013	95	79	50	53	49	32	50	52	50	41	48	21	510			620
	2014	51	45	54	49	38	40	23	44	46	-	-	-	390	-23.5%	▼	390
Misdemeanor	2013	4	15	-	12	4	7	-	10	6	16	1	7	58			82
	2014	7	22	12	19	11	7	8	14	13	-	-	-	113	94.8%	▲	113
Non-Capital Felonies and Related Matters	2013	6	81	8	11	10	29	6	27	15	46	6	37	193			282
	2014	11	57	11	34	13	19	10	46	10	-	-	-	211	9.3%	▲	211
Other	2013	-	-	1	1	-	1	-	1	-	-	-	-	4			4
	2014	-	-	-	-	2	2	5	2	5	-	-	-	16	300.0%	▲	16
Other Criminally Related Matters	2013	1	-	-	4	5	4	-	1	-	11	-	3	15			29
	2014	5	3	-	6	6	7	2	4	14	-	-	-	47	213.3%	▲	47
Probates/Wills and Trusts - Level 2	2013	-	-	-	-	-	-	-	2	-	1	1	-	2			4
	2014	1	-	-	1	-	1	-	-	1	-	-	-	4	100.0%	▲	4
Protective Orders	2013	1	-	-	-	-	-	-	-	-	-	-	-	1			1
Uncontested Divorce	2013	4	1	8	1	3	4	4	6	5	6	2	4	36			48
	2014	3	7	3	5	6	7	3	4	5	-	-	-	43	19.4%	▲	43

Type of Court: Circuit

Locale/Circuit: Goochland 16

Start/End Date: Jan-13 / Sep-14

Type of Case: Filings

AVG. Month: 88

2013 AVG Month: 95

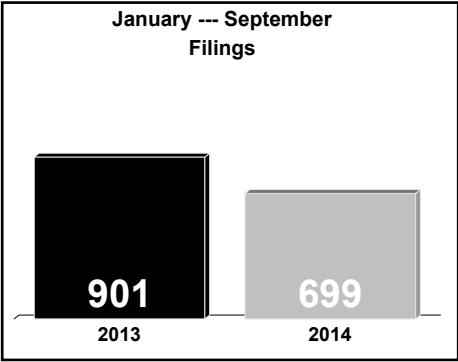
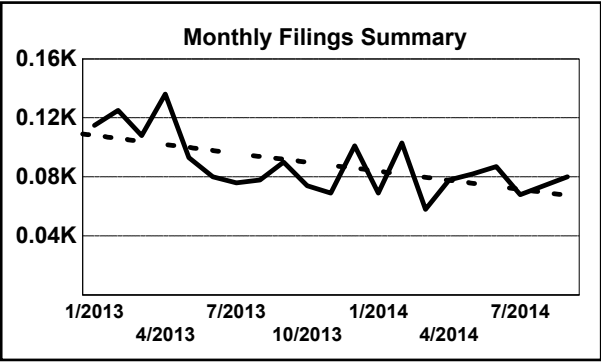
2014 AVG Month: 78

Jan-Sep 2013: 901

Jan-Sep 2014: 699

Filings Trending: Downward ▼

D
a
s
h
b
o
a
r
d

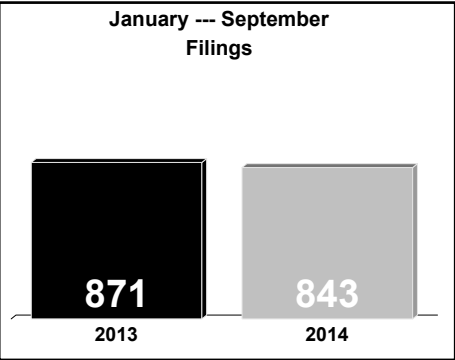
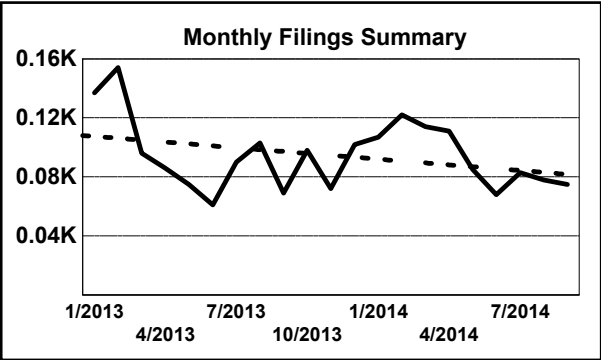


	Jan	Feb	Mar	Apr	May	Jun	Jul	Aug	Sep	Oct	Nov	Dec	Thru Sep	% Change	Trending	Total
2013	115	125	108	136	93	80	76	78	90	74	69	101	901			1,145
2014	69	103	58	78	82	87	68	74	80	-	-	-	699	-22.4%	▼	699

		Jan	Feb	Mar	Apr	May	Jun	Jul	Aug	Sep	Oct	Nov	Dec	Thru Sep	% Change	Trending	Total
Administrative Law	2013	-	-	-	-	-	-	2	-	1	-	-	-	3			3
Contested Divorce	2013	1	2	1	2	2	1	1	1	3	-	-	-	14			14
	2014	2	1	-	2	-	1	-	3	-	-	-	-	9	-35.7%	▼	9
Domestic and Family - Level 1	2013	1	1	6	1	-	2	3	3	-	1	4	1	17			23
	2014	2	-	1	-	-	-	2	-	2	-	-	-	7	-58.8%	▼	7
Domestic and Family - Level 2	2013	1	3	2	-	-	1	-	-	-	1	-	2	7			10
	2014	1	2	1	-	2	-	-	-	1	-	-	-	7	0.0%	↔	7
General Civil - Level 1	2013	1	-	-	-	-	1	-	-	-	-	1	-	2			3
	2014	-	-	-	1	-	-	-	-	-	-	-	-	1	-50.0%	▼	1
General Civil - Level 2	2013	5	5	1	2	4	2	2	2	6	2	3	2	29			36
	2014	2	-	2	5	5	2	6	3	4	-	-	-	29	0.0%	↔	29
General Civil - Level 3	2013	1	3	5	1	-	-	-	4	1	1	-	-	15			16
	2014	2	-	-	-	1	1	1	-	2	-	-	-	7	-53.3%	▼	7
Miscellaneous	2013	85	84	63	48	59	32	38	36	55	35	48	51	500			634
	2014	50	42	36	41	44	35	28	26	36	-	-	-	338	-32.4%	▼	338
Misdemeanor	2013	9	7	15	13	10	14	15	6	12	15	7	24	101			147
	2014	3	16	9	8	16	17	12	16	5	-	-	-	102	1.0%	▲	102
Non-Capital Felonies and Related Matters	2013	4	15	4	61	5	21	6	17	-	10	4	13	133			160
	2014	1	32	1	18	7	20	7	19	15	-	-	-	120	-9.8%	▼	120
Other	2013	1	2	2	3	3	1	1	2	1	2	1	-	16			19
	2014	3	1	3	-	1	3	4	1	3	-	-	-	19	18.8%	▲	19
Other Criminally Related Matters	2013	4	-	3	2	7	4	2	1	4	1	1	2	27			31
	2014	-	4	1	-	1	6	3	3	8	-	-	-	26	-3.7%	▼	26
Probates/Wills and Trusts - Level 1	2013	-	-	-	-	-	-	-	-	1	-	-	-	1			1
	2014	-	-	-	-	-	-	1	-	-	-	-	-	1	0.0%	↔	1
Probates/Wills and Trusts - Level 2	2013	-	-	1	-	-	-	1	-	2	1	-	-	4			5
	2014	-	-	-	-	-	1	1	1	1	-	-	-	4	0.0%	↔	4
Uncontested Divorce	2013	2	3	5	3	3	1	5	6	4	5	-	6	32			43
	2014	3	5	4	3	5	1	3	2	3	-	-	-	29	-9.4%	▼	29

Type of Court: Circuit
Locale/Circuit: Greene 16
Start/End Date: Jan-13 / Sep-14
Type of Case: Filings
AVG. Month: 95
2013 AVG Month: 95
2014 AVG Month: 94
Jan-Sep 2013: 871
Jan-Sep 2014: 843
Filings Trending: Downward ▼

D
a
s
h
b
o
a
r
d

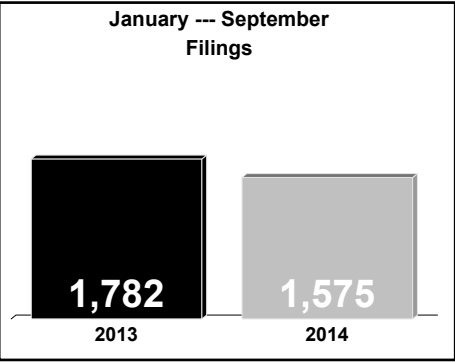
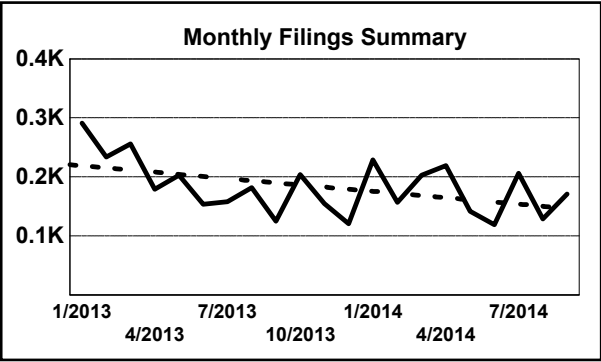


	Jan	Feb	Mar	Apr	May	Jun	Jul	Aug	Sep	Oct	Nov	Dec	Thru Sep	% Change	Trending	Total
2013	137	154	96	86	75	61	90	103	69	98	72	102	871			1,143
2014	107	122	114	111	85	68	83	78	75	-	-	-	843	-3.2%	▼	843

		Jan	Feb	Mar	Apr	May	Jun	Jul	Aug	Sep	Oct	Nov	Dec	Thru Sep	% Change	Trending	Total
Contested Divorce	2013	4	1	3	-	1	-	2	1	3	1	-	2	15			18
	2014	1	1	-	5	-	4	6	-	-	-	-	-	17	13.3%	▲	17
Domestic and Family - Level 1	2013	-	1	2	-	-	-	1	-	-	1	2	-	4			7
	2014	-	2	1	-	-	-	-	-	-	-	-	-	3	-25.0%	▼	3
Domestic and Family - Level 2	2013	-	1	1	1	1	1	-	1	-	2	2	1	6			11
	2014	2	2	1	-	-	-	-	-	-	-	-	-	5	-16.7%	▼	5
General Civil - Level 2	2013	1	1	2	3	4	2	1	8	1	2	3	-	23			28
	2014	2	1	1	3	2	2	4	1	1	-	-	-	17	-26.1%	▼	17
General Civil - Level 3	2013	-	1	2	1	1	1	5	2	1	1	-	-	14			15
	2014	1	-	1	-	9	-	-	-	2	-	-	-	13	-7.1%	▼	13
Miscellaneous	2013	102	111	59	38	45	25	33	48	45	53	46	60	506			665
	2014	53	90	68	55	47	37	38	39	51	-	-	-	478	-5.5%	▼	478
Misdemeanor	2013	2	5	9	8	1	8	5	4	-	7	4	7	42			60
	2014	6	7	7	20	3	4	6	8	6	-	-	-	67	59.5%	▲	67
Non-Capital Felonies and Related Matters	2013	18	18	12	18	8	11	33	24	8	21	10	18	150			199
	2014	30	3	27	15	15	13	18	15	6	-	-	-	142	-5.3%	▼	142
Other	2013	7	11	5	11	8	5	7	9	6	6	1	6	69			82
	2014	7	11	6	7	7	6	8	10	2	-	-	-	64	-7.2%	▼	64
Other Criminally Related Matters	2013	2	1	-	-	1	5	2	2	1	2	3	2	14			21
	2014	1	1	2	2	-	1	1	-	1	-	-	-	9	-35.7%	▼	9
Probates/Wills and Trusts - Level 2	2013	-	-	-	-	1	1	-	2	-	-	1	-	4			5
	2014	1	-	-	1	-	-	-	-	3	-	-	-	5	25.0%	▲	5
Uncontested Divorce	2013	1	3	1	6	4	2	1	2	4	2	-	6	24			32
	2014	3	4	-	3	2	1	2	5	3	-	-	-	23	-4.2%	▼	23

Type of Court: Circuit
Locale/Circuit: Louisa 16
Start/End Date: Jan-13 / Sep-14
Type of Case: Filings
AVG. Month: 183
2013 AVG Month: 189
2014 AVG Month: 175
Jan-Sep 2013: 1,782
Jan-Sep 2014: 1,575
Filings Trending: Downward ▼

D
a
s
h
b
o
a
r
d



	Jan	Feb	Mar	Apr	May	Jun	Jul	Aug	Sep	Oct	Nov	Dec	Thru Sep	% Change	Trending	Total
2013	291	234	256	179	203	154	158	182	125	204	155	121	1,782			2,262
2014	229	157	203	219	142	119	206	129	171	-	-	-	1,575	-11.6%	▼	1,575

		Jan	Feb	Mar	Apr	May	Jun	Jul	Aug	Sep	Oct	Nov	Dec	Thru Sep	% Change	Trending	Total
Administrative Law	2013	-	-	-	-	1	-	1	-	-	1	-	-	2			3
	2014	-	-	-	-	-	1	-	-	1	-	-	-	2	0.0%	↔	2
Contested Divorce	2013	3	2	5	2	3	-	2	5	4	1	1	-	26			28
	2014	-	5	4	3	1	5	4	5	1	-	-	-	28	7.7%	▲	28
Domestic and Family - Level 1	2013	2	2	2	1	-	-	5	-	-	1	-	3	12			16
	2014	-	5	-	1	-	-	3	4	1	-	-	-	14	16.7%	▲	14
Domestic and Family - Level 2	2013	1	6	-	2	2	2	3	4	-	6	2	-	20			28
	2014	1	4	1	3	4	2	-	1	3	-	-	-	19	-5.0%	▼	19
General Civil - Level 1	2013	-	-	-	1	-	-	-	1	-	1	-	-	2			3
	2014	-	1	-	-	1	-	-	-	1	-	-	-	3	50.0%	▲	3
General Civil - Level 2	2013	1	4	4	6	2	6	7	4	9	5	7	9	43			64
	2014	10	5	3	4	3	12	5	5	4	-	-	-	51	18.6%	▲	51
General Civil - Level 3	2013	2	1	1	3	2	3	6	-	1	5	5	1	19			30
	2014	3	5	1	2	2	2	2	9	4	-	-	-	30	57.9%	▲	30
Miscellaneous	2013	134	136	119	67	71	49	57	63	55	77	72	55	751			955
	2014	92	71	76	76	58	42	63	57	71	-	-	-	606	-19.3%	▼	606
Misdemeanor	2013	38	17	12	18	12	34	19	21	9	24	9	7	180			220
	2014	30	12	16	22	9	8	25	6	19	-	-	-	147	-18.3%	▼	147
Non-Capital Felonies and Related Matters	2013	63	26	74	45	66	29	24	56	28	46	41	7	411			505
	2014	55	17	73	78	32	13	75	19	39	-	-	-	401	-2.4%	▼	401
Other	2013	26	28	27	26	30	17	25	13	12	23	10	27	204			264
	2014	27	16	16	17	21	24	22	14	18	-	-	-	175	-14.2%	▼	175
Other Criminally Related Matters	2013	11	4	3	5	7	8	4	3	3	6	-	3	48			57
	2014	7	5	7	6	2	5	3	-	5	-	-	-	40	-16.7%	▼	40
Probates/Wills and Trusts - Level 1	2013	1	2	-	-	-	-	-	-	-	-	-	1	3			4
	2014	-	-	-	-	-	-	1	1	-	-	-	-	2	-33.3%	▼	2
Probates/Wills and Trusts - Level 2	2013	2	-	-	-	-	-	-	1	1	1	2	2	4			9
	2014	-	-	-	1	2	-	-	-	1	-	-	-	4	0.0%	↔	4
Uncontested Divorce	2013	7	6	9	3	7	6	5	11	3	7	6	6	57			76
	2014	4	11	6	6	7	5	3	8	3	-	-	-	53	-7.0%	▼	53

Type of Court: Circuit

Locale/Circuit: Madison 16

Start/End Date: Jan-13 / Sep-14

Type of Case: Filings

AVG. Month: 66

2013 AVG Month: 68

2014 AVG Month: 62

Jan-Sep 2013: 619

Jan-Sep 2014: 558

Filings Trending: Downward ▼

D

a

s

h

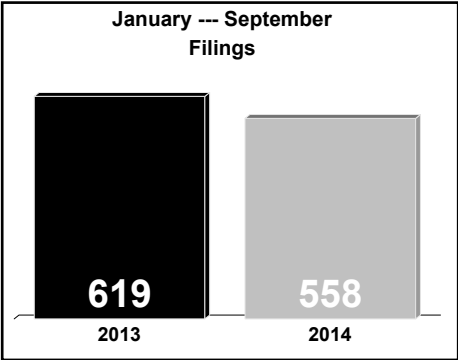
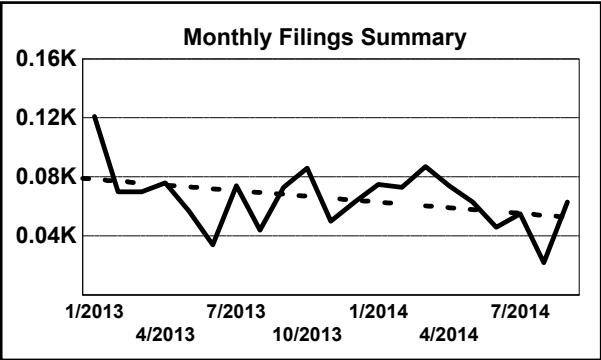
b

o

a

r

d

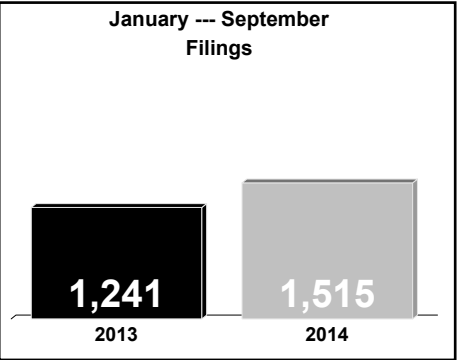
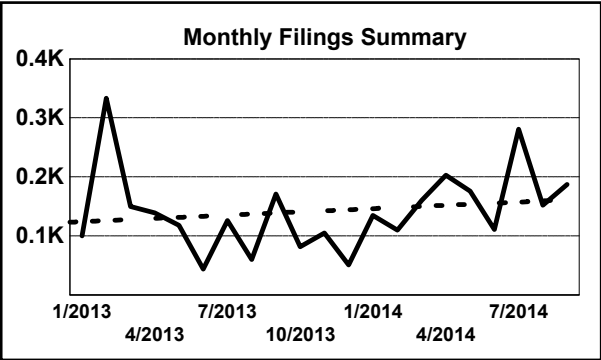


	Jan	Feb	Mar	Apr	May	Jun	Jul	Aug	Sep	Oct	Nov	Dec	Thru Sep	% Change	Trending	Total
2013	121	70	70	76	57	34	74	44	73	86	50	63	619			818
2014	75	73	87	74	63	46	55	22	63	-	-	-	558	-9.9%	▼	558

		Jan	Feb	Mar	Apr	May	Jun	Jul	Aug	Sep	Oct	Nov	Dec	Thru Sep	% Change	Trending	Total
Contested Divorce	2013	3	-	-	2	2	-	-	-	-	-	1	-	7			8
	2014	-	2	-	1	2	1	4	1	-	-	-	-	11	57.1%	▲	11
Domestic and Family - Level 1	2013	1	-	1	2	-	-	-	3	1	-	-	5	8			13
	2014	-	-	-	-	-	2	-	1	-	-	-	-	3	-62.5%	▼	3
Domestic and Family - Level 2	2013	-	-	-	1	-	-	-	1	1	2	-	1	3			6
	2014	1	-	-	1	-	-	1	1	-	-	-	-	4	33.3%	▲	4
General Civil - Level 1	2013	-	-	-	-	-	-	-	-	-	-	-	1	0			1
	2014	3	3	-	4	3	1	1	-	2	-	-	2	17	0.0%	↔	19
General Civil - Level 2	2013	3	3	-	4	3	1	1	-	2	-	-	2	17			19
	2014	1	-	-	2	2	1	3	1	-	-	-	-	10	-41.2%	▼	10
General Civil - Level 3	2013	-	-	-	4	1	1	-	-	-	2	-	1	6			9
	2014	-	1	-	1	-	5	-	-	1	-	-	-	8	33.3%	▲	8
Miscellaneous	2013	75	42	49	45	27	12	33	20	33	41	35	28	336			440
	2014	51	31	49	42	28	22	31	7	38	-	-	-	299	-11.0%	▼	299
Misdemeanor	2013	-	4	2	5	4	3	5	9	10	7	2	3	42			54
	2014	2	7	1	4	3	1	3	-	-	-	-	-	21	-50.0%	▼	21
Non-Capital Felonies and Related Matters	2013	8	4	3	6	4	7	18	3	13	21	4	2	66			93
	2014	11	11	27	8	17	6	4	6	6	-	-	-	96	45.5%	▲	96
Other	2013	24	15	15	6	14	10	12	6	9	10	5	13	111			139
	2014	8	16	9	7	4	6	5	3	13	-	-	-	71	-36.0%	▼	71
Other Criminally Related Matters	2013	4	-	-	-	-	-	2	1	1	2	-	3	8			13
	2014	-	2	-	1	5	-	2	-	-	-	-	-	10	25.0%	▲	10
Probates/Wills and Trusts	2013	-	-	-	-	-	-	1	-	1	-	-	-	2			2
Probates/Wills and Trusts - Level 2	2013	-	1	-	-	-	-	-	-	-	1	1	-	1			3
	2014	-	-	-	1	-	-	-	1	-	-	-	-	2	100.0%	▲	2
Uncontested Divorce	2013	3	1	-	1	2	-	2	1	2	-	2	4	12			18
	2014	1	3	1	6	2	2	2	1	5	-	-	-	23	91.7%	▲	23

Type of Court: Circuit
Locale/Circuit: Orange 16
Start/End Date: Jan-13 / Sep-14
Type of Case: Filings
AVG. Month: 143
2013 AVG Month: 123
2014 AVG Month: 168
Jan-Sep 2013: 1,241
Jan-Sep 2014: 1,515
Filings Trending: Upward ▲

D
a
s
h
b
o
a
r
d



	Jan	Feb	Mar	Apr	May	Jun	Jul	Aug	Sep	Oct	Nov	Dec	Thru Sep	% Change	Trending	Total
2013	100	333	150	139	118	44	126	60	171	82	105	51	1,241			1,479
2014	135	110	160	203	176	111	281	152	187	-	-	-	1,515	22.1%	▲	1,515

		Jan	Feb	Mar	Apr	May	Jun	Jul	Aug	Sep	Oct	Nov	Dec	Thru Sep	% Change	Trending	Total
Administrative Law	2013	1	-	-	-	-	-	-	-	1	-	1	-	2			3
	2014	-	1	1	1	-	-	-	-	-	-	-	-	3	50.0%	▲	3
Contested Divorce	2013	1	3	3	3	1	1	1	4	2	1	1	2	19	10.5%	▲	23
	2014	2	1	1	3	2	4	2	4	2	-	-	-	21		▲	21
Domestic and Family - Level 1	2013	-	-	-	-	6	-	-	2	-	4	-	-	8			12
	2014	2	4	-	4	1	2	1	3	1	-	-	-	18	125.0%	▲	18
Domestic and Family - Level 2	2013	1	-	2	1	5	-	3	-	-	-	3	1	12			16
	2014	2	2	3	2	4	3	3	3	1	-	-	-	23	91.7%	▲	23
General Civil - Level 1	2013	-	1	-	-	-	-	-	-	-	2	1	-	1			4
	2014	-	-	-	-	-	-	2	-	-	-	-	-	2	100.0%	▲	2
General Civil - Level 2	2013	6	-	5	9	5	2	6	4	7	4	2	5	44			55
	2014	3	2	3	3	9	4	8	5	4	-	-	-	41	-6.8%	▼	41
General Civil - Level 3	2013	9	20	1	1	3	-	2	3	3	3	1	3	42			49
	2014	1	8	17	6	1	3	12	7	4	-	-	-	59	40.5%	▲	59
Miscellaneous	2013	31	254	63	102	7	10	10	13	12	6	9	5	502			522
	2014	65	67	84	86	61	53	62	65	69	-	-	-	612	21.9%	▲	612
Misdemeanor	2013	2	5	21	1	17	2	12	8	17	7	11	-	85			103
	2014	7	3	8	11	20	7	24	3	25	-	-	-	108	27.1%	▲	108
Non-Capital Felonies and Related Matters	2013	38	45	34	17	64	17	82	16	121	39	69	24	434			566
	2014	39	14	33	76	68	28	149	50	61	-	-	-	518	19.4%	▲	518
Other	2013	-	1	6	2	1	4	3	2	3	6	1	1	22			30
	2014	2	-	1	-	2	4	3	4	3	-	-	-	19	-13.6%	▼	19
Other Criminally Related Matters	2013	3	-	1	-	2	-	1	4	-	3	-	-	11			14
	2014	3	-	-	4	1	1	8	1	8	-	-	-	26	136.4%	▲	26
Probates/Wills and Trusts	2013	-	-	-	-	-	-	1	-	-	-	-	-	1			1
Probates/Wills and Trusts - Level 2	2013	2	-	-	1	-	-	3	-	-	-	-	2	6			8
	2014	1	-	1	-	2	-	-	2	1	-	-	-	7	16.7%	▲	7
Uncontested Divorce	2013	6	4	14	2	7	8	2	4	5	7	6	8	52			73
	2014	8	8	8	7	5	2	7	5	8	-	-	-	58	11.5%	▲	58

Type of Court: Circuit

Locale/Circuit: Charlottesville 16

Start/End Date: Jan-13 / Sep-14

Type of Case: Filings

AVG. Month: 125

2013 AVG Month: 128

2014 AVG Month: 121

Jan-Sep 2013: 1,152

Jan-Sep 2014: 1,086

Filings Trending: Downward ▼

D

a

s

h

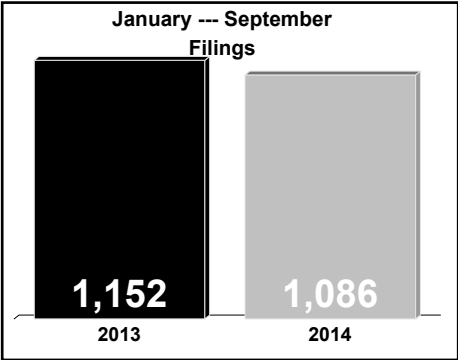
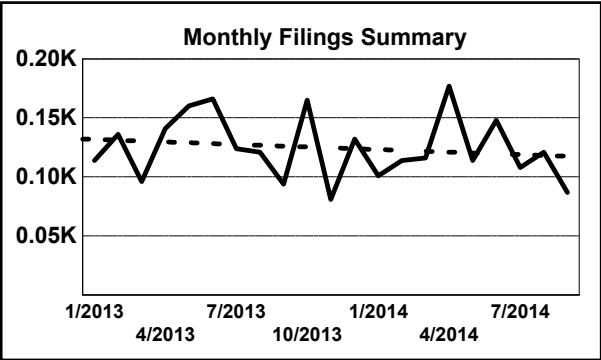
b

o

a

r

d



	Jan	Feb	Mar	Apr	May	Jun	Jul	Aug	Sep	Oct	Nov	Dec	Thru Sep	% Change	Trending	Total
2013	114	136	96	141	160	166	124	121	94	165	81	132	1,152			1,530
2014	101	114	116	177	114	148	108	121	87	-	-	-	1,086	-5.7%	▼	1,086

		Jan	Feb	Mar	Apr	May	Jun	Jul	Aug	Sep	Oct	Nov	Dec	Thru Sep	% Change	Trending	Total
Administrative Law	2013	-	-	-	-	-	-	-	-	1	-	-	1	1			2
	2014	-	1	-	-	1	-	-	1	-	-	-	-	3	200.0%	▲	3
Contested Divorce	2013	2	1	2	1	1	-	2	-	-	-	1	2	9			12
	2014	1	-	1	-	2	2	1	-	1	-	-	-	8	-11.1%	▼	8
Domestic and Family - Level 1	2013	1	2	1	2	5	1	5	3	4	2	1	3	24			30
	2014	5	1	6	2	-	4	-	1	-	-	-	-	19	-20.8%	▼	19
Domestic and Family - Level 2	2013	2	-	-	2	-	-	-	2	1	1	1	1	7			10
	2014	1	3	2	1	1	1	5	-	3	-	-	-	17	142.9%	▲	17
General Civil - Level 1	2013	1	1	1	1	2	-	1	2	-	2	-	-	9			11
	2014	-	-	3	2	1	-	-	-	-	-	-	-	6	-33.3%	▼	6
General Civil - Level 2	2013	7	7	13	7	9	9	9	11	9	11	9	9	81			110
	2014	10	12	9	8	10	5	13	9	15	-	-	-	91	12.3%	▲	91
General Civil - Level 3	2013	6	4	3	4	7	9	5	3	1	6	3	6	42			57
	2014	6	7	5	8	1	3	5	5	5	-	-	-	45	7.1%	▲	45
Miscellaneous	2013	42	41	19	25	37	18	14	20	26	24	17	27	242			310
	2014	18	17	26	22	22	26	15	19	15	-	-	-	180	-25.6%	▼	180
Misdemeanor	2013	7	7	11	6	8	19	14	11	12	13	6	15	95			129
	2014	16	8	6	20	17	10	9	12	17	-	-	-	115	21.1%	▲	115
Non-Capital Felonies and Related Matters	2013	39	70	40	88	83	105	69	65	37	100	35	68	596			799
	2014	40	62	54	105	51	90	50	70	25	-	-	-	547	-8.2%	▼	547
Other	2013	1	-	-	-	-	-	-	-	-	-	1	-	1			2
	2014	-	-	-	-	-	-	1	1	2	-	-	-	4	300.0%	▲	4
Other Criminally Related Matters	2013	3	-	1	1	-	1	4	-	2	4	6	-	12			22
	2014	3	1	3	5	5	2	4	1	1	-	-	-	25	108.3%	▲	25
Probates/Wills and Trusts - Level 1	2013	-	-	-	-	-	1	-	-	-	-	-	-	1			1
	2014	-	-	-	-	1	-	-	-	-	-	-	-	1	0.0%	↔	1
Probates/Wills and Trusts - Level 2	2013	-	-	2	2	-	-	-	2	-	2	-	-	6			8
	2014	-	-	1	1	2	2	-	-	1	-	-	-	7	16.7%	▲	7
Uncontested Divorce	2013	3	3	3	2	8	3	1	2	1	-	1	-	26			27
	2014	1	2	-	3	-	3	5	2	2	-	-	-	18	-30.8%	▼	18

Type of Court: Circuit

Locale/Circuit: Arlington 17

Start/End Date: Jan-13 / Sep-14

Type of Case: Filings

AVG. Month: 745

2013 AVG Month: 729

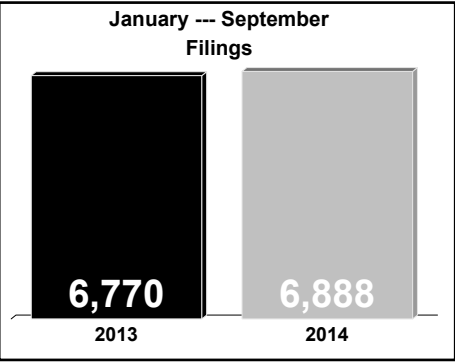
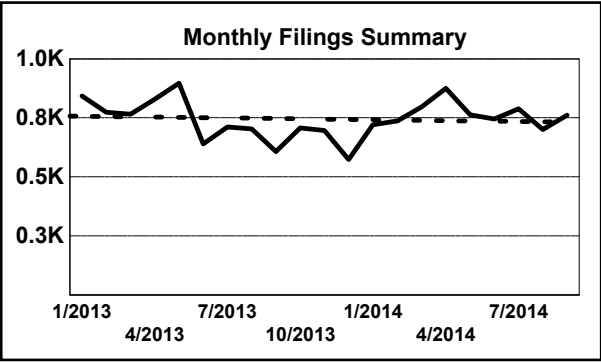
2014 AVG Month: 765

Jan-Sep 2013: 6,770

Jan-Sep 2014: 6,888

Filings Trending: Steady ↔

D
a
s
h
b
o
a
r
d

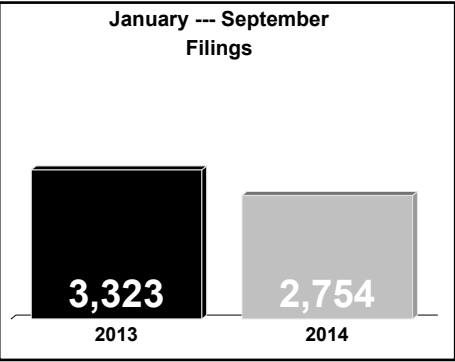
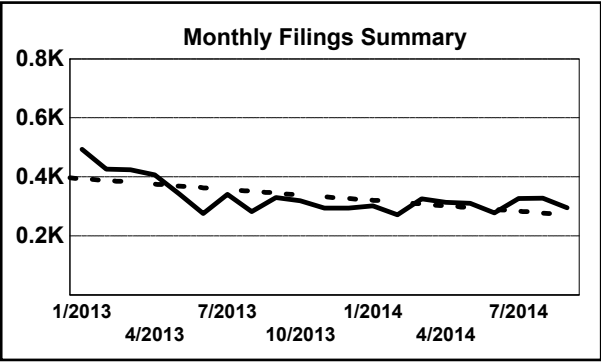


	Jan	Feb	Mar	Apr	May	Jun	Jul	Aug	Sep	Oct	Nov	Dec	Thru Sep	% Change	Trending	Total
2013	843	774	766	829	896	640	711	703	608	707	696	574	6,770			8,747
2014	721	737	797	875	763	745	788	700	762	-	-	-	6,888	1.7%	▲	6,888

		Jan	Feb	Mar	Apr	May	Jun	Jul	Aug	Sep	Oct	Nov	Dec	Thru Sep	% Change	Trending	Total
Administrative Law	2013	-	-	-	4	2	-	-	-	-	2	3	1	6			12
	2014	-	1	-	2	-	1	1	-	-	-	-	-	5	-16.7%	▼	5
Capital Murder	2013	-	-	-	4	5	-	-	-	-	-	-	-	9			9
Contested Divorce	2013	9	9	8	8	14	12	6	9	8	6	6	9	83			104
	2014	14	5	14	12	9	13	11	8	14	-	-	-	100	20.5%	▲	100
Domestic and Family - Level 1	2013	9	6	8	1	9	15	13	4	8	8	7	5	73			93
	2014	2	6	2	5	2	1	1	-	-	-	-	-	19	-74.0%	▼	19
Domestic and Family - Level 2	2013	2	4	1	5	5	4	3	4	3	11	5	5	31			52
	2014	5	9	8	8	7	9	2	5	8	-	-	-	61	96.8%	▲	61
General Civil - Level 1	2013	3	1	2	1	3	-	1	4	2	-	3	3	17			23
	2014	2	2	-	-	3	1	1	2	1	-	-	-	12	-29.4%	▼	12
General Civil - Level 2	2013	37	41	39	31	39	33	37	44	37	26	37	30	338			431
	2014	36	38	32	47	30	35	34	27	41	-	-	-	320	-5.3%	▼	320
General Civil - Level 3	2013	15	15	22	16	21	10	9	14	16	7	6	13	138			164
	2014	11	5	13	8	7	12	7	8	12	-	-	-	83	-39.9%	▼	83
Miscellaneous	2013	263	234	196	167	163	148	154	169	114	165	141	128	1,608			2,042
	2014	151	134	158	149	138	135	143	146	151	-	-	-	1,305	-18.8%	▼	1,305
Misdemeanor	2013	57	47	58	94	66	31	43	53	47	68	33	40	496			637
	2014	50	71	69	73	91	41	45	69	59	-	-	-	568	14.5%	▲	568
Non-Capital Felonies and Related Matters	2013	286	274	272	308	374	227	206	210	172	192	209	159	2,329			2,889
	2014	203	215	275	289	254	210	235	218	202	-	-	-	2,101	-9.8%	▼	2,101
Other	2013	99	83	88	103	99	101	119	114	132	140	147	105	938			1,330
	2014	135	123	144	189	150	196	142	139	156	-	-	-	1,374	46.5%	▲	1,374
Other Criminally Related Matters	2013	38	31	35	55	44	28	78	43	42	48	69	51	394			562
	2014	74	80	27	54	41	49	131	38	86	-	-	-	580	47.2%	▲	580
Probates/Wills and Trusts - Level 1	2013	1	-	1	-	-	-	3	1	3	-	1	-	9			10
	2014	2	4	2	2	-	3	3	1	2	-	-	-	19	111.1%	▲	19
Probates/Wills and Trusts - Level 2	2013	7	6	8	4	10	4	8	7	3	9	6	6	57			78
	2014	10	6	7	7	7	13	8	9	6	-	-	-	73	28.1%	▲	73
Protective Orders	2013	-	-	2	-	1	1	-	-	-	1	-	-	4			5
	2014	-	1	2	-	-	-	-	-	-	-	-	-	3	-25.0%	▼	3
Uncontested Divorce	2013	17	23	26	28	41	26	31	27	21	24	23	19	240			306
	2014	26	37	44	30	24	26	24	30	24	-	-	-	265	10.4%	▲	265

Type of Court: Circuit
Locale/Circuit: Fauquier 20
Start/End Date: Jan-13 / Sep-14
Type of Case: Filings
AVG. Month: 333
2013 AVG Month: 353
2014 AVG Month: 306
Jan-Sep 2013: 3,323
Jan-Sep 2014: 2,754
Filings Trending: Downward ▼

D
a
s
h
b
o
a
r
d



	Jan	Feb	Mar	Apr	May	Jun	Jul	Aug	Sep	Oct	Nov	Dec	Thru Sep	% Change	Trending	Total
2013	493	426	424	407	343	276	341	283	330	319	295	294	3,323			4,231
2014	302	272	326	314	311	278	327	328	296	-	-	-	2,754	-17.1%	▼	2,754

		Jan	Feb	Mar	Apr	May	Jun	Jul	Aug	Sep	Oct	Nov	Dec	Thru Sep	% Change	Trending	Total
Administrative Law	2013	-	-	-	3	-	-	1	-	1	-	1	-	5			6
	2014	1	-	1	-	1	-	1	1	-	-	-	-	5	0.0%	↔	5
Contested Divorce	2013	6	5	7	4	8	8	3	6	5	10	2	1	52			65
	2014	3	5	8	3	5	6	9	9	5	-	-	-	53	1.9%	▲	53
Domestic and Family - Level 1	2013	3	2	2	-	8	1	1	3	3	3	2	2	23			30
	2014	-	2	5	8	4	4	2	2	3	-	-	-	30	30.4%	▲	30
Domestic and Family - Level 2	2013	-	2	1	3	-	4	4	5	4	3	1	-	23			27
	2014	2	1	2	1	3	1	4	4	3	-	-	-	21	-8.7%	▼	21
General Civil - Level 1	2013	-	-	1	1	1	1	2	-	1	-	1	-	7			8
	2014	-	2	-	2	1	1	-	1	1	-	-	-	8	14.3%	▲	8
General Civil - Level 2	2013	14	15	11	24	24	10	14	16	17	13	15	18	145			191
	2014	12	5	10	18	17	16	9	9	13	-	-	-	109	-24.8%	▼	109
General Civil - Level 3	2013	9	2	6	3	8	2	3	5	10	6	6	7	48			67
	2014	2	5	8	2	5	3	9	10	3	-	-	-	47	-2.1%	▼	47
Miscellaneous	2013	312	264	243	186	131	109	111	105	116	145	124	158	1,577			2,004
	2014	150	112	148	133	104	101	101	85	105	-	-	-	1,039	-34.1%	▼	1,039
Misdemeanor	2013	34	16	18	33	15	18	33	23	31	17	26	19	221			283
	2014	16	26	27	26	24	16	31	15	19	-	-	-	200	-9.5%	▼	200
Non-Capital Felonies and Related Matters	2013	58	52	95	87	87	55	104	59	89	55	78	36	686			855
	2014	67	56	62	53	83	65	91	127	75	-	-	-	679	-1.0%	▼	679
Other	2013	34	40	27	40	44	45	43	43	32	44	24	43	348			459
	2014	30	38	31	44	32	56	46	48	51	-	-	-	376	8.0%	▲	376
Other Criminally Related Matters	2013	6	6	1	1	5	6	5	6	4	4	2	-	40			46
	2014	3	4	8	7	8	4	8	6	5	-	-	-	53	32.5%	▲	53
Probates/Wills and Trusts - Level 1	2013	-	1	-	-	-	1	-	-	1	-	-	-	3			3
	2014	-	1	-	1	-	-	-	-	-	-	-	-	2	-33.3%	▼	2
Probates/Wills and Trusts - Level 2	2013	-	2	-	1	-	2	2	1	1	1	-	-	9			10
	2014	-	1	1	2	2	-	2	2	-	-	-	-	10	11.1%	▲	10
Protective Orders	2013	4	2	3	-	2	-	3	2	-	1	-	2	16			19
	2014	1	-	-	-	1	-	1	2	-	-	-	-	5	-68.8%	▼	5
Uncontested Divorce	2013	13	17	9	21	10	14	12	9	15	17	13	8	120			158
	2014	15	14	15	14	21	5	13	7	13	-	-	-	117	-2.5%	▼	117

Type of Court: Circuit

Locale/Circuit: Loudoun 20

Start/End Date: Jan-13 / Sep-14

Type of Case: Filings

AVG. Month: 858

2013 AVG Month: 884

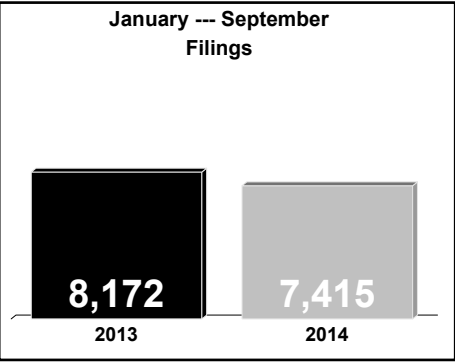
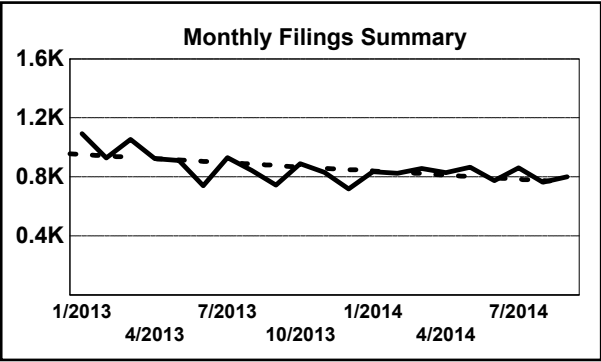
2014 AVG Month: 824

Jan-Sep 2013: 8,172

Jan-Sep 2014: 7,415

Filings Trending: Downward ▼

D
a
s
h
b
o
a
r
d



	Jan	Feb	Mar	Apr	May	Jun	Jul	Aug	Sep	Oct	Nov	Dec	Thru Sep	% Change	Trending	Total
2013	1,092	928	1,055	925	912	741	930	844	745	889	832	718	8,172			10,611
2014	836	824	858	829	866	776	861	765	800	-	-	-	7,415	-9.3%	▼	7,415

		Jan	Feb	Mar	Apr	May	Jun	Jul	Aug	Sep	Oct	Nov	Dec	Thru Sep	% Change	Trending	Total
Administrative Law	2013	4	3	-	4	1	1	2	1	2	2	-	1	18			21
	2014	2	2	-	-	1	-	3	1	-	-	-	-	9	-50.0%	▼	9
Capital Murder	2013	-	-	-	-	2	-	-	-	-	-	-	-	2			2
Contested Divorce	2013	17	23	24	17	16	12	22	23	18	24	19	15	172			230
	2014	22	15	25	25	29	16	15	15	19	-	-	-	181	5.2%	▲	181
Domestic and Family - Level 1	2013	12	20	11	24	24	9	12	21	5	7	16	17	138			178
	2014	18	12	26	7	4	20	4	4	6	-	-	-	101	-26.8%	▼	101
Domestic and Family - Level 2	2013	14	8	16	9	13	13	7	6	11	12	15	10	97			134
	2014	8	13	11	16	15	16	14	15	7	-	-	-	115	18.6%	▲	115
General Civil - Level 1	2013	3	-	5	2	1	1	1	1	-	-	2	1	14			17
	2014	2	1	3	1	3	-	1	5	4	-	-	-	20	42.9%	▲	20
General Civil - Level 2	2013	37	42	52	47	38	30	51	47	33	63	36	48	377			524
	2014	51	39	35	53	55	47	39	30	42	-	-	-	391	3.7%	▲	391
General Civil - Level 3	2013	29	23	38	27	30	28	23	31	29	24	29	29	258			340
	2014	19	16	26	48	27	27	24	23	20	-	-	-	230	-10.9%	▼	230
Miscellaneous	2013	742	560	577	503	451	352	448	383	386	420	414	391	4,402			5,627
	2014	451	382	440	397	364	352	391	385	386	-	-	-	3,548	-19.4%	▼	3,548
Misdemeanor	2013	48	31	36	30	43	40	42	46	44	37	57	29	360			483
	2014	46	45	56	28	69	50	70	50	38	-	-	-	452	25.6%	▲	452
Non-Capital Felonies and Related Matters	2013	87	64	118	113	157	108	154	127	100	136	120	72	1,028			1,356
	2014	86	157	78	108	149	100	166	101	139	-	-	-	1,084	5.4%	▲	1,084
Other	2013	36	45	44	37	36	50	44	47	30	34	37	31	369			471
	2014	44	71	43	35	31	45	31	29	38	-	-	-	367	-0.5%	▼	367
Other Criminally Related Matters	2013	18	44	52	36	23	31	49	27	25	62	41	24	305			432
	2014	19	17	34	44	39	41	30	49	40	-	-	-	313	2.6%	▲	313
Probates/Wills and Trusts - Level 1	2013	-	1	-	-	-	1	1	-	1	1	1	1	4			7
	2014	-	-	-	-	-	1	1	-	-	-	-	-	2	-50.0%	▼	2
Probates/Wills and Trusts - Level 2	2013	4	5	15	9	12	10	16	8	7	6	4	8	86			104
	2014	6	8	12	7	9	7	8	15	7	-	-	-	79	-8.1%	▼	79
Uncontested Divorce	2013	41	59	67	67	65	55	58	76	54	61	41	41	542			685
	2014	62	46	69	60	71	54	64	43	54	-	-	-	523	-3.5%	▼	523

Type of Court: Circuit

Locale/Circuit: Rappahannock 20

Start/End Date: Jan-13 / Sep-14

Type of Case: Filings

AVG. Month: 39

2013 AVG Month: 45

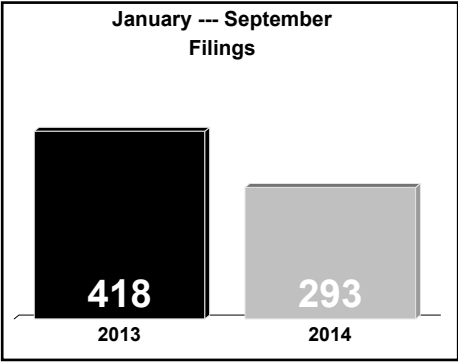
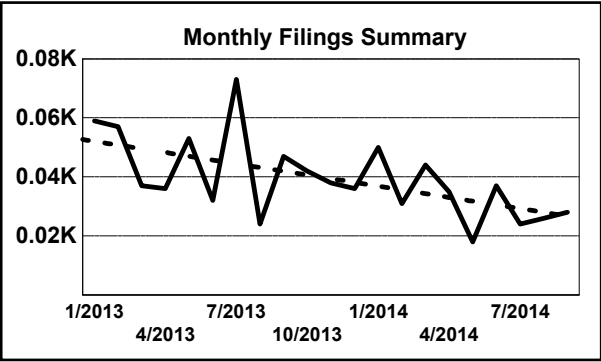
2014 AVG Month: 33

Jan-Sep 2013: 418

Jan-Sep 2014: 293

Filings Trending: Downward ▼

D
a
s
h
b
o
a
r
d



	Jan	Feb	Mar	Apr	May	Jun	Jul	Aug	Sep	Oct	Nov	Dec	Thru Sep	% Change	Trending	Total
2013	59	57	37	36	53	32	73	24	47	42	38	36	418			534
2014	50	31	44	35	18	37	24	26	28	-	-	-	293	-29.9%	▼	293

		Jan	Feb	Mar	Apr	May	Jun	Jul	Aug	Sep	Oct	Nov	Dec	Thru Sep	% Change	Trending	Total
Administrative Law	2013	-	-	-	-	-	-	-	-	-	-	1	-	0			1
Contested Divorce	2013	2	1	-	1	-	2	1	-	-	-	1	-	7	0.0%	↔	8
	2014	1	-	-	1	-	-	-	1	-	-	-	-	3	-57.1%	▼	3
Domestic and Family - Level 1	2013	-	3	1	-	-	-	6	1	-	1	-	-	11			12
	2014	-	-	-	-	-	1	-	-	-	-	-	-	1	-90.9%	▼	1
Domestic and Family - Lev	2014	-	-	-	-	-	-	1	-	-	-	-	-	1			1
General Civil - Level 1	2013	-	-	-	-	-	-	1	-	-	-	-	-	1			1
General Civil - Level 2	2013	-	6	1	-	4	-	3	1	2	-	1	1	17			19
	2014	2	-	-	3	1	-	1	2	-	-	-	-	9	-47.1%	▼	9
General Civil - Level 3	2013	-	1	1	2	2	3	1	-	1	-	1	2	11			14
	2014	-	-	-	-	1	-	1	1	-	-	-	-	3	-72.7%	▼	3
Miscellaneous	2013	36	30	9	17	20	6	14	10	12	15	11	11	154			191
	2014	16	18	18	20	8	20	14	13	10	-	-	-	137	-11.0%	▼	137
Misdemeanor	2013	4	4	4	3	6	3	1	2	2	9	2	5	29			45
	2014	3	3	3	5	-	8	1	2	2	-	-	-	27	-6.9%	▼	27
Non-Capital Felonies and Related Matters	2013	5	2	5	-	6	9	40	-	19	3	5	3	86			97
	2014	8	1	9	1	5	-	2	2	15	-	-	-	43	-50.0%	▼	43
Other	2013	10	10	14	7	12	8	6	8	10	11	16	12	85			124
	2014	20	8	12	5	3	4	-	5	-	-	-	-	57	-32.9%	▼	57
Other Criminally Related Matters	2013	1	-	1	4	1	1	-	-	1	-	-	1	9			10
	2014	-	1	-	-	-	3	-	-	1	-	-	-	5	-44.4%	▼	5
Probates/Wills and Trusts	2013	-	-	-	1	-	-	-	1	-	-	-	-	2			2
Probates/Wills and Trusts	2014	-	-	1	-	-	-	-	-	-	-	-	-	1			1
Uncontested Divorce	2013	1	-	1	1	2	-	-	1	-	3	-	1	6			10
	2014	-	-	1	-	-	1	4	-	-	-	-	-	6	0.0%	↔	6

Type of Court: Circuit

Locale/Circuit: Henry 21

Start/End Date: Jan-13 / Sep-14

Type of Case: Filings

AVG. Month: 311

2013 AVG Month: 297

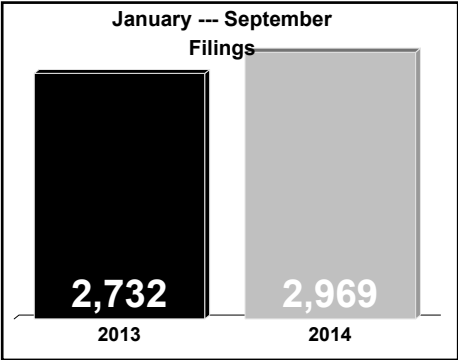
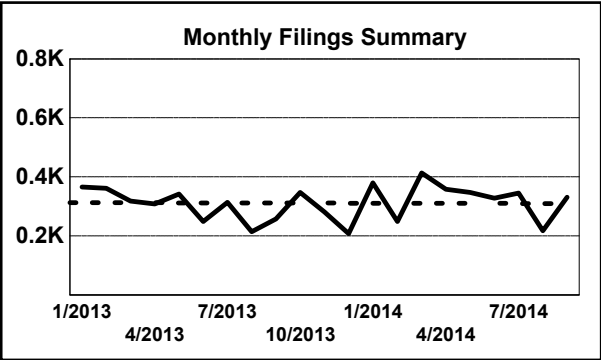
2014 AVG Month: 330

Jan-Sep 2013: 2,732

Jan-Sep 2014: 2,969

Filings Trending: Upward ▲

D
a
s
h
b
o
a
r
d



	Jan	Feb	Mar	Apr	May	Jun	Jul	Aug	Sep	Oct	Nov	Dec	Thru Sep	% Change	Trending	Total
2013	366	362	318	309	342	249	314	214	258	348	281	208	2,732			3,569
2014	380	249	413	358	347	328	345	218	331	-	-	-	2,969	8.7%	▲	2,969

		Jan	Feb	Mar	Apr	May	Jun	Jul	Aug	Sep	Oct	Nov	Dec	Thru Sep	% Change	Trending	Total
Administrative Law	2013	-	-	-	-	-	-	-	-	-	-	1	-	0			1
	2014	-	2	-	-	1	-	1	-	-	-	-	-	4	0.0%	↔	4
Contested Divorce	2013	3	3	9	5	2	4	6	3	8	7	5	5	43			60
	2014	6	6	8	6	2	4	8	8	4	-	-	-	52	20.9%	▲	52
Domestic and Family - Level 1	2013	5	3	-	2	2	6	6	3	5	4	3	4	32			43
	2014	13	1	5	6	3	3	4	4	4	-	-	-	43	34.4%	▲	43
Domestic and Family - Level 2	2013	5	4	1	1	2	3	5	-	3	1	-	-	24			25
	2014	1	-	-	2	3	-	1	3	2	-	-	-	12	-50.0%	▼	12
General Civil - Level 1	2013	2	-	1	2	-	-	-	2	-	1	1	1	7			10
	2014	2	-	-	-	-	-	-	-	-	-	-	-	2	-71.4%	▼	2
General Civil - Level 2	2013	3	7	6	5	9	6	8	10	6	10	1	5	60			76
	2014	7	3	7	6	5	4	4	17	7	-	-	-	60	0.0%	↔	60
General Civil - Level 3	2013	-	3	4	3	2	5	3	3	1	3	10	8	24			45
	2014	5	4	17	9	1	1	2	2	2	-	-	-	43	79.2%	▲	43
Miscellaneous	2013	184	159	52	132	144	112	64	63	85	81	43	43	995			1,162
	2014	132	99	118	111	78	100	97	48	69	-	-	-	852	-14.4%	▼	852
Misdemeanor	2013	44	44	37	42	34	36	45	32	40	50	28	44	354			476
	2014	36	39	35	54	46	44	52	30	28	-	-	-	364	2.8%	▲	364
Non-Capital Felonies and Related Matters	2013	77	96	155	75	110	56	87	64	75	71	152	47	795			1,065
	2014	139	56	122	72	175	66	133	52	166	-	-	-	981	23.4%	▲	981
Other	2013	31	14	19	14	16	7	70	10	21	97	17	21	202			337
	2014	16	24	69	73	16	82	23	28	29	-	-	-	360	78.2%	▲	360
Other Criminally Related Matters	2013	4	7	4	8	7	5	2	9	1	9	9	17	47			82
	2014	11	1	7	8	3	9	5	3	6	-	-	-	53	12.8%	▲	53
Probates/Wills and Trusts - Level 1	2013	-	2	-	1	1	-	-	-	-	-	-	-	4			4
	2014	1	-	-	-	-	-	-	-	-	-	-	-	1	-75.0%	▼	1
Probates/Wills and Trusts - Level 2	2013	-	-	1	2	-	-	-	2	1	1	2	2	6			11
	2014	1	1	3	1	1	-	-	2	2	-	-	-	11	83.3%	▲	11
Protective Orders	2013	-	1	-	-	-	-	-	-	-	-	-	-	1			1
Uncontested Divorce	2013	8	19	29	17	13	9	18	13	12	13	9	11	138			171
	2014	10	13	22	10	13	15	15	21	12	-	-	-	131	-5.1%	▼	131

Type of Court: Circuit

Locale/Circuit: Patrick 21

Start/End Date: Jan-13 / Sep-14

Type of Case: Filings

AVG. Month: 127

2013 AVG Month: 117

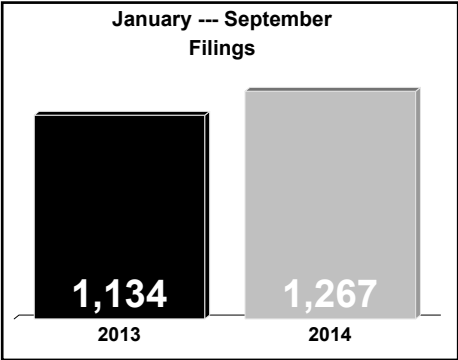
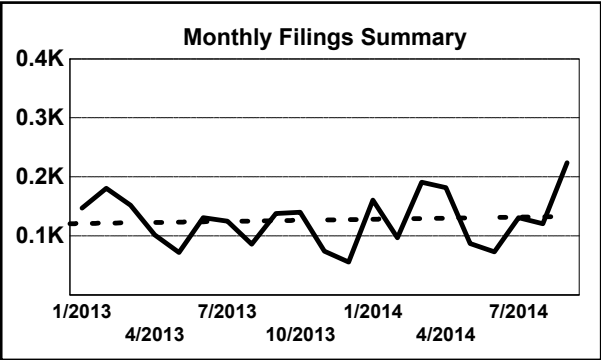
2014 AVG Month: 141

Jan-Sep 2013: 1,134

Jan-Sep 2014: 1,267

Filings Trending: Upward ▲

D
a
s
h
b
o
a
r
d

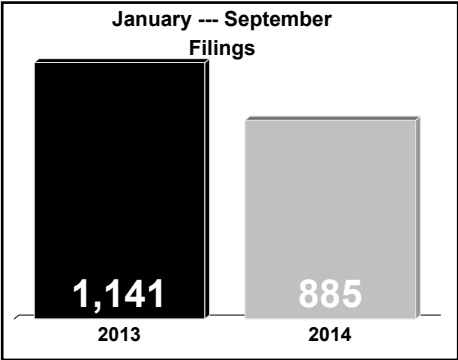
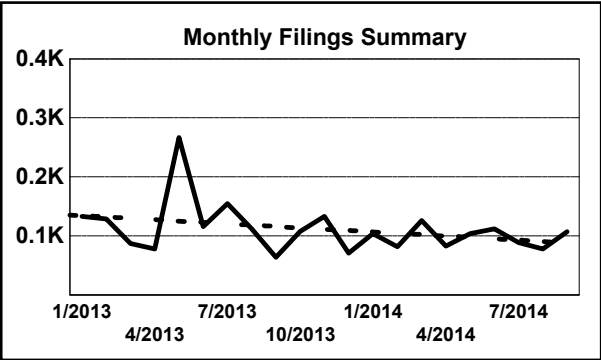


	Jan	Feb	Mar	Apr	May	Jun	Jul	Aug	Sep	Oct	Nov	Dec	Thru Sep	% Change	Trending	Total
2013	147	181	152	102	72	131	125	86	138	140	74	56	1,134			1,404
2014	161	97	191	182	87	73	131	121	224	-	-	-	1,267	11.7%	▲	1,267

		Jan	Feb	Mar	Apr	May	Jun	Jul	Aug	Sep	Oct	Nov	Dec	Thru Sep	% Change	Trending	Total
Administrative Law	2013	-	-	-	-	-	-	-	-	1	-	-	-	1			1
Contested Divorce	2013	5	2	4	3	-	2	2	1	-	1	1	2	19			23
	2014	-	5	2	2	-	2	1	1	-	-	-	-	13	-31.6%	▼	13
Domestic and Family - Level 1	2013	-	1	-	-	-	1	4	2	-	3	-	-	8			11
	2014	-	2	-	11	6	2	-	-	-	-	-	-	21	162.5%	▲	21
Domestic and Family - Level 2	2013	-	-	1	-	1	-	-	1	-	-	1	-	3			4
	2014	-	-	-	1	1	1	-	1	-	-	-	-	4	33.3%	▲	4
General Civil - Level 2	2013	3	1	1	2	2	1	2	1	2	3	3	2	15			23
	2014	1	-	-	3	3	2	-	6	-	-	-	-	15	0.0%	↔	15
General Civil - Level 3	2013	-	2	2	-	2	1	-	1	-	2	1	5	8			16
	2014	1	-	-	2	1	-	-	-	-	-	-	-	4	-50.0%	▼	4
Miscellaneous	2013	51	85	72	40	48	63	33	34	49	34	22	29	475			560
	2014	54	32	34	56	30	5	36	62	58	-	-	-	367	-22.7%	▼	367
Misdemeanor	2013	21	13	11	14	1	21	27	16	15	35	7	3	139			184
	2014	36	14	29	27	9	14	18	15	8	-	-	-	170	22.3%	▲	170
Non-Capital Felonies and Related Matters	2013	42	71	56	32	8	37	49	15	68	40	28	13	378			459
	2014	48	32	116	54	33	42	50	18	151	-	-	-	544	43.9%	▲	544
Other Criminally Related Matters	2013	20	3	-	2	3	-	5	12	-	12	10	-	45			67
	2014	19	7	-	21	-	-	22	10	-	-	-	-	79	75.6%	▲	79
Probates/Wills and Trusts	2013	-	-	-	-	-	-	-	-	-	1	1	-	0			2
Probates/Wills and Trusts - Level 2	2013	1	-	-	3	-	-	-	-	-	-	-	-	4	0.0%	↔	4
	2014	-	-	-	-	-	-	-	1	-	-	-	-	1	-75.0%	▼	1
Protective Orders	2014	-	-	-	-	-	-	-	2	-	-	-	-	2			2
Uncontested Divorce	2013	4	3	5	6	7	5	3	3	3	9	-	2	39			50
	2014	2	5	10	5	4	5	4	5	7	-	-	-	47	20.5%	▲	47

Type of Court: Circuit
Locale/Circuit: Martinsville 21
Start/End Date: Jan-13 / Sep-14
Type of Case: Filings
AVG. Month: 111
2013 AVG Month: 121
2014 AVG Month: 98
Jan-Sep 2013: 1,141
Jan-Sep 2014: 885
Filings Trending: Downward ▼

D
a
s
h
b
o
a
r
d

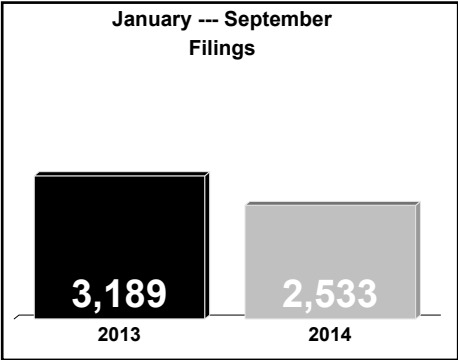
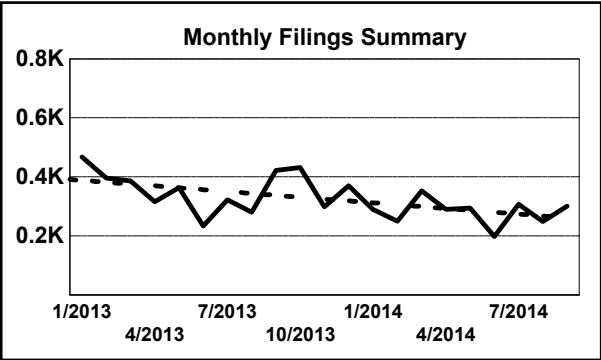


	Jan	Feb	Mar	Apr	May	Jun	Jul	Aug	Sep	Oct	Nov	Dec	Thru Sep	% Change	Trending	Total
2013	133	129	87	78	267	116	155	112	64	108	133	71	1,141			1,453
2014	104	82	126	83	104	112	89	78	107	-	-	-	885	-22.4%	▼	885

		Jan	Feb	Mar	Apr	May	Jun	Jul	Aug	Sep	Oct	Nov	Dec	Thru Sep	% Change	Trending	Total
Administrative Law	2014	-	-	-	1	-	-	-	1	-	-	-	-	2			2
Contested Divorce	2013	-	1	1	2	2	1	-	1	-	3	-	-	8			11
	2014	-	-	2	-	1	2	1	-	-	-	-	-	6	-25.0%	▼	6
Domestic and Family - Lev	2013	1	8	2	-	4	-	-	9	-	-	-	-	24			24
Domestic and Family - Lev	2013	-	-	-	-	1	-	-	-	-	-	-	1	1			2
General Civil - Level 1	2013	-	1	3	-	2	-	-	-	-	-	-	2	6			8
	2014	-	1	1	-	-	-	-	-	-	-	-	-	2	-66.7%	▼	2
General Civil - Level 2	2013	3	4	3	2	5	7	2	1	6	3	-	1	33			37
	2014	2	1	8	3	5	3	1	1	3	-	-	-	27	-18.2%	▼	27
General Civil - Level 3	2013	3	1	3	1	4	1	1	1	4	2	-	1	19			22
	2014	5	1	3	1	1	1	2	1	4	-	-	-	19	0.0%	↔	19
Miscellaneous	2013	21	26	25	16	14	10	18	11	11	12	9	7	152			180
	2014	16	19	23	16	20	14	16	16	16	-	-	-	156	2.6%	▲	156
Misdemeanor	2013	28	18	17	15	39	23	10	24	5	22	16	21	179			238
	2014	20	8	8	20	15	26	6	12	29	-	-	-	144	-19.6%	▼	144
Non-Capital Felonies and Related Matters	2013	52	57	19	21	181	45	101	40	24	45	97	28	540			710
	2014	38	40	55	20	50	42	47	37	35	-	-	-	364	-32.6%	▼	364
Other	2013	18	6	11	19	6	21	21	15	12	17	8	5	129			159
	2014	17	7	18	10	6	10	12	5	12	-	-	-	97	-24.8%	▼	97
Other Criminally Related Matters	2013	6	2	-	1	7	6	2	9	1	3	2	4	34			43
	2014	4	2	6	7	4	13	1	3	7	-	-	-	47	38.2%	▲	47
Probates/Wills and Trusts - Level 2	2013	-	2	-	-	1	-	-	1	-	1	1	1	4			7
	2014	1	1	-	1	-	-	1	-	-	-	-	-	4	0.0%	↔	4
Uncontested Divorce	2013	1	3	3	1	1	2	-	-	1	-	-	-	12			12
	2014	1	2	2	4	2	1	2	2	1	-	-	-	17	41.7%	▲	17

Type of Court: Circuit
Locale/Circuit: Franklin County 22
Start/End Date: Jan-13 / Sep-14
Type of Case: Filings
AVG. Month: 325
2013 AVG Month: 358
2014 AVG Month: 281
Jan-Sep 2013: 3,189
Jan-Sep 2014: 2,533
Filings Trending: Downward ▼

D
a
s
h
b
o
a
r
d



	Jan	Feb	Mar	Apr	May	Jun	Jul	Aug	Sep	Oct	Nov	Dec	Thru Sep	% Change	Trending	Total
2013	468	396	386	316	364	234	323	280	422	432	299	370	3,189			4,290
2014	290	250	353	290	294	198	308	249	301	-	-	-	2,533	-20.6%	▼	2,533

		Jan	Feb	Mar	Apr	May	Jun	Jul	Aug	Sep	Oct	Nov	Dec	Thru Sep	% Change	Trending	Total
Administrative Law	2013	-	-	-	-	-	-	-	-	-	1	-	-	0			1
	2014	1	-	2	-	-	-	-	-	-	-	-	-	3	0.0%	↔	3
Contested Divorce	2013	8	1	5	7	3	8	4	6	12	6	4	6	54	7.4%	▲	70
	2014	6	10	6	10	9	2	6	3	6	-	-	-	58			58
Domestic and Family - Level 1	2013	21	2	8	5	2	3	10	8	10	2	9	7	69			87
	2014	17	7	5	2	6	2	9	1	9	-	-	-	58	-15.9%	▼	58
Domestic and Family - Level 2	2013	2	2	-	-	2	1	4	3	1	3	3	-	15			21
	2014	2	1	4	1	4	5	4	1	4	-	-	-	26	73.3%	▲	26
General Civil - Level 1	2013	-	-	-	-	-	-	-	2	-	-	-	2	2			4
	2014	1	-	1	-	1	1	-	-	1	-	-	-	5	150.0%	▲	5
General Civil - Level 2	2013	13	8	11	13	10	5	7	9	10	7	5	9	86			107
	2014	10	8	12	6	13	7	8	11	9	-	-	-	84	-2.3%	▼	84
General Civil - Level 3	2013	12	4	7	5	12	5	6	3	1	5	3	2	55			65
	2014	16	6	5	5	5	13	8	8	5	-	-	-	71	29.1%	▲	71
Miscellaneous	2013	227	189	177	152	114	72	93	86	100	112	115	105	1,210			1,542
	2014	133	109	127	101	81	64	98	54	102	-	-	-	869	-28.2%	▼	869
Misdemeanor	2013	44	36	46	33	55	53	67	53	74	107	59	74	461			701
	2014	31	22	61	46	71	24	22	88	62	-	-	-	427	-7.4%	▼	427
Non-Capital Felonies and Related Matters	2013	118	132	106	80	151	77	113	97	196	172	82	153	1,070			1,477
	2014	58	60	109	97	83	62	117	63	78	-	-	-	727	-32.1%	▼	727
Other	2013	1	-	2	-	-	-	1	-	-	2	-	-	4			6
	2014	3	-	-	1	2	2	6	1	4	-	-	-	19	375.0%	▲	19
Other Criminally Related Matters	2013	5	5	1	5	2	4	5	1	4	3	5	-	32			40
	2014	3	3	2	4	5	2	2	2	2	-	-	-	25	-21.9%	▼	25
Probates/Wills and Trusts - Level 2	2013	3	1	2	1	1	1	1	1	2	2	4	1	13			20
	2014	-	1	2	-	-	1	1	3	2	-	-	-	10	-23.1%	▼	10
Uncontested Divorce	2013	14	16	21	15	12	5	12	11	12	10	10	11	118			149
	2014	9	23	17	17	14	13	27	14	17	-	-	-	151	28.0%	▲	151

Type of Court: Circuit

Locale/Circuit: Pittsylvania 22

Start/End Date: Jan-13 / Sep-14

Type of Case: Filings

AVG. Month: 325

2013 AVG Month: 347

2014 AVG Month: 295

Jan-Sep 2013: 3,165

Jan-Sep 2014: 2,658

Filings Trending: Downward ▼

D

a

s

h

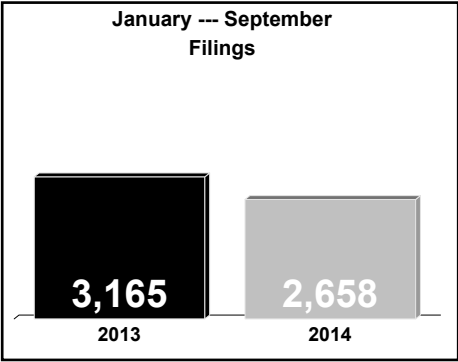
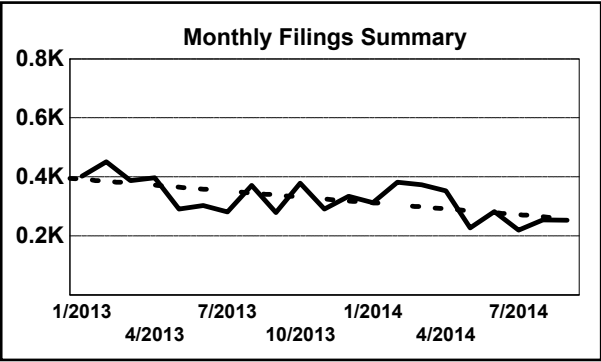
b

o

a

r

d



	Jan	Feb	Mar	Apr	May	Jun	Jul	Aug	Sep	Oct	Nov	Dec	Thru Sep	% Change	Trending	Total
2013	403	451	388	397	291	303	282	371	279	379	291	334	3,165			4,169
2014	313	382	373	353	227	283	220	254	253	-	-	-	2,658	-16.0%	▼	2,658

		Jan	Feb	Mar	Apr	May	Jun	Jul	Aug	Sep	Oct	Nov	Dec	Thru Sep	% Change	Trending	Total
Administrative Law	2013	-	-	1	-	-	-	2	1	-	-	-	-	4			4
	2014	-	1	-	-	-	-	-	-	1	-	-	-	2	-50.0%	▼	2
Contested Divorce	2013	8	8	6	11	9	4	10	8	11	4	6	4	75			89
	2014	3	8	8	6	9	8	4	3	10	-	-	-	59	-21.3%	▼	59
Domestic and Family - Level 1	2013	6	-	-	14	10	-	16	12	4	5	-	10	62			77
	2014	23	6	21	2	1	13	6	28	-	-	-	-	100	61.3%	▲	100
Domestic and Family - Level 2	2013	1	1	2	1	3	2	1	3	1	-	1	2	15			18
	2014	1	3	4	1	-	2	3	1	3	-	-	-	18	20.0%	▲	18
General Civil - Level 1	2013	1	1	-	-	-	-	-	-	-	1	-	1	2			4
	2014	1	-	-	-	-	-	-	1	-	-	-	-	2	0.0%	↔	2
General Civil - Level 2	2013	6	5	5	6	11	6	7	3	4	5	8	4	53			70
	2014	4	5	3	8	5	2	7	7	3	-	-	-	44	-17.0%	▼	44
General Civil - Level 3	2013	4	1	-	1	3	3	3	5	3	16	4	1	23			44
	2014	6	12	3	1	3	2	4	1	3	-	-	-	35	52.2%	▲	35
Miscellaneous	2013	270	285	210	143	125	75	106	94	137	144	140	158	1,445			1,887
	2014	181	163	187	137	123	69	90	80	105	-	-	-	1,135	-21.5%	▼	1,135
Misdemeanor	2013	13	27	21	23	21	37	11	21	19	42	14	34	193			283
	2014	14	25	21	31	9	30	16	26	13	-	-	-	185	-4.1%	▼	185
Non-Capital Felonies and Related Matters	2013	33	71	62	139	53	119	59	163	51	110	37	81	750			978
	2014	34	111	77	118	32	97	39	52	63	-	-	-	623	-16.9%	▼	623
Other	2013	40	28	41	41	32	30	40	32	33	34	63	23	317			437
	2014	32	29	32	28	23	33	30	34	32	-	-	-	273	-13.9%	▼	273
Other Criminally Related Matters	2013	2	4	4	3	4	2	7	4	1	9	2	5	31			47
	2014	-	2	2	3	1	2	4	4	3	-	-	-	21	-32.3%	▼	21
Probates/Wills and Trusts	2014	1	-	-	-	-	-	-	-	-	-	-	-	1			1
Probates/Wills and Trusts - Level 2	2013	1	-	-	2	-	-	-	-	-	-	-	-	3			3
	2014	-	2	-	-	2	4	2	2	1	-	-	-	13	333.3%	▲	13
Uncontested Divorce	2013	18	20	36	13	20	25	20	25	15	9	16	11	192			228
	2014	13	15	15	18	19	21	15	15	16	-	-	-	147	-23.4%	▼	147

Type of Court: Circuit

Locale/Circuit: Danville 22

Start/End Date: Jan-13 / Sep-14

Type of Case: Filings

AVG. Month: 371

2013 AVG Month: 367

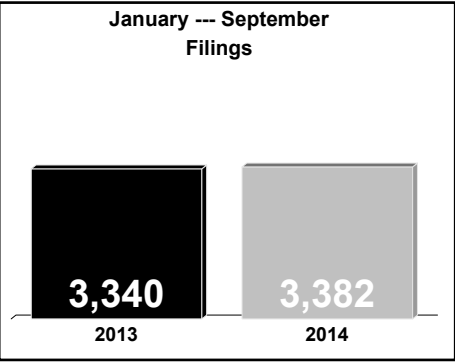
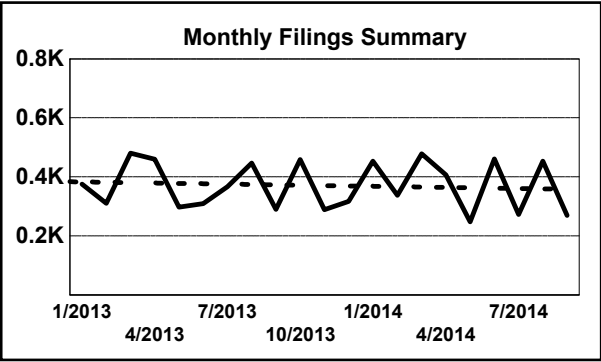
2014 AVG Month: 376

Jan-Sep 2013: 3,340

Jan-Sep 2014: 3,382

Filings Trending: Steady ↔

D
a
s
h
b
o
a
r
d



	Jan	Feb	Mar	Apr	May	Jun	Jul	Aug	Sep	Oct	Nov	Dec	Thru Sep	% Change	Trending	Total
2013	376	311	481	460	298	310	367	447	290	459	289	317	3,340			4,405
2014	454	338	478	407	248	461	273	453	270	-	-	-	3,382	1.3%	▲	3,382

		Jan	Feb	Mar	Apr	May	Jun	Jul	Aug	Sep	Oct	Nov	Dec	Thru Sep	% Change	Trending	Total
Administrative Law	2013	-	1	-	1	-	-	-	-	-	-	-	-	2			2
	2014	-	1	1	-	-	-	2	-	2	-	-	-	6	200.0%	▲	6
Capital Murder	2013	-	-	-	-	-	-	-	-	-	-	-	2	0			2
	2014	1	-	-	-	-	-	-	-	-	-	-	-	1	0.0%	↔	1
Contested Divorce	2013	2	1	2	1	3	1	2	2	2	-	6	-	16			22
	2014	2	6	4	4	6	1	4	5	4	-	-	-	36	125.0%	▲	36
Domestic and Family - Level 1	2013	9	5	6	9	2	3	9	20	6	9	6	3	69			87
	2014	2	15	2	8	6	8	2	9	6	-	-	-	58	-15.9%	▼	58
Domestic and Family - Level 2	2013	-	1	2	-	-	1	5	2	3	6	1	6	14			27
	2014	5	3	6	7	2	3	3	-	4	-	-	-	33	135.7%	▲	33
General Civil - Level 1	2013	-	-	-	-	-	-	1	1	-	-	2	-	2			4
General Civil - Level 2	2013	5	3	10	10	5	6	6	9	7	1	4	1	61			67
	2014	7	5	6	7	8	5	6	5	7	-	-	-	56	-8.2%	▼	56
General Civil - Level 3	2013	10	3	4	10	6	5	2	1	2	5	6	8	43			62
	2014	3	4	5	4	3	3	7	12	17	-	-	-	58	34.9%	▲	58
Miscellaneous	2013	100	68	110	51	64	50	28	36	66	37	48	28	573			686
	2014	62	76	72	47	33	60	50	34	36	-	-	-	470	-18.0%	▼	470
Misdemeanor	2013	64	95	116	179	67	94	76	148	32	123	63	145	871			1,202
	2014	67	97	88	144	48	128	49	110	55	-	-	-	786	-9.8%	▼	786
Non-Capital Felonies and Related Matters	2013	170	113	216	180	136	137	218	211	152	255	143	116	1,533			2,047
	2014	289	113	268	169	121	234	134	264	129	-	-	-	1,721	12.3%	▲	1,721
Other	2013	5	-	-	-	1	1	-	1	1	-	-	-	9			9
	2014	-	-	-	-	-	1	2	1	3	-	-	-	7	-22.2%	▼	7
Other Criminally Related Matters	2013	5	11	7	12	8	8	15	8	9	13	6	5	83			107
	2014	7	11	8	7	10	10	10	9	1	-	-	-	73	-12.0%	▼	73
Probates/Wills and Trusts - Level 2	2013	-	1	1	1	3	1	-	-	-	2	-	1	7			10
	2014	2	-	1	-	-	1	1	-	-	-	-	-	5	-28.6%	▼	5
Protective Orders	2013	-	-	-	-	-	-	-	1	2	1	-	-	3			4
	2014	-	-	-	-	1	-	-	-	-	-	-	-	1	-66.7%	▼	1
Uncontested Divorce	2013	6	9	7	6	3	3	5	7	8	7	4	2	54			67
	2014	7	7	17	10	10	7	3	4	6	-	-	-	71	31.5%	▲	71

Type of Court: Circuit

Locale/Circuit: Roanoke County 23

Start/End Date: Jan-13 / Sep-14

Type of Case: Filings

AVG. Month: 402

2013 AVG Month: 416

2014 AVG Month: 385

Jan-Sep 2013: 3,917

Jan-Sep 2014: 3,462

Filings Trending: Downward ▼

D

a

s

h

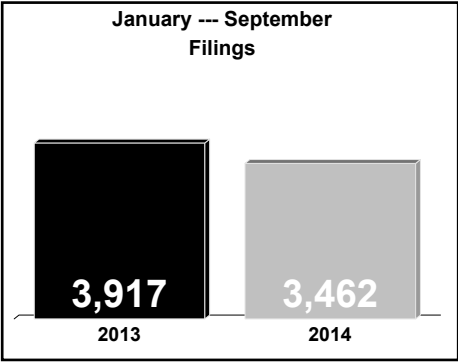
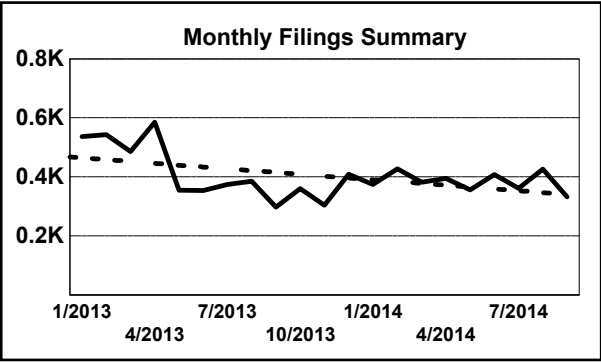
b

o

a

r

d



	Jan	Feb	Mar	Apr	May	Jun	Jul	Aug	Sep	Oct	Nov	Dec	Thru Sep	% Change	Trending	Total
2013	537	543	486	585	355	354	374	385	298	360	304	409	3,917			4,990
2014	375	427	382	395	356	408	361	426	332	-	-	-	3,462	-11.6%	▼	3,462

		Jan	Feb	Mar	Apr	May	Jun	Jul	Aug	Sep	Oct	Nov	Dec	Thru Sep	% Change	Trending	Total
Administrative Law	2013	-	1	-	-	-	1	-	-	1	-	-	1	3			4
	2014	-	1	-	1	-	1	1	1	-	-	-	-	5	66.7%	▲	5
Capital Murder	2014	-	-	-	-	-	-	-	-	1	-	-	-	1			1
Contested Divorce	2013	13	15	15	15	9	11	8	7	8	15	8	5	101			129
	2014	7	12	16	17	7	12	13	11	18	-	-	-	113	11.9%	▲	113
Domestic and Family - Level 1	2013	10	3	3	12	8	8	9	15	10	11	5	16	78			110
	2014	10	20	6	8	14	11	9	16	11	-	-	-	105	34.6%	▲	105
Domestic and Family - Level 2	2013	1	5	1	4	4	8	1	5	4	7	8	-	33			48
	2014	3	3	5	4	2	5	6	5	3	-	-	-	36	9.1%	▲	36
General Civil - Level 1	2013	1	-	1	1	-	-	1	-	1	2	1	-	5			8
	2014	1	-	1	-	-	-	-	-	-	-	-	-	2	-60.0%	▼	2
General Civil - Level 2	2013	5	13	14	13	14	7	16	14	8	13	2	13	104			132
	2014	14	6	9	9	9	14	16	10	7	-	-	-	94	-9.6%	▼	94
General Civil - Level 3	2013	4	5	1	8	22	13	9	5	2	13	3	1	69			86
	2014	8	5	7	4	25	5	4	2	2	-	-	-	62	-10.1%	▼	62
Miscellaneous	2013	358	280	245	188	159	114	140	176	144	155	162	200	1,804			2,321
	2014	211	183	197	156	129	141	129	158	121	-	-	-	1,425	-21.0%	▼	1,425
Misdemeanor	2013	25	56	28	51	30	36	44	39	29	21	21	32	338			412
	2014	27	30	31	36	35	29	31	44	28	-	-	-	291	-13.9%	▼	291
Non-Capital Felonies and Related Matters	2013	81	137	139	248	72	111	98	92	55	94	62	112	1,033			1,301
	2014	60	125	79	121	91	151	108	138	86	-	-	-	959	-7.2%	▼	959
Other	2013	1	1	5	4	2	4	3	2	2	-	3	1	24			28
	2014	1	3	2	2	-	-	3	3	4	-	-	-	18	-25.0%	▼	18
Other Criminally Related Matters	2013	8	11	6	5	12	13	7	5	10	5	13	8	77			103
	2014	8	11	7	8	10	8	10	16	15	-	-	-	93	20.8%	▲	93
Probates/Wills and Trusts - Level 1	2013	1	-	-	-	-	1	-	-	1	-	-	-	3			3
	2014	-	1	1	-	-	-	-	1	-	-	-	-	3	0.0%	↔	3
Probates/Wills and Trusts - Level 2	2013	4	3	3	8	4	5	9	2	4	1	3	5	42			51
	2014	1	8	3	5	15	5	5	5	9	-	-	-	56	33.3%	▲	56
Uncontested Divorce	2013	25	13	25	28	19	22	29	23	19	23	13	15	203			254
	2014	24	19	18	24	19	26	26	16	27	-	-	-	199	-2.0%	▼	199

Type of Court: Circuit

Locale/Circuit: Roanoke 23

Start/End Date: Jan-13 / Sep-14

Type of Case: Filings

AVG. Month: 472

2013 AVG Month: 477

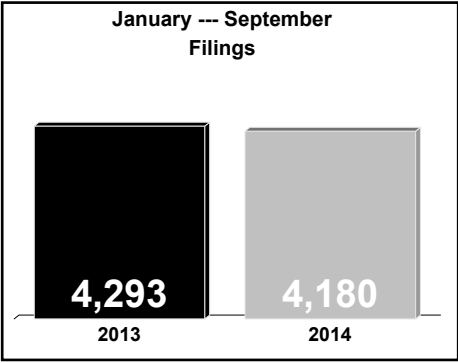
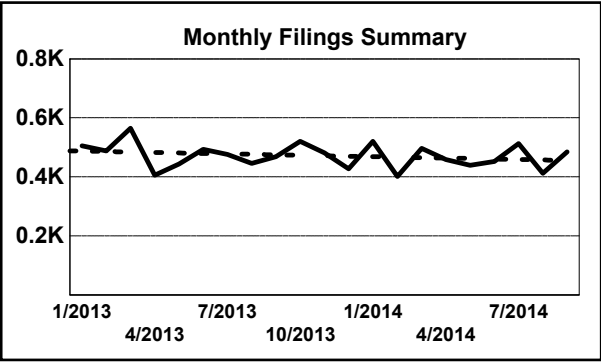
2014 AVG Month: 464

Jan-Sep 2013: 4,293

Jan-Sep 2014: 4,180

Filings Trending: Downward ▼

D
a
s
h
b
o
a
r
d



	Jan	Feb	Mar	Apr	May	Jun	Jul	Aug	Sep	Oct	Nov	Dec	Thru Sep	% Change	Trending	Total
2013	505	488	565	406	444	494	476	446	469	521	482	428	4,293			5,724
2014	521	402	497	459	439	452	513	412	485	-	-	-	4,180	-2.6%	▼	4,180

		Jan	Feb	Mar	Apr	May	Jun	Jul	Aug	Sep	Oct	Nov	Dec	Thru Sep	% Change	Trending	Total
Administrative Law	2013	-	-	1	1	-	-	-	-	1	-	-	-	3			3
	2014	-	1	1	-	-	1	-	-	1	-	-	-	4	33.3%	▲	4
Capital Murder	2013	-	-	-	-	-	-	-	-	-	-	1	-	0	0.0%	↔	1
Contested Divorce	2013	15	13	6	16	11	13	11	5	14	8	17	12	104	12.5%	▲	141
	2014	12	10	16	14	13	13	15	14	10	-	-	-	117			117
Domestic and Family - Level 1	2013	3	8	15	10	17	30	17	29	27	14	28	15	156			213
	2014	25	17	18	26	16	14	24	8	5	-	-	-	153	-1.9%	▼	153
Domestic and Family - Level 2	2013	-	4	5	4	4	4	4	1	3	5	-	1	29			35
	2014	1	5	5	2	2	3	4	4	11	-	-	-	37	27.6%	▲	37
General Civil - Level 1	2013	11	6	11	5	11	4	6	4	7	3	10	4	65			82
	2014	8	8	4	6	9	5	4	7	13	-	-	-	64	-1.5%	▼	64
General Civil - Level 2	2013	24	19	29	28	34	29	22	22	30	23	18	19	237			297
	2014	21	23	34	24	36	14	24	24	26	-	-	-	226	-4.6%	▼	226
General Civil - Level 3	2013	13	7	11	4	5	16	18	20	9	6	7	3	103			119
	2014	12	5	11	14	5	12	2	9	8	-	-	-	78	-24.3%	▼	78
Miscellaneous	2013	196	173	159	132	111	105	122	110	92	110	114	127	1,200			1,551
	2014	157	106	129	108	99	101	120	109	114	-	-	-	1,043	-13.1%	▼	1,043
Misdemeanor	2013	31	23	44	33	39	53	47	33	49	46	46	30	352			474
	2014	44	24	48	40	31	40	53	32	36	-	-	-	348	-1.1%	▼	348
Non-Capital Felonies and Related Matters	2013	165	185	208	121	151	179	174	169	180	246	186	174	1,532			2,138
	2014	180	164	189	160	180	182	211	158	190	-	-	-	1,614	5.4%	▲	1,614
Other	2013	5	1	1	3	5	3	2	-	-	3	3	1	20			27
	2014	5	2	4	1	11	11	11	6	7	-	-	-	58	190.0%	▲	58
Other Criminally Related Matters	2013	14	19	21	18	15	26	17	20	22	30	16	12	172			230
	2014	27	16	7	34	14	30	22	15	30	-	-	-	195	13.4%	▲	195
Probates/Wills and Trusts - Level 1	2013	-	-	-	-	-	1	-	1	-	-	-	-	2			2
	2014	-	-	-	1	-	-	-	-	-	-	-	-	1	-50.0%	▼	1
Probates/Wills and Trusts - Level 2	2013	1	1	3	3	4	4	6	5	4	5	1	5	31			42
	2014	4	2	-	4	4	-	2	3	3	-	-	-	22	-29.0%	▼	22
Uncontested Divorce	2013	27	29	51	28	37	27	30	27	31	22	35	25	287			369
	2014	25	19	31	25	19	26	21	23	31	-	-	-	220	-23.3%	▼	220

Type of Court: Circuit

Locale/Circuit: Salem 23

Start/End Date: Jan-13 / Sep-14

Type of Case: Filings

AVG. Month: 126

2013 AVG Month: 130

2014 AVG Month: 122

Jan-Sep 2013: 1,202

Jan-Sep 2014: 1,095

Filings Trending: Downward ▼

D

a

s

h

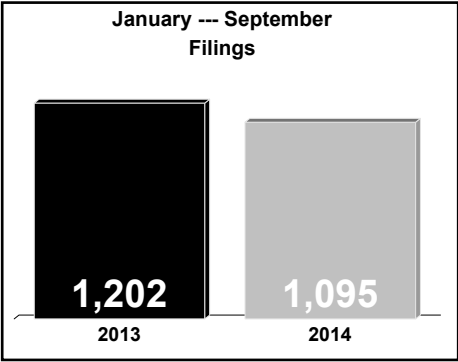
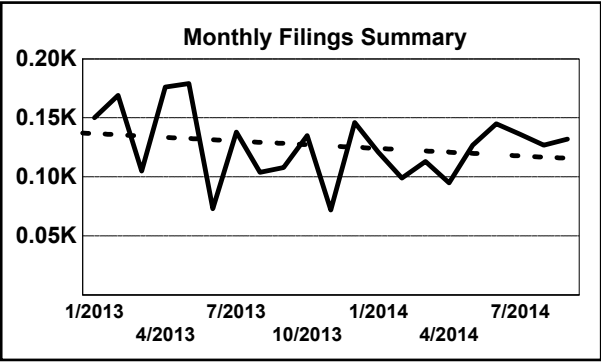
b

o

a

r

d



	Jan	Feb	Mar	Apr	May	Jun	Jul	Aug	Sep	Oct	Nov	Dec	Thru Sep	% Change	Trending	Total
2013	150	169	105	176	179	73	138	104	108	135	72	146	1,202			1,555
2014	121	99	113	95	127	145	136	127	132	-	-	-	1,095	-8.9%	▼	1,095

		Jan	Feb	Mar	Apr	May	Jun	Jul	Aug	Sep	Oct	Nov	Dec	Thru Sep	% Change	Trending	Total
Contested Divorce	2013	4	2	7	13	6	5	6	8	8	2	5	1	59			67
	2014	2	5	1	5	2	10	14	5	10	-	-	-	54	-8.5%	▼	54
Domestic and Family - Lev	2014	-	-	-	-	-	-	-	-	1	-	-	-	1			1
Domestic and Family - Level 2	2013	1	-	-	1	-	-	1	-	2	-	-	-	5			5
	2014	-	-	-	-	-	-	1	1	-	-	-	-	2	-60.0%	▼	2
General Civil - Level 1	2013	-	1	-	1	-	1	-	-	-	1	1	1	3			6
	2014	-	2	-	1	-	-	-	2	1	-	-	-	6	100.0%	▲	6
General Civil - Level 2	2013	7	1	4	6	4	3	5	4	5	3	3	7	39			52
	2014	5	9	3	5	7	3	7	6	10	-	-	-	55	41.0%	▲	55
General Civil - Level 3	2013	-	-	-	2	3	1	-	-	3	1	-	1	9			11
	2014	3	1	-	1	1	5	1	-	3	-	-	-	15	66.7%	▲	15
Miscellaneous	2013	74	59	45	65	41	25	29	37	35	33	21	33	410			497
	2014	46	51	37	30	35	31	33	40	35	-	-	-	338	-17.6%	▼	338
Misdemeanor	2013	14	13	13	13	17	3	7	11	9	10	5	7	100			122
	2014	6	1	12	6	12	3	9	14	20	-	-	-	83	-17.0%	▼	83
Non-Capital Felonies and Related Matters	2013	39	80	28	66	102	28	85	33	36	76	32	88	497			693
	2014	55	26	49	28	60	87	62	41	45	-	-	-	453	-8.9%	▼	453
Other Criminally Related Matters	2013	3	3	1	2	1	2	3	4	-	1	1	2	19			23
	2014	1	-	4	6	1	1	1	3	1	-	-	-	18	-5.3%	▼	18
Probates/Wills and Trusts	2013	-	-	-	-	1	-	-	-	-	-	-	-	1			1
Probates/Wills and Trusts - Level 2	2013	2	1	2	-	-	-	-	2	-	2	2	1	7			12
	2014	1	-	3	3	5	-	-	2	1	-	-	-	15	114.3%	▲	15
Uncontested Divorce	2013	6	9	5	7	4	5	2	5	10	6	2	5	53			66
	2014	2	4	4	10	4	5	8	13	5	-	-	-	55	3.8%	▲	55

Type of Court: Circuit

Locale/Circuit: Amherst 24

Start/End Date: Jan-13 / Sep-14

Type of Case: Filings

AVG. Month: 183

2013 AVG Month: 182

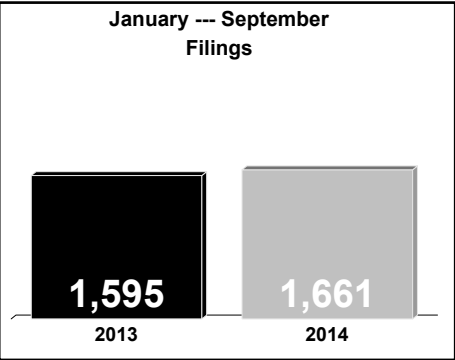
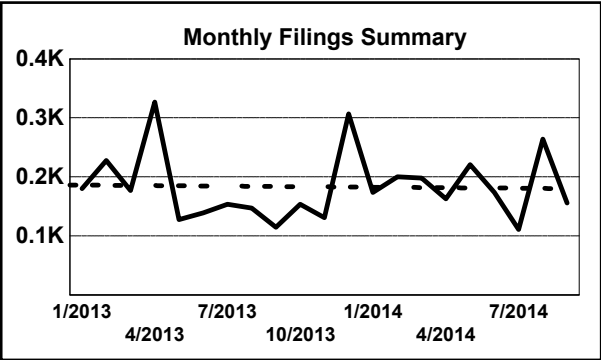
2014 AVG Month: 185

Jan-Sep 2013: 1,595

Jan-Sep 2014: 1,661

Filings Trending: Upward ▲

D
a
s
h
b
o
a
r
d

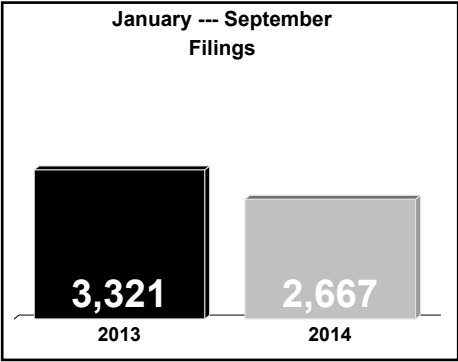
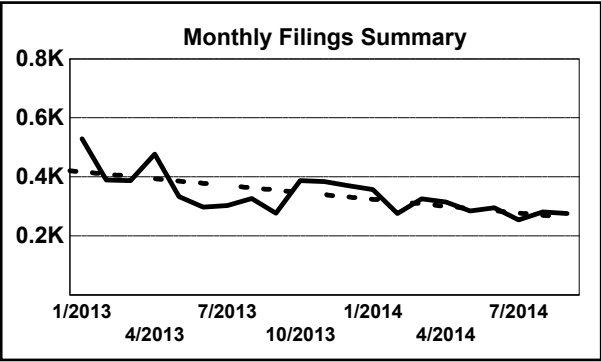


	Jan	Feb	Mar	Apr	May	Jun	Jul	Aug	Sep	Oct	Nov	Dec	Thru Sep	% Change	Trending	Total
2013	180	228	177	327	128	139	154	147	115	154	131	307	1,595			2,187
2014	174	200	198	163	221	174	111	264	156	-	-	-	1,661	4.1%	▲	1,661

		Jan	Feb	Mar	Apr	May	Jun	Jul	Aug	Sep	Oct	Nov	Dec	Thru Sep	% Change	Trending	Total
Administrative Law	2013	-	-	-	2	-	1	1	-	-	-	-	-	4			4
Contested Divorce	2013	6	-	2	6	2	1	3	6	3	1	4	4	29			38
	2014	3	2	-	6	4	4	2	1	5	-	-	-	27	-6.9%	▼	27
Domestic and Family - Level 1	2013	-	2	4	3	-	-	2	3	2	2	2	2	16			22
	2014	-	2	1	4	-	-	-	-	-	-	-	-	7	-56.3%	▼	7
Domestic and Family - Level 2	2013	-	-	-	-	-	1	1	1	-	1	-	1	3			5
	2014	-	-	-	-	1	1	1	-	2	-	-	-	5	66.7%	▲	5
General Civil - Level 1	2013	2	-	-	1	-	-	1	-	-	1	-	-	4			5
	2014	1	1	-	-	-	-	-	-	-	-	-	-	2	-50.0%	▼	2
General Civil - Level 2	2013	2	2	3	3	6	1	6	4	9	5	2	3	36			46
	2014	8	2	4	2	6	5	2	3	2	-	-	-	34	-5.6%	▼	34
General Civil - Level 3	2013	5	3	6	3	1	5	5	3	-	1	4	3	31			39
	2014	13	2	5	3	-	2	8	2	-	-	-	-	35	12.9%	▲	35
Miscellaneous	2013	114	135	112	88	58	53	54	52	52	66	69	86	718			939
	2014	91	85	93	68	61	54	51	58	54	-	-	-	615	-14.3%	▼	615
Misdemeanor	2013	5	18	11	8	13	3	15	18	8	13	6	14	99			132
	2014	10	11	10	11	18	17	2	31	13	-	-	-	123	24.2%	▲	123
Non-Capital Felonies and Related Matters	2013	24	48	10	179	19	53	39	42	12	41	21	163	426			651
	2014	13	68	56	41	99	67	20	136	57	-	-	-	557	30.8%	▲	557
Other	2013	16	14	19	19	22	15	17	12	20	14	16	23	154			207
	2014	24	16	17	10	18	18	13	20	13	-	-	-	149	-3.2%	▼	149
Other Criminally Related Matters	2013	2	-	2	6	1	2	-	-	3	3	2	3	16			24
	2014	3	5	3	3	7	1	3	7	2	-	-	-	34	112.5%	▲	34
Probates/Wills and Trusts	2014	-	2	-	-	-	-	-	-	-	-	-	-	2			2
Probates/Wills and Trusts - Level 2	2013	-	1	1	-	1	1	2	-	-	3	1	-	6			10
	2014	-	-	-	4	2	-	-	1	1	-	-	-	8	33.3%	▲	8
Uncontested Divorce	2013	4	5	7	9	5	3	8	6	6	3	4	5	53			65
	2014	8	4	9	11	5	5	9	5	7	-	-	-	63	18.9%	▲	63

Type of Court: Circuit
Locale/Circuit: Bedford 24
Start/End Date: Jan-13 / Sep-14
Type of Case: Filings
AVG. Month: 340
2013 AVG Month: 372
2014 AVG Month: 296
Jan-Sep 2013: 3,321
Jan-Sep 2014: 2,667
Filings Trending: Downward ▼

D
a
s
h
b
o
a
r
d



	Jan	Feb	Mar	Apr	May	Jun	Jul	Aug	Sep	Oct	Nov	Dec	Thru Sep	% Change	Trending	Total
2013	529	390	387	477	333	298	303	327	277	388	384	370	3,321			4,463
2014	357	276	326	315	285	296	255	281	276	-	-	-	2,667	-19.7%	▼	2,667

		Jan	Feb	Mar	Apr	May	Jun	Jul	Aug	Sep	Oct	Nov	Dec	Thru Sep	% Change	Trending	Total
Administrative Law	2013	-	-	-	1	1	-	1	1	-	-	-	-	4			4
	2014	-	1	-	-	-	-	-	-	-	-	-	-	1	-75.0%	▼	1
Contested Divorce	2013	7	5	7	3	10	8	3	3	3	5	4	7	49			65
	2014	8	6	10	10	2	8	6	6	7	-	-	-	63	28.6%	▲	63
Domestic and Family - Level 1	2013	13	-	4	10	6	11	2	5	7	9	4	17	58			88
	2014	2	3	9	11	3	10	2	11	3	-	-	-	54	-6.9%	▼	54
Domestic and Family - Level 2	2013	13	2	6	6	5	3	8	1	3	6	4	5	47			62
	2014	4	6	3	5	11	5	10	5	4	-	-	-	53	12.8%	▲	53
General Civil - Level 1	2013	2	-	1	3	-	1	1	-	-	-	-	2	8			10
	2014	-	-	-	1	-	-	-	-	1	-	-	-	2	-75.0%	▼	2
General Civil - Level 2	2013	14	8	12	11	12	5	8	7	9	17	16	10	86			129
	2014	8	10	12	5	6	10	7	10	6	-	-	-	74	-14.0%	▼	74
General Civil - Level 3	2013	2	1	2	3	7	9	2	7	2	5	4	5	35			49
	2014	10	7	11	7	3	4	3	2	1	-	-	-	48	37.1%	▲	48
Miscellaneous	2013	353	298	241	240	161	131	151	150	162	226	204	200	1,887			2,517
	2014	238	191	174	173	132	121	123	151	143	-	-	-	1,446	-23.4%	▼	1,446
Misdemeanor	2013	13	7	18	11	28	18	13	11	17	16	25	12	136			189
	2014	13	10	13	9	25	16	13	17	24	-	-	-	140	2.9%	▲	140
Non-Capital Felonies and Related Matters	2013	74	45	52	158	70	90	69	103	28	68	83	84	689			924
	2014	50	20	61	53	69	92	62	45	56	-	-	-	508	-26.3%	▼	508
Other	2013	4	4	5	6	3	8	8	8	6	7	7	5	52			71
	2014	3	5	9	4	8	8	4	4	4	-	-	-	49	-5.8%	▼	49
Other Criminally Related Matters	2013	16	-	25	6	9	1	16	9	29	9	14	7	111			141
	2014	3	5	7	14	13	11	7	12	10	-	-	-	82	-26.1%	▼	82
Probates/Wills and Trusts - Level 1	2013	1	-	-	-	-	-	-	-	-	-	-	-	1			1
	2014	-	1	-	-	1	-	1	-	2	-	-	-	5	400.0%	▲	5
Probates/Wills and Trusts - Level 2	2013	-	-	1	-	1	3	1	1	1	1	3	2	8			14
	2014	3	1	2	3	-	1	-	1	2	-	-	-	13	62.5%	▲	13
Uncontested Divorce	2013	17	20	13	19	20	10	20	21	10	19	16	14	150			199
	2014	15	10	15	20	12	10	17	17	13	-	-	-	129	-14.0%	▼	129

Type of Court: Circuit

Locale/Circuit: Campbell 24

Start/End Date: Jan-13 / Sep-14

Type of Case: Filings

AVG. Month: 261

2013 AVG Month: 265

2014 AVG Month: 255

Jan-Sep 2013: 2,424

Jan-Sep 2014: 2,299

Filings Trending: Downward ▼

D

a

s

h

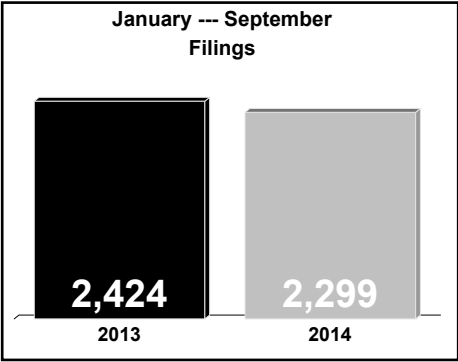
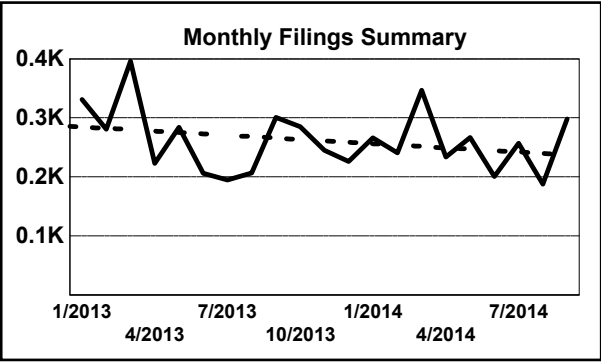
b

o

a

r

d



	Jan	Feb	Mar	Apr	May	Jun	Jul	Aug	Sep	Oct	Nov	Dec	Thru Sep	% Change	Trending	Total
2013	331	281	396	223	284	206	195	207	301	285	245	226	2,424			3,180
2014	266	241	347	234	267	201	257	188	298	-	-	-	2,299	-5.2%	▼	2,299

		Jan	Feb	Mar	Apr	May	Jun	Jul	Aug	Sep	Oct	Nov	Dec	Thru Sep	% Change	Trending	Total
Administrative Law	2013	-	-	-	-	-	-	1	1	1	-	-	3	3			6
	2014	1	-	-	-	-	-	-	-	-	-	-	-	1	-66.7%	▼	1
Contested Divorce	2013	2	6	5	5	3	9	4	-	5	3	-	4	39	20.5%	▲	46
	2014	6	6	4	6	2	10	7	6	-	-	-	-	47			47
Domestic and Family - Level 1	2013	1	7	1	3	8	2	2	5	5	3	1	2	34			40
	2014	1	12	1	2	5	2	1	8	1	-	-	-	33	-2.9%	▼	33
Domestic and Family - Level 2	2013	-	1	6	1	2	3	5	-	2	1	4	1	20			26
	2014	1	2	1	2	8	6	2	3	8	-	-	-	33	65.0%	▲	33
General Civil - Level 1	2013	-	-	2	2	-	1	-	-	-	1	1	1	5			8
	2014	1	-	2	-	-	-	1	1	1	-	-	-	6	20.0%	▲	6
General Civil - Level 2	2013	3	5	6	7	10	8	10	7	5	4	11	11	61			87
	2014	5	4	9	11	14	5	6	6	7	-	-	-	67	9.8%	▲	67
General Civil - Level 3	2013	1	17	5	4	4	1	10	-	4	3	2	19	46			70
	2014	5	3	-	3	1	7	3	5	5	-	-	-	32	-30.4%	▼	32
Miscellaneous	2013	197	167	176	153	104	76	84	98	97	109	111	119	1,152			1,491
	2014	121	129	131	121	89	72	76	76	87	-	-	-	902	-21.7%	▼	902
Misdemeanor	2013	41	19	44	11	28	27	19	17	18	22	41	22	224			309
	2014	31	22	19	13	24	25	38	18	33	-	-	-	223	-0.4%	▼	223
Non-Capital Felonies and Related Matters	2013	74	42	118	17	106	72	35	62	137	119	55	24	663			861
	2014	74	35	154	53	102	54	94	38	135	-	-	-	739	11.5%	▲	739
Other	2013	4	4	11	4	7	1	9	2	7	6	6	5	49			66
	2014	5	10	4	6	3	8	7	8	3	-	-	-	54	10.2%	▲	54
Other Criminally Related Matters	2013	2	6	8	5	3	2	5	5	3	4	4	8	39			55
	2014	7	7	3	1	4	-	8	5	5	-	-	-	40	2.6%	▲	40
Probates/Wills and Trusts - Level 1	2013	-	-	1	-	-	-	-	-	-	-	-	-	1			1
	2014	-	-	-	-	-	-	1	-	2	-	-	-	3	200.0%	▲	3
Probates/Wills and Trusts - Level 2	2013	-	-	1	1	1	1	1	3	-	-	1	-	8			9
	2014	-	2	1	2	1	-	-	2	-	-	-	-	8	0.0%	↔	8
Protective Orders	2014	1	-	-	-	-	-	-	-	-	-	-	-	1			1
Uncontested Divorce	2013	6	7	12	10	8	3	10	7	17	10	8	7	80			105
	2014	7	9	18	14	14	12	13	12	11	-	-	-	110	37.5%	▲	110

Type of Court: Circuit

Locale/Circuit: Nelson 24

Start/End Date: Jan-13 / Sep-14

Type of Case: Filings

AVG. Month: 69

2013 AVG Month: 64

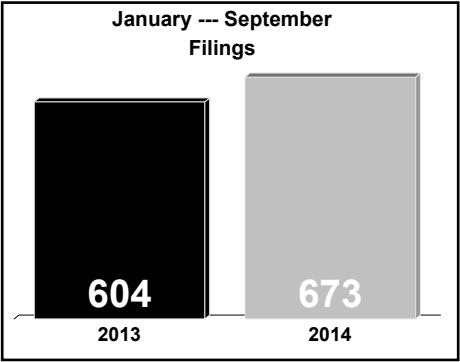
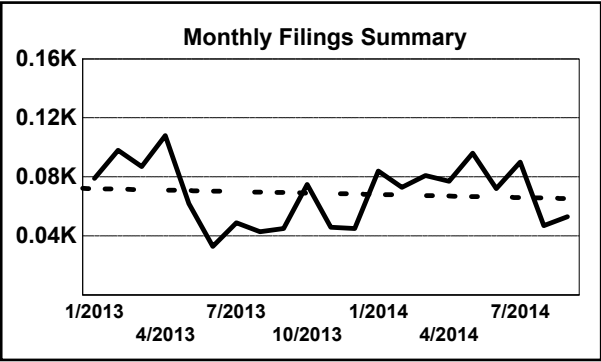
2014 AVG Month: 75

Jan-Sep 2013: 604

Jan-Sep 2014: 673

Filings Trending: Upward ▲

D
a
s
h
b
o
a
r
d



	Jan	Feb	Mar	Apr	May	Jun	Jul	Aug	Sep	Oct	Nov	Dec	Thru Sep	% Change	Trending	Total
2013	79	98	87	108	62	33	49	43	45	75	46	45	604			770
2014	84	73	81	77	96	72	90	47	53	-	-	-	673	11.4%	▲	673

		Jan	Feb	Mar	Apr	May	Jun	Jul	Aug	Sep	Oct	Nov	Dec	Thru Sep	% Change	Trending	Total
Administrative Law	2014	-	-	-	-	1	-	-	-	-	-	-	-	1			1
Contested Divorce	2013	-	2	2	2	-	1	3	-	-	2	2	-	10			14
	2014	4	-	1	1	1	-	3	-	-	-	-	-	10	0.0%	↔	10
Domestic and Family - Level 1	2013	-	10	-	-	3	8	2	-	-	-	-	-	23			23
	2014	-	-	5	-	-	-	-	-	-	-	-	-	5	-78.3%	▼	5
Domestic and Family - Level 2	2013	-	1	2	-	-	1	-	-	-	-	-	-	4			4
	2014	-	-	1	4	-	-	-	1	-	-	-	-	6	50.0%	▲	6
General Civil - Level 1	2013	-	-	-	-	-	-	-	-	-	-	-	1	0			1
	2014	1	-	-	-	-	-	-	-	-	-	-	-	1	0.0%	↔	1
General Civil - Level 2	2013	1	-	1	1	2	-	-	-	2	1	2	1	7			11
	2014	4	2	1	2	-	1	2	4	-	-	-	-	16	128.6%	▲	16
General Civil - Level 3	2013	1	3	3	1	5	2	10	-	1	4	1	1	26			32
	2014	11	8	4	15	2	2	7	3	2	-	-	-	54	107.7%	▲	54
Miscellaneous	2013	53	64	29	41	34	17	19	31	27	28	22	23	315			388
	2014	36	46	37	31	27	27	31	15	26	-	-	-	276	-12.4%	▼	276
Misdemeanor	2013	11	3	2	4	2	-	1	-	4	6	4	5	27			42
	2014	6	4	3	1	3	5	9	3	5	-	-	-	39	44.4%	▲	39
Non-Capital Felonies and Related Matters	2013	10	11	42	54	11	-	3	8	9	27	11	4	148			190
	2014	20	12	24	14	56	14	28	17	12	-	-	-	197	33.1%	▲	197
Other	2013	2	1	3	-	-	1	-	2	-	1	-	2	9			12
	2014	-	-	1	2	2	6	1	2	4	-	-	-	18	100.0%	▲	18
Other Criminally Related Matters	2013	-	1	1	2	2	2	4	2	1	3	1	3	15			22
	2014	-	-	1	2	2	14	6	-	2	-	-	-	27	80.0%	▲	27
Probates/Wills and Trusts	2013	-	-	-	-	-	-	-	-	-	-	-	1	0			1
Probates/Wills and Trusts - Level 2	2013	-	-	-	-	-	1	-	-	-	-	-	1	1	0.0%	↔	2
	2014	1	-	-	-	1	-	1	2	-	-	-	-	5	400.0%	▲	5
Uncontested Divorce	2013	1	2	2	3	3	-	7	-	1	3	3	3	19			28
	2014	1	1	3	5	1	3	2	1	1	-	-	-	18	-5.3%	▼	18

Type of Court: Circuit

Locale/Circuit: Lynchburg 24

Start/End Date: Jan-13 / Sep-14

Type of Case: Filings

AVG. Month: 371

2013 AVG Month: 385

2014 AVG Month: 351

Jan-Sep 2013: 3,534

Jan-Sep 2014: 3,162

Filings Trending: Downward ▼

D

a

s

h

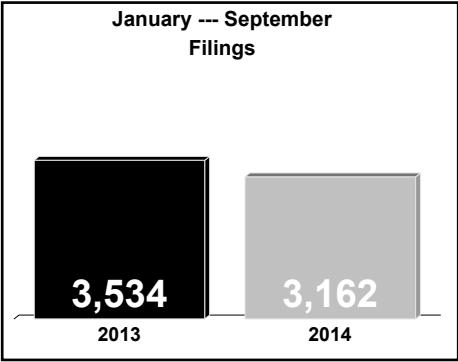
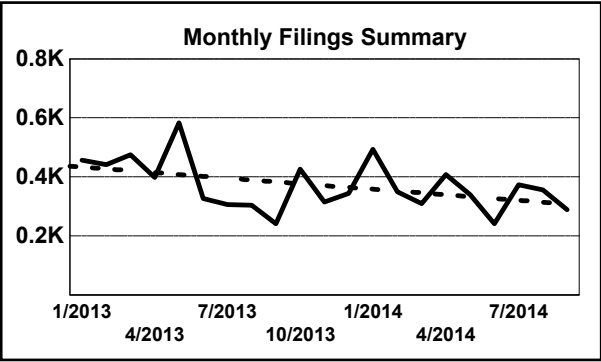
b

o

a

r

d



	Jan	Feb	Mar	Apr	May	Jun	Jul	Aug	Sep	Oct	Nov	Dec	Thru Sep	% Change	Trending	Total
2013	457	442	475	398	583	327	306	304	242	426	315	344	3,534			4,619
2014	494	350	310	408	340	242	373	356	289	-	-	-	3,162	-10.5%	▼	3,162

		Jan	Feb	Mar	Apr	May	Jun	Jul	Aug	Sep	Oct	Nov	Dec	Thru Sep	% Change	Trending	Total
Administrative Law	2013	-	-	1	1	1	-	-	1	1	-	1	-	5			6
	2014	1	-	-	-	-	-	-	1	1	-	-	-	3	-40.0%	▼	3
Contested Divorce	2013	13	15	14	17	11	15	7	9	11	14	7	14	112			147
	2014	15	12	14	12	6	12	10	9	10	-	-	-	100	-10.7%	▼	100
Domestic and Family - Level 1	2013	26	16	9	8	32	8	10	16	5	2	17	22	130			171
	2014	66	8	10	24	11	2	24	15	7	-	-	-	167	28.5%	▲	167
Domestic and Family - Level 2	2013	4	2	3	3	4	4	2	5	6	6	1	2	33			42
	2014	-	4	4	1	2	1	-	5	-	-	-	-	17	-48.5%	▼	17
General Civil - Level 1	2013	4	1	7	9	3	1	2	-	5	3	3	4	32			42
	2014	1	2	1	-	5	1	3	4	6	-	-	-	23	-28.1%	▼	23
General Civil - Level 2	2013	15	8	23	4	25	15	11	8	17	18	16	26	126			186
	2014	13	13	22	13	17	10	8	6	12	-	-	-	114	-9.5%	▼	114
General Civil - Level 3	2013	7	5	15	8	13	10	9	8	5	14	6	12	80			112
	2014	8	11	9	7	9	2	6	3	5	-	-	-	60	-25.0%	▼	60
Miscellaneous	2013	154	177	154	129	111	80	81	74	77	84	83	90	1,037			1,294
	2014	85	95	99	75	76	41	65	64	69	-	-	-	669	-35.5%	▼	669
Misdemeanor	2013	56	29	55	51	69	32	56	46	27	69	31	29	421			550
	2014	91	29	33	53	50	28	42	31	43	-	-	-	400	-5.0%	▼	400
Non-Capital Felonies and Related Matters	2013	132	135	141	130	275	115	94	110	62	174	126	111	1,194			1,605
	2014	170	140	73	172	128	97	176	186	94	-	-	-	1,236	3.5%	▲	1,236
Other	2013	3	4	4	3	4	1	1	2	2	6	2	2	24			34
	2014	4	1	4	7	2	13	5	4	2	-	-	-	42	75.0%	▲	42
Other Criminally Related Matters	2013	6	7	3	9	7	11	7	3	4	4	5	4	57			70
	2014	10	5	4	7	6	11	7	2	7	-	-	-	59	3.5%	▲	59
Probates/Wills and Trusts - Level 1	2013	1	-	-	-	-	-	-	-	-	-	-	-	1			1
	2014	-	-	-	-	2	-	1	-	-	-	-	-	3	200.0%	▲	3
Probates/Wills and Trusts - Level 2	2013	2	1	1	-	1	8	5	2	-	2	1	4	20			27
	2014	2	1	4	1	3	4	4	3	3	-	-	-	25	25.0%	▲	25
Protective Orders	2013	1	-	1	1	-	-	-	-	-	-	-	-	3			3
Uncontested Divorce	2013	33	42	44	25	27	27	21	20	20	30	16	24	259			329
	2014	28	29	33	36	23	20	22	23	30	-	-	-	244	-5.8%	▼	244

Type of Court: Circuit

Locale/Circuit: Alleghany 25

Start/End Date: Jan-13 / Sep-14

Type of Case: Filings

AVG. Month: 136

2013 AVG Month: 133

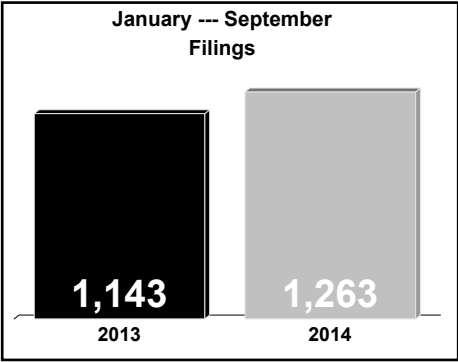
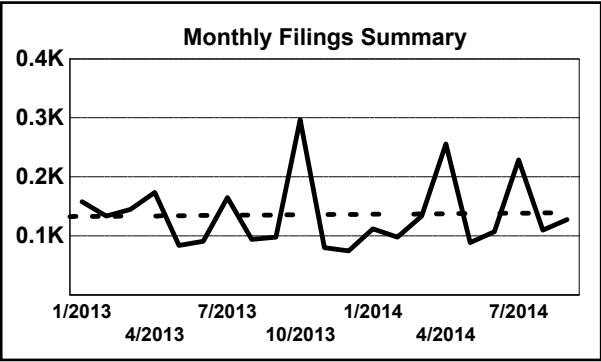
2014 AVG Month: 140

Jan-Sep 2013: 1,143

Jan-Sep 2014: 1,263

Filings Trending: Upward ▲

D
a
s
h
b
o
a
r
d



	Jan	Feb	Mar	Apr	May	Jun	Jul	Aug	Sep	Oct	Nov	Dec	Thru Sep	% Change	Trending	Total
2013	158	134	145	174	84	91	165	94	98	297	80	75	1,143			1,595
2014	112	98	134	256	89	107	229	110	128	-	-	-	1,263	10.5%	▲	1,263

		Jan	Feb	Mar	Apr	May	Jun	Jul	Aug	Sep	Oct	Nov	Dec	Thru Sep	% Change	Trending	Total
Administrative Law	2013	1	-	-	-	-	-	-	1	-	-	-	-	2			2
	2014	-	-	-	-	1	-	-	-	-	-	-	-	1	-50.0%	▼	1
Capital Murder	2014	-	-	-	2	-	-	-	-	-	-	-	-	2			2
Contested Divorce	2013	-	1	2	3	2	1	2	4	1	2	2	2	16			22
	2014	3	2	4	4	7	3	2	5	-	-	-	-	30	87.5%	▲	30
Domestic and Family - Level 1	2013	-	1	-	2	1	1	2	-	1	-	1	3	8			12
	2014	-	1	1	-	-	-	1	-	1	-	-	-	4	-50.0%	▼	4
Domestic and Family - Level 2	2013	-	1	-	2	1	5	1	-	-	-	-	-	10			10
	2014	1	-	1	2	-	3	1	-	2	-	-	-	10	0.0%	↔	10
General Civil - Level 1	2013	-	-	-	-	1	-	-	-	-	-	-	2	1			3
	2014	-	1	-	1	-	1	-	-	-	-	-	-	3	200.0%	▲	3
General Civil - Level 2	2013	1	3	4	7	-	4	-	3	1	2	3	-	23			28
	2014	3	1	3	1	1	3	2	2	2	-	-	-	18	-21.7%	▼	18
General Civil - Level 3	2013	1	1	2	-	2	3	1	1	6	4	1	5	17			27
	2014	2	-	1	-	2	-	-	2	29	-	-	-	36	111.8%	▲	36
Miscellaneous	2013	68	76	80	44	35	35	39	51	42	40	25	32	470			567
	2014	42	46	59	46	25	34	38	45	38	-	-	-	373	-20.6%	▼	373
Misdemeanor	2013	16	13	5	18	14	11	19	2	8	24	5	10	106			145
	2014	10	8	9	8	4	9	21	5	10	-	-	-	84	-20.8%	▼	84
Non-Capital Felonies and Related Matters	2013	62	22	40	87	16	24	92	18	27	212	32	14	388			646
	2014	43	31	35	183	35	39	152	36	30	-	-	-	584	50.5%	▲	584
Other	2013	3	2	2	2	1	4	2	4	2	3	2	-	22			27
	2014	3	3	5	2	3	7	4	2	3	-	-	-	32	45.5%	▲	32
Other Criminally Related Matters	2013	2	1	-	1	1	-	2	2	3	3	-	3	12			18
	2014	-	1	2	1	3	3	2	3	5	-	-	-	20	66.7%	▲	20
Probates/Wills and Trusts	2014	-	-	-	-	-	-	-	1	1	-	-	-	2			2
Probates/Wills and Trusts - Level 2	2013	-	2	-	3	2	1	1	-	1	-	2	-	10			12
	2014	1	2	1	1	-	-	-	3	1	-	-	-	9	-10.0%	▼	9
Protective Orders	2013	-	-	-	-	1	-	-	-	-	-	-	-	1			1
Uncontested Divorce	2013	4	11	10	5	7	2	4	8	6	7	7	4	57			75
	2014	4	2	13	5	8	5	6	6	6	-	-	-	55	-3.5%	▼	55

Type of Court: Circuit

Locale/Circuit: Augusta 25

Start/End Date: Jan-13 / Sep-14

Type of Case: Filings

AVG. Month: 376

2013 AVG Month: 364

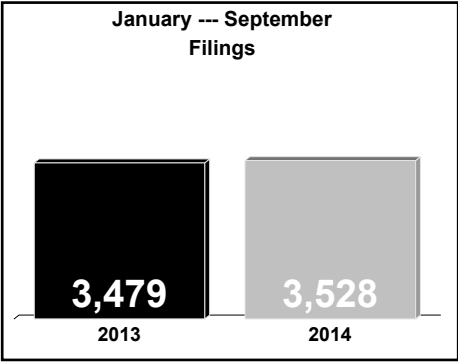
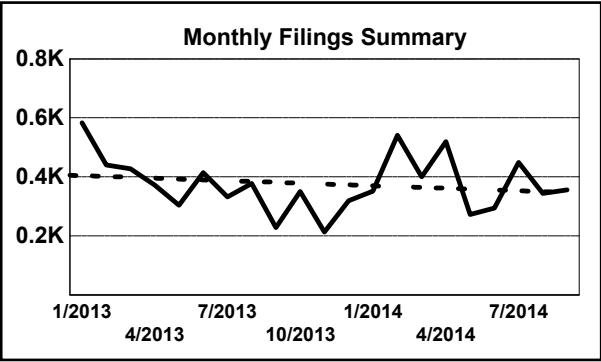
2014 AVG Month: 392

Jan-Sep 2013: 3,479

Jan-Sep 2014: 3,528

Filings Trending: Steady ↔

D
a
s
h
b
o
a
r
d



	Jan	Feb	Mar	Apr	May	Jun	Jul	Aug	Sep	Oct	Nov	Dec	Thru Sep	% Change	Trending	Total
2013	583	440	427	372	304	415	332	378	228	351	213	319	3,479			4,362
2014	352	541	400	519	273	294	449	344	356	-	-	-	3,528	1.4%	▲	3,528

		Jan	Feb	Mar	Apr	May	Jun	Jul	Aug	Sep	Oct	Nov	Dec	Thru Sep	% Change	Trending	Total
Administrative Law	2013	1	-	-	-	2	-	1	-	1	-	-	1	5			6
	2014	-	1	-	-	1	1	-	-	1	-	-	-	4	-20.0%	▼	4
Capital Murder	2014	1	-	-	-	-	-	-	-	1	-	-	-	2			2
Contested Divorce	2013	5	6	3	1	3	4	7	5	2	6	3	4	36			49
	2014	6	10	7	16	2	10	8	5	9	-	-	-	73	102.8%	▲	73
Domestic and Family - Level 1	2013	11	10	10	9	16	5	6	10	6	11	17	6	83			117
	2014	20	20	12	-	19	11	-	29	27	-	-	-	138	66.3%	▲	138
Domestic and Family - Level 2	2013	3	5	5	4	11	10	6	6	5	6	7	4	55			72
	2014	5	8	16	9	7	12	9	4	6	-	-	-	76	38.2%	▲	76
General Civil - Level 1	2013	-	-	1	-	-	-	1	1	-	-	-	2	3			5
	2014	-	1	1	1	3	-	2	-	-	-	-	-	8	166.7%	▲	8
General Civil - Level 2	2013	10	8	5	7	8	6	8	8	3	5	6	7	63			81
	2014	7	7	4	8	7	3	3	9	8	-	-	-	56	-11.1%	▼	56
General Civil - Level 3	2013	1	4	3	1	4	8	4	8	5	3	-	6	38			47
	2014	2	2	6	9	1	1	-	3	4	-	-	-	28	-26.3%	▼	28
Miscellaneous	2013	357	282	221	172	145	95	139	136	116	127	126	149	1,663			2,065
	2014	186	245	229	196	114	124	106	127	127	-	-	-	1,454	-12.6%	▼	1,454
Misdemeanor	2013	14	12	5	4	5	3	11	9	7	5	10	9	70			94
	2014	7	9	8	7	4	8	21	8	18	-	-	-	90	28.6%	▲	90
Non-Capital Felonies and Related Matters	2013	161	92	144	146	79	264	118	170	54	153	31	101	1,228			1,513
	2014	91	215	97	236	90	85	263	128	102	-	-	-	1,307	6.4%	▲	1,307
Other	2013	11	9	11	12	7	9	10	9	10	12	4	13	88			117
	2014	14	10	7	14	7	18	21	12	21	-	-	-	124	40.9%	▲	124
Other Criminally Related Matters	2013	3	-	2	1	3	-	3	4	4	2	3	3	20			28
	2014	2	1	2	3	3	2	3	6	8	-	-	-	30	50.0%	▲	30
Probates/Wills and Trusts - Level 1	2013	-	-	-	1	-	-	-	-	-	3	-	-	1			4
	2014	-	1	1	-	-	-	-	-	2	-	-	-	4	300.0%	▲	4
Probates/Wills and Trusts - Level 2	2013	-	-	3	1	1	1	1	3	2	1	1	3	12			17
	2014	1	-	-	-	-	3	2	2	-	-	-	-	8	-33.3%	▼	8
Protective Orders	2013	-	-	-	-	-	-	-	-	-	1	-	1	0			2
	2014	-	-	-	-	-	-	-	-	1	-	-	-	1	0.0%	↔	1
Uncontested Divorce	2013	6	12	14	13	20	10	17	9	13	16	5	10	114			145
	2014	10	11	10	20	15	16	11	11	21	-	-	-	125	9.6%	▲	125

Type of Court: Circuit

Locale/Circuit: Bath 25

Start/End Date: Jan-13 / Sep-14

Type of Case: Filings

AVG. Month: 28

2013 AVG Month: 34

2014 AVG Month: 20

Jan-Sep 2013: 368

Jan-Sep 2014: 180

Filings Trending: Downward ▼

D

a

s

h

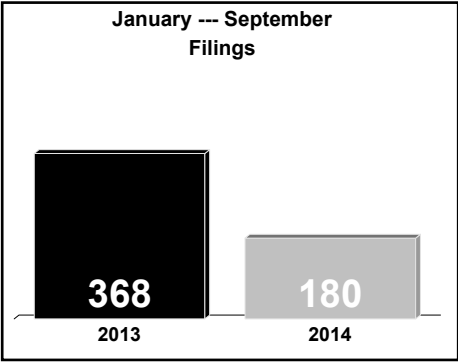
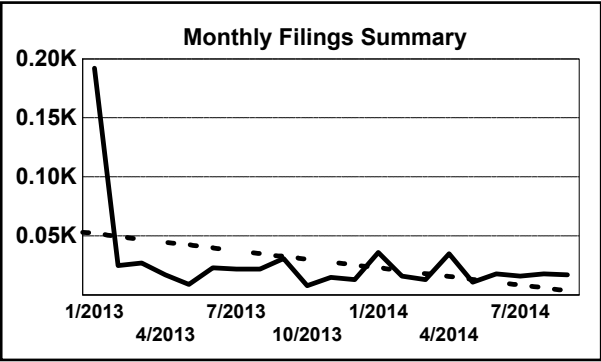
b

o

a

r

d



	Jan	Feb	Mar	Apr	May	Jun	Jul	Aug	Sep	Oct	Nov	Dec	Thru Sep	% Change	Trending	Total
2013	192	25	27	17	9	23	22	22	31	8	15	13	368			404
2014	36	16	13	35	11	18	16	18	17	-	-	-	180	-51.1%	▼	180

		Jan	Feb	Mar	Apr	May	Jun	Jul	Aug	Sep	Oct	Nov	Dec	Thru Sep	% Change	Trending	Total
Contested Divorce	2013	-	-	1	-	1	-	1	1	-	1	-	2	4			7
	2014	1	-	-	-	-	-	-	1	1	-	-	-	3	-25.0%	▼	3
Domestic and Family - Level 1	2013	-	-	-	-	-	-	1	-	-	-	-	-	1			1
	2014	1	1	-	-	-	-	-	-	-	-	-	-	2	100.0%	▲	2
Domestic and Family - Lev	2013	-	-	-	-	-	-	-	-	1	-	-	-	1			1
	2014	-	-	-	-	-	-	-	-	-	-	-	-	-			-
General Civil - Level 2	2013	1	1	-	-	-	-	-	-	-	-	3	-	2			5
	2014	1	-	-	-	1	1	-	-	-	-	-	-	3	50.0%	▲	3
General Civil - Level 3	2013	1	-	2	-	-	3	-	-	-	-	-	1	6			7
	2014	1	-	-	-	-	1	-	1	-	-	-	-	3	-50.0%	▼	3
Miscellaneous	2013	20	22	21	15	3	10	19	17	17	7	12	6	144			169
	2014	17	12	10	18	8	8	14	12	8	-	-	-	107	-25.7%	▼	107
Misdemeanor	2013	1	-	-	1	-	-	-	1	4	-	-	-	7			7
	2014	5	-	1	9	-	-	-	-	1	-	-	-	16	128.6%	▲	16
Non-Capital Felonies and Related Matters	2013	167	1	-	-	-	10	1	2	9	-	-	4	190			194
	2014	10	-	-	6	1	8	2	3	3	-	-	-	33	-82.6%	▼	33
Other Criminally Related Matters	2013	-	1	-	-	-	-	-	-	-	-	-	-	1			1
	2014	-	-	1	-	-	-	-	-	-	-	-	-	1	0.0%	↔	1
Probates/Wills and Trusts	2013	-	-	-	-	2	-	-	-	-	-	-	-	2			2
Probates/Wills and Trusts - Level 2	2013	-	-	-	-	1	-	-	-	-	-	-	-	1			1
	2014	-	-	-	-	-	-	-	-	1	-	-	-	1	0.0%	↔	1
Uncontested Divorce	2013	2	-	3	1	2	-	-	1	1	-	-	-	10			10
	2014	-	3	1	2	1	-	-	1	2	-	-	-	10	0.0%	↔	10

Type of Court: Circuit

Locale/Circuit: Botetourt 25

Start/End Date: Jan-13 / Sep-14

Type of Case: Filings

AVG. Month: 175

2013 AVG Month: 176

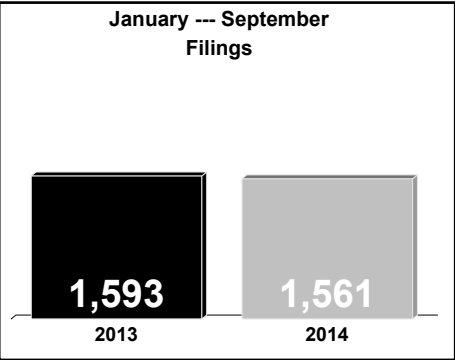
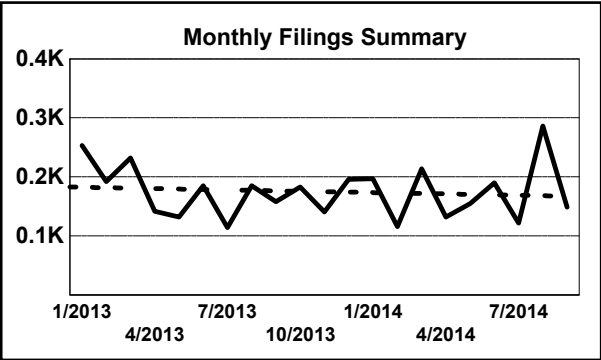
2014 AVG Month: 173

Jan-Sep 2013: 1,593

Jan-Sep 2014: 1,561

Filings Trending: Steady ↔

D
a
s
h
b
o
a
r
d



	Jan	Feb	Mar	Apr	May	Jun	Jul	Aug	Sep	Oct	Nov	Dec	Thru Sep	% Change	Trending	Total
2013	253	192	232	142	132	185	114	185	158	183	141	196	1,593			2,113
2014	197	116	214	132	155	190	122	286	149	-	-	-	1,561	-2.0%	▼	1,561

		Jan	Feb	Mar	Apr	May	Jun	Jul	Aug	Sep	Oct	Nov	Dec	Thru Sep	% Change	Trending	Total
Contested Divorce	2013	2	3	5	1	2	4	2	2	4	2	2	3	25			32
	2014	2	3	5	2	2	8	9	3	-	-	-	-	34	36.0%	▲	34
Domestic and Family - Level 1	2013	1	2	-	24	-	10	1	3	4	2	4	1	45			52
	2014	5	2	-	8	2	-	-	-	-	-	-	-	17	-62.2%	▼	17
Domestic and Family - Level 2	2013	2	1	1	1	1	3	1	1	3	1	-	1	14			16
	2014	-	-	2	1	1	-	1	-	1	-	-	-	6	-57.1%	▼	6
General Civil - Level 1	2013	-	-	1	-	1	1	-	-	-	-	-	-	3			3
	2014	-	1	1	-	-	1	-	-	1	-	-	-	4	33.3%	▲	4
General Civil - Level 2	2013	6	3	5	6	2	1	5	2	3	3	6	2	33			44
	2014	3	3	4	3	5	4	8	3	5	-	-	-	38	15.2%	▲	38
General Civil - Level 3	2013	4	3	4	3	1	-	3	5	2	4	2	3	25			34
	2014	3	4	5	6	1	2	2	11	2	-	-	-	36	44.0%	▲	36
Miscellaneous	2013	167	124	106	76	74	61	61	63	105	84	79	94	837			1,094
	2014	122	75	99	75	57	65	43	69	65	-	-	-	670	-20.0%	▼	670
Misdemeanor	2013	18	11	18	3	14	19	9	15	7	18	11	11	114			154
	2014	12	6	18	12	15	17	16	19	16	-	-	-	131	14.9%	▲	131
Non-Capital Felonies and Related Matters	2013	36	38	83	16	25	74	22	78	19	52	26	71	391			540
	2014	37	13	71	18	51	69	25	165	37	-	-	-	486	24.3%	▲	486
Other	2013	-	-	-	-	1	-	-	-	-	1	-	-	1			2
	2014	-	-	-	-	1	14	3	1	1	-	-	-	20	1,900.0%	▲	20
Other Criminally Related Matters	2013	6	3	2	2	2	6	1	7	4	2	6	5	33			46
	2014	6	1	5	3	4	5	6	5	10	-	-	-	45	36.4%	▲	45
Probates/Wills and Trusts	2014	-	-	-	-	2	-	-	1	-	-	-	-	3			3
Probates/Wills and Trusts - Level 2	2013	-	1	1	-	-	-	-	2	-	2	1	2	4			9
	2014	-	-	1	-	3	-	2	-	-	-	-	-	6	50.0%	▲	6
Uncontested Divorce	2013	11	3	6	10	9	6	9	7	7	12	4	3	68			87
	2014	7	8	3	4	11	5	7	9	11	-	-	-	65	-4.4%	▼	65

Type of Court: Circuit

Locale/Circuit: Craig 25

Start/End Date: Jan-13 / Sep-14

Type of Case: Filings

AVG. Month: 30

2013 AVG Month: 30

2014 AVG Month: 31

Jan-Sep 2013: 285

Jan-Sep 2014: 276

Filings Trending: Downward ▼

D

a

s

h

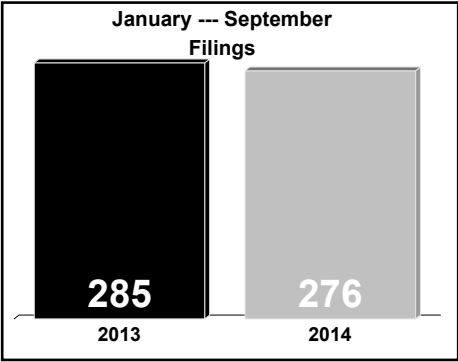
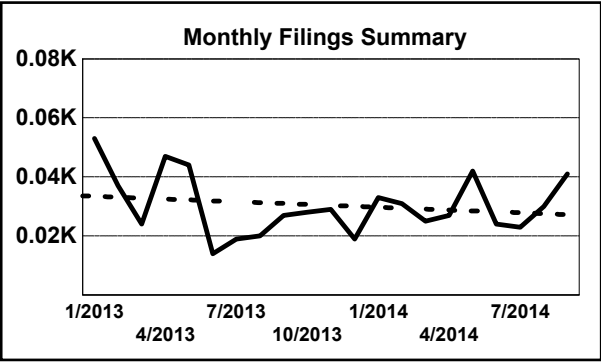
b

o

a

r

d



	Jan	Feb	Mar	Apr	May	Jun	Jul	Aug	Sep	Oct	Nov	Dec	Thru Sep	% Change	Trending	Total
2013	53	37	24	47	44	14	19	20	27	28	29	19	285			361
2014	33	31	25	27	42	24	23	30	41	-	-	-	276	-3.2%	▼	276

		Jan	Feb	Mar	Apr	May	Jun	Jul	Aug	Sep	Oct	Nov	Dec	Thru Sep	% Change	Trending	Total
Administrative Law	2014	-	-	-	-	-	-	-	1	-	-	-	-	1			1
Contested Divorce	2013	1	-	1	-	3	1	-	-	-	2	2	-	6			10
	2014	1	2	1	-	1	-	1	1	2	-	-	-	9	50.0%	▲	9
Domestic and Family - Level 1	2013	6	1	-	23	2	-	1	-	1	-	2	2	34			38
	2014	1	2	3	-	4	-	1	-	2	-	-	-	13	-61.8%	▼	13
Domestic and Family - Level 2	2013	-	-	-	1	-	-	-	-	-	-	-	-	1			1
	2014	-	-	-	-	1	-	-	-	-	-	-	-	1	0.0%	↔	1
General Civil - Level 1	2014	-	-	-	-	1	2	-	-	-	-	-	-	3			3
General Civil - Level 2	2013	1	-	-	2	1	-	-	-	-	-	-	-	4			4
	2014	1	2	-	-	2	-	1	1	-	-	-	-	7	75.0%	▲	7
General Civil - Level 3	2013	-	-	-	-	1	1	-	-	1	-	-	-	3			3
	2014	1	-	-	1	1	-	-	1	-	-	-	-	4	33.3%	▲	4
Miscellaneous	2013	41	35	21	14	23	10	14	19	20	24	21	14	197			256
	2014	20	18	19	24	20	14	13	16	19	-	-	-	163	-17.3%	▼	163
Misdemeanor	2013	-	1	-	2	6	-	-	-	2	1	-	1	11			13
	2014	2	1	1	-	4	4	1	-	4	-	-	-	17	54.5%	▲	17
Non-Capital Felonies and Related Matters	2013	1	-	-	-	7	1	1	1	3	-	2	1	14			17
	2014	4	5	-	-	7	2	4	5	13	-	-	-	40	185.7%	▲	40
Other	2013	1	-	1	2	-	-	1	-	-	1	-	-	5			6
	2014	2	-	-	-	-	1	-	3	-	-	-	-	6	20.0%	▲	6
Other Criminally Related Matters	2013	-	-	-	1	-	-	-	-	-	-	-	-	1			1
	2014	-	-	-	-	-	-	-	1	-	-	-	-	1	0.0%	↔	1
Probates/Wills and Trusts - Level 2	2013	-	-	-	-	-	1	-	-	-	-	-	-	1			1
	2014	-	-	-	-	-	-	1	-	1	-	-	-	2	100.0%	▲	2
Uncontested Divorce	2013	2	-	1	2	1	-	2	-	-	-	2	1	8			11
	2014	1	1	1	2	1	1	1	1	-	-	-	-	9	12.5%	▲	9

Type of Court: Circuit

Locale/Circuit: Highland 25

Start/End Date: Jan-13 / Sep-14

Type of Case: Filings

AVG. Month: 11

2013 AVG Month: 12

2014 AVG Month: 11

Jan-Sep 2013: 112

Jan-Sep 2014: 95

Filings Trending: Downward ▼

D

a

s

h

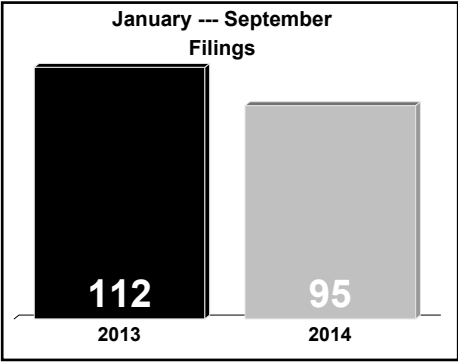
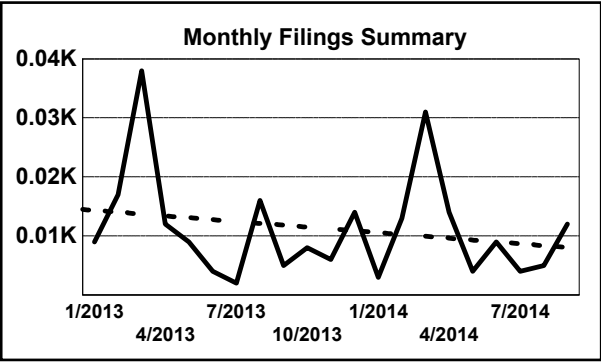
b

o

a

r

d



	Jan	Feb	Mar	Apr	May	Jun	Jul	Aug	Sep	Oct	Nov	Dec	Thru Sep	% Change	Trending	Total
2013	9	17	38	12	9	4	2	16	5	8	6	14	112			140
2014	3	13	31	14	4	9	4	5	12	-	-	-	95	-15.2%	▼	95

		Jan	Feb	Mar	Apr	May	Jun	Jul	Aug	Sep	Oct	Nov	Dec	Thru Sep	% Change	Trending	Total
Administrative Law	2013	-	-	-	-	-	-	-	-	-	-	-	1	0			1
Contested Divorce	2013	-	1	1	-	1	-	1	-	1	-	-	1	5	0.0%	↔	6
	2014	1	-	-	-	-	-	-	-	-	-	-	-	1	-80.0%	▼	1
General Civil - Level 2	2013	-	-	1	-	-	-	-	-	-	1	-	-	1			2
	2014	-	-	-	-	1	-	-	-	-	-	-	-	1	0.0%	↔	1
General Civil - Level 3	2013	-	-	2	-	-	-	-	-	-	-	-	-	2			2
	2014	-	-	-	-	-	-	1	-	-	-	-	-	1	-50.0%	▼	1
Miscellaneous	2013	8	11	18	12	8	4	1	16	1	6	4	3	79			92
	2014	1	12	11	4	3	7	3	5	7	-	-	-	53	-32.9%	▼	53
Misdemeanor	2013	1	2	5	-	-	-	-	-	-	-	-	4	8			12
	2014	-	-	-	-	-	1	-	-	-	-	-	-	1	-87.5%	▼	1
Non-Capital Felonies and Related Matters	2013	-	3	11	-	-	-	-	-	2	1	1	5	16			23
	2014	1	-	19	9	-	1	-	-	4	-	-	-	34	112.5%	▲	34
Other	2014	-	-	-	-	-	-	-	-	1	-	-	-	1			1
Uncontested Divorce	2013	-	-	-	-	-	-	-	-	1	-	1	-	1			2
	2014	-	1	1	1	-	-	-	-	-	-	-	-	3	200.0%	▲	3

Type of Court: Circuit

Locale/Circuit: Rockbridge 25

Start/End Date: Jan-13 / Sep-14

Type of Case: Filings

AVG. Month: 158

2013 AVG Month: 141

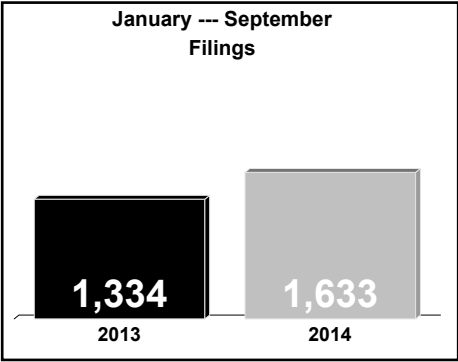
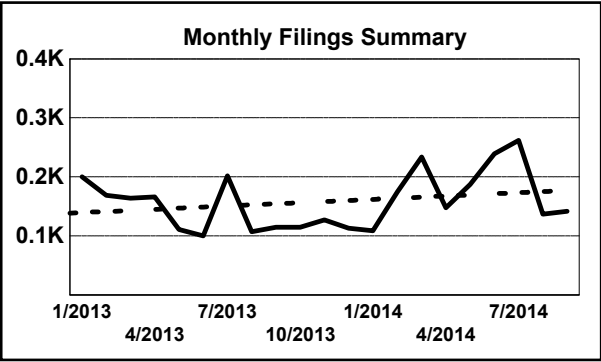
2014 AVG Month: 181

Jan-Sep 2013: 1,334

Jan-Sep 2014: 1,633

Filings Trending: Upward ▲

D
a
s
h
b
o
a
r
d

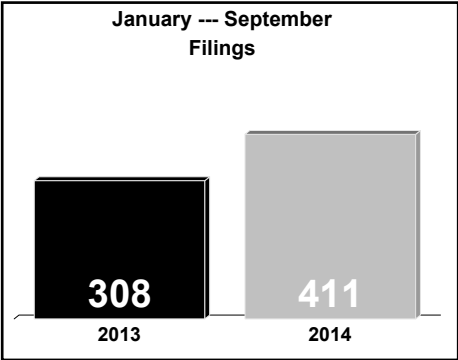
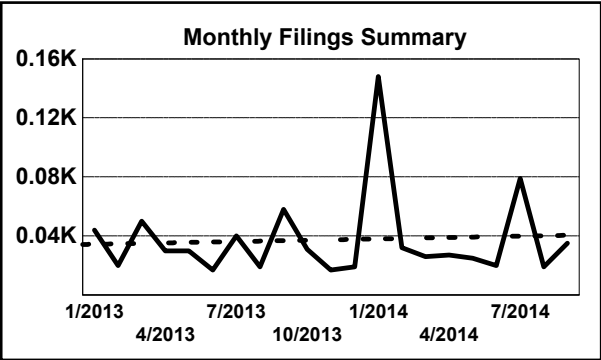


	Jan	Feb	Mar	Apr	May	Jun	Jul	Aug	Sep	Oct	Nov	Dec	Thru Sep	% Change	Trending	Total
2013	200	169	164	166	111	100	202	107	115	115	127	113	1,334			1,689
2014	109	175	234	148	187	239	262	137	142	-	-	-	1,633	22.4%	▲	1,633

		Jan	Feb	Mar	Apr	May	Jun	Jul	Aug	Sep	Oct	Nov	Dec	Thru Sep	% Change	Trending	Total
Administrative Law	2014	-	-	-	1	-	-	-	-	-	-	-	-	1			1
Contested Divorce	2013	-	11	3	3	1	2	-	2	3	1	3	2	25			31
	2014	1	3	3	7	1	3	8	2	3	-	-	-	31	24.0%	▲	31
Domestic and Family - Level 1	2013	4	1	1	5	2	-	3	1	3	2	2	5	20			29
	2014	-	1	1	4	2	-	-	-	-	-	-	-	8	-60.0%	▼	8
Domestic and Family - Level 2	2013	1	1	-	-	-	1	-	-	1	1	-	-	4			5
	2014	1	1	-	-	1	-	2	1	-	-	-	-	6	50.0%	▲	6
General Civil - Level 1	2013	-	1	-	-	-	-	-	1	-	1	-	-	2			3
	2014	-	1	-	-	-	-	-	-	-	-	-	-	1	-50.0%	▼	1
General Civil - Level 2	2013	2	3	2	2	3	2	4	1	2	4	3	5	21			33
	2014	7	2	8	5	5	8	6	4	5	-	-	-	50	138.1%	▲	50
General Civil - Level 3	2013	5	6	4	2	5	4	1	-	2	1	6	2	29			38
	2014	2	4	5	1	5	4	2	-	5	-	-	-	28	-3.4%	▼	28
Miscellaneous	2013	85	61	49	52	51	38	49	44	43	30	48	53	472			603
	2014	40	56	94	66	47	52	57	50	49	-	-	-	511	8.3%	▲	511
Misdemeanor	2013	19	29	31	31	10	13	21	15	24	19	18	22	193			252
	2014	13	20	19	16	39	32	29	17	14	-	-	-	199	3.1%	▲	199
Non-Capital Felonies and Related Matters	2013	75	37	60	58	28	30	116	36	31	43	34	18	471			566
	2014	36	77	91	38	68	126	141	51	46	-	-	-	674	43.1%	▲	674
Other	2013	5	3	2	2	3	-	-	1	1	-	2	-	17			19
	2014	1	-	-	2	4	1	7	1	5	-	-	-	21	23.5%	▲	21
Other Criminally Related Matters	2013	3	6	-	8	1	6	2	1	1	6	3	4	28			41
	2014	-	3	9	4	7	5	5	3	4	-	-	-	40	42.9%	▲	40
Probates/Wills and Trusts	2014	-	-	1	-	-	-	-	-	1	-	-	-	2			2
Probates/Wills and Trusts - Level 2	2013	-	1	2	-	-	-	-	1	-	2	1	-	4			7
	2014	1	1	-	-	1	2	-	1	2	-	-	-	8	100.0%	▲	8
Uncontested Divorce	2013	1	9	10	3	7	4	6	4	4	5	7	2	48			62
	2014	7	6	3	4	7	6	5	7	8	-	-	-	53	10.4%	▲	53

Type of Court: Circuit
Locale/Circuit: Buena Vista 25
Start/End Date: Jan-13 / Sep-14
Type of Case: Filings
AVG. Month: 37
2013 AVG Month: 31
2014 AVG Month: 46
Jan-Sep 2013: 308
Jan-Sep 2014: 411
Filings Trending: Upward ▲

D
a
s
h
b
o
a
r
d



	Jan	Feb	Mar	Apr	May	Jun	Jul	Aug	Sep	Oct	Nov	Dec	Thru Sep	% Change	Trending	Total
2013	44	20	50	30	30	17	40	19	58	31	17	19	308			375
2014	148	32	26	27	25	20	79	19	35	-	-	-	411	33.4%	▲	411

		Jan	Feb	Mar	Apr	May	Jun	Jul	Aug	Sep	Oct	Nov	Dec	Thru Sep	% Change	Trending	Total
Contested Divorce	2013	4	-	-	1	1	1	2	2	2	-	1	-	13			14
	2014	-	-	1	1	1	1	-	1	-	-	-	-	5	-61.5%	▼	5
Domestic and Family - Level 1	2013	-	-	-	-	1	-	1	1	4	5	-	-	7			12
	2014	1	-	-	3	-	-	-	-	-	-	-	-	4	-42.9%	▼	4
Domestic and Family - Lev	2014	-	-	1	-	-	-	-	-	-	-	-	-	1			1
General Civil - Level 1	2014	-	-	-	-	-	1	-	-	-	-	-	-	1			1
General Civil - Level 2	2013	2	-	-	1	-	-	-	-	-	-	-	1	3			4
	2014	-	-	-	-	-	-	1	1	1	-	-	-	3	0.0%	↔	3
General Civil - Level 3	2013	-	-	-	-	-	-	-	-	-	-	1	1	0			2
	2014	-	-	-	-	-	-	1	1	1	-	-	-	3	0.0%	↔	3
Miscellaneous	2013	18	10	19	11	5	3	3	4	11	7	6	10	84			107
	2014	10	15	9	7	5	3	5	7	6	-	-	-	67	-20.2%	▼	67
Misdemeanor	2013	8	2	3	6	5	5	1	7	5	4	6	-	42			52
	2014	2	5	2	2	5	5	8	1	1	-	-	-	31	-26.2%	▼	31
Non-Capital Felonies and Related Matters	2013	9	6	24	9	16	5	31	4	33	14	2	5	137			158
	2014	132	9	8	10	6	6	62	8	21	-	-	-	262	91.2%	▲	262
Other	2014	-	-	-	-	-	1	-	-	3	-	-	-	4			4
Other Criminally Related Matters	2013	1	-	-	-	-	-	1	-	-	-	-	-	2			2
	2014	2	2	1	1	1	-	-	-	-	-	-	-	7	250.0%	▲	7
Probates/Wills and Trusts - Level 2	2013	-	1	-	-	-	-	-	-	1	-	1	-	2			3
	2014	1	1	-	-	2	-	-	-	-	-	-	-	4	100.0%	▲	4
Uncontested Divorce	2013	2	1	4	2	2	3	1	1	2	1	-	2	18			21
	2014	-	-	4	3	5	3	2	-	2	-	-	-	19	5.6%	▲	19

Type of Court: Circuit

Locale/Circuit: Staunton 25

Start/End Date: Jan-13 / Sep-14

Type of Case: Filings

AVG. Month: 132

2013 AVG Month: 129

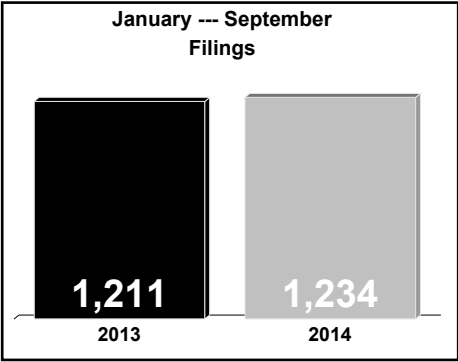
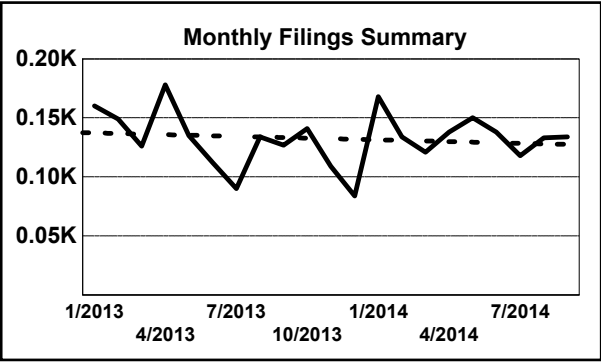
2014 AVG Month: 137

Jan-Sep 2013: 1,211

Jan-Sep 2014: 1,234

Filings Trending: Steady ↔

D
a
s
h
b
o
a
r
d



	Jan	Feb	Mar	Apr	May	Jun	Jul	Aug	Sep	Oct	Nov	Dec	Thru Sep	% Change	Trending	Total
2013	160	149	126	178	135	112	90	134	127	141	109	84	1,211			1,545
2014	168	134	121	138	150	138	118	133	134	-	-	-	1,234	1.9%	▲	1,234

		Jan	Feb	Mar	Apr	May	Jun	Jul	Aug	Sep	Oct	Nov	Dec	Thru Sep	% Change	Trending	Total
Administrative Law	2013	-	-	-	-	1	-	-	-	-	-	-	-	1			1
Contested Divorce	2013	4	5	2	4	2	4	5	1	1	2	1	-	28			31
	2014	1	2	4	3	1	2	1	-	-	-	-	-	14	-50.0%	▼	14
Domestic and Family - Level 1	2013	-	2	1	16	2	5	1	1	2	5	4	3	30			42
	2014	5	1	3	3	4	3	-	2	11	-	-	-	32	6.7%	▲	32
Domestic and Family - Level 2	2013	-	-	1	-	1	-	-	1	1	-	1	1	4			6
	2014	-	-	2	1	4	5	11	6	7	-	-	-	36	800.0%	▲	36
General Civil - Level 1	2013	-	-	1	-	-	-	-	-	2	-	-	-	3			3
	2014	1	-	-	-	-	-	1	-	-	-	-	-	2	-33.3%	▼	2
General Civil - Level 2	2013	2	-	-	3	2	1	3	1	1	2	2	3	13			20
	2014	-	1	3	2	-	-	4	4	2	-	-	-	16	23.1%	▲	16
General Civil - Level 3	2013	8	8	4	5	3	5	3	15	4	8	5	8	55			76
	2014	10	5	5	8	6	2	3	2	5	-	-	-	46	-16.4%	▼	46
Miscellaneous	2013	43	54	44	35	23	21	24	36	18	35	23	31	298			387
	2014	29	42	46	31	26	25	22	29	26	-	-	-	276	-7.4%	▼	276
Misdemeanor	2013	5	19	12	11	7	9	11	11	8	21	17	3	93			134
	2014	25	11	5	13	13	24	17	3	7	-	-	-	118	26.9%	▲	118
Non-Capital Felonies and Related Matters	2013	92	43	42	95	78	57	30	53	77	58	48	30	567			703
	2014	80	57	42	58	63	62	39	73	64	-	-	-	538	-5.1%	▼	538
Other	2013	5	10	9	2	9	9	7	1	4	4	2	2	56			64
	2014	10	5	6	11	4	2	4	4	3	-	-	-	49	-12.5%	▼	49
Other Criminally Related Matters	2013	-	2	-	3	-	-	-	7	5	4	2	2	17			25
	2014	2	4	2	3	22	12	9	4	1	-	-	-	59	247.1%	▲	59
Probates/Wills and Trusts - Level 2	2013	-	2	-	-	1	-	1	1	-	-	1	1	5			7
	2014	1	-	-	-	1	-	1	-	-	-	-	-	3	-40.0%	▼	3
Protective Orders	2013	-	-	3	-	-	-	-	-	-	-	-	-	3			3
Uncontested Divorce	2013	1	4	7	4	6	1	5	6	4	2	3	-	38			43
	2014	4	6	3	5	6	1	6	6	8	-	-	-	45	18.4%	▲	45

Type of Court: Circuit

Locale/Circuit: Waynesboro 25

Start/End Date: Jan-13 / Sep-14

Type of Case: Filings

AVG. Month: 152

2013 AVG Month: 143

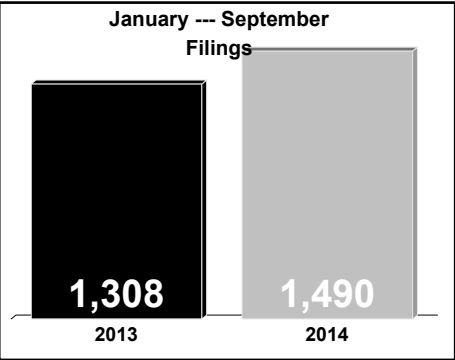
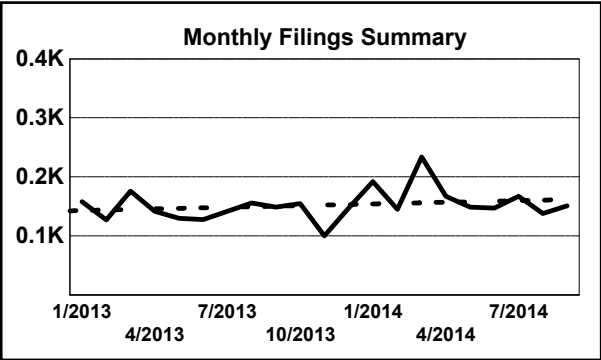
2014 AVG Month: 166

Jan-Sep 2013: 1,308

Jan-Sep 2014: 1,490

Filings Trending: Upward ▲

D
a
s
h
b
o
a
r
d

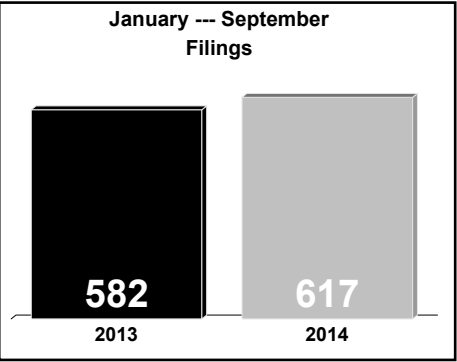
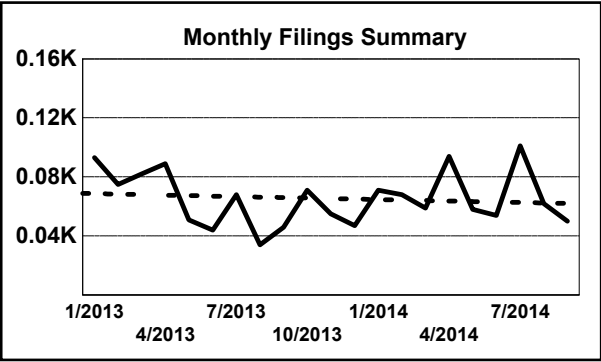


	Jan	Feb	Mar	Apr	May	Jun	Jul	Aug	Sep	Oct	Nov	Dec	Thru Sep	% Change	Trending	Total
2013	158	127	176	142	130	128	142	156	149	155	100	147	1,308			1,710
2014	192	145	234	167	149	147	167	138	151	-	-	-	1,490	13.9%	▲	1,490

		Jan	Feb	Mar	Apr	May	Jun	Jul	Aug	Sep	Oct	Nov	Dec	Thru Sep	% Change	Trending	Total
Administrative Law	2013	-	-	-	1	-	-	-	-	-	-	-	-	1			1
	2014	-	-	-	-	-	-	-	-	1	-	-	-	1	0.0%	↔	1
Contested Divorce	2013	8	6	12	16	2	6	6	10	7	12	10	9	73			104
	2014	9	5	19	10	9	11	8	11	7	-	-	-	89	21.9%	▲	89
Domestic and Family - Level 1	2013	2	4	4	4	6	2	9	4	3	-	4	4	38			46
	2014	2	-	1	15	10	8	7	8	29	-	-	-	80	110.5%	▲	80
Domestic and Family - Level 2	2013	-	3	1	-	-	-	1	3	2	1	-	-	10			11
	2014	-	1	-	-	4	1	-	3	3	-	-	-	12	20.0%	▲	12
General Civil - Level 1	2013	-	2	1	-	-	-	-	-	-	-	-	-	3			3
	2014	-	-	-	1	-	-	1	-	-	-	-	-	2	-33.3%	▼	2
General Civil - Level 2	2013	2	-	2	2	-	1	1	4	3	1	2	1	15			19
	2014	1	2	2	5	2	1	2	1	8	-	-	-	24	60.0%	▲	24
General Civil - Level 3	2013	1	-	1	1	5	1	-	11	2	2	-	-	22			24
	2014	-	7	1	2	4	1	2	1	1	-	-	-	19	-13.6%	▼	19
Miscellaneous	2013	57	36	27	34	20	21	26	13	29	33	16	23	263			335
	2014	24	45	52	21	11	24	25	16	29	-	-	-	247	-6.1%	▼	247
Misdemeanor	2013	5	6	8	1	3	2	2	9	6	9	11	10	42			72
	2014	12	6	4	9	8	3	9	12	3	-	-	-	66	57.1%	▲	66
Non-Capital Felonies and Related Matters	2013	23	22	28	19	41	38	49	46	43	52	19	37	309			417
	2014	77	29	44	37	44	43	63	34	25	-	-	-	396	28.2%	▲	396
Other	2013	43	25	60	34	27	33	25	33	32	26	19	47	312			404
	2014	46	30	72	33	37	42	31	26	19	-	-	-	336	7.7%	▲	336
Other Criminally Related Matters	2013	-	-	-	1	2	2	2	1	2	-	2	2	10			14
	2014	-	1	3	3	-	1	-	2	2	-	-	-	12	20.0%	▲	12
Probates/Wills and Trusts - Level 2	2013	-	-	-	-	1	-	-	-	-	2	-	1	1			4
	2014	1	1	-	-	-	-	-	2	-	-	-	-	4	300.0%	▲	4
Uncontested Divorce	2013	17	23	32	29	23	22	21	22	20	17	17	13	209			256
	2014	20	18	36	31	20	12	19	22	24	-	-	-	202	-3.3%	▼	202

Type of Court: Circuit
Locale/Circuit: Clarke 26
Start/End Date: Jan-13 / Sep-14
Type of Case: Filings
AVG. Month: 65
2013 AVG Month: 63
2014 AVG Month: 69
Jan-Sep 2013: 582
Jan-Sep 2014: 617
Filings Trending: Upward ▲

D
a
s
h
b
o
a
r
d



	Jan	Feb	Mar	Apr	May	Jun	Jul	Aug	Sep	Oct	Nov	Dec	Thru Sep	% Change	Trending	Total
2013	93	75	82	89	51	44	68	34	46	71	55	47	582			755
2014	71	68	59	94	58	54	101	62	50	-	-	-	617	6.0%	▲	617

		Jan	Feb	Mar	Apr	May	Jun	Jul	Aug	Sep	Oct	Nov	Dec	Thru Sep	% Change	Trending	Total
Contested Divorce	2013	3	1	2	5	2	1	3	2	1	3	3	1	20			27
	2014	2	3	1	2	3	4	4	3	-	-	-	-	22	10.0%	▲	22
Domestic and Family - Level 1	2013	1	1	-	1	-	-	1	-	2	-	-	-	6			6
	2014	-	1	-	2	-	-	1	-	1	-	-	-	5	-16.7%	▼	5
Domestic and Family - Level 2	2013	-	-	-	2	1	-	-	1	1	1	-	-	5			6
	2014	2	1	-	1	1	-	1	-	-	-	-	-	6	20.0%	▲	6
General Civil - Level 1	2014	1	-	-	-	-	-	-	1	-	-	-	-	2			2
	2013	-	1	1	3	2	4	1	-	1	1	-	1	13			15
General Civil - Level 2	2014	-	1	1	4	4	1	2	2	3	-	-	-	18	38.5%	▲	18
	2013	1	-	-	1	1	1	-	-	-	1	2	2	4			9
General Civil - Level 3	2014	-	1	1	-	1	1	-	-	1	-	-	-	5	25.0%	▲	5
	2013	61	46	48	36	30	16	29	30	23	24	30	26	319			399
Miscellaneous	2014	41	28	40	22	27	24	26	19	26	-	-	-	253	-20.7%	▼	253
	2013	7	6	7	13	5	4	9	-	4	11	5	3	55			74
Misdemeanor	2014	1	11	4	12	6	1	13	11	7	-	-	-	66	20.0%	▲	66
	2013	18	8	22	22	7	14	23	-	6	25	11	10	120			166
Non-Capital Felonies and Related Matters	2014	9	13	8	44	10	6	49	15	5	-	-	-	159	32.5%	▲	159
	2013	-	-	-	-	-	-	1	-	-	-	2	-	1			3
Other	2014	3	-	1	1	1	2	2	3	1	-	-	-	14	1,300.0%	▲	14
	2013	-	2	-	1	1	1	1	-	3	3	-	1	9			13
Other Criminally Related Matters	2014	5	6	1	3	-	8	3	1	1	-	-	-	28	211.1%	▲	28
	2014	1	-	-	-	-	-	-	-	-	-	-	-	1			1
Probates/Wills and Trusts	2013	-	3	-	-	-	-	-	-	1	-	-	-	4			4
	2014	-	-	-	-	-	-	-	3	1	-	-	-	4	0.0%	↔	4
Probates/Wills and Trusts - Level 2	2013	2	7	2	5	2	3	-	1	4	2	2	3	26			33
	2014	6	3	2	3	5	7	-	4	4	-	-	-	34	30.8%	▲	34

Type of Court: Circuit

Locale/Circuit: Frederick 26

Start/End Date: Jan-13 / Sep-14

Type of Case: Filings

AVG. Month: 397

2013 AVG Month: 408

2014 AVG Month: 383

Jan-Sep 2013: 3,892

Jan-Sep 2014: 3,449

Filings Trending: Downward ▼

D

a

s

h

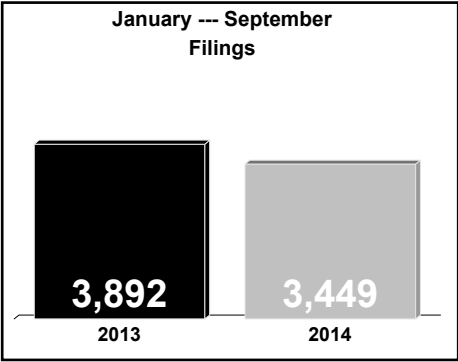
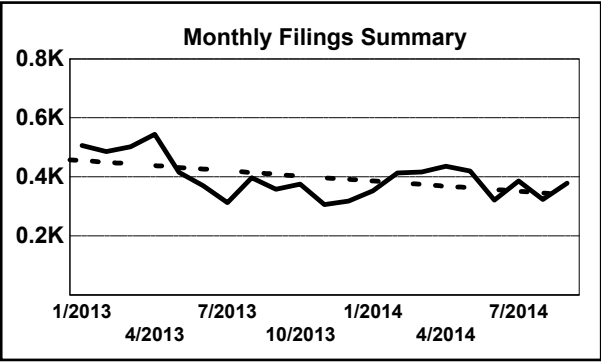
b

o

a

r

d



	Jan	Feb	Mar	Apr	May	Jun	Jul	Aug	Sep	Oct	Nov	Dec	Thru Sep	% Change	Trending	Total
2013	506	486	502	544	416	370	313	397	358	376	306	318	3,892			4,892
2014	353	413	417	436	420	321	386	324	379	-	-	-	3,449	-11.4%	▼	3,449

		Jan	Feb	Mar	Apr	May	Jun	Jul	Aug	Sep	Oct	Nov	Dec	Thru Sep	% Change	Trending	Total
Administrative Law	2013	1	-	-	-	-	1	-	-	-	-	1	-	2			3
	2014	-	-	-	1	-	-	1	2	-	-	-	-	4	100.0%	▲	4
Contested Divorce	2013	12	7	15	12	13	14	10	16	3	11	10	7	102			130
	2014	4	9	7	6	4	12	9	9	8	-	-	-	68	-33.3%	▼	68
Domestic and Family - Level 1	2013	2	7	5	7	2	7	6	2	6	2	4	4	44			54
	2014	-	1	4	7	9	-	1	-	-	-	-	-	22	-50.0%	▼	22
Domestic and Family - Level 2	2013	3	1	1	3	1	4	2	3	-	4	5	4	18			31
	2014	2	2	-	5	1	4	3	-	1	-	-	-	18	0.0%	↔	18
General Civil - Level 1	2013	-	-	1	-	-	-	-	-	-	1	-	2	1			4
	2014	-	-	1	-	-	-	1	-	-	-	-	-	2	100.0%	▲	2
General Civil - Level 2	2013	15	7	3	11	9	5	7	9	8	8	5	7	74			94
	2014	7	5	6	5	10	4	3	10	16	-	-	-	66	-10.8%	▼	66
General Civil - Level 3	2013	2	2	2	2	7	8	3	4	3	3	7	1	33			44
	2014	3	3	5	3	3	5	5	2	5	-	-	-	34	3.0%	▲	34
Miscellaneous	2013	298	280	221	162	118	110	118	121	131	137	107	125	1,559			1,928
	2014	163	157	155	175	118	112	126	116	105	-	-	-	1,227	-21.3%	▼	1,227
Misdemeanor	2013	34	32	61	45	39	96	46	48	35	40	33	34	436			543
	2014	34	33	54	48	48	24	37	38	65	-	-	-	381	-12.6%	▼	381
Non-Capital Felonies and Related Matters	2013	97	113	149	261	189	92	94	172	147	131	113	114	1,314			1,672
	2014	117	178	148	167	198	130	164	118	148	-	-	-	1,368	4.1%	▲	1,368
Other	2013	-	-	1	-	-	-	-	1	-	-	-	1	2			3
	2014	-	1	-	-	3	3	4	4	9	-	-	-	24	1,100.0%	▲	24
Other Criminally Related Matters	2013	11	6	5	13	4	7	4	3	7	9	3	4	60			76
	2014	2	2	6	3	5	5	6	6	2	-	-	-	37	-38.3%	▼	37
Probates/Wills and Trusts	2014	-	-	-	-	-	-	1	-	-	-	-	-	1			1
Probates/Wills and Trusts - Level 2	2013	5	5	1	1	3	3	1	2	2	4	1	1	23			29
	2014	3	1	3	3	3	3	2	2	2	-	-	-	22	-4.3%	▼	22
Uncontested Divorce	2013	26	26	37	27	31	23	22	16	16	26	17	14	224			281
	2014	18	21	28	13	18	19	23	17	18	-	-	-	175	-21.9%	▼	175

Type of Court: Circuit

Locale/Circuit: Page 26

Start/End Date: Jan-13 / Sep-14

Type of Case: Filings

AVG. Month: 134

2013 AVG Month: 134

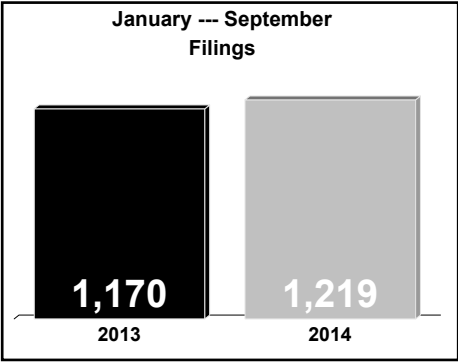
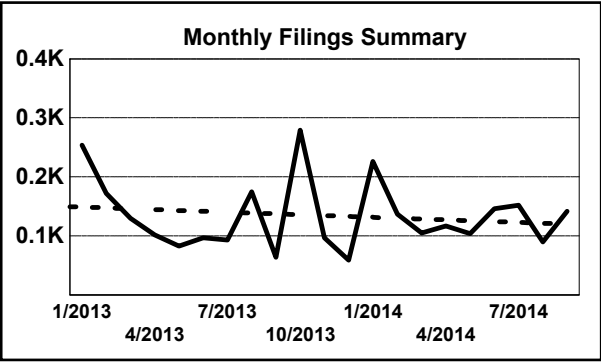
2014 AVG Month: 135

Jan-Sep 2013: 1,170

Jan-Sep 2014: 1,219

Filings Trending: Upward ▲

D
a
s
h
b
o
a
r
d



	Jan	Feb	Mar	Apr	May	Jun	Jul	Aug	Sep	Oct	Nov	Dec	Thru Sep	% Change	Trending	Total
2013	254	172	130	102	83	97	93	175	64	279	97	59	1,170			1,605
2014	226	137	105	117	104	146	152	90	142	-	-	-	1,219	4.2%	▲	1,219

		Jan	Feb	Mar	Apr	May	Jun	Jul	Aug	Sep	Oct	Nov	Dec	Thru Sep	% Change	Trending	Total
Contested Divorce	2013	2	3	3	2	3	2	2	5	1	8	2	-	23			33
	2014	4	3	2	-	2	1	3	2	2	-	-	-	19	-17.4%	▼	19
Domestic and Family - Level 1	2013	-	4	2	3	5	1	2	6	2	3	1	2	25			31
	2014	2	5	5	2	5	2	1	3	2	-	-	-	27	8.0%	▲	27
Domestic and Family - Level 2	2013	1	3	-	-	4	1	-	1	1	2	-	1	11			14
	2014	-	1	1	1	-	-	-	1	-	-	-	-	4	-63.6%	▼	4
General Civil - Level 1	2013	-	-	-	1	-	-	-	-	-	-	-	-	1			1
	2014	-	-	-	-	-	1	-	-	-	-	-	-	1	0.0%	↔	1
General Civil - Level 2	2013	2	4	2	3	-	3	2	1	5	4	4	6	22			36
	2014	4	4	2	2	1	6	4	6	-	-	-	-	29	31.8%	▲	29
General Civil - Level 3	2013	-	3	-	6	3	-	-	-	4	7	2	-	16			25
	2014	1	-	-	1	-	1	6	1	-	-	-	-	10	-37.5%	▼	10
Miscellaneous	2013	82	75	63	44	28	33	25	27	16	37	30	34	393			494
	2014	56	63	48	37	30	17	25	30	35	-	-	-	341	-13.2%	▼	341
Misdemeanor	2013	62	17	18	11	12	5	18	39	8	61	13	1	190			265
	2014	42	8	12	11	15	13	22	10	27	-	-	-	160	-15.8%	▼	160
Non-Capital Felonies and Related Matters	2013	90	48	35	19	22	39	34	87	22	147	36	9	396			588
	2014	107	40	30	52	40	95	82	29	65	-	-	-	540	36.4%	▲	540
Other	2013	3	5	1	3	1	2	2	-	1	2	3	3	18			26
	2014	1	4	-	1	1	2	2	2	7	-	-	-	20	11.1%	▲	20
Other Criminally Related Matters	2013	1	-	-	4	2	1	-	1	-	2	1	1	9			13
	2014	2	-	2	2	-	-	2	1	-	-	-	-	9	0.0%	↔	9
Probates/Wills and Trusts - Level 1	2013	1	-	1	-	-	-	-	-	-	1	-	-	2			3
	2014	-	-	2	-	1	-	-	-	-	-	-	-	3	50.0%	▲	3
Probates/Wills and Trusts - Level 2	2013	1	2	1	-	1	-	-	-	-	-	-	-	5			5
	2014	1	-	-	-	4	-	-	-	-	-	-	-	5	0.0%	↔	5
Protective Orders	2013	-	1	-	1	1	-	-	-	-	-	-	-	3			3
	2014	-	1	-	-	-	-	-	-	-	-	-	-	1	-66.7%	▼	1
Uncontested Divorce	2013	9	7	4	5	1	10	8	8	4	5	5	2	56			68
	2014	6	8	1	8	5	8	5	5	4	-	-	-	50	-10.7%	▼	50

Type of Court: Circuit

Locale/Circuit: Rockingham 26

Start/End Date: Jan-13 / Sep-14

Type of Case: Filings

AVG. Month: 600

2013 AVG Month: 585

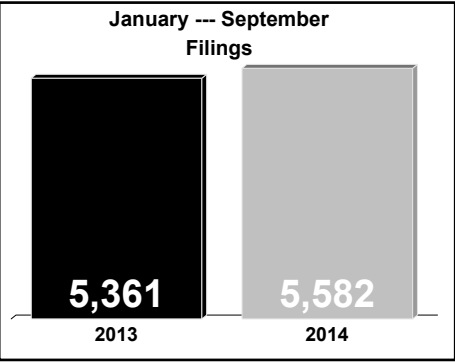
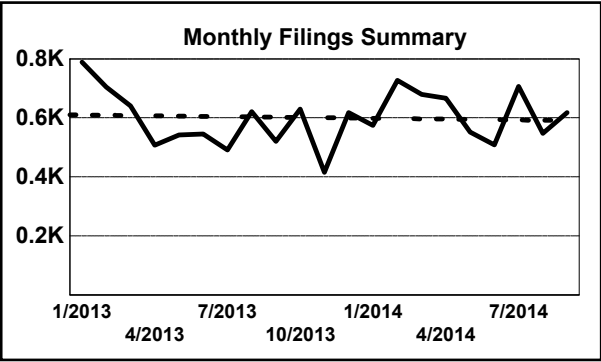
2014 AVG Month: 620

Jan-Sep 2013: 5,361

Jan-Sep 2014: 5,582

Filings Trending: Upward ▲

D
a
s
h
b
o
a
r
d



	Jan	Feb	Mar	Apr	May	Jun	Jul	Aug	Sep	Oct	Nov	Dec	Thru Sep	% Change	Trending	Total
2013	789	704	640	508	542	545	491	621	521	630	416	618	5,361			7,025
2014	575	727	679	667	552	509	707	548	618	-	-	-	5,582	4.1%	▲	5,582

		Jan	Feb	Mar	Apr	May	Jun	Jul	Aug	Sep	Oct	Nov	Dec	Thru Sep	% Change	Trending	Total
Administrative Law	2013	-	-	1	-	3	-	-	-	2	-	-	-	6			6
	2014	-	-	-	-	-	-	-	1	-	-	-	-	1	-83.3%	▼	1
Capital Murder	2014	-	-	2	-	-	-	-	-	-	-	-	-	2			2
Contested Divorce	2013	15	14	11	12	18	7	11	12	13	16	10	9	113			148
	2014	11	17	14	15	11	6	7	7	13	-	-	-	101	-10.6%	▼	101
Domestic and Family - Level 1	2013	7	6	9	5	6	14	5	9	4	3	16	2	65			86
	2014	6	3	15	7	6	11	7	14	1	-	-	-	70	7.7%	▲	70
Domestic and Family - Level 2	2013	8	4	7	2	5	7	4	9	2	3	1	7	48			59
	2014	3	5	1	9	7	5	4	7	4	-	-	-	45	-6.3%	▼	45
General Civil - Level 1	2013	2	-	-	-	1	1	3	3	-	4	-	2	10			16
	2014	-	-	-	1	1	-	2	2	-	-	-	-	6	-40.0%	▼	6
General Civil - Level 2	2013	14	11	14	17	16	13	12	22	14	10	7	8	133			158
	2014	14	20	20	10	12	20	15	14	16	-	-	-	141	6.0%	▲	141
General Civil - Level 3	2013	6	6	4	7	6	3	5	9	4	3	6	5	50			64
	2014	2	5	5	10	4	3	7	2	1	-	-	-	39	-22.0%	▼	39
Miscellaneous	2013	433	297	222	191	143	127	144	161	168	160	149	180	1,886			2,375
	2014	209	241	255	223	150	129	163	148	160	-	-	-	1,678	-11.0%	▼	1,678
Misdemeanor	2013	37	46	50	34	52	53	45	82	45	61	29	58	444			592
	2014	52	69	62	61	48	43	69	49	54	-	-	-	507	14.2%	▲	507
Non-Capital Felonies and Related Matters	2013	161	192	200	135	165	208	158	214	159	274	118	228	1,592			2,212
	2014	156	240	215	226	239	190	302	197	245	-	-	-	2,010	26.3%	▲	2,010
Other	2013	67	67	73	71	82	81	63	57	70	59	52	96	631			838
	2014	83	77	44	69	43	55	72	61	73	-	-	-	577	-8.6%	▼	577
Other Criminally Related Matters	2013	14	12	17	6	12	5	15	9	15	7	3	3	105			118
	2014	8	17	9	5	8	4	25	11	15	-	-	-	102	-2.9%	▼	102
Probates/Wills and Trusts - Level 1	2013	-	-	1	-	-	-	-	1	1	-	-	-	3			3
	2014	1	-	-	1	-	-	-	-	2	-	-	-	4	33.3%	▲	4
Probates/Wills and Trusts - Level 2	2013	5	2	1	1	2	5	3	1	1	1	2	3	21			27
	2014	3	-	7	1	1	3	2	1	6	-	-	-	24	14.3%	▲	24
Protective Orders	2013	-	1	-	-	1	-	-	1	2	-	2	-	5			7
	2014	1	3	4	2	-	1	2	2	2	-	-	-	17	240.0%	▲	17
Uncontested Divorce	2013	20	46	30	27	30	21	23	31	21	29	21	17	249			316
	2014	26	30	26	27	22	39	30	32	26	-	-	-	258	3.6%	▲	258

Type of Court: Circuit

Locale/Circuit: Shenandoah 26

Start/End Date: Jan-13 / Sep-14

Type of Case: Filings

AVG. Month: 284

2013 AVG Month: 297

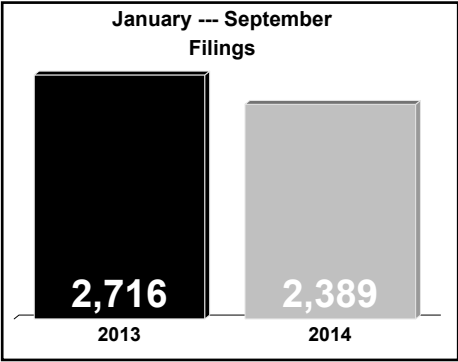
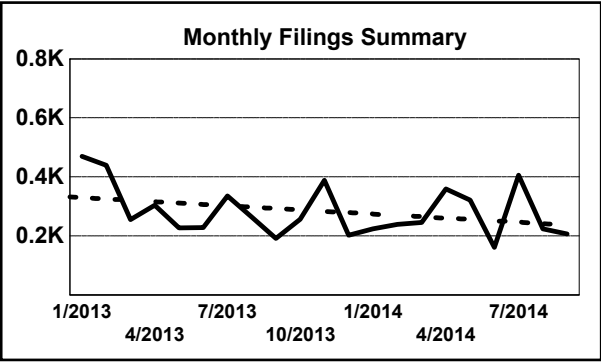
2014 AVG Month: 265

Jan-Sep 2013: 2,716

Jan-Sep 2014: 2,389

Filings Trending: Downward ▼

D
a
s
h
b
o
a
r
d



	Jan	Feb	Mar	Apr	May	Jun	Jul	Aug	Sep	Oct	Nov	Dec	Thru Sep	% Change	Trending	Total
2013	470	439	256	304	227	228	336	264	192	257	389	203	2,716			3,565
2014	224	239	246	359	322	162	406	224	207	-	-	-	2,389	-12.0%	▼	2,389

		Jan	Feb	Mar	Apr	May	Jun	Jul	Aug	Sep	Oct	Nov	Dec	Thru Sep	% Change	Trending	Total
Administrative Law	2013	-	1	-	-	-	-	-	-	-	-	-	-	1			1
	2014	-	-	-	1	1	-	-	-	-	-	-	-	2	100.0%	▲	2
Capital Murder	2014	-	-	-	1	-	-	-	-	-	-	-	-	1			1
Contested Divorce	2013	6	4	2	6	2	2	3	3	2	4	3	2	30			39
	2014	6	6	4	5	4	3	5	5	4	-	-	-	42	40.0%	▲	42
Domestic and Family - Level 1	2013	4	7	6	3	2	5	-	2	7	5	1	5	36			47
	2014	-	4	6	6	12	3	6	5	10	-	-	-	52	44.4%	▲	52
Domestic and Family - Level 2	2013	-	7	1	1	2	1	1	1	2	1	1	1	16			19
	2014	1	2	3	1	1	2	2	2	1	-	-	-	15	-6.3%	▼	15
General Civil - Level 1	2013	-	-	-	-	-	-	-	1	-	-	-	1	1			2
	2014	1	-	-	-	-	-	-	-	-	-	-	-	1	0.0%	↔	1
General Civil - Level 2	2013	4	4	4	7	5	5	8	4	1	-	1	2	42			45
	2014	2	2	4	7	7	4	6	1	5	-	-	-	38	-9.5%	▼	38
General Civil - Level 3	2013	4	3	2	3	2	3	2	2	2	1	2	2	23			28
	2014	-	3	2	2	1	4	-	2	-	-	-	-	14	-39.1%	▼	14
Miscellaneous	2013	159	160	163	111	68	72	75	83	74	99	77	76	965			1,217
	2014	96	87	99	88	57	75	64	52	78	-	-	-	696	-27.9%	▼	696
Misdemeanor	2013	62	60	2	30	16	11	38	30	10	34	28	18	259			339
	2014	24	34	21	29	16	7	29	25	23	-	-	-	208	-19.7%	▼	208
Non-Capital Felonies and Related Matters	2013	169	108	7	105	75	36	134	89	22	81	224	6	745			1,056
	2014	67	48	13	123	121	6	251	63	18	-	-	-	710	-4.7%	▼	710
Other	2013	53	70	55	26	40	86	61	39	57	20	31	79	487			617
	2014	20	36	77	77	93	45	27	57	41	-	-	-	473	-2.9%	▼	473
Other Criminally Related Matters	2013	1	2	1	4	1	1	4	1	5	1	9	3	20			33
	2014	-	3	1	6	-	3	2	1	17	-	-	-	33	65.0%	▲	33
Probates/Wills and Trusts	2013	-	-	-	-	-	-	-	-	-	1	-	-	0			1
Probates/Wills and Trusts - Level 2	2013	2	-	2	-	1	-	1	1	1	3	-	1	8	0.0%	↔	12
	2014	3	1	4	-	-	-	1	-	1	-	-	-	10	25.0%	▲	10
Uncontested Divorce	2013	6	13	11	8	13	6	9	8	9	7	12	7	83			109
	2014	4	13	12	13	9	10	13	11	9	-	-	-	94	13.3%	▲	94

Type of Court: Circuit

Locale/Circuit: Warren 26

Start/End Date: Jan-13 / Sep-14

Type of Case: Filings

AVG. Month: 257

2013 AVG Month: 268

2014 AVG Month: 242

Jan-Sep 2013: 2,436

Jan-Sep 2014: 2,178

Filings Trending: Downward ▼

D

a

s

h

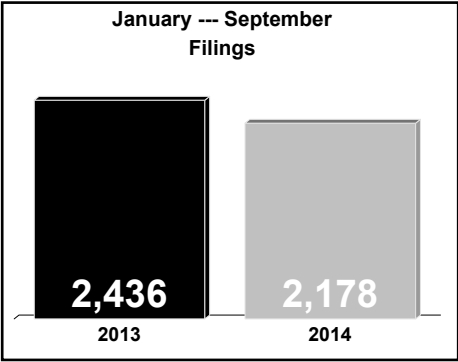
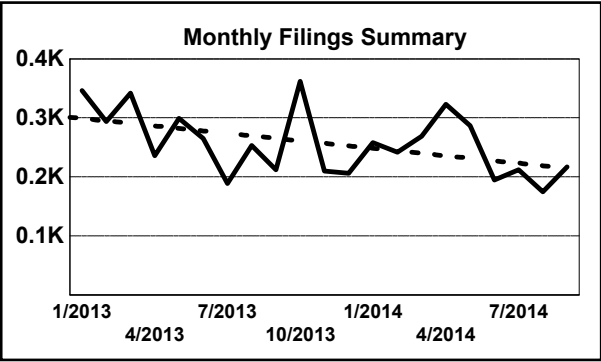
b

o

a

r

d

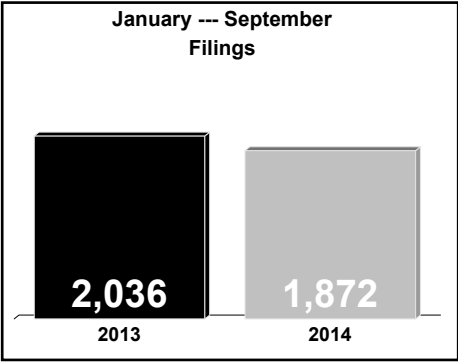
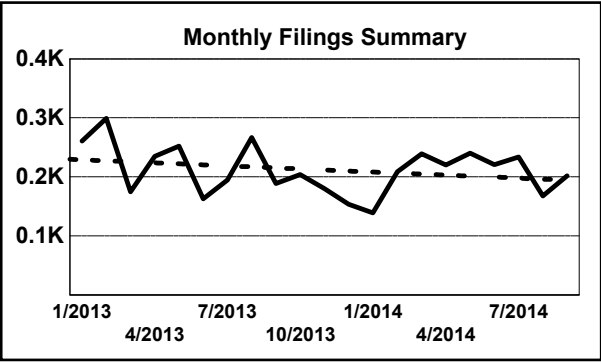


	Jan	Feb	Mar	Apr	May	Jun	Jul	Aug	Sep	Oct	Nov	Dec	Thru Sep	% Change	Trending	Total
2013	346	294	342	236	299	265	189	253	212	362	210	206	2,436			3,214
2014	258	242	269	323	287	195	212	175	217	-	-	-	2,178	-10.6%	▼	2,178

		Jan	Feb	Mar	Apr	May	Jun	Jul	Aug	Sep	Oct	Nov	Dec	Thru Sep	% Change	Trending	Total
Administrative Law	2013	-	-	1	-	-	-	1	-	-	1	-	-	2			3
	2014	-	-	-	-	-	-	1	-	-	-	-	-	1	-50.0%	▼	1
Contested Divorce	2013	4	7	8	15	10	8	5	5	8	9	4	5	70			88
	2014	8	8	10	10	10	8	3	13	10	-	-	-	80	14.3%	▲	80
Domestic and Family - Level 1	2013	6	5	11	4	11	8	11	2	18	21	5	4	76			106
	2014	-	11	6	2	5	6	4	7	5	-	-	-	46	-39.5%	▼	46
Domestic and Family - Level 2	2013	5	-	-	2	-	3	-	-	2	5	-	7	12			24
	2014	-	3	2	4	7	2	4	1	-	-	-	-	23	91.7%	▲	23
General Civil - Level 1	2013	-	-	-	-	-	-	-	-	-	-	1	-	0			1
	2014	-	1	1	-	-	-	1	-	-	-	-	-	3	0.0%	↔	3
General Civil - Level 2	2013	5	6	7	15	7	7	1	8	6	5	2	4	62			73
	2014	6	2	7	3	5	9	5	5	11	-	-	-	53	-14.5%	▼	53
General Civil - Level 3	2013	3	1	4	1	2	1	5	1	-	1	1	-	18			20
	2014	1	2	3	2	2	1	3	2	1	-	-	-	17	-5.6%	▼	17
Miscellaneous	2013	161	125	117	99	76	77	57	62	75	83	64	74	849			1,070
	2014	95	84	94	92	68	49	53	71	65	-	-	-	671	-21.0%	▼	671
Misdemeanor	2013	19	20	21	11	22	11	11	16	26	23	17	7	157			204
	2014	14	3	18	18	15	13	25	21	14	-	-	-	141	-10.2%	▼	141
Non-Capital Felonies and Related Matters	2013	81	46	103	25	79	100	31	101	25	135	85	61	591			872
	2014	82	37	41	107	124	47	69	31	89	-	-	-	627	6.1%	▲	627
Other	2013	47	68	53	40	71	28	27	26	23	57	20	30	383			490
	2014	28	72	57	53	25	35	23	-	1	-	-	-	294	-23.2%	▼	294
Other Criminally Related Matters	2013	2	3	1	4	1	3	15	10	4	2	-	1	43			46
	2014	8	2	10	7	4	4	4	-	4	-	-	-	43	0.0%	↔	43
Probates/Wills and Trusts - Level 1	2013	1	-	-	-	-	1	-	-	-	-	-	-	2			2
	2014	-	-	-	-	-	-	-	1	-	-	-	-	1	-50.0%	▼	1
Probates/Wills and Trusts - Level 2	2013	-	-	1	3	-	-	-	-	1	1	-	-	5			6
	2014	-	-	2	1	1	-	-	-	1	-	-	-	5	0.0%	↔	5
Protective Orders	2013	-	-	-	-	-	-	-	-	-	-	1	-	0			1
	2014	-	-	-	-	-	4	3	1	1	-	-	-	9	0.0%	↔	9
Uncontested Divorce	2013	12	13	15	17	20	18	25	22	24	19	10	13	166			208
	2014	16	17	18	24	21	17	14	22	15	-	-	-	164	-1.2%	▼	164

Type of Court: Circuit
Locale/Circuit: Winchester 26
Start/End Date: Jan-13 / Sep-14
Type of Case: Filings
AVG. Month: 212
2013 AVG Month: 215
2014 AVG Month: 208
Jan-Sep 2013: 2,036
Jan-Sep 2014: 1,872
Filings Trending: Downward ▼

D
a
s
h
b
o
a
r
d

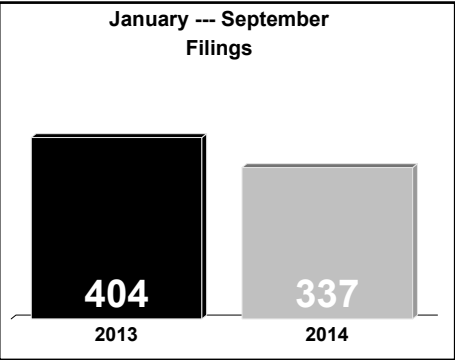
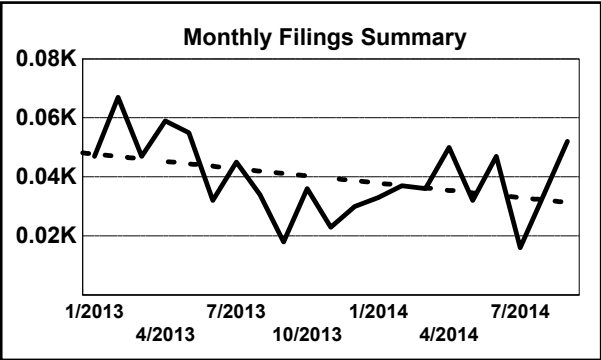


	Jan	Feb	Mar	Apr	May	Jun	Jul	Aug	Sep	Oct	Nov	Dec	Thru Sep	% Change	Trending	Total
2013	261	299	175	235	252	163	195	267	189	204	180	154	2,036			2,574
2014	139	209	239	220	240	221	234	168	202	-	-	-	1,872	-8.1%	▼	1,872

		Jan	Feb	Mar	Apr	May	Jun	Jul	Aug	Sep	Oct	Nov	Dec	Thru Sep	% Change	Trending	Total
Administrative Law	2013	-	-	-	-	-	1	-	-	-	-	-	-	1			1
Contested Divorce	2013	2	6	1	3	3	4	3	3	4	4	5	6	29			44
	2014	1	5	2	5	7	5	6	4	3	-	-	-	38	31.0%	▲	38
Domestic and Family - Level 1	2013	1	2	1	4	-	3	2	3	-	6	1	4	16			27
	2014	1	2	4	4	1	1	-	2	1	-	-	-	16	0.0%	↔	16
Domestic and Family - Level 2	2013	-	1	-	-	4	2	-	1	1	1	1	4	9			15
	2014	-	2	2	1	-	2	2	1	6	-	-	-	16	77.8%	▲	16
General Civil - Level 1	2013	4	-	-	-	1	1	-	3	1	-	-	-	10			10
	2014	-	-	-	1	1	1	-	1	4	-	-	-	8	-20.0%	▼	8
General Civil - Level 2	2013	7	6	2	13	5	4	3	8	6	1	3	2	54			60
	2014	2	8	2	3	7	1	2	3	3	-	-	-	31	-42.6%	▼	31
General Civil - Level 3	2013	4	1	3	2	3	3	1	1	6	-	1	-	24			25
	2014	-	-	1	1	1	4	4	1	-	-	-	-	12	-50.0%	▼	12
Miscellaneous	2013	66	63	33	27	38	23	26	31	35	29	32	17	342			420
	2014	31	39	34	43	24	29	30	27	21	-	-	-	278	-18.7%	▼	278
Misdemeanor	2013	55	67	36	51	50	40	61	65	39	39	57	35	464			595
	2014	20	53	72	45	69	39	52	34	60	-	-	-	444	-4.3%	▼	444
Non-Capital Felonies and Related Matters	2013	119	136	85	125	132	76	82	132	79	111	62	74	966			1,213
	2014	65	80	101	94	120	118	119	78	83	-	-	-	858	-11.2%	▼	858
Other	2013	1	4	3	4	-	2	1	2	7	3	4	6	24			37
	2014	4	3	2	5	4	4	4	2	7	-	-	-	35	45.8%	▲	35
Other Criminally Related Matters	2013	-	9	4	-	5	2	7	3	1	3	7	-	31			41
	2014	3	5	5	2	-	2	6	2	-	-	-	-	25	-19.4%	▼	25
Probates/Wills and Trusts - Level 1	2013	-	-	-	-	1	-	-	-	-	-	-	-	1			1
	2014	-	1	-	-	-	-	1	-	2	-	-	-	4	300.0%	▲	4
Probates/Wills and Trusts - Level 2	2013	-	-	-	1	-	-	-	1	1	-	-	1	3			4
	2014	1	1	1	-	-	1	-	1	1	-	-	-	6	100.0%	▲	6
Uncontested Divorce	2013	2	4	7	5	10	2	9	14	9	7	7	5	62			81
	2014	11	10	13	16	6	14	8	12	11	-	-	-	101	62.9%	▲	101

Type of Court: Circuit
Locale/Circuit: Bland 27
Start/End Date: Jan-13 / Sep-14
Type of Case: Filings
AVG. Month: 40
2013 AVG Month: 41
2014 AVG Month: 37
Jan-Sep 2013: 404
Jan-Sep 2014: 337
Filings Trending: Downward ▼

D
a
s
h
b
o
a
r
d



	Jan	Feb	Mar	Apr	May	Jun	Jul	Aug	Sep	Oct	Nov	Dec	Thru Sep	% Change	Trending	Total
2013	47	67	47	59	55	32	45	34	18	36	23	30	404			493
2014	33	37	36	50	32	47	16	34	52	-	-	-	337	-16.6%	▼	337

		Jan	Feb	Mar	Apr	May	Jun	Jul	Aug	Sep	Oct	Nov	Dec	Thru Sep	% Change	Trending	Total
Contested Divorce	2013	-	2	-	1	1	-	3	3	-	-	1	-	10			11
	2014	1	-	-	1	-	3	-	1	-	-	-	-	6	-40.0%	▼	6
Domestic and Family - Level 1	2013	1	3	-	-	1	-	-	1	-	-	-	-	6			6
	2014	-	-	-	1	-	1	-	-	2	-	-	-	4	-33.3%	▼	4
Domestic and Family - Level 2	2013	2	-	1	-	-	-	3	-	1	-	-	-	7			7
	2014	1	-	-	1	-	-	-	-	-	-	-	-	2	-71.4%	▼	2
General Civil - Level 2	2013	1	3	1	-	1	1	1	-	1	-	-	1	9			10
	2014	-	-	-	1	-	1	-	-	2	-	-	-	4	-55.6%	▼	4
General Civil - Level 3	2013	-	-	-	1	-	-	1	-	-	-	-	2	2			4
	2014	33	45	33	35	27	5	19	13	12	19	11	18	222			270
Miscellaneous	2013	33	45	33	35	27	5	19	13	12	19	11	18	222			270
	2014	23	22	25	38	16	16	12	14	17	-	-	-	183	-17.6%	▼	183
Misdemeanor	2013	2	2	1	-	2	-	2	1	-	1	-	2	10			13
	2014	-	1	2	1	1	1	-	2	1	-	-	-	9	-10.0%	▼	9
Non-Capital Felonies and Related Matters	2013	4	9	9	20	19	23	13	14	4	12	8	6	115			141
	2014	2	11	3	5	9	20	1	9	25	-	-	-	85	-26.1%	▼	85
Other	2013	1	-	-	1	-	-	1	-	-	1	-	-	3			4
	2014	-	-	-	-	1	1	1	-	-	-	-	-	3	0.0%	↔	3
Other Criminally Related Matters	2013	-	1	-	-	-	1	1	1	-	-	-	-	4			4
	2014	-	2	-	2	2	-	1	6	1	-	-	-	14	250.0%	▲	14
Probates/Wills and Trusts - Level 2	2013	1	1	-	-	-	-	-	-	-	1	1	-	2			4
	2014	-	1	-	-	1	-	-	-	-	-	-	-	2	0.0%	↔	2
Uncontested Divorce	2013	2	1	2	1	4	2	1	1	-	2	2	1	14			19
	2014	6	-	6	-	2	4	1	2	4	-	-	-	25	78.6%	▲	25

Type of Court: Circuit

Locale/Circuit: Carroll 27

Start/End Date: Jan-13 / Sep-14

Type of Case: Filings

AVG. Month: 235

2013 AVG Month: 233

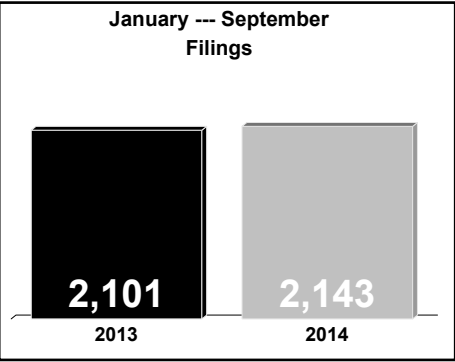
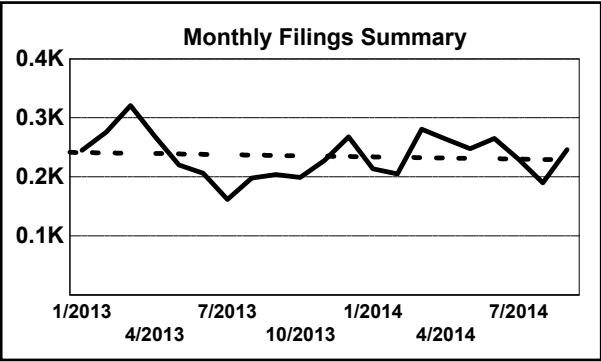
2014 AVG Month: 238

Jan-Sep 2013: 2,101

Jan-Sep 2014: 2,143

Filings Trending: Steady ↔

D
a
s
h
b
o
a
r
d

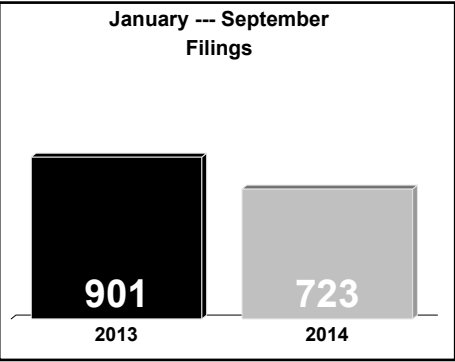
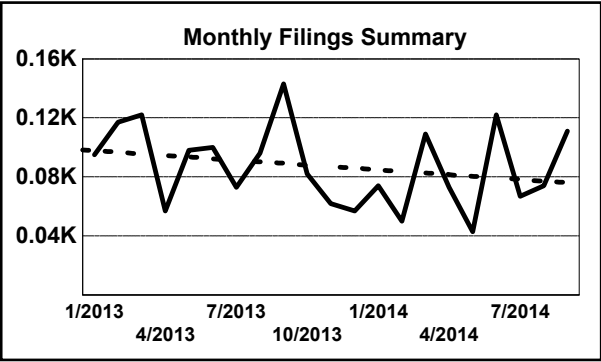


	Jan	Feb	Mar	Apr	May	Jun	Jul	Aug	Sep	Oct	Nov	Dec	Thru Sep	% Change	Trending	Total
2013	245	276	321	269	220	206	162	198	204	199	228	268	2,101			2,796
2014	214	205	281	264	248	265	230	190	246	-	-	-	2,143	2.0%	▲	2,143

		Jan	Feb	Mar	Apr	May	Jun	Jul	Aug	Sep	Oct	Nov	Dec	Thru Sep	% Change	Trending	Total
Administrative Law	2014	-	-	-	-	-	-	-	1	-	-	-	-	1			1
Contested Divorce	2013	3	5	6	10	4	6	1	5	1	5	-	4	41			50
	2014	2	5	6	1	6	4	2	3	4	-	-	-	33	-19.5%	▼	33
Domestic and Family - Level 1	2013	1	2	3	12	1	5	-	4	4	4	2	3	32			41
	2014	4	-	3	5	5	1	12	2	17	-	-	-	49	53.1%	▲	49
Domestic and Family - Level 2	2013	3	2	4	1	1	1	3	3	4	1	6	3	22			32
	2014	3	1	5	2	4	7	-	1	-	-	-	-	23	4.5%	▲	23
General Civil - Level 1	2013	-	2	-	2	1	1	-	-	-	1	-	-	6			7
	2014	2	2	1	1	-	-	-	-	1	-	-	-	7	16.7%	▲	7
General Civil - Level 2	2013	6	3	5	3	1	5	7	5	8	4	6	3	43			56
	2014	2	4	4	4	5	5	8	6	2	-	-	-	40	-7.0%	▼	40
General Civil - Level 3	2013	3	3	2	2	-	16	7	3	4	1	4	1	40			46
	2014	3	5	12	3	2	3	4	5	1	-	-	-	38	-5.0%	▼	38
Miscellaneous	2013	132	140	127	105	91	61	61	61	79	72	77	76	857			1,082
	2014	69	91	91	67	75	51	75	66	43	-	-	-	628	-26.7%	▼	628
Misdemeanor	2013	6	14	34	32	10	4	20	9	6	9	9	5	135			158
	2014	10	4	9	15	14	11	14	6	21	-	-	-	104	-23.0%	▼	104
Non-Capital Felonies and Related Matters	2013	45	56	90	48	63	64	22	56	59	56	81	130	503			770
	2014	80	44	88	90	80	129	56	66	102	-	-	-	735	46.1%	▲	735
Other	2013	25	26	30	21	29	27	23	31	25	24	23	25	237			309
	2014	24	30	29	26	22	25	18	16	22	-	-	-	212	-10.5%	▼	212
Other Criminally Related Matters	2013	12	8	8	22	6	2	11	10	3	15	9	4	82			110
	2014	11	7	9	34	14	18	24	6	22	-	-	-	145	76.8%	▲	145
Probates/Wills and Trusts	2014	-	-	-	-	-	-	-	1	-	-	-	-	1			1
Probates/Wills and Trusts - Level 2	2013	3	5	1	3	4	3	2	2	3	1	4	5	26			36
	2014	-	3	10	3	7	3	5	4	2	-	-	-	37	42.3%	▲	37
Uncontested Divorce	2013	6	10	11	8	9	11	5	9	8	6	7	9	77			99
	2014	4	9	14	13	14	8	12	7	9	-	-	-	90	16.9%	▲	90

Type of Court: Circuit
Locale/Circuit: Floyd 27
Start/End Date: Jan-13 / Sep-14
Type of Case: Filings
AVG. Month: 87
2013 AVG Month: 92
2014 AVG Month: 80
Jan-Sep 2013: 901
Jan-Sep 2014: 723
Filings Trending: Downward ▼

D
a
s
h
b
o
a
r
d



	Jan	Feb	Mar	Apr	May	Jun	Jul	Aug	Sep	Oct	Nov	Dec	Thru Sep	% Change	Trending	Total
2013	95	117	122	57	98	100	73	96	143	82	62	57	901			1,102
2014	74	50	109	73	43	122	67	74	111	-	-	-	723	-19.8%	▼	723

		Jan	Feb	Mar	Apr	May	Jun	Jul	Aug	Sep	Oct	Nov	Dec	Thru Sep	% Change	Trending	Total
Administrative Law	2013	-	-	-	-	1	-	1	-	-	-	-	-	2			2
Contested Divorce	2013	4	2	3	2	3	3	1	3	4	4	7	1	25			37
	2014	1	2	5	5	-	1	1	3	1	-	-	-	19	-24.0%	▼	19
Domestic and Family - Lev	2013	2	-	-	-	-	-	-	-	-	-	-	1	2			3
Domestic and Family - Level 2	2013	3	-	-	2	2	1	-	-	1	3	-	-	9			12
	2014	2	1	-	-	1	-	1	-	-	-	-	-	5	-44.4%	▼	5
General Civil - Level 1	2013	-	-	-	-	-	1	-	-	-	-	-	-	1			1
	2014	1	-	1	-	-	-	-	-	-	-	-	-	2	100.0%	▲	2
General Civil - Level 2	2013	1	2	4	1	2	2	2	2	1	3	1	-	17			21
	2014	2	4	-	-	-	1	2	3	-	-	-	-	12	-29.4%	▼	12
General Civil - Level 3	2013	1	2	-	2	4	-	6	5	2	1	-	-	22			23
	2014	1	-	1	1	-	1	7	3	-	-	-	-	14	-36.4%	▼	14
Miscellaneous	2013	58	72	61	35	35	35	27	37	31	39	30	22	391			482
	2014	39	29	51	39	18	32	25	41	24	-	-	-	298	-23.8%	▼	298
Misdemeanor	2013	5	3	10	2	9	5	5	5	9	7	4	11	53			75
	2014	8	5	18	10	8	15	1	5	11	-	-	-	81	52.8%	▲	81
Non-Capital Felonies and Related Matters	2013	18	30	42	10	33	50	26	33	90	21	11	19	332			383
	2014	16	3	32	10	12	68	11	8	70	-	-	-	230	-30.7%	▼	230
Other	2013	1	-	-	-	-	-	-	-	-	-	-	1	1			2
	2014	-	1	1	-	2	2	11	5	-	-	-	-	22	2,100.0%	▲	22
Other Criminally Related Matters	2013	-	-	-	-	3	-	3	5	-	-	-	-	11			11
	2014	1	2	-	2	1	-	2	2	1	-	-	-	11	0.0%	↔	11
Probates/Wills and Trusts	2014	-	-	-	-	-	-	-	1	-	-	-	-	1			1
Probates/Wills and Trusts - Level 2	2013	-	-	-	-	1	-	1	-	-	1	-	-	2			3
	2014	-	1	-	1	-	-	1	-	1	-	-	-	4	100.0%	▲	4
Uncontested Divorce	2013	2	6	2	3	5	3	1	6	5	3	9	2	33			47
	2014	3	2	-	5	1	2	5	3	3	-	-	-	24	-27.3%	▼	24

Type of Court: Circuit

Locale/Circuit: Giles 27

Start/End Date: Jan-13 / Sep-14

Type of Case: Filings

AVG. Month: 136

2013 AVG Month: 149

2014 AVG Month: 117

Jan-Sep 2013: 1,443

Jan-Sep 2014: 1,056

Filings Trending: Downward ▼

D

a

s

h

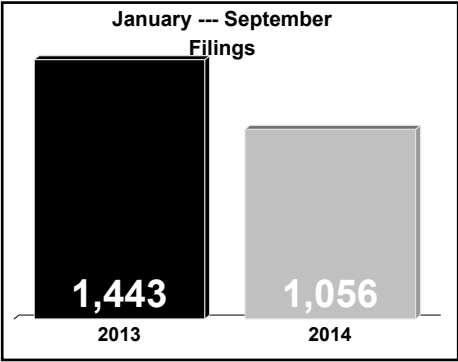
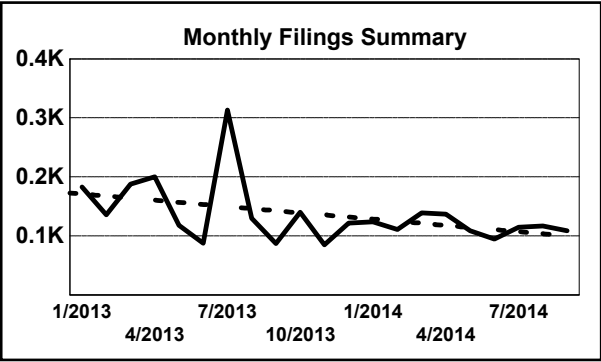
b

o

a

r

d



	Jan	Feb	Mar	Apr	May	Jun	Jul	Aug	Sep	Oct	Nov	Dec	Thru Sep	% Change	Trending	Total
2013	183	136	188	200	118	88	313	130	87	140	85	122	1,443			1,790
2014	124	111	139	137	109	95	115	117	109	-	-	-	1,056	-26.8%	▼	1,056

		Jan	Feb	Mar	Apr	May	Jun	Jul	Aug	Sep	Oct	Nov	Dec	Thru Sep	% Change	Trending	Total
Contested Divorce	2013	3	1	1	2	4	2	-	2	2	1	3	2	17			23
	2014	1	2	3	2	1	1	3	-	-	-	-	-	13	-23.5%	▼	13
Domestic and Family - Level 1	2013	10	-	10	-	-	10	5	2	6	1	2	2	43			48
	2014	9	1	6	-	3	8	-	3	11	-	-	-	41	-4.7%	▼	41
Domestic and Family - Level 2	2013	1	-	6	-	-	3	1	1	1	-	-	-	13			13
	2014	-	-	3	-	1	1	3	-	-	-	-	-	8	-38.5%	▼	8
General Civil - Level 1	2013	-	-	-	-	2	-	1	-	-	-	-	-	3			3
	2014	-	-	1	-	-	-	-	-	-	-	-	-	1	-66.7%	▼	1
General Civil - Level 2	2013	3	1	5	3	10	1	1	2	3	3	1	2	29			35
	2014	1	4	1	3	4	4	1	4	-	-	-	-	22	-24.1%	▼	22
General Civil - Level 3	2013	2	1	4	-	10	3	3	-	1	5	1	-	24			30
	2014	9	3	1	-	1	-	2	7	1	-	-	-	24	0.0%	↔	24
Miscellaneous	2013	106	80	69	140	47	7	74	43	34	38	34	41	600			713
	2014	28	47	50	47	36	24	31	20	33	-	-	-	316	-47.3%	▼	316
Misdemeanor	2013	2	9	2	7	2	14	23	10	4	11	8	4	73			96
	2014	8	2	6	11	4	4	15	4	4	-	-	-	58	-20.5%	▼	58
Non-Capital Felonies and Related Matters	2013	49	38	81	43	30	45	197	44	29	71	23	60	556			710
	2014	59	46	54	67	44	46	50	71	47	-	-	-	484	-12.9%	▼	484
Other	2014	-	1	-	-	-	-	-	-	-	-	-	-	1			1
Other Criminally Related Matters	2013	1	3	-	2	9	1	5	19	3	7	5	8	43			63
	2014	5	2	5	2	7	-	7	6	7	-	-	-	41	-4.7%	▼	41
Probates/Wills and Trusts - Level 2	2013	1	1	1	2	2	1	2	3	1	-	1	-	14			15
	2014	1	3	2	2	1	4	1	1	-	-	-	-	15	7.1%	▲	15
Protective Orders	2013	2	-	-	-	-	-	-	-	-	2	-	-	2			4
Uncontested Divorce	2013	3	2	9	1	2	1	1	4	3	1	7	3	26			37
	2014	3	-	7	3	7	3	2	1	6	-	-	-	32	23.1%	▲	32

Type of Court: Circuit

Locale/Circuit: Grayson 27

Start/End Date: Jan-13 / Sep-14

Type of Case: Filings

AVG. Month: 108

2013 AVG Month: 115

2014 AVG Month: 99

Jan-Sep 2013: 1,098

Jan-Sep 2014: 889

Filings Trending: Downward ▼

D

a

s

h

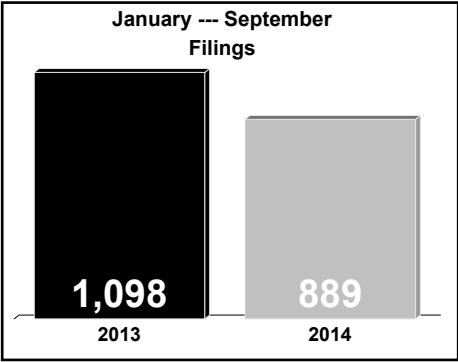
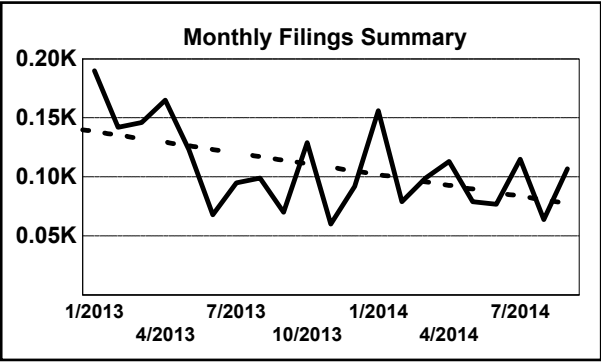
b

o

a

r

d



	Jan	Feb	Mar	Apr	May	Jun	Jul	Aug	Sep	Oct	Nov	Dec	Thru Sep	% Change	Trending	Total
2013	190	142	146	165	123	68	95	99	70	129	60	92	1,098			1,379
2014	156	79	99	113	79	77	115	64	107	-	-	-	889	-19.0%	▼	889

		Jan	Feb	Mar	Apr	May	Jun	Jul	Aug	Sep	Oct	Nov	Dec	Thru Sep	% Change	Trending	Total
Contested Divorce	2013	3	4	2	-	3	1	2	1	2	4	2	-	18			24
	2014	1	3	3	1	4	-	3	2	-	-	-	-	17	-5.6%	▼	17
Domestic and Family - Level 1	2013	4	-	4	8	6	-	-	1	3	3	-	-	26			29
	2014	2	2	-	-	-	-	-	3	-	-	-	-	7	-73.1%	▼	7
Domestic and Family - Level 2	2013	1	2	-	1	1	1	1	1	-	-	-	2	8			10
	2014	-	-	-	-	-	-	-	1	-	-	-	-	1	-87.5%	▼	1
General Civil - Level 1	2013	-	-	2	-	1	-	-	1	1	-	-	1	5			6
General Civil - Level 2	2013	2	1	3	4	2	-	2	-	1	3	3	1	15			22
	2014	2	2	-	-	1	1	2	1	3	-	-	-	12	-20.0%	▼	12
General Civil - Level 3	2013	1	1	1	2	1	2	1	3	1	2	3	-	13			18
	2014	-	-	1	1	1	1	-	-	2	-	-	-	6	-53.8%	▼	6
Miscellaneous	2013	94	94	79	64	60	34	30	35	36	40	30	42	526			638
	2014	38	43	63	51	30	18	36	21	46	-	-	-	346	-34.2%	▼	346
Misdemeanor	2013	15	6	16	8	11	8	6	10	9	7	8	5	89			109
	2014	12	6	5	5	10	7	15	4	8	-	-	-	72	-19.1%	▼	72
Non-Capital Felonies and Related Matters	2013	65	24	30	71	22	16	46	39	13	60	10	37	326			433
	2014	96	16	17	47	22	43	50	24	26	-	-	-	341	4.6%	▲	341
Other	2013	-	1	2	1	2	2	1	1	-	1	-	1	10			12
	2014	-	2	-	1	1	2	2	1	3	-	-	-	12	20.0%	▲	12
Other Criminally Related Matters	2013	-	1	1	3	2	2	2	2	1	1	2	2	14			19
	2014	3	-	-	3	2	-	-	1	9	-	-	-	18	28.6%	▲	18
Probates/Wills and Trusts	2013	-	-	-	-	-	-	-	-	-	-	-	1	0			1
Probates/Wills and Trusts - Level 2	2013	-	2	2	-	4	-	1	-	1	2	1	-	10	0.0%	↔	13
	2014	-	1	1	-	2	-	2	-	1	-	-	-	7	-30.0%	▼	7
Protective Orders	2013	1	-	-	-	1	-	-	2	-	1	-	-	4			5
	2014	-	-	-	1	-	1	-	-	-	-	-	-	2	-50.0%	▼	2
Uncontested Divorce	2013	4	6	4	3	7	2	3	3	2	5	1	-	34			40
	2014	2	4	9	3	6	4	5	6	9	-	-	-	48	41.2%	▲	48

Type of Court: Circuit

Locale/Circuit: Montgomery 27

Start/End Date: Jan-13 / Sep-14

Type of Case: Filings

AVG. Month: 393

2013 AVG Month: 413

2014 AVG Month: 367

Jan-Sep 2013: 3,791

Jan-Sep 2014: 3,306

Filings Trending: Downward ▼

D

a

s

h

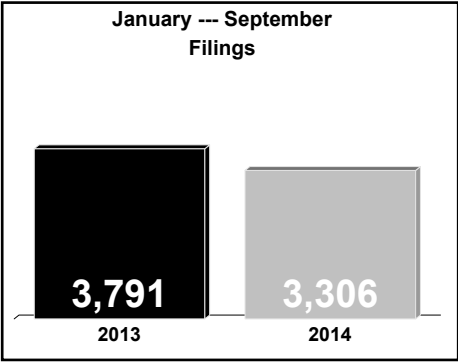
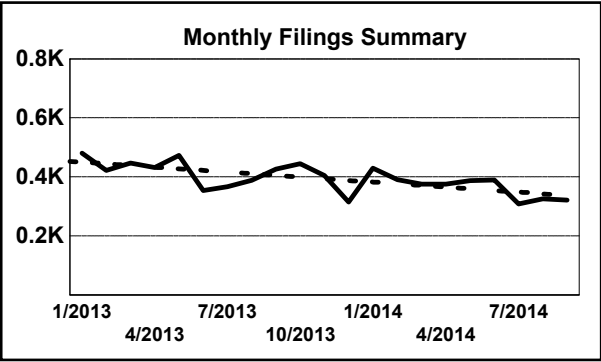
b

o

a

r

d



	Jan	Feb	Mar	Apr	May	Jun	Jul	Aug	Sep	Oct	Nov	Dec	Thru Sep	% Change	Trending	Total
2013	481	422	447	432	473	354	367	389	426	445	405	315	3,791			4,956
2014	430	391	376	376	387	390	309	326	321	-	-	-	3,306	-12.8%	▼	3,306

		Jan	Feb	Mar	Apr	May	Jun	Jul	Aug	Sep	Oct	Nov	Dec	Thru Sep	% Change	Trending	Total
Administrative Law	2013	-	1	-	2	1	1	-	-	-	-	2	-	5			7
	2014	-	1	-	-	-	-	-	1	2	-	-	-	4	-20.0%	▼	4
Contested Divorce	2013	7	12	16	7	15	9	7	14	6	5	4	10	93			112
	2014	6	1	9	3	10	4	7	7	7	-	-	-	54	-41.9%	▼	54
Domestic and Family - Level 1	2013	4	6	6	1	3	5	4	13	5	9	2	5	47			63
	2014	1	4	3	8	2	2	4	6	3	-	-	-	33	-29.8%	▼	33
Domestic and Family - Level 2	2013	4	3	3	4	4	1	4	8	2	1	3	2	33			39
	2014	7	-	4	5	4	3	5	2	2	-	-	-	32	-3.0%	▼	32
General Civil - Level 1	2013	3	-	1	-	1	1	1	-	-	1	-	1	7			9
	2014	2	1	1	-	-	-	-	-	-	-	-	-	4	-42.9%	▼	4
General Civil - Level 2	2013	11	8	6	7	10	6	6	10	11	9	8	9	75			101
	2014	20	8	15	10	6	10	7	13	8	-	-	-	97	29.3%	▲	97
General Civil - Level 3	2013	5	8	10	8	12	3	5	7	4	5	2	8	62			77
	2014	3	4	4	-	15	1	3	8	2	-	-	-	40	-35.5%	▼	40
Miscellaneous	2013	286	219	243	246	189	155	140	147	130	168	131	133	1,755			2,187
	2014	176	147	198	146	116	142	120	88	155	-	-	-	1,288	-26.6%	▼	1,288
Misdemeanor	2013	32	40	32	26	31	27	38	29	45	31	37	22	300			390
	2014	40	41	29	28	43	93	26	25	23	-	-	-	348	16.0%	▲	348
Non-Capital Felonies and Related Matters	2013	106	98	94	102	162	120	123	131	203	181	194	105	1,139			1,619
	2014	148	157	70	142	171	96	107	141	90	-	-	-	1,122	-1.5%	▼	1,122
Other	2013	2	1	2	1	-	-	1	-	1	4	6	1	8			19
	2014	-	2	2	1	-	10	2	4	6	-	-	-	27	237.5%	▲	27
Other Criminally Related Matters	2013	12	7	14	12	17	9	14	11	8	8	8	6	104			126
	2014	9	9	12	15	4	10	4	9	9	-	-	-	81	-22.1%	▼	81
Probates/Wills and Trusts - Level 1	2013	-	-	-	-	-	-	-	-	-	1	-	-	0			1
	2014	1	-	-	-	1	-	1	-	-	-	-	-	3	0.0%	↔	3
Probates/Wills and Trusts - Level 2	2013	-	2	3	2	8	4	7	2	4	1	1	2	32			36
	2014	1	2	2	1	1	2	3	6	4	-	-	-	22	-31.3%	▼	22
Uncontested Divorce	2013	9	17	17	14	20	13	17	17	7	21	7	11	131			170
	2014	16	14	27	17	14	17	20	16	10	-	-	-	151	15.3%	▲	151

Type of Court: Circuit

Locale/Circuit: Pulaski 27

Start/End Date: Jan-13 / Sep-14

Type of Case: Filings

AVG. Month: 277

2013 AVG Month: 290

2014 AVG Month: 259

Jan-Sep 2013: 2,537

Jan-Sep 2014: 2,330

Filings Trending: Downward ▼

D

a

s

h

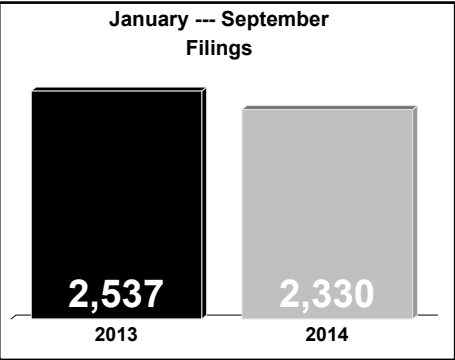
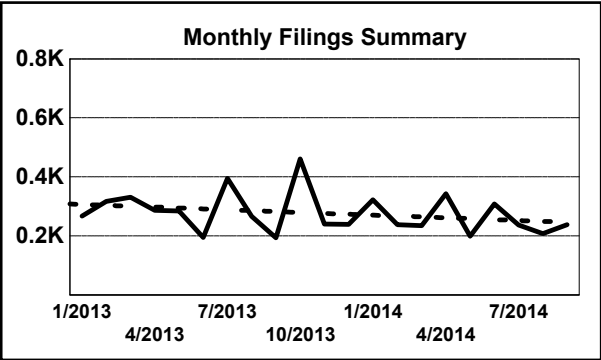
b

o

a

r

d

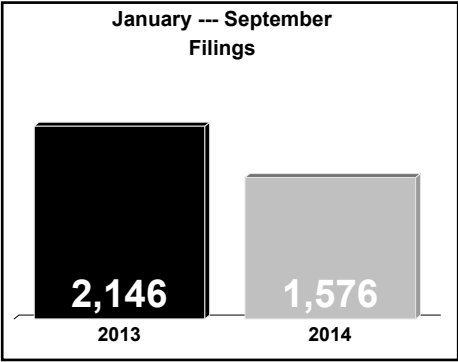
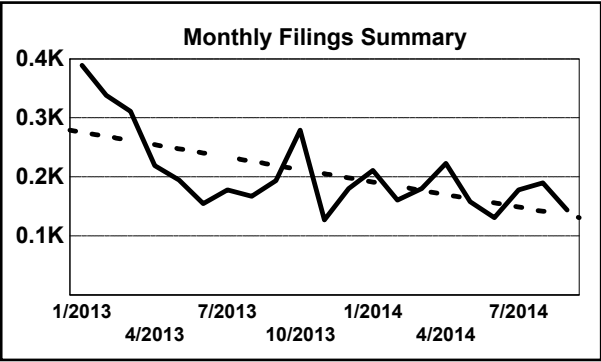


	Jan	Feb	Mar	Apr	May	Jun	Jul	Aug	Sep	Oct	Nov	Dec	Thru Sep	% Change	Trending	Total
2013	267	317	331	287	285	195	395	266	194	461	240	239	2,537			3,477
2014	323	238	235	343	199	309	237	208	238	-	-	-	2,330	-8.2%	▼	2,330

		Jan	Feb	Mar	Apr	May	Jun	Jul	Aug	Sep	Oct	Nov	Dec	Thru Sep	% Change	Trending	Total
Administrative Law	2013	-	-	1	-	1	-	-	-	-	-	2	-	2			4
	2014	-	-	1	-	-	-	-	-	3	-	-	-	4	100.0%	▲	4
Capital Murder	2014	-	-	-	1	-	-	-	-	-	-	-	-	1			1
Contested Divorce	2013	2	5	9	4	7	1	6	1	3	3	7	4	38			52
	2014	3	6	7	5	4	5	6	2	6	-	-	-	44	15.8%	▲	44
Domestic and Family - Level 1	2013	10	21	6	22	2	15	9	9	4	4	10	10	98			122
	2014	8	3	2	3	4	8	4	9	9	-	-	-	50	-49.0%	▼	50
Domestic and Family - Level 2	2013	2	1	3	2	3	1	1	2	1	3	3	4	16			26
	2014	1	-	-	1	3	-	2	2	1	-	-	-	10	-37.5%	▼	10
General Civil - Level 1	2013	1	-	-	2	-	-	-	3	-	1	1	1	6			9
	2014	-	2	-	-	1	-	-	-	-	-	-	-	3	-50.0%	▼	3
General Civil - Level 2	2013	3	5	8	8	3	2	2	2	2	7	3	1	35			46
	2014	1	7	2	4	4	11	2	5	2	-	-	-	38	8.6%	▲	38
General Civil - Level 3	2013	5	3	2	4	8	4	3	2	1	11	-	1	32			44
	2014	3	1	-	-	2	2	2	2	1	-	-	-	13	-59.4%	▼	13
Miscellaneous	2013	116	137	105	97	103	69	63	87	65	78	67	61	842			1,048
	2014	107	87	100	73	70	67	69	61	64	-	-	-	698	-17.1%	▼	698
Misdemeanor	2013	27	31	27	25	23	18	21	29	30	46	28	29	231			334
	2014	33	21	16	35	16	40	20	27	25	-	-	-	233	0.9%	▲	233
Non-Capital Felonies and Related Matters	2013	59	91	126	78	89	39	246	93	55	252	85	105	876			1,318
	2014	130	63	61	180	57	123	88	52	84	-	-	-	838	-4.3%	▼	838
Other	2013	25	7	12	17	26	31	21	18	14	29	14	15	171			229
	2014	14	27	22	21	24	30	22	27	20	-	-	-	207	21.1%	▲	207
Other Criminally Related Matters	2013	5	7	12	10	6	10	12	8	10	15	8	4	80			107
	2014	15	12	7	5	3	12	9	10	8	-	-	-	81	1.3%	▲	81
Probates/Wills and Trusts	2013	-	-	2	-	-	-	-	-	-	-	-	-	2			2
Probates/Wills and Trusts - Level 2	2013	1	1	1	5	2	1	-	-	2	1	1	-	13			15
	2014	-	-	2	5	2	2	-	1	2	-	-	-	14	7.7%	▲	14
Protective Orders	2013	1	-	-	1	2	-	1	2	1	1	1	-	8			10
	2014	-	-	-	1	1	-	1	2	1	-	-	-	6	-25.0%	▼	6
Uncontested Divorce	2013	10	8	17	12	10	4	10	10	6	10	10	4	87			111
	2014	8	9	15	9	8	9	12	8	12	-	-	-	90	3.4%	▲	90

Type of Court: Circuit
Locale/Circuit: Wythe 27
Start/End Date: Jan-13 / Sep-14
Type of Case: Filings
AVG. Month: 205
2013 AVG Month: 228
2014 AVG Month: 175
Jan-Sep 2013: 2,146
Jan-Sep 2014: 1,576
Filings Trending: Downward ▼

D
a
s
h
b
o
a
r
d



	Jan	Feb	Mar	Apr	May	Jun	Jul	Aug	Sep	Oct	Nov	Dec	Thru Sep	% Change	Trending	Total
2013	389	338	311	219	195	155	178	167	194	279	127	180	2,146			2,732
2014	211	161	180	223	158	131	178	190	144	-	-	-	1,576	-26.6%	▼	1,576

		Jan	Feb	Mar	Apr	May	Jun	Jul	Aug	Sep	Oct	Nov	Dec	Thru Sep	% Change	Trending	Total
Administrative Law	2013	-	-	-	1	-	-	-	-	-	-	-	-	1			1
Contested Divorce	2013	5	1	5	7	3	2	6	4	4	5	3	5	37			50
	2014	2	7	3	4	3	4	2	2	2	-	-	-	29	-21.6%	▼	29
Domestic and Family - Level 1	2013	7	1	7	1	2	8	-	6	11	1	3	7	43			54
	2014	9	3	3	6	10	4	-	11	7	-	-	-	53	23.3%	▲	53
Domestic and Family - Level 2	2013	-	2	1	1	4	3	3	2	2	-	1	-	18			19
	2014	-	-	2	1	2	1	3	-	1	-	-	-	10	-44.4%	▼	10
General Civil - Level 1	2014	-	-	-	1	-	-	2	-	1	-	-	-	4			4
General Civil - Level 2	2013	6	2	6	5	3	3	7	4	2	4	4	7	38			53
	2014	5	3	2	3	8	7	7	8	2	-	-	-	45	18.4%	▲	45
General Civil - Level 3	2013	-	-	1	-	-	3	5	4	2	5	4	1	15			25
	2014	2	1	3	4	9	1	2	1	1	-	-	-	24	60.0%	▲	24
Miscellaneous	2013	238	238	160	76	63	53	59	42	55	48	53	53	984			1,138
	2014	66	86	77	64	42	48	38	71	63	-	-	-	555	-43.6%	▼	555
Misdemeanor	2013	15	15	7	6	10	10	10	13	9	15	3	19	95			132
	2014	7	8	13	7	7	13	15	5	4	-	-	-	79	-16.8%	▼	79
Non-Capital Felonies and Related Matters	2013	97	58	98	99	91	62	72	67	85	177	49	67	729			1,022
	2014	102	38	57	111	55	33	84	65	35	-	-	-	580	-20.4%	▼	580
Other	2013	8	4	11	6	6	1	4	6	7	5	2	8	53			68
	2014	7	7	4	10	8	7	9	11	8	-	-	-	71	34.0%	▲	71
Other Criminally Related Matters	2013	6	5	6	8	1	2	7	6	6	8	3	6	47			64
	2014	3	-	8	4	7	5	8	4	8	-	-	-	47	0.0%	↔	47
Probates/Wills and Trusts - Level 1	2013	-	-	-	-	-	-	-	-	-	1	-	1	0			2
	2014	-	1	-	-	-	-	-	-	-	-	-	-	1	0.0%	↔	1
Probates/Wills and Trusts - Level 2	2013	2	1	-	-	-	1	-	2	-	2	-	-	6			8
	2014	2	1	1	2	1	-	-	3	2	-	-	-	12	100.0%	▲	12
Uncontested Divorce	2013	5	11	9	9	12	7	5	11	11	8	2	6	80			96
	2014	6	6	7	6	6	8	8	9	10	-	-	-	66	-17.5%	▼	66

Type of Court: Circuit

Locale/Circuit: Radford 27

Start/End Date: Jan-13 / Sep-14

Type of Case: Filings

AVG. Month: 104

2013 AVG Month: 103

2014 AVG Month: 106

Jan-Sep 2013: 1,024

Jan-Sep 2014: 954

Filings Trending: Downward ▼

D

a

s

h

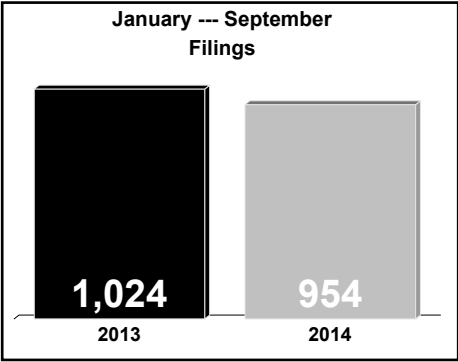
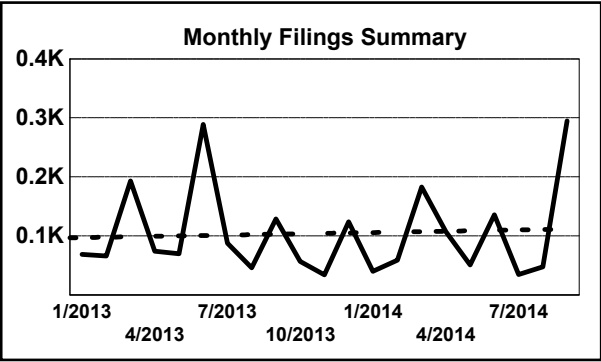
b

o

a

r

d

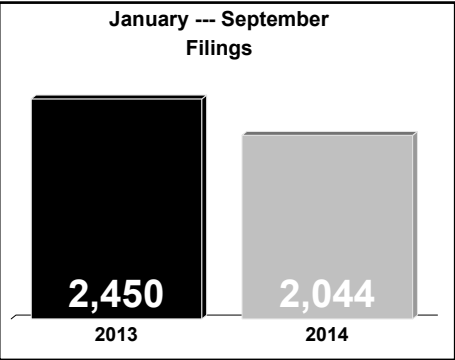
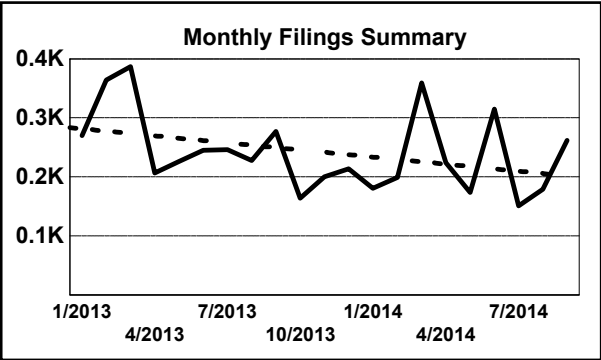


	Jan	Feb	Mar	Apr	May	Jun	Jul	Aug	Sep	Oct	Nov	Dec	Thru Sep	% Change	Trending	Total
2013	69	66	193	74	70	289	88	46	129	57	34	124	1,024			1,239
2014	40	59	183	107	51	136	35	48	295	-	-	-	954	-6.8%	▼	954

		Jan	Feb	Mar	Apr	May	Jun	Jul	Aug	Sep	Oct	Nov	Dec	Thru Sep	% Change	Trending	Total
Administrative Law	2013	1	-	-	-	-	-	-	-	-	-	-	-	1			1
Contested Divorce	2013	-	-	-	1	-	2	-	-	2	1	2	-	5			8
	2014	-	3	-	2	1	1	1	1	-	-	-	-	9	80.0%	▲	9
Domestic and Family - Level 1	2013	3	-	1	-	-	-	2	1	1	1	1	4	8			14
	2014	-	-	5	3	1	2	-	1	-	-	-	-	12	50.0%	▲	12
Domestic and Family - Level 2	2013	2	1	1	-	-	-	-	1	1	-	-	1	5			7
	2014	-	-	-	-	1	-	-	1	-	-	-	-	2	-60.0%	▼	2
General Civil - Level 1	2014	-	-	-	-	-	1	-	-	-	-	-	-	1			1
General Civil - Level 2	2013	1	-	1	3	-	2	2	1	-	2	-	1	10			13
	2014	-	-	1	2	-	-	2	1	1	-	-	-	7	-30.0%	▼	7
General Civil - Level 3	2013	1	-	2	2	-	2	1	1	2	1	1	1	11			14
	2014	-	-	-	2	-	-	1	-	-	-	-	-	3	-72.7%	▼	3
Miscellaneous	2013	45	38	20	34	31	26	15	17	12	22	14	20	238			294
	2014	26	24	25	25	17	20	11	17	31	-	-	-	196	-17.6%	▼	196
Misdemeanor	2013	-	2	28	6	6	25	22	5	14	6	6	23	108			143
	2014	1	7	18	26	1	31	5	9	21	-	-	-	119	10.2%	▲	119
Non-Capital Felonies and Related Matters	2013	7	11	127	18	19	220	27	10	88	9	8	71	527			615
	2014	9	17	126	36	27	70	7	13	228	-	-	-	533	1.1%	▲	533
Other	2013	8	11	9	3	9	7	15	10	6	8	-	1	78			87
	2014	-	2	-	1	1	2	3	2	4	-	-	-	15	-80.8%	▼	15
Other Criminally Related Matters	2013	-	-	-	6	3	2	3	-	1	1	2	-	15			18
	2014	2	3	7	5	1	6	3	3	7	-	-	-	37	146.7%	▲	37
Probates/Wills and Trusts	2013	-	-	2	-	-	2	-	-	-	-	-	-	4			4
Protective Orders	2013	-	1	-	-	-	-	-	-	-	-	-	-	1			1
Uncontested Divorce	2013	1	2	2	1	2	1	1	1	2	5	-	2	13			20
	2014	2	3	1	5	1	3	2	-	3	-	-	-	20	53.8%	▲	20

Type of Court: Circuit
Locale/Circuit: Smyth 28
Start/End Date: Jan-13 / Sep-14
Type of Case: Filings
AVG. Month: 242
2013 AVG Month: 252
2014 AVG Month: 227
Jan-Sep 2013: 2,450
Jan-Sep 2014: 2,044
Filings Trending: Downward ▼

D
a
s
h
b
o
a
r
d



	Jan	Feb	Mar	Apr	May	Jun	Jul	Aug	Sep	Oct	Nov	Dec	Thru Sep	% Change	Trending	Total
2013	270	364	387	207	226	245	246	228	277	164	200	214	2,450			3,028
2014	181	199	359	224	174	315	151	179	262	-	-	-	2,044	-16.6%	▼	2,044

		Jan	Feb	Mar	Apr	May	Jun	Jul	Aug	Sep	Oct	Nov	Dec	Thru Sep	% Change	Trending	Total
Administrative Law	2013	-	-	-	-	-	-	-	-	-	1	3	-	0			4
	2014	1	-	-	2	2	-	-	-	-	-	-	-	5	0.0%	↔	5
Contested Divorce	2013	7	6	4	2	3	1	6	6	6	3	3	5	41			52
	2014	3	1	5	5	1	3	6	5	6	-	-	-	35	-14.6%	▼	35
Domestic and Family - Level 1	2013	5	-	2	3	4	2	1	10	1	-	-	-	28			28
	2014	1	2	-	5	-	3	-	4	3	-	-	-	18	-35.7%	▼	18
Domestic and Family - Level 2	2013	3	3	5	3	7	4	6	3	5	3	4	3	39			49
	2014	3	2	1	3	4	6	4	-	4	-	-	-	27	-30.8%	▼	27
General Civil - Level 1	2013	1	-	1	2	1	-	1	-	-	2	-	1	6			9
	2014	-	1	1	-	1	2	-	1	-	-	-	-	6	0.0%	↔	6
General Civil - Level 2	2013	2	4	4	2	1	6	11	9	5	6	3	5	44			58
	2014	10	4	8	6	8	5	8	2	4	-	-	-	55	25.0%	▲	55
General Civil - Level 3	2013	4	-	2	1	3	4	9	5	5	1	5	2	33			41
	2014	3	2	5	4	5	5	2	1	3	-	-	-	30	-9.1%	▼	30
Miscellaneous	2013	159	190	126	92	56	36	49	44	44	62	56	60	796			974
	2014	74	90	104	90	43	61	57	59	54	-	-	-	632	-20.6%	▼	632
Misdemeanor	2013	19	9	18	3	16	13	4	23	24	2	10	8	129			149
	2014	10	6	16	11	29	8	10	19	30	-	-	-	139	7.8%	▲	139
Non-Capital Felonies and Related Matters	2013	28	99	166	41	92	122	109	68	128	48	73	85	853			1,059
	2014	46	46	150	70	34	153	25	49	107	-	-	-	680	-20.3%	▼	680
Other	2013	33	38	40	41	20	47	35	41	41	30	28	37	336			431
	2014	15	28	50	16	32	52	25	24	39	-	-	-	281	-16.4%	▼	281
Other Criminally Related Matters	2013	1	3	7	2	6	-	1	9	5	-	3	2	34			39
	2014	3	3	-	-	3	1	-	2	2	-	-	-	14	-58.8%	▼	14
Probates/Wills and Trusts	2014	-	-	-	1	-	-	-	-	-	-	-	-	1			1
Probates/Wills and Trusts - Level 2	2013	1	2	2	1	4	2	2	1	2	2	4	2	17			25
	2014	3	4	5	3	4	2	2	2	1	-	-	-	26	52.9%	▲	26
Uncontested Divorce	2013	7	10	10	14	13	8	12	9	11	4	8	4	94			110
	2014	9	10	14	8	8	14	12	11	9	-	-	-	95	1.1%	▲	95

Type of Court: Circuit

Locale/Circuit: Washington 28

Start/End Date: Jan-13 / Sep-14

Type of Case: Filings

AVG. Month: 318

2013 AVG Month: 311

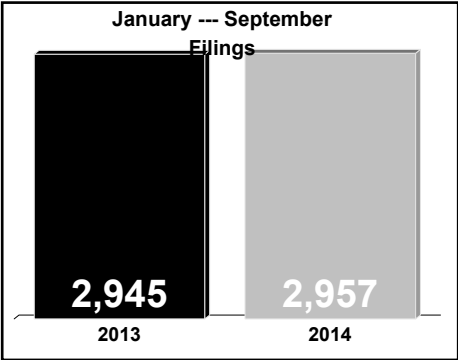
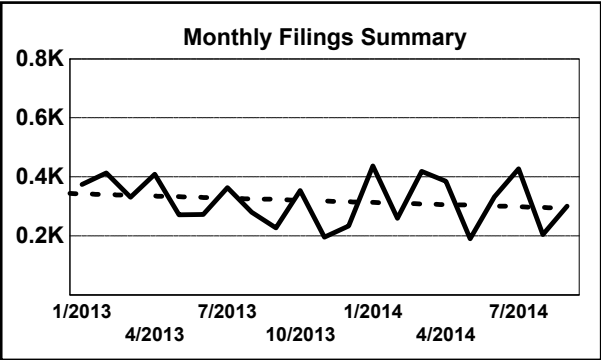
2014 AVG Month: 329

Jan-Sep 2013: 2,945

Jan-Sep 2014: 2,957

Filings Trending: Steady ↔

D
a
s
h
b
o
a
r
d

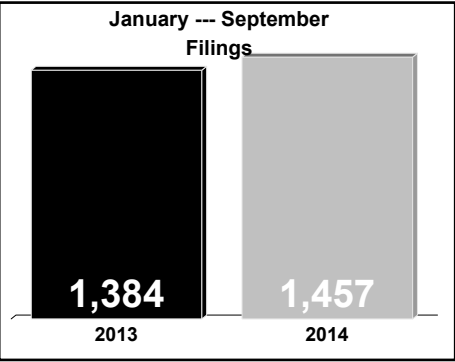
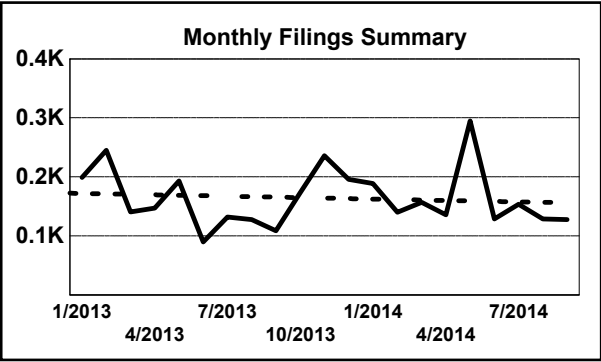


	Jan	Feb	Mar	Apr	May	Jun	Jul	Aug	Sep	Oct	Nov	Dec	Thru Sep	% Change	Trending	Total
2013	375	414	331	409	272	273	364	280	227	354	196	234	2,945			3,729
2014	437	260	419	385	191	332	427	205	301	-	-	-	2,957	0.4%	▲	2,957

		Jan	Feb	Mar	Apr	May	Jun	Jul	Aug	Sep	Oct	Nov	Dec	Thru Sep	% Change	Trending	Total
Administrative Law	2013	1	1	2	-	1	-	-	-	-	1	-	-	5			6
	2014	-	1	1	2	1	-	-	-	1	-	-	-	6	20.0%	▲	6
Contested Divorce	2013	4	14	4	4	6	8	8	6	3	5	3	1	57			66
	2014	8	9	6	5	4	9	6	5	11	-	-	-	63	10.5%	▲	63
Domestic and Family - Level 1	2013	3	-	5	9	5	-	-	2	2	6	2	-	26			34
	2014	2	1	14	5	2	11	11	4	2	-	-	-	52	100.0%	▲	52
Domestic and Family - Level 2	2013	2	2	4	2	5	1	1	2	3	3	5	-	22			30
	2014	2	1	-	3	2	1	1	3	3	-	-	-	16	-27.3%	▼	16
General Civil - Level 1	2013	1	2	1	2	1	2	-	-	1	1	-	2	10			13
	2014	-	1	-	-	-	2	1	1	-	-	-	-	5	-50.0%	▼	5
General Civil - Level 2	2013	13	8	4	9	7	4	18	8	6	11	4	5	77			97
	2014	3	3	6	4	9	8	5	7	10	-	-	-	55	-28.6%	▼	55
General Civil - Level 3	2013	2	4	7	8	5	2	4	1	4	2	3	3	37			45
	2014	2	5	5	5	6	3	5	6	2	-	-	-	39	5.4%	▲	39
Miscellaneous	2013	219	259	193	198	124	108	118	118	94	132	99	137	1,431			1,799
	2014	194	173	187	177	111	125	115	85	106	-	-	-	1,273	-11.0%	▼	1,273
Misdemeanor	2013	12	11	10	34	12	21	15	14	14	28	11	3	143			185
	2014	34	4	20	8	8	32	20	9	10	-	-	-	145	1.4%	▲	145
Non-Capital Felonies and Related Matters	2013	99	86	76	110	89	82	175	109	67	135	50	70	893			1,148
	2014	152	42	151	136	32	123	238	60	136	-	-	-	1,070	19.8%	▲	1,070
Other	2013	-	-	-	-	-	-	-	-	-	1	1	-	0			2
	2014	-	-	-	-	-	1	2	1	-	-	-	-	4	0.0%	↔	4
Other Criminally Related Matters	2013	6	15	5	13	1	30	9	3	15	16	3	2	97			118
	2014	27	-	11	14	-	-	10	5	4	-	-	-	71	-26.8%	▼	71
Probates/Wills and Trusts	2013	-	-	1	-	-	-	-	-	-	-	-	-	1			1
Probates/Wills and Trusts - Level 2	2013	-	1	-	-	1	1	-	2	2	2	-	1	7			10
	2014	-	-	-	4	1	1	2	2	1	-	-	-	11	57.1%	▲	11
Protective Orders	2013	-	-	-	-	1	-	-	-	-	-	-	1	1			2
	2014	-	-	1	-	1	-	-	-	-	-	-	-	2	100.0%	▲	2
Uncontested Divorce	2013	13	11	19	20	14	14	16	15	16	11	15	9	138			173
	2014	13	20	17	22	14	16	11	17	15	-	-	-	145	5.1%	▲	145

Type of Court: Circuit
Locale/Circuit: Bristol 28
Start/End Date: Jan-13 / Sep-14
Type of Case: Filings
AVG. Month: 164
2013 AVG Month: 166
2014 AVG Month: 162
Jan-Sep 2013: 1,384
Jan-Sep 2014: 1,457
Filings Trending: Upward ▲

D
a
s
h
b
o
a
r
d



	Jan	Feb	Mar	Apr	May	Jun	Jul	Aug	Sep	Oct	Nov	Dec	Thru Sep	% Change	Trending	Total
2013	199	245	141	147	193	90	132	128	109	173	236	196	1,384			1,989
2014	189	140	157	136	295	129	154	129	128	-	-	-	1,457	5.3%	▲	1,457

		Jan	Feb	Mar	Apr	May	Jun	Jul	Aug	Sep	Oct	Nov	Dec	Thru Sep	% Change	Trending	Total
Administrative Law	2014	-	-	-	-	-	-	-	1	-	-	-	-	1			1
Contested Divorce	2013	3	1	5	1	-	1	3	3	2	2	3	2	19			26
	2014	3	-	4	3	2	4	-	2	-	-	-	-	18	-5.3%	▼	18
Domestic and Family - Level 1	2013	11	2	2	12	-	-	2	1	4	1	2	6	34			43
	2014	1	-	2	1	-	2	3	-	-	-	-	-	9	-73.5%	▼	9
Domestic and Family - Level 2	2013	-	-	-	2	-	7	1	1	-	2	-	5	11			18
	2014	-	1	-	2	1	1	-	-	-	-	-	-	5	-54.5%	▼	5
General Civil - Level 1	2013	1	1	-	-	-	1	-	-	-	-	-	-	3			3
	2014	-	-	-	-	-	1	1	-	-	-	-	-	2	-33.3%	▼	2
General Civil - Level 2	2013	4	1	1	3	2	2	2	3	1	1	4	6	19			30
	2014	2	2	5	3	4	-	5	7	2	-	-	-	30	57.9%	▲	30
General Civil - Level 3	2013	4	-	3	1	1	-	1	-	2	6	4	4	12			26
	2014	3	3	4	1	4	1	2	1	4	-	-	-	23	91.7%	▲	23
Miscellaneous	2013	72	73	58	55	29	42	40	26	24	37	39	33	419			528
	2014	55	56	37	45	37	22	29	32	26	-	-	-	339	-19.1%	▼	339
Misdemeanor	2013	10	17	11	10	16	8	9	17	6	19	12	9	104			144
	2014	15	7	6	15	34	13	11	17	12	-	-	-	130	25.0%	▲	130
Non-Capital Felonies and Related Matters	2013	87	146	57	48	134	25	57	69	59	97	153	87	682			1,019
	2014	86	53	75	45	184	72	91	56	71	-	-	-	733	7.5%	▲	733
Other	2013	1	1	-	1	-	-	-	-	-	2	13	38	3			56
	2014	15	12	7	11	20	7	8	9	4	-	-	-	93	3,000.0%	▲	93
Other Criminally Related Matters	2013	-	1	1	5	4	2	12	2	4	-	2	2	31			35
	2014	7	3	12	5	4	2	2	1	1	-	-	-	37	19.4%	▲	37
Probates/Wills and Trusts	2013	-	-	-	-	-	-	1	-	-	-	-	-	1			1
Probates/Wills and Trusts - Level 2	2013	-	1	-	-	-	-	-	-	-	-	1	-	1			2
	2014	-	-	1	1	-	-	-	-	-	-	-	-	2	100.0%	▲	2
Protective Orders	2013	-	-	-	-	1	-	-	-	-	-	-	-	1			1
Uncontested Divorce	2013	6	1	3	9	6	2	4	6	7	6	3	4	44			57
	2014	2	3	4	4	5	4	2	3	8	-	-	-	35	-20.5%	▼	35

Type of Court: Circuit

Locale/Circuit: Buchanan 29

Start/End Date: Jan-13 / Sep-14

Type of Case: Filings

AVG. Month: 214

2013 AVG Month: 190

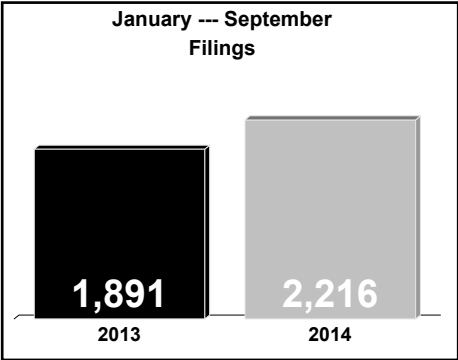
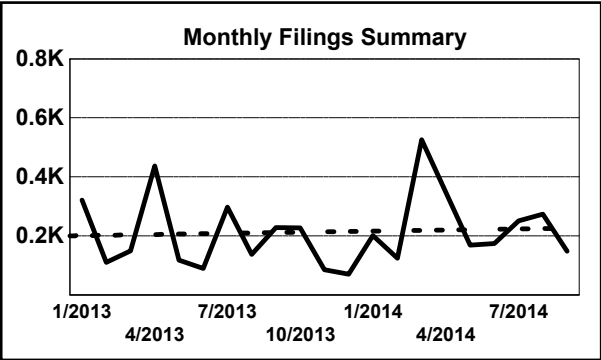
2014 AVG Month: 246

Jan-Sep 2013: 1,891

Jan-Sep 2014: 2,216

Filings Trending: Upward ▲

D
a
s
h
b
o
a
r
d



	Jan	Feb	Mar	Apr	May	Jun	Jul	Aug	Sep	Oct	Nov	Dec	Thru Sep	% Change	Trending	Total
2013	321	111	150	437	118	90	298	138	228	227	86	71	1,891			2,275
2014	201	125	526	347	169	174	251	274	149	-	-	-	2,216	17.2%	▲	2,216

		Jan	Feb	Mar	Apr	May	Jun	Jul	Aug	Sep	Oct	Nov	Dec	Thru Sep	% Change	Trending	Total
Administrative Law	2013	-	2	-	1	-	-	1	-	-	-	-	-	4			4
	2014	-	-	-	-	-	-	1	-	-	-	-	-	1	-75.0%	▼	1
Contested Divorce	2013	1	2	1	2	3	2	4	2	3	1	2	1	20			24
	2014	-	2	3	4	-	1	1	2	2	-	-	-	15	-25.0%	▼	15
Domestic and Family - Level 1	2013	-	-	3	3	1	1	-	-	-	8	-	-	8			16
	2014	2	2	-	4	1	1	7	2	3	-	-	-	22	175.0%	▲	22
Domestic and Family - Level 2	2013	-	-	1	2	4	1	2	2	3	2	3	1	15			21
	2014	1	2	2	3	2	4	7	3	2	-	-	-	26	73.3%	▲	26
General Civil - Level 1	2013	-	-	-	-	1	-	-	-	1	1	-	-	2			3
	2014	-	-	1	1	-	2	-	-	-	-	-	-	4	100.0%	▲	4
General Civil - Level 2	2013	1	4	4	13	17	9	4	6	7	4	2	2	65			73
	2014	4	1	3	6	6	10	12	6	5	-	-	-	53	-18.5%	▼	53
General Civil - Level 3	2013	2	2	2	4	6	3	3	1	1	2	1	3	24			30
	2014	3	3	4	1	2	1	5	2	3	-	-	-	24	0.0%	↔	24
Miscellaneous	2013	80	56	77	59	47	36	51	61	51	69	42	43	518			672
	2014	70	70	113	115	113	59	57	67	76	-	-	-	740	42.9%	▲	740
Misdemeanor	2013	27	5	17	15	13	12	27	17	30	18	8	9	163			198
	2014	16	10	59	33	12	18	16	33	8	-	-	-	205	25.8%	▲	205
Non-Capital Felonies and Related Matters	2013	201	29	36	334	20	15	191	38	120	109	22	6	984			1,121
	2014	93	28	326	171	24	60	134	153	44	-	-	-	1,033	5.0%	▲	1,033
Other	2013	1	-	-	-	-	-	3	2	-	-	1	-	6			7
	2014	-	1	-	-	-	1	-	1	-	-	-	-	3	-50.0%	▼	3
Other Criminally Related Matters	2013	1	2	1	2	-	1	5	4	3	2	2	-	19			23
	2014	-	1	7	-	-	7	2	-	1	-	-	-	18	-5.3%	▼	18
Probates/Wills and Trusts	2014	-	-	-	-	1	-	-	-	-	-	-	-	1			1
Probates/Wills and Trusts - Level 2	2013	2	2	1	-	1	1	-	1	-	2	-	1	8			11
	2014	1	1	-	-	1	2	2	1	2	-	-	-	10	25.0%	▲	10
Protective Orders	2013	-	-	-	-	2	-	2	-	1	-	-	-	5			5
	2014	-	-	-	-	1	-	-	-	-	-	-	-	1	-80.0%	▼	1
Uncontested Divorce	2013	5	7	7	2	3	9	5	4	8	9	3	5	50			67
	2014	11	4	8	9	6	8	7	4	3	-	-	-	60	20.0%	▲	60

Type of Court: Circuit

Locale/Circuit: Dickenson 29

Start/End Date: Jan-13 / Sep-14

Type of Case: Filings

AVG. Month: 121

2013 AVG Month: 122

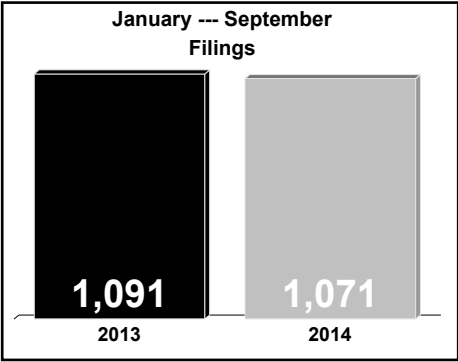
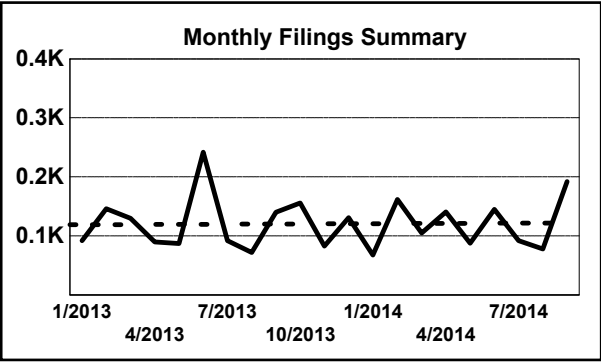
2014 AVG Month: 119

Jan-Sep 2013: 1,091

Jan-Sep 2014: 1,071

Filings Trending: Steady ↔

D
a
s
h
b
o
a
r
d



	Jan	Feb	Mar	Apr	May	Jun	Jul	Aug	Sep	Oct	Nov	Dec	Thru Sep	% Change	Trending	Total
2013	92	146	130	90	87	242	92	72	140	156	83	131	1,091			1,461
2014	68	162	105	141	88	145	92	78	192	-	-	-	1,071	-1.8%	▼	1,071

		Jan	Feb	Mar	Apr	May	Jun	Jul	Aug	Sep	Oct	Nov	Dec	Thru Sep	% Change	Trending	Total
Administrative Law	2013	-	1	1	-	-	1	-	-	-	-	-	-	3			3
Contested Divorce	2013	-	3	2	1	2	1	1	4	3	1	-	2	17			20
	2014	3	1	1	2	-	1	2	3	-	-	-	-	13	-23.5%	▼	13
Domestic and Family - Level 1	2013	1	-	-	2	1	-	5	6	15	3	10	-	30			43
	2014	6	-	4	-	1	16	6	-	7	-	-	-	40	33.3%	▲	40
Domestic and Family - Level 2	2013	1	-	1	2	2	-	-	-	1	3	1	6	6			11
	2014	-	6	3	1	9	1	-	2	4	-	-	-	26	333.3%	▲	26
General Civil - Level 1	2013	-	2	-	-	-	1	-	-	-	-	-	-	3			3
General Civil - Level 2	2013	2	-	2	2	2	3	1	7	-	1	5	2	19			27
	2014	2	1	2	5	3	2	3	1	1	-	-	-	20	5.3%	▲	20
General Civil - Level 3	2013	3	-	-	-	-	2	1	1	1	2	2	1	8			13
	2014	2	4	-	-	1	5	2	1	2	-	-	-	17	112.5%	▲	17
Miscellaneous	2013	52	53	40	48	32	18	30	26	45	40	32	32	344			448
	2014	32	40	43	35	52	32	27	32	30	-	-	-	323	-6.1%	▼	323
Misdemeanor	2013	1	2	9	3	6	3	5	2	15	4	3	7	46			60
	2014	2	15	2	9	4	3	5	3	7	-	-	-	50	8.7%	▲	50
Non-Capital Felonies and Related Matters	2013	11	65	47	18	27	185	42	13	40	74	13	66	448			601
	2014	9	81	26	72	3	68	33	15	124	-	-	-	431	-3.8%	▼	431
Other	2013	16	17	18	10	12	25	3	10	14	24	14	18	125			181
	2014	7	11	18	11	8	13	10	16	13	-	-	-	107	-14.4%	▼	107
Other Criminally Related Matters	2013	-	-	1	1	-	-	1	-	1	-	-	-	4			4
	2014	-	-	-	-	1	-	1	1	-	-	-	-	3	-25.0%	▼	3
Probates/Wills and Trusts - Level 2	2013	1	-	-	-	-	-	1	1	2	-	-	-	5			5
	2014	-	1	2	-	5	2	-	1	-	-	-	-	11	120.0%	▲	11
Uncontested Divorce	2013	4	3	9	3	3	3	2	2	4	6	1	2	33			42
	2014	5	2	4	6	1	2	3	3	4	-	-	-	30	-9.1%	▼	30

Type of Court: Circuit

Locale/Circuit: Russell 29

Start/End Date: Jan-13 / Sep-14

Type of Case: Filings

AVG. Month: 305

2013 AVG Month: 315

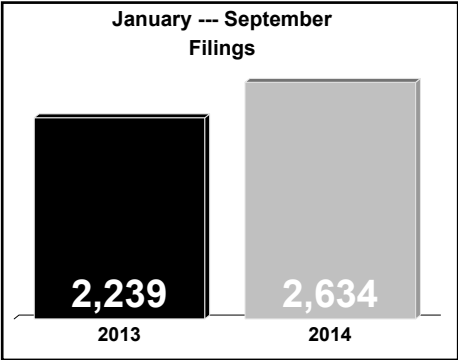
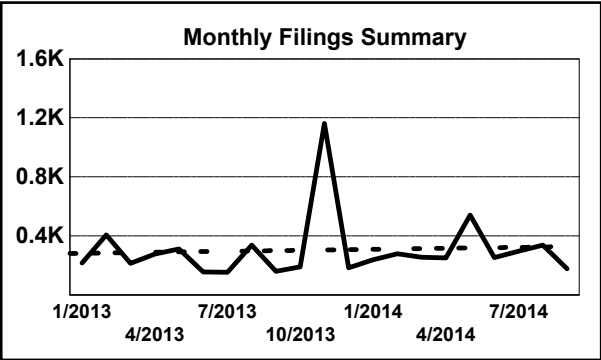
2014 AVG Month: 293

Jan-Sep 2013: 2,239

Jan-Sep 2014: 2,634

Filings Trending: Upward ▲

D
a
s
h
b
o
a
r
d



	Jan	Feb	Mar	Apr	May	Jun	Jul	Aug	Sep	Oct	Nov	Dec	Thru Sep	% Change	Trending	Total
2013	216	407	215	278	312	157	154	339	161	191	1,163	184	2,239			3,777
2014	238	279	255	252	542	254	297	338	179	-	-	-	2,634	17.6%	▲	2,634

		Jan	Feb	Mar	Apr	May	Jun	Jul	Aug	Sep	Oct	Nov	Dec	Thru Sep	% Change	Trending	Total
Administrative Law	2013	-	-	-	-	-	-	1	2	-	-	-	1	3			4
	2014	-	-	1	1	-	-	-	1	-	-	-	-	3	0.0%	↔	3
Contested Divorce	2013	7	7	5	3	8	5	4	7	4	9	5	2	50			66
	2014	3	8	6	3	9	5	4	5	4	-	-	-	47	-6.0%	▼	47
Domestic and Family - Level 1	2013	3	-	7	5	-	4	3	4	6	4	2	2	32			40
	2014	15	3	6	5	-	9	8	6	-	-	-	-	52	62.5%	▲	52
Domestic and Family - Level 2	2013	2	-	1	3	2	4	3	4	1	3	4	2	20			29
	2014	2	5	3	2	2	2	2	3	-	-	-	-	21	5.0%	▲	21
General Civil - Level 1	2013	-	1	-	-	1	1	-	-	1	-	-	-	4			4
	2014	-	-	-	-	-	-	-	1	-	-	-	-	1	-75.0%	▼	1
General Civil - Level 2	2013	3	3	7	8	6	5	7	4	3	10	3	6	46			65
	2014	7	2	4	11	6	5	5	13	1	-	-	-	54	17.4%	▲	54
General Civil - Level 3	2013	3	1	1	2	1	5	5	2	2	3	1	-	22			26
	2014	4	1	2	1	2	3	5	2	5	-	-	-	25	13.6%	▲	25
Miscellaneous	2013	85	118	85	89	54	46	42	50	33	60	59	51	602			772
	2014	88	87	117	124	104	129	93	85	74	-	-	-	901	49.7%	▲	901
Misdemeanor	2013	5	61	18	9	26	2	7	31	15	13	23	25	174			235
	2014	25	36	23	8	29	10	5	40	14	-	-	-	190	9.2%	▲	190
Non-Capital Felonies and Related Matters	2013	69	167	52	126	182	58	50	203	51	58	1,043	67	958			2,126
	2014	68	99	61	65	363	46	116	123	40	-	-	-	981	2.4%	▲	981
Other	2013	27	31	19	22	20	21	17	23	28	16	17	16	208			257
	2014	15	34	20	20	16	20	44	44	27	-	-	-	240	15.4%	▲	240
Other Criminally Related Matters	2013	-	2	4	6	3	-	6	6	2	1	3	2	29			35
	2014	-	-	1	2	1	7	-	3	3	-	-	-	17	-41.4%	▼	17
Probates/Wills and Trusts - Level 2	2013	1	2	1	1	2	1	2	-	-	-	-	-	10			10
	2014	1	-	-	-	-	3	-	1	-	-	-	-	5	-50.0%	▼	5
Protective Orders	2014	-	-	-	1	-	-	-	-	-	-	-	-	1			1
Uncontested Divorce	2013	11	14	15	4	7	5	7	3	15	14	3	10	81			108
	2014	10	4	11	9	10	15	15	11	11	-	-	-	96	18.5%	▲	96

Type of Court: Circuit

Locale/Circuit: Tazewell 29

Start/End Date: Jan-13 / Sep-14

Type of Case: Filings

AVG. Month: 551

2013 AVG Month: 587

2014 AVG Month: 503

Jan-Sep 2013: 5,551

Jan-Sep 2014: 4,529

Filings Trending: Downward ▼

D

a

s

h

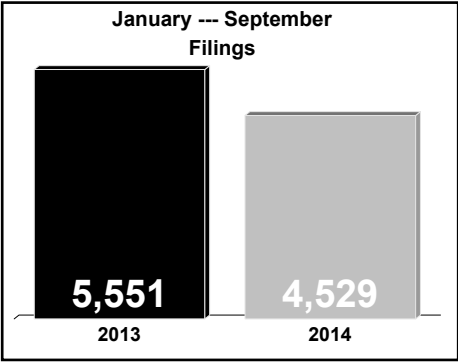
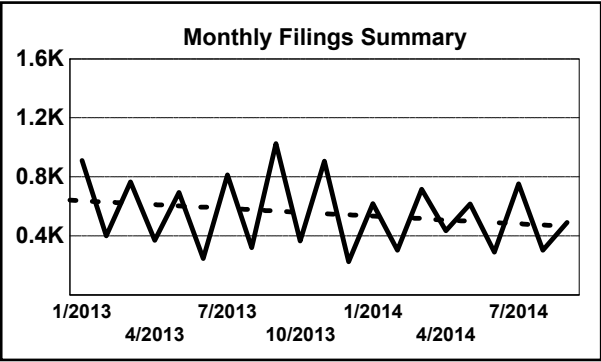
b

o

a

r

d

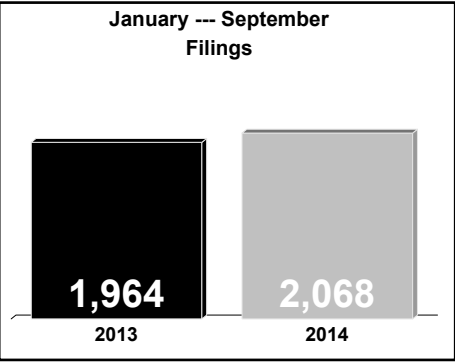
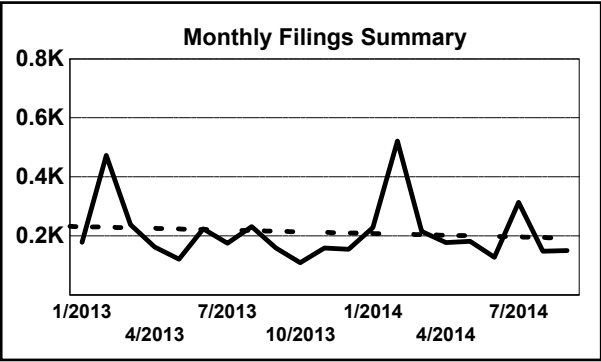


	Jan	Feb	Mar	Apr	May	Jun	Jul	Aug	Sep	Oct	Nov	Dec	Thru Sep	% Change	Trending	Total
2013	912	400	766	370	695	248	814	321	1,025	367	906	225	5,551			7,049
2014	619	303	716	435	617	290	754	303	492	-	-	-	4,529	-18.4%	▼	4,529

		Jan	Feb	Mar	Apr	May	Jun	Jul	Aug	Sep	Oct	Nov	Dec	Thru Sep	% Change	Trending	Total
Administrative Law	2013	2	-	2	1	-	1	-	1	-	1	-	2	7			10
Capital Murder	2013	-	-	-	-	-	-	-	-	-	3	2	-	0			5
Contested Divorce	2013	7	3	5	14	11	7	5	6	3	5	9	1	61	0.0%	↔	76
	2014	5	8	10	4	7	8	9	5	8	-	-	-	64	4.9%	▲	64
Domestic and Family - Level 1	2013	-	-	10	4	3	-	1	3	3	6	5	2	24			37
	2014	2	1	5	-	6	1	4	4	2	-	-	-	25	4.2%	▲	25
Domestic and Family - Level 2	2013	2	2	2	5	-	2	3	5	1	3	1	2	22			28
	2014	1	1	2	3	3	6	7	2	4	-	-	-	29	31.8%	▲	29
General Civil - Level 1	2013	-	-	-	1	2	-	1	2	-	1	1	-	6			8
	2014	1	-	1	1	2	1	-	1	2	-	-	-	9	50.0%	▲	9
General Civil - Level 2	2013	9	4	10	4	11	7	7	8	4	4	5	3	64			76
	2014	3	10	10	8	5	5	10	9	1	-	-	-	61	-4.7%	▼	61
General Civil - Level 3	2013	4	1	6	5	4	-	5	6	3	4	2	3	34			43
	2014	2	1	2	6	5	1	-	4	2	-	-	-	23	-32.4%	▼	23
Miscellaneous	2013	157	189	185	135	91	87	80	86	75	86	80	91	1,085			1,342
	2014	104	147	203	222	151	106	110	115	104	-	-	-	1,262	16.3%	▲	1,262
Misdemeanor	2013	87	28	115	53	88	27	142	29	187	37	289	20	756			1,102
	2014	83	29	120	35	124	20	96	19	93	-	-	-	619	-18.1%	▼	619
Non-Capital Felonies and Related Matters	2013	599	142	399	112	449	92	534	142	723	192	475	71	3,192			3,930
	2014	387	68	333	126	291	113	484	119	238	-	-	-	2,159	-32.4%	▼	2,159
Other	2013	16	9	7	9	9	7	9	7	8	10	5	12	81			108
	2014	6	11	11	13	6	9	5	9	13	-	-	-	83	2.5%	▲	83
Other Criminally Related Matters	2013	9	1	3	4	6	1	9	3	3	1	12	4	39			56
	2014	7	2	4	3	8	3	9	2	11	-	-	-	49	25.6%	▲	49
Probates/Wills and Trusts - Level 1	2013	-	-	-	-	-	1	-	-	-	-	-	-	1			1
	2014	-	-	-	-	-	-	-	-	1	-	-	-	1	0.0%	↔	1
Probates/Wills and Trusts - Level 2	2013	7	5	2	2	-	2	4	3	1	6	3	2	26			37
	2014	4	3	1	1	-	2	-	3	2	-	-	-	16	-38.5%	▼	16
Uncontested Divorce	2013	13	16	20	21	21	14	14	20	14	8	17	12	153			190
	2014	14	22	14	13	9	15	20	11	11	-	-	-	129	-15.7%	▼	129

Type of Court: Circuit
Locale/Circuit: Lee 30
Start/End Date: Jan-13 / Sep-14
Type of Case: Filings
AVG. Month: 212
2013 AVG Month: 199
2014 AVG Month: 230
Jan-Sep 2013: 1,964
Jan-Sep 2014: 2,068
Filings Trending: Upward ▲

D
a
s
h
b
o
a
r
d



	Jan	Feb	Mar	Apr	May	Jun	Jul	Aug	Sep	Oct	Nov	Dec	Thru Sep	% Change	Trending	Total
2013	179	473	238	163	121	224	175	232	159	110	159	155	1,964			2,388
2014	228	522	216	178	182	128	314	149	151	-	-	-	2,068	5.3%	▲	2,068

		Jan	Feb	Mar	Apr	May	Jun	Jul	Aug	Sep	Oct	Nov	Dec	Thru Sep	% Change	Trending	Total
Administrative Law	2013	-	1	-	-	-	-	-	-	-	-	-	-	1			1
	2014	-	-	-	1	-	-	-	-	-	-	-	-	1	0.0%	↔	1
Contested Divorce	2013	1	4	2	4	3	2	2	1	-	4	1	2	19			26
	2014	3	3	2	2	1	5	1	1	2	-	-	-	20	5.3%	▲	20
Domestic and Family - Level 1	2013	1	1	-	-	-	-	5	-	-	-	3	-	7			10
	2014	5	4	-	-	-	-	-	-	-	-	-	-	9	28.6%	▲	9
Domestic and Family - Level 2	2013	-	-	-	2	2	-	2	2	2	-	3	3	10			16
	2014	-	4	2	2	3	-	5	4	2	-	-	-	22	120.0%	▲	22
General Civil - Level 1	2013	1	-	-	2	-	-	-	-	-	-	-	1	3			4
	2014	-	-	-	-	-	-	-	2	1	-	-	-	3	0.0%	↔	3
General Civil - Level 2	2013	3	6	5	5	10	1	1	3	5	1	3	3	39			46
	2014	1	4	6	1	3	4	4	8	4	-	-	-	35	-10.3%	▼	35
General Civil - Level 3	2013	-	-	3	2	2	3	1	1	2	6	6	3	14			29
	2014	5	-	4	5	4	4	3	1	10	-	-	-	36	157.1%	▲	36
Miscellaneous	2013	56	83	74	55	27	43	38	31	42	45	47	36	449			577
	2014	58	62	53	50	44	43	39	38	41	-	-	-	428	-4.7%	▼	428
Misdemeanor	2013	33	198	52	22	30	36	26	32	22	23	10	16	451			500
	2014	30	320	12	30	22	18	24	12	30	-	-	-	498	10.4%	▲	498
Non-Capital Felonies and Related Matters	2013	64	161	79	54	37	129	81	156	65	19	65	77	826			987
	2014	104	105	118	80	82	46	219	71	35	-	-	-	860	4.1%	▲	860
Other	2013	1	1	-	3	-	1	2	-	2	1	-	3	10			14
	2014	2	3	3	-	-	-	4	1	3	-	-	-	16	60.0%	▲	16
Other Criminally Related Matters	2013	4	1	8	5	4	1	4	2	6	3	8	8	35			54
	2014	10	8	2	-	16	2	6	7	12	-	-	-	63	80.0%	▲	63
Probates/Wills and Trusts - Level 1	2013	-	-	-	1	-	-	-	-	-	-	-	-	1			1
	2014	-	-	-	-	-	2	-	-	1	-	-	-	3	200.0%	▲	3
Probates/Wills and Trusts - Level 2	2013	8	-	4	1	1	1	2	1	3	-	5	-	21			26
	2014	4	2	3	-	-	-	1	1	5	-	-	-	16	-23.8%	▼	16
Uncontested Divorce	2013	7	17	11	7	5	7	11	3	10	8	8	3	78			97
	2014	6	7	11	7	7	4	8	3	5	-	-	-	58	-25.6%	▼	58

Type of Court: Circuit

Locale/Circuit: Scott 30

Start/End Date: Jan-13 / Sep-14

Type of Case: Filings

AVG. Month: 200

2013 AVG Month: 193

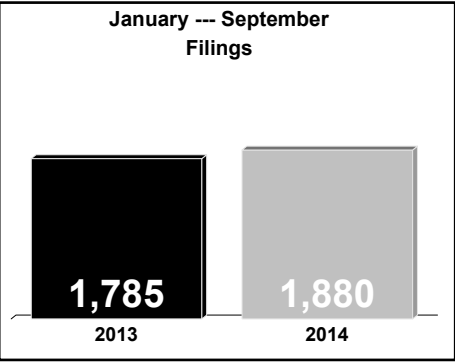
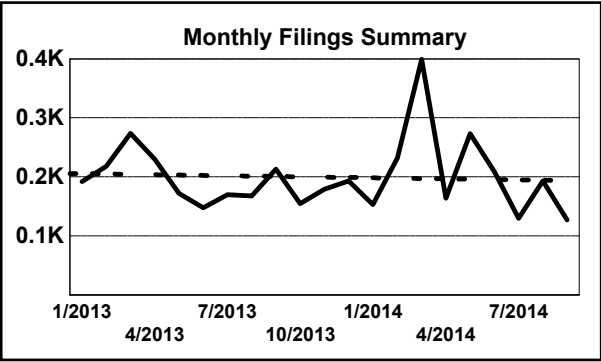
2014 AVG Month: 209

Jan-Sep 2013: 1,785

Jan-Sep 2014: 1,880

Filings Trending: Upward ▲

D
a
s
h
b
o
a
r
d



	Jan	Feb	Mar	Apr	May	Jun	Jul	Aug	Sep	Oct	Nov	Dec	Thru Sep	% Change	Trending	Total
2013	192	218	274	230	172	148	170	168	213	155	179	193	1,785			2,312
2014	153	232	399	164	273	209	130	193	127	-	-	-	1,880	5.3%	▲	1,880

		Jan	Feb	Mar	Apr	May	Jun	Jul	Aug	Sep	Oct	Nov	Dec	Thru Sep	% Change	Trending	Total
Administrative Law	2013	-	-	-	-	-	-	-	-	1	-	-	1	1			2
	2014	-	-	-	-	-	-	-	1	-	-	-	-	1	0.0%	↔	1
Contested Divorce	2013	2	5	4	2	4	5	2	1	6	2	5	4	31			42
	2014	2	5	5	2	3	4	2	3	3	-	-	-	29	-6.5%	▼	29
Domestic and Family - Level 1	2013	1	-	-	-	3	3	2	1	2	1	2	2	12			17
	2014	2	-	-	5	-	1	-	5	-	-	-	-	13	8.3%	▲	13
Domestic and Family - Level 2	2013	5	1	2	1	2	2	-	2	-	1	1	-	15			17
	2014	1	1	-	-	-	-	-	1	-	-	-	-	3	-80.0%	▼	3
General Civil - Level 1	2013	-	-	-	-	1	-	1	-	-	2	1	1	2			6
	2014	-	-	-	-	-	-	1	-	1	-	-	-	2	0.0%	↔	2
General Civil - Level 2	2013	3	2	7	1	5	3	-	2	3	5	6	4	26			41
	2014	7	3	6	1	3	3	5	10	8	-	-	-	46	76.9%	▲	46
General Civil - Level 3	2013	2	-	3	-	-	2	2	2	3	3	1	3	14			21
	2014	1	-	1	3	6	4	2	5	2	-	-	-	24	71.4%	▲	24
Miscellaneous	2013	101	103	102	85	49	39	52	46	54	62	52	64	631			809
	2014	60	77	87	48	44	34	54	56	45	-	-	-	505	-20.0%	▼	505
Misdemeanor	2013	23	10	72	17	37	29	47	28	34	34	30	39	297			400
	2014	31	28	55	25	89	37	32	25	30	-	-	-	352	18.5%	▲	352
Non-Capital Felonies and Related Matters	2013	37	84	60	116	50	54	48	64	88	19	74	57	601			751
	2014	43	107	210	58	97	108	18	76	26	-	-	-	743	23.6%	▲	743
Other	2013	1	-	-	-	-	-	-	-	-	1	-	1	1			3
	2014	-	-	-	-	-	-	2	1	-	-	-	-	3	200.0%	▲	3
Other Criminally Related Matters	2013	6	-	15	1	7	4	5	12	7	8	3	11	57			79
	2014	2	1	18	1	23	8	8	1	5	-	-	-	67	17.5%	▲	67
Probates/Wills and Trusts - Level 1	2013	-	-	1	-	-	-	-	1	-	-	1	-	2			3
	2014	-	1	-	-	-	-	-	1	-	-	-	-	2	0.0%	↔	2
Probates/Wills and Trusts - Level 2	2013	3	-	-	-	3	3	1	2	2	8	-	1	14			23
	2014	-	-	6	5	3	-	2	4	1	-	-	-	21	50.0%	▲	21
Uncontested Divorce	2013	8	13	8	7	11	4	10	7	13	9	3	5	81			98
	2014	4	9	11	16	5	10	4	4	6	-	-	-	69	-14.8%	▼	69

Type of Court: Circuit

Locale/Circuit: Wise 30

Start/End Date: Jan-13 / Sep-14

Type of Case: Filings

AVG. Month: 432

2013 AVG Month: 485

2014 AVG Month: 362

Jan-Sep 2013: 4,656

Jan-Sep 2014: 3,261

Filings Trending: Downward ▼

D

a

s

h

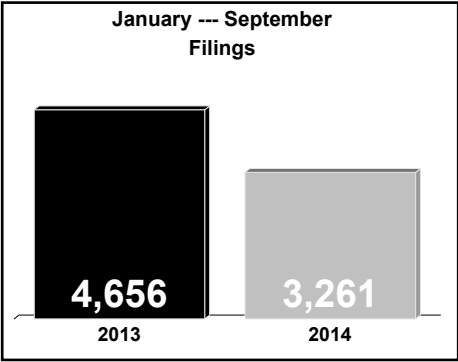
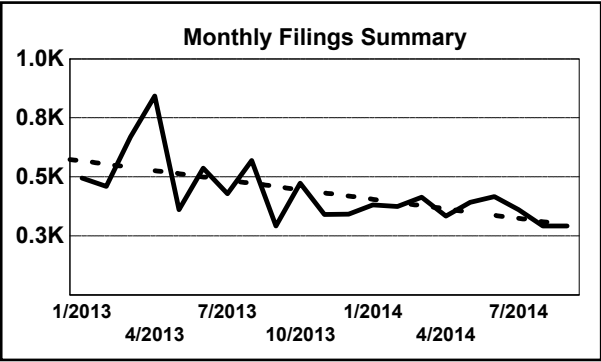
b

o

a

r

d



	Jan	Feb	Mar	Apr	May	Jun	Jul	Aug	Sep	Oct	Nov	Dec	Thru Sep	% Change	Trending	Total
2013	495	460	669	843	361	537	429	569	293	474	341	343	4,656			5,814
2014	381	375	414	335	392	417	361	293	293	-	-	-	3,261	-30.0%	▼	3,261

		Jan	Feb	Mar	Apr	May	Jun	Jul	Aug	Sep	Oct	Nov	Dec	Thru Sep	% Change	Trending	Total
Administrative Law	2013	2	-	1	1	-	2	-	-	-	-	1	-	6			7
	2014	1	-	-	1	1	1	2	1	-	-	-	-	7	16.7%	▲	7
Contested Divorce	2013	8	12	10	8	12	8	9	9	12	10	5	8	88			111
	2014	9	8	11	10	8	8	9	7	7	-	-	-	77	-12.5%	▼	77
Domestic and Family - Level 1	2013	3	8	6	4	8	1	7	2	20	9	5	5	59			78
	2014	2	10	1	-	5	5	1	10	8	-	-	-	42	-28.8%	▼	42
Domestic and Family - Level 2	2013	7	7	3	3	4	7	7	2	4	5	2	7	44			58
	2014	2	2	-	3	1	5	8	1	3	-	-	-	25	-43.2%	▼	25
General Civil	2013	1	-	-	-	-	-	-	-	-	-	-	-	1			1
General Civil - Level 1	2013	-	-	-	-	2	1	-	3	1	2	2	-	7			11
	2014	-	-	2	2	1	2	2	1	-	-	-	-	10	42.9%	▲	10
General Civil - Level 2	2013	12	9	10	13	10	9	8	12	7	9	8	15	90			122
	2014	8	10	6	8	9	7	7	16	20	-	-	-	91	1.1%	▲	91
General Civil - Level 3	2013	-	5	5	7	1	5	1	4	2	6	5	2	30			43
	2014	11	4	3	9	8	3	6	2	5	-	-	-	51	70.0%	▲	51
Miscellaneous	2013	199	172	119	136	100	77	63	84	61	100	57	54	1,011			1,222
	2014	72	136	131	78	107	86	119	66	69	-	-	-	864	-14.5%	▼	864
Misdemeanor	2013	82	57	92	110	73	107	84	86	51	73	66	70	742			951
	2014	66	52	74	81	81	76	40	70	59	-	-	-	599	-19.3%	▼	599
Non-Capital Felonies and Related Matters	2013	155	167	377	532	117	290	222	321	88	221	174	157	2,269			2,821
	2014	180	127	153	119	144	202	131	93	91	-	-	-	1,240	-45.4%	▼	1,240
Other	2013	3	-	4	1	4	7	3	3	1	3	-	-	26			29
	2014	1	6	1	-	5	3	3	4	2	-	-	-	25	-3.8%	▼	25
Other Criminally Related Matters	2013	3	3	14	3	10	3	8	11	19	15	3	9	74			101
	2014	3	5	5	8	5	6	12	5	12	-	-	-	61	-17.6%	▼	61
Probates/Wills and Trusts - Level 1	2013	-	-	-	-	-	-	-	-	1	-	-	-	1			1
	2014	-	-	1	-	-	-	1	-	-	-	-	-	2	100.0%	▲	2
Probates/Wills and Trusts - Level 2	2013	2	3	1	-	3	-	4	3	2	1	3	1	18			23
	2014	1	-	3	1	3	4	3	2	4	-	-	-	21	16.7%	▲	21
Uncontested Divorce	2013	18	17	27	25	17	20	13	29	24	20	10	15	190			235
	2014	25	15	23	15	14	9	17	15	13	-	-	-	146	-23.2%	▼	146

Type of Court: Circuit

Locale/Circuit: Prince William 31

Start/End Date: Jan-13 / Sep-14

Type of Case: Filings

AVG. Month: 1,432

2013 AVG Month: 1,467

2014 AVG Month: 1,385

Jan-Sep 2013: 13,629

Jan-Sep 2014: 12,464

Filings Trending: Downward ▼

D

a

s

h

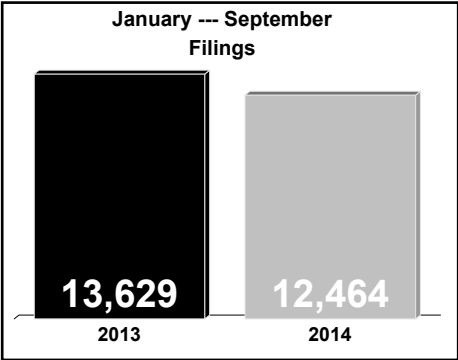
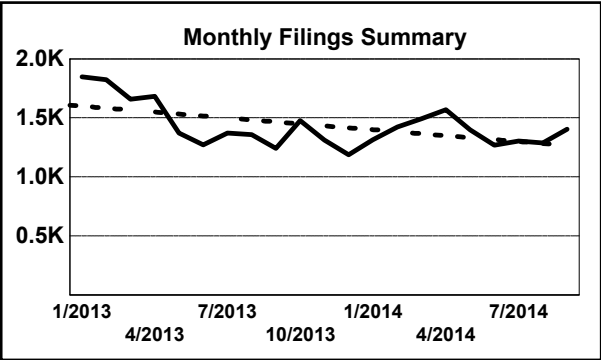
b

o

a

r

d



	Jan	Feb	Mar	Apr	May	Jun	Jul	Aug	Sep	Oct	Nov	Dec	Thru Sep	% Change	Trending	Total
2013	1,847	1,824	1,659	1,682	1,372	1,271	1,372	1,359	1,243	1,476	1,313	1,189	13,629			17,607
2014	1,315	1,424	1,494	1,568	1,398	1,269	1,305	1,288	1,403	-	-	-	12,464	-8.5%	▼	12,464

		Jan	Feb	Mar	Apr	May	Jun	Jul	Aug	Sep	Oct	Nov	Dec	Thru Sep	% Change	Trending	Total
Administrative Law	2013	1	-	1	2	3	2	1	1	1	1	3	2	12			18
	2014	2	2	-	1	-	-	-	1	-	-	-	-	6	-50.0%	▼	6
Contested Divorce	2013	25	35	44	41	36	23	27	29	32	37	28	32	292			389
	2014	35	27	34	38	50	20	31	36	22	-	-	-	293	0.3%	▲	293
Domestic and Family - Level 1	2013	22	12	4	30	12	14	8	11	25	12	24	11	138			185
	2014	5	12	14	22	17	18	45	15	19	-	-	-	167	21.0%	▲	167
Domestic and Family - Level 2	2013	13	8	7	13	12	15	13	12	19	28	20	13	112			173
	2014	11	21	9	17	14	9	13	13	11	-	-	-	118	5.4%	▲	118
General Civil - Level 1	2013	2	4	2	3	3	3	-	3	5	2	2	2	25			31
	2014	3	2	5	5	4	3	1	2	1	-	-	-	26	4.0%	▲	26
General Civil - Level 2	2013	72	73	75	85	56	54	83	69	54	75	70	91	621			857
	2014	80	53	76	81	95	64	44	75	79	-	-	-	647	4.2%	▲	647
General Civil - Level 3	2013	39	34	34	35	35	31	29	24	25	34	25	24	286			369
	2014	32	22	29	28	42	19	21	27	20	-	-	-	240	-16.1%	▼	240
Miscellaneous	2013	1,040	911	851	720	587	440	577	520	435	602	481	499	6,081			7,663
	2014	602	632	616	583	467	504	474	518	494	-	-	-	4,890	-19.6%	▼	4,890
Misdemeanor	2013	105	168	103	145	116	142	117	145	93	98	95	111	1,134			1,438
	2014	96	116	88	170	110	122	135	119	107	-	-	-	1,063	-6.3%	▼	1,063
Non-Capital Felonies and Related Matters	2013	269	380	248	355	313	322	277	301	335	303	337	249	2,800			3,689
	2014	229	290	415	353	368	324	295	236	381	-	-	-	2,891	3.3%	▲	2,891
Other	2013	90	59	79	67	52	53	67	61	82	63	77	55	610			805
	2014	67	93	59	81	70	62	93	58	106	-	-	-	689	13.0%	▲	689
Other Criminally Related Matters	2013	66	47	100	90	52	75	56	92	34	98	71	51	612			832
	2014	72	79	51	72	55	54	57	88	57	-	-	-	585	-4.4%	▼	585
Probates/Wills and Trusts - Level 1	2013	-	-	-	2	1	-	-	-	-	-	1	-	3			4
	2014	-	2	1	-	2	1	1	-	2	-	-	-	9	200.0%	▲	9
Probates/Wills and Trusts - Level 2	2013	7	6	9	11	5	10	11	5	5	15	6	6	69			96
	2014	2	9	6	15	8	6	8	11	15	-	-	-	80	15.9%	▲	80
Protective Orders	2013	6	4	2	2	4	7	7	13	3	4	1	2	48			55
	2014	5	3	2	6	3	2	-	-	-	-	-	-	21	-56.3%	▼	21
Uncontested Divorce	2013	90	83	100	81	85	80	99	73	95	104	72	41	786			1,003
	2014	74	61	89	96	93	61	87	89	89	-	-	-	739	-6.0%	▼	739