

Type of Court: Circuit

Locale/Circuit: Chesapeake 1

Start/End Date: Jan-13 / Oct-14

Type of Case: Filings

AVG. Month: 1,148

2013 AVG Month: 1,161

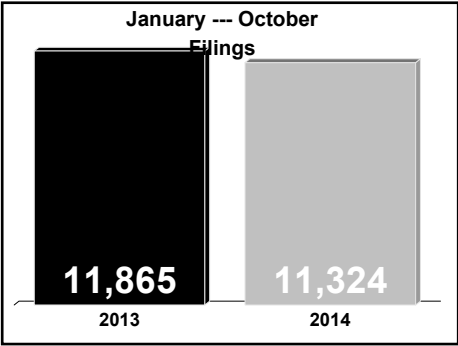
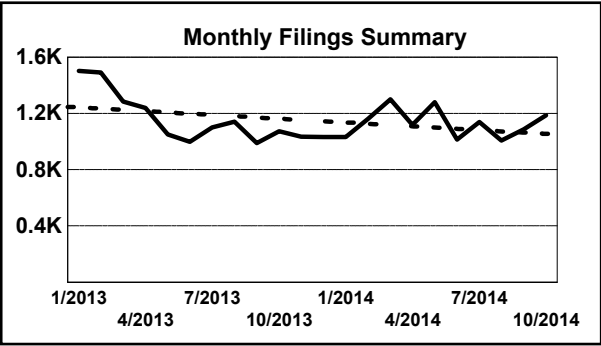
2014 AVG Month: 1,132

Jan-Oct 2013: 11,865

Jan-Oct 2014: 11,324

Filings Trending: Downward ▼

D
a
s
h
b
o
a
r
d



	Jan	Feb	Mar	Apr	May	Jun	Jul	Aug	Sep	Oct	Nov	Dec	Thru Oct	% Change	Trending	Total
2013	1,502	1,490	1,283	1,238	1,050	998	1,101	1,142	988	1,073	1,034	1,031	11,865			13,930
2014	1,032	1,161	1,299	1,118	1,279	1,014	1,139	1,008	1,087	1,187	-	-	11,324	-4.6%	▼	11,324

		Jan	Feb	Mar	Apr	May	Jun	Jul	Aug	Sep	Oct	Nov	Dec	Thru Oct	% Change	Trending	Total
Administrative Law	2013	-	3	5	6	3	1	1	2	1	3	-	2	25			27
	2014	1	1	3	1	-	-	1	-	4	2	-	-	13	-48.0%	▼	13
Contested Divorce	2013	18	31	29	20	24	23	26	17	21	11	21	12	220			253
	2014	16	23	35	29	34	22	30	21	18	37	-	-	265	20.5%	▲	265
Domestic and Family - Level 1	2013	13	22	33	10	14	18	17	16	13	18	3	11	174			188
	2014	8	13	19	15	22	12	15	14	24	15	-	-	157	-9.8%	▼	157
Domestic and Family - Level 2	2013	8	6	9	12	12	14	14	9	11	6	7	8	101			116
	2014	14	8	9	17	15	2	4	8	9	11	-	-	97	-4.0%	▼	97
General Civil - Level 1	2013	3	3	4	4	2	2	2	2	2	2	4	4	26			34
	2014	3	2	3	3	9	2	5	4	2	11	-	-	44	69.2%	▲	44
General Civil - Level 2	2013	31	76	36	79	33	34	49	38	36	38	52	38	450			540
	2014	17	52	34	37	53	35	46	41	28	69	-	-	412	-8.4%	▼	412
General Civil - Level 3	2013	12	15	20	35	17	9	31	8	11	13	20	9	171			200
	2014	20	26	24	16	27	7	19	10	12	21	-	-	182	6.4%	▲	182
Miscellaneous	2013	714	618	517	433	363	241	348	327	328	277	289	343	4,166			4,798
	2014	406	439	468	376	358	222	343	287	302	363	-	-	3,564	-14.5%	▼	3,564
Misdemeanor	2013	120	135	135	151	118	148	146	140	119	128	130	155	1,340			1,625
	2014	127	114	161	157	165	145	133	147	157	124	-	-	1,430	6.7%	▲	1,430
Non-Capital Felonies and Related Matters	2013	408	397	340	307	310	350	296	419	305	401	356	283	3,533			4,172
	2014	275	307	341	255	381	349	340	304	341	327	-	-	3,220	-8.9%	▼	3,220
Other	2013	71	69	56	65	54	64	72	60	68	67	51	53	646			750
	2014	73	71	81	66	84	100	84	74	72	85	-	-	790	22.3%	▲	790
Other Criminally Related Matters	2013	49	46	30	48	40	37	47	44	31	55	45	51	427			523
	2014	18	29	45	59	61	44	53	45	62	55	-	-	471	10.3%	▲	471
Probates/Wills and Trusts - Level 1	2013	1	-	1	1	1	-	-	-	-	-	1	-	4			5
	2014	-	-	1	1	-	-	-	-	-	2	-	-	4	0.0%	↔	4
Probates/Wills and Trusts - Level 2	2013	5	3	2	11	7	7	6	8	4	5	4	2	58			64
	2014	4	7	3	7	3	8	4	2	4	5	-	-	47	-19.0%	▼	47
Protective Orders	2014	-	-	-	1	-	-	-	-	-	-	-	-	1			1
Uncontested Divorce	2013	49	66	66	56	52	50	46	52	38	49	51	60	524			635
	2014	50	69	72	78	67	66	62	51	52	60	-	-	627	19.7%	▲	627

Type of Court: Circuit

Locale/Circuit: Accomack 32

Start/End Date: Jan-13 / Oct-14

Type of Case: Filings

AVG. Month: 122

2013 AVG Month: 137

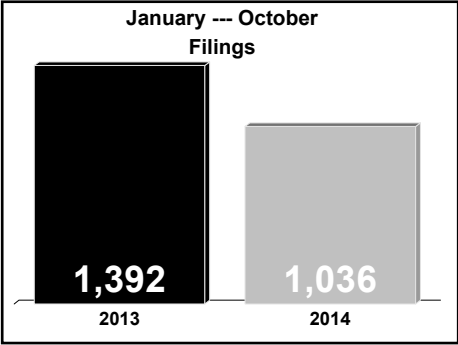
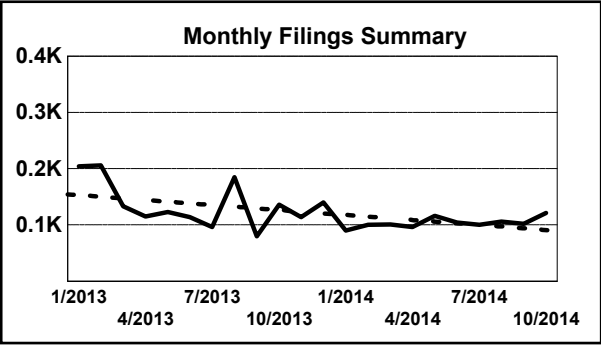
2014 AVG Month: 104

Jan-Oct 2013: 1,392

Jan-Oct 2014: 1,036

Filings Trending: Downward ▼

D
a
s
h
b
o
a
r
d



	Jan	Feb	Mar	Apr	May	Jun	Jul	Aug	Sep	Oct	Nov	Dec	Thru Oct	% Change	Trending	Total
2013	204	206	133	115	123	114	96	185	80	136	114	140	1,392			1,646
2014	90	100	101	96	116	104	100	106	102	121	-	-	1,036	-25.6%	▼	1,036

		Jan	Feb	Mar	Apr	May	Jun	Jul	Aug	Sep	Oct	Nov	Dec	Thru Oct	% Change	Trending	Total
Administrative Law	2014	-	-	-	-	-	-	-	3	-	1	-	-	4			4
Contested Divorce	2013	6	2	3	2	3	3	2	7	5	2	2	2	35			39
	2014	6	1	5	3	4	3	3	4	5	1	-	-	35	0.0%	↔	35
Domestic and Family - Level 1	2013	2	-	1	1	-	2	-	-	2	1	1	1	9			11
	2014	-	1	1	3	2	-	2	4	1	-	-	-	14	55.6%	▲	14
Domestic and Family - Level 2	2013	-	-	-	1	3	1	1	2	1	1	3	-	10			13
	2014	2	-	-	1	2	-	1	4	1	-	-	-	11	10.0%	▲	11
General Civil - Level 1	2013	2	1	-	1	1	-	3	-	-	-	1	-	8			9
	2014	-	1	-	-	-	2	2	-	-	1	-	-	6	-25.0%	▼	6
General Civil - Level 2	2013	12	12	4	4	8	8	6	-	5	6	2	3	65			70
	2014	8	4	6	7	6	11	11	6	3	4	-	-	66	1.5%	▲	66
General Civil - Level 3	2013	8	3	1	1	4	1	8	6	3	8	5	4	43			52
	2014	3	2	4	4	12	6	5	6	7	6	-	-	55	27.9%	▲	55
Miscellaneous	2013	116	130	84	62	57	39	37	40	37	44	56	50	646			752
	2014	38	54	49	45	34	33	45	31	40	49	-	-	418	-35.3%	▼	418
Misdemeanor	2013	9	21	4	6	9	3	8	20	10	12	12	9	102			123
	2014	12	11	3	9	7	13	7	4	10	10	-	-	86	-15.7%	▼	86
Non-Capital Felonies and Related Matters	2013	36	22	18	27	26	48	12	94	5	51	16	65	339			420
	2014	6	19	19	17	43	24	14	35	21	31	-	-	229	-32.4%	▼	229
Other	2013	2	2	-	1	-	-	2	1	1	3	1	-	12			13
	2014	1	1	3	1	-	-	3	1	1	2	-	-	13	8.3%	▲	13
Other Criminally Related Matters	2013	5	1	3	3	3	3	7	4	5	2	10	-	36			46
	2014	5	1	4	-	1	3	2	5	4	5	-	-	30	-16.7%	▼	30
Probates/Wills and Trusts - Level 2	2013	-	-	2	-	3	2	2	1	-	-	2	1	10			13
	2014	1	-	1	-	1	-	1	-	-	-	-	-	4	-60.0%	▼	4
Protective Orders	2013	1	-	-	1	-	-	-	-	-	-	-	-	2			2
	2014	1	2	1	-	-	2	-	-	-	1	-	-	7	250.0%	▲	7
Uncontested Divorce	2013	5	12	13	5	6	4	8	10	6	6	3	5	75			83
	2014	7	3	5	6	4	7	4	3	9	10	-	-	58	-22.7%	▼	58

Type of Court: Circuit

Locale/Circuit: Northampton 32

Start/End Date: Jan-13 / Oct-14

Type of Case: Filings

AVG. Month: 70

2013 AVG Month: 70

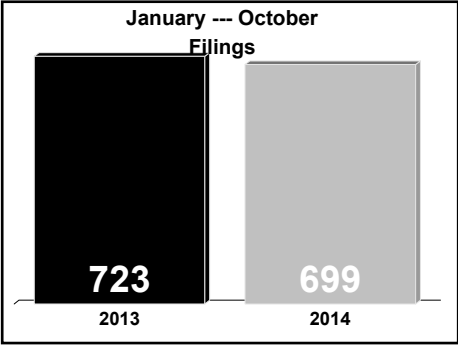
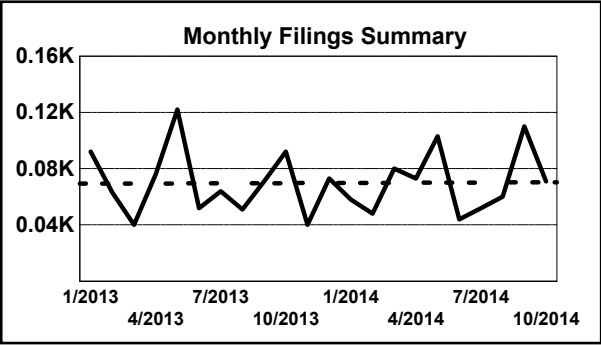
2014 AVG Month: 70

Jan-Oct 2013: 723

Jan-Oct 2014: 699

Filings Trending: Downward ▼

D
a
s
h
b
o
a
r
d



	Jan	Feb	Mar	Apr	May	Jun	Jul	Aug	Sep	Oct	Nov	Dec	Thru Oct	% Change	Trending	Total
2013	92	63	40	76	122	52	64	51	71	92	40	73	723			836
2014	58	48	80	73	103	44	52	60	110	71	-	-	699	-3.3%	▼	699

		Jan	Feb	Mar	Apr	May	Jun	Jul	Aug	Sep	Oct	Nov	Dec	Thru Oct	% Change	Trending	Total
Contested Divorce	2013	-	2	-	-	1	2	-	-	-	1	-	-	6			6
	2014	-	1	4	1	-	-	-	2	2	1	-	-	11	83.3%	▲	11
Domestic and Family - Level 1	2013	-	-	-	-	-	-	2	-	-	-	-	-	2			2
	2014	-	-	-	-	-	-	-	8	1	-	-	-	9	350.0%	▲	9
Domestic and Family - Lev	2013	-	-	-	-	1	1	-	-	-	-	-	-	2			2
General Civil - Level 1	2013	-	1	-	1	-	-	-	1	-	-	-	-	3			3
General Civil - Level 2	2013	4	4	2	2	1	2	2	6	4	3	-	1	30			31
	2014	2	1	3	4	9	6	-	2	3	4	-	-	34	13.3%	▲	34
General Civil - Level 3	2013	8	-	4	-	10	-	5	12	3	3	-	7	45			52
	2014	2	3	1	7	2	2	3	1	5	10	-	-	36	-20.0%	▼	36
Miscellaneous	2013	43	38	14	20	12	11	8	15	16	23	16	15	200			231
	2014	16	17	23	18	25	3	12	21	13	21	-	-	169	-15.5%	▼	169
Misdemeanor	2013	14	4	7	15	30	4	14	4	7	25	13	21	124			158
	2014	16	13	22	15	26	15	18	13	31	16	-	-	185	49.2%	▲	185
Non-Capital Felonies and Related Matters	2013	17	10	6	29	54	24	27	5	36	18	9	20	226			255
	2014	16	2	17	23	37	10	14	4	45	6	-	-	174	-23.0%	▼	174
Other	2013	-	-	2	1	-	-	-	-	-	-	-	-	3			3
	2014	-	-	-	-	-	1	-	-	-	2	-	-	3	0.0%	↔	3
Other Criminally Related Matters	2013	3	-	3	5	11	-	3	4	3	13	1	5	45			51
	2014	4	8	4	3	4	5	3	6	5	4	-	-	46	2.2%	▲	46
Probates/Wills and Trusts - Level 2	2013	2	1	-	-	1	1	-	-	-	1	-	-	6			6
	2014	-	-	2	-	-	-	-	1	1	2	-	-	6	0.0%	↔	6
Protective Orders	2013	-	-	-	-	-	1	-	-	-	-	-	-	1			1
	2014	-	-	-	-	-	-	-	1	-	1	-	-	2	100.0%	▲	2
Uncontested Divorce	2013	1	3	2	3	1	6	3	4	2	5	1	4	30			35
	2014	2	3	4	2	-	2	2	1	4	4	-	-	24	-20.0%	▼	24

Type of Court: Circuit

Locale/Circuit: Portsmouth 3

Start/End Date: Jan-13 / Oct-14

Type of Case: Filings

AVG. Month: 777

2013 AVG Month: 779

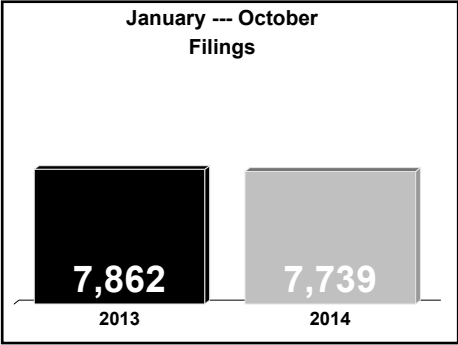
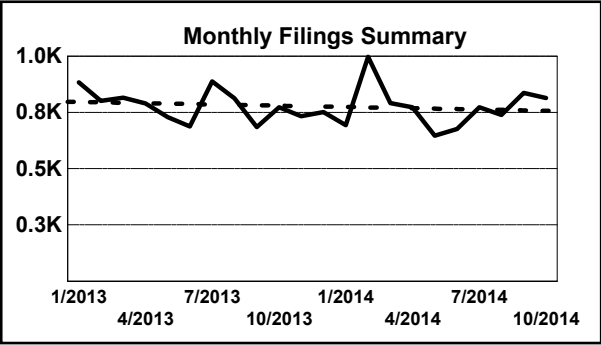
2014 AVG Month: 774

Jan-Oct 2013: 7,862

Jan-Oct 2014: 7,739

Filings Trending: Steady ↔

D
a
s
h
b
o
a
r
d



	Jan	Feb	Mar	Apr	May	Jun	Jul	Aug	Sep	Oct	Nov	Dec	Thru Oct	% Change	Trending	Total
2013	884	801	815	789	729	687	888	812	684	773	733	752	7,862			9,347
2014	693	997	791	773	647	676	772	739	837	814	-	-	7,739	-1.6%	▼	7,739

		Jan	Feb	Mar	Apr	May	Jun	Jul	Aug	Sep	Oct	Nov	Dec	Thru Oct	% Change	Trending	Total
Administrative Law	2013	-	-	-	-	-	1	-	1	-	1	1	2	3			6
	2014	-	-	1	-	-	-	1	-	1	1	-	-	4	33.3%	▲	4
Contested Divorce	2013	13	15	12	13	10	6	10	14	9	14	10	7	116			133
	2014	9	15	11	13	14	16	8	14	7	11	-	-	118	1.7%	▲	118
Domestic and Family - Level 1	2013	10	7	15	13	16	11	16	13	21	13	7	17	135			159
	2014	8	15	5	12	18	15	15	14	10	5	-	-	117	-13.3%	▼	117
Domestic and Family - Level 2	2013	5	4	4	6	4	2	3	6	3	9	2	6	46			54
	2014	5	1	7	4	6	2	7	6	9	6	-	-	53	15.2%	▲	53
General Civil - Level 1	2013	1	1	5	5	2	22	10	8	5	21	15	11	80			106
	2014	22	27	3	3	33	2	19	1	19	3	-	-	132	65.0%	▲	132
General Civil - Level 2	2013	27	23	19	32	17	29	36	19	25	22	18	21	249			288
	2014	23	32	27	29	17	23	18	12	18	24	-	-	223	-10.4%	▼	223
General Civil - Level 3	2013	107	146	95	98	108	62	152	208	130	69	99	105	1,175			1,379
	2014	118	108	82	91	73	64	149	80	93	90	-	-	948	-19.3%	▼	948
Miscellaneous	2013	311	199	199	203	171	156	171	152	145	168	155	167	1,875			2,197
	2014	191	208	201	177	157	140	175	190	174	215	-	-	1,828	-2.5%	▼	1,828
Misdemeanor	2013	96	95	133	135	132	103	117	99	93	129	129	126	1,132			1,387
	2014	103	107	150	100	90	117	100	139	113	133	-	-	1,152	1.8%	▲	1,152
Non-Capital Felonies and Related Matters	2013	210	219	232	172	178	210	272	190	159	218	202	196	2,060			2,458
	2014	163	397	207	239	156	190	186	168	282	199	-	-	2,187	6.2%	▲	2,187
Other	2013	41	35	41	42	31	32	27	28	35	55	22	25	367			414
	2014	-	24	41	34	32	46	43	49	43	55	-	-	367	0.0%	↔	367
Other Criminally Related Matters	2013	39	36	31	45	33	23	33	43	33	33	41	41	349			431
	2014	20	40	33	35	25	32	22	43	33	40	-	-	323	-7.4%	▼	323
Probates/Wills and Trusts - Level 1	2013	-	-	-	-	-	-	1	1	-	-	-	1	2			3
	2014	1	-	-	-	-	-	1	-	-	1	-	-	3	50.0%	▲	3
Probates/Wills and Trusts - Level 2	2013	8	6	6	1	7	1	6	3	6	4	6	4	48			58
	2014	8	6	3	6	5	7	4	4	9	8	-	-	60	25.0%	▲	60
Protective Orders	2013	3	1	2	-	1	1	2	2	-	-	2	2	12			16
	2014	1	2	4	1	1	1	1	2	3	3	-	-	19	58.3%	▲	19
Uncontested Divorce	2013	13	14	21	24	19	28	32	25	20	17	24	21	213			258
	2014	21	15	16	29	20	21	23	17	23	20	-	-	205	-3.8%	▼	205

Type of Court: Circuit

Locale/Circuit: Norfolk 4

Start/End Date: Jan-13 / Oct-14

Type of Case: Filings

AVG. Month: 1,728

2013 AVG Month: 1,783

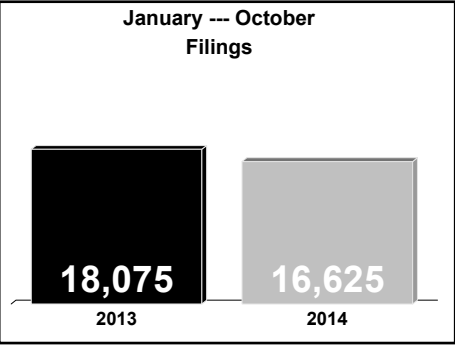
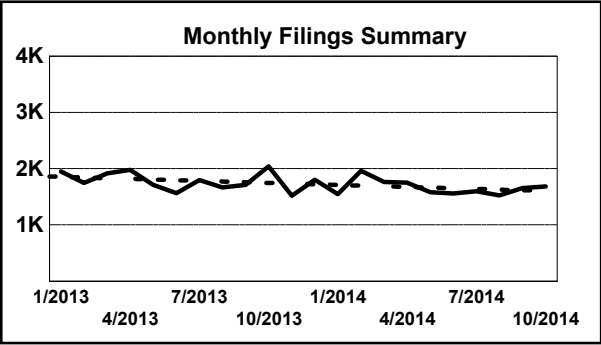
2014 AVG Month: 1,663

Jan-Oct 2013: 18,075

Jan-Oct 2014: 16,625

Filings Trending: Downward ▼

D
a
s
h
b
o
a
r
d



	Jan	Feb	Mar	Apr	May	Jun	Jul	Aug	Sep	Oct	Nov	Dec	Thru Oct	% Change	Trending	Total
2013	1,952	1,744	1,914	1,978	1,714	1,563	1,797	1,666	1,709	2,038	1,517	1,804	18,075			21,396
2014	1,545	1,963	1,765	1,750	1,582	1,559	1,599	1,524	1,655	1,683	-	-	16,625	-8.0%	▼	16,625

		Jan	Feb	Mar	Apr	May	Jun	Jul	Aug	Sep	Oct	Nov	Dec	Thru Oct	% Change	Trending	Total
Administrative Law	2013	1	-	-	1	2	-	1	-	3	1	-	1	9			10
	2014	2	2	1	-	1	1	-	-	1	-	-	-	8	-11.1%	▼	8
Capital Murder	2013	-	-	-	-	1	-	-	-	-	-	-	-	1			1
	2014	-	-	-	4	-	-	-	-	-	-	-	-	4	300.0%	▲	4
Contested Divorce	2013	80	88	134	102	82	91	86	116	98	109	84	107	986			1,177
	2014	88	123	129	112	89	92	81	88	75	90	-	-	967	-1.9%	▼	967
Domestic and Family - Level 1	2013	18	24	27	40	27	16	31	26	20	17	29	17	246			292
	2014	29	19	23	21	34	22	30	35	27	14	-	-	254	3.3%	▲	254
Domestic and Family - Level 2	2013	29	22	30	17	33	20	25	24	19	18	25	18	237			280
	2014	15	19	16	19	10	2	13	15	28	15	-	-	152	-35.9%	▼	152
General Civil - Level 1	2013	9	4	6	3	6	1	4	4	-	7	3	3	44			50
	2014	5	4	1	11	7	5	2	4	3	8	-	-	50	13.6%	▲	50
General Civil - Level 2	2013	63	59	67	50	49	57	58	73	46	72	44	53	594			691
	2014	40	57	62	76	49	59	50	49	63	73	-	-	578	-2.7%	▼	578
General Civil - Level 3	2013	43	42	49	77	43	56	72	72	69	67	42	66	590			698
	2014	56	66	60	48	59	40	53	52	52	33	-	-	519	-12.0%	▼	519
Miscellaneous	2013	483	459	433	411	309	287	335	312	328	322	293	318	3,679			4,290
	2014	293	422	383	352	273	279	243	268	323	376	-	-	3,212	-12.7%	▼	3,212
Misdemeanor	2013	221	162	211	212	212	150	210	157	197	201	177	228	1,933			2,338
	2014	153	194	160	216	180	182	170	191	211	174	-	-	1,831	-5.3%	▼	1,831
Non-Capital Felonies and Related Matters	2013	587	420	462	578	522	481	491	462	500	709	437	543	5,212			6,192
	2014	459	569	428	423	446	445	549	409	428	449	-	-	4,605	-11.6%	▼	4,605
Other	2013	104	103	87	107	90	91	129	97	129	100	57	127	1,037			1,221
	2014	112	89	106	97	77	83	134	112	106	108	-	-	1,024	-1.3%	▼	1,024
Other Criminally Related Matters	2013	88	86	106	115	87	90	107	93	87	130	84	103	989			1,176
	2014	63	92	74	116	100	106	86	103	133	106	-	-	979	-1.0%	▼	979
Probates/Wills and Trusts - Level 1	2013	1	1	-	-	1	1	-	-	-	-	1	-	4			5
	2014	1	-	-	-	-	-	-	-	-	1	-	-	2	-50.0%	▼	2
Probates/Wills and Trusts - Level 2	2013	14	16	18	16	11	18	12	12	14	10	10	7	141			158
	2014	17	11	17	7	10	13	8	13	13	12	-	-	121	-14.2%	▼	121
Protective Orders	2013	1	3	2	1	4	3	3	3	2	1	3	2	23			28
	2014	1	1	2	2	-	-	1	1	2	1	-	-	11	-52.2%	▼	11
Uncontested Divorce	2013	210	255	282	248	235	201	233	215	197	274	228	211	2,350			2,789
	2014	211	295	303	246	247	230	179	184	190	223	-	-	2,308	-1.8%	▼	2,308

Type of Court: Circuit

Locale/Circuit: Isle of Wight 5

Start/End Date: Jan-13 / Oct-14

Type of Case: Filings

AVG. Month: 143

2013 AVG Month: 144

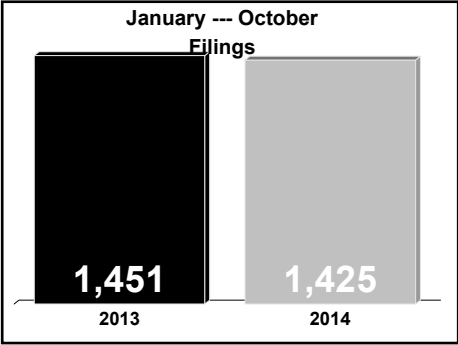
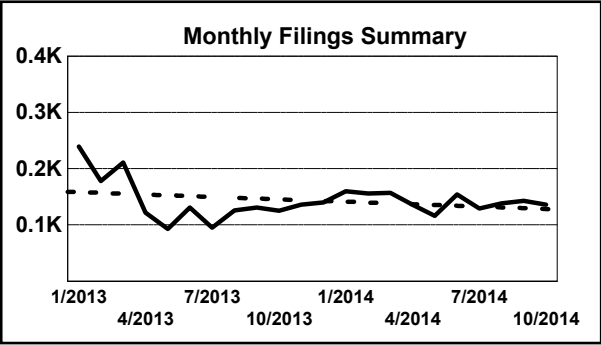
2014 AVG Month: 143

Jan-Oct 2013: 1,451

Jan-Oct 2014: 1,425

Filings Trending: Steady ↔

D
a
s
h
b
o
a
r
d



	Jan	Feb	Mar	Apr	May	Jun	Jul	Aug	Sep	Oct	Nov	Dec	Thru Oct	% Change	Trending	Total
2013	239	178	211	122	93	131	95	126	131	125	136	140	1,451			1,727
2014	160	156	157	136	116	154	129	138	143	136	-	-	1,425	-1.8%	▼	1,425

		Jan	Feb	Mar	Apr	May	Jun	Jul	Aug	Sep	Oct	Nov	Dec	Thru Oct	% Change	Trending	Total
Administrative Law	2013	-	-	-	-	-	-	-	-	1	-	-	-	1			1
	2014	-	-	-	1	-	-	-	-	-	1	-	-	2	100.0%	▲	2
Contested Divorce	2013	4	3	4	5	3	2	3	1	4	1	4	8	30			42
	2014	1	2	3	6	3	1	1	4	2	3	-	-	26	-13.3%	▼	26
Domestic and Family - Level 1	2013	1	2	3	-	3	1	-	2	1	1	4	2	14			20
	2014	2	5	-	-	5	5	-	-	-	2	-	-	19	35.7%	▲	19
Domestic and Family - Level 2	2013	-	-	1	2	3	2	-	-	-	4	1	3	12			16
	2014	2	2	-	1	-	-	1	2	2	2	-	-	12	0.0%	↔	12
General Civil - Level 1	2014	-	-	-	-	-	-	-	-	-	1	-	-	1			1
General Civil - Level 2	2013	4	4	7	2	3	4	1	12	6	3	-	1	46			47
	2014	5	4	4	4	9	4	4	7	4	8	-	-	53	15.2%	▲	53
General Civil - Level 3	2013	2	2	-	2	1	4	1	2	3	3	1	1	20			22
	2014	4	6	3	2	4	3	3	2	1	6	-	-	34	70.0%	▲	34
Miscellaneous	2013	165	115	110	80	45	57	65	69	37	66	60	59	809			928
	2014	89	96	98	70	44	59	57	63	59	69	-	-	704	-13.0%	▼	704
Misdemeanor	2013	6	8	4	3	7	15	2	5	13	6	8	-	69			77
	2014	1	6	5	2	4	7	7	3	16	9	-	-	60	-13.0%	▼	60
Non-Capital Felonies and Related Matters	2013	42	31	66	19	16	28	11	17	49	20	36	51	299			386
	2014	37	20	25	37	33	55	43	33	43	15	-	-	341	14.0%	▲	341
Other	2013	4	2	2	1	4	4	-	4	5	4	8	1	30			39
	2014	8	9	4	4	1	7	1	4	6	8	-	-	52	73.3%	▲	52
Other Criminally Related Matters	2013	3	6	3	3	3	5	4	4	1	7	6	3	39			48
	2014	2	2	6	-	3	1	6	11	3	5	-	-	39	0.0%	↔	39
Probates/Wills and Trusts	2013	-	1	1	-	-	-	-	-	-	-	-	-	2			2
Probates/Wills and Trusts - Level 2	2013	-	1	-	1	1	-	-	1	1	1	3	1	6			10
	2014	4	-	-	-	3	2	-	1	1	2	-	-	13	116.7%	▲	13
Uncontested Divorce	2013	8	3	10	4	4	9	8	9	10	9	5	10	74			89
	2014	5	4	9	9	7	10	6	8	6	5	-	-	69	-6.8%	▼	69

Type of Court: Circuit

Locale/Circuit: Southampton 5

Start/End Date: Jan-13 / Oct-14

Type of Case: Filings

AVG. Month: 160

2013 AVG Month: 167

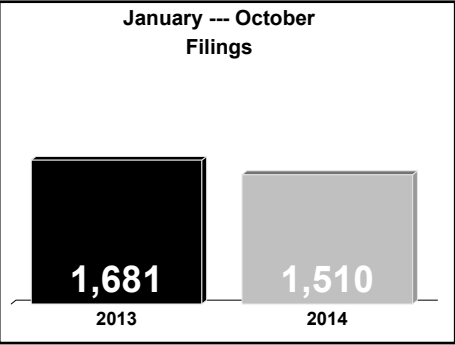
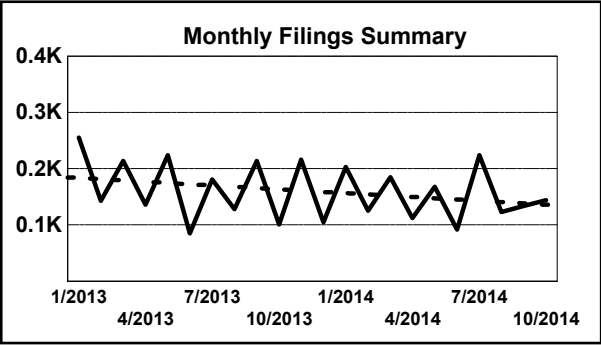
2014 AVG Month: 151

Jan-Oct 2013: 1,681

Jan-Oct 2014: 1,510

Filings Trending: Downward ▼

D
a
s
h
b
o
a
r
d



	Jan	Feb	Mar	Apr	May	Jun	Jul	Aug	Sep	Oct	Nov	Dec	Thru Oct	% Change	Trending	Total
2013	255	143	214	136	224	85	181	128	214	101	216	105	1,681			2,002
2014	203	125	185	112	168	92	224	123	134	144	-	-	1,510	-10.2%	▼	1,510

		Jan	Feb	Mar	Apr	May	Jun	Jul	Aug	Sep	Oct	Nov	Dec	Thru Oct	% Change	Trending	Total
Contested Divorce	2013	-	3	3	5	2	5	6	4	4	2	3	1	34			38
	2014	3	3	3	6	4	-	2	1	3	1	-	-	26	-23.5%	▼	26
Domestic and Family - Level 1	2013	3	1	-	-	2	-	12	-	1	-	3	1	19			23
	2014	2	-	-	-	-	1	-	-	-	-	-	-	3	-84.2%	▼	3
Domestic and Family - Level 2	2013	1	-	-	1	-	-	1	5	-	-	-	1	8			9
	2014	-	-	2	-	-	3	12	1	-	-	-	-	18	125.0%	▲	18
General Civil - Level 1	2013	1	-	-	-	-	-	1	1	-	-	-	-	3			3
	2014	-	-	-	-	-	-	-	-	1	1	-	-	2	-33.3%	▼	2
General Civil - Level 2	2013	6	1	4	5	4	2	2	5	4	7	3	2	40			45
	2014	3	2	6	4	5	5	2	3	5	7	-	-	42	5.0%	▲	42
General Civil - Level 3	2013	17	8	4	15	7	-	-	5	5	7	10	2	68			80
	2014	6	6	4	4	3	2	1	5	1	3	-	-	35	-48.5%	▼	35
Miscellaneous	2013	69	86	52	46	38	37	37	23	28	27	26	39	443			508
	2014	46	49	53	37	44	28	27	25	32	35	-	-	376	-15.1%	▼	376
Misdemeanor	2013	8	6	6	9	25	8	15	6	10	4	6	5	97			108
	2014	17	13	11	2	13	11	14	15	14	17	-	-	127	30.9%	▲	127
Non-Capital Felonies and Related Matters	2013	134	33	128	42	101	22	81	69	89	35	105	46	734			885
	2014	67	40	56	40	37	27	78	65	61	60	-	-	531	-27.7%	▼	531
Other	2013	1	2	-	2	2	3	1	2	-	5	2	-	18			20
	2014	1	1	2	-	2	4	-	1	-	3	-	-	14	-22.2%	▼	14
Other Criminally Related Matters	2013	9	1	10	4	38	3	16	3	64	5	55	4	153			212
	2014	53	4	38	8	50	3	88	1	14	11	-	-	270	76.5%	▲	270
Probates/Wills and Trusts	2014	-	-	1	-	-	-	-	-	-	-	-	-	1			1
Probates/Wills and Trusts - Level 2	2013	1	-	-	-	-	-	1	1	1	-	-	-	4			4
	2014	1	-	1	1	-	1	-	3	-	-	-	-	7	75.0%	▲	7
Protective Orders	2013	-	-	-	-	-	-	-	1	-	-	-	-	1			1
	2014	-	-	-	-	-	1	-	-	-	-	-	-	1	0.0%	↔	1
Uncontested Divorce	2013	5	2	7	7	5	5	8	3	8	9	3	4	59			66
	2014	4	7	8	10	10	6	-	3	3	6	-	-	57	-3.4%	▼	57

Type of Court: Circuit

Locale/Circuit: Suffolk 5

Start/End Date: Jan-13 / Oct-14

Type of Case: Filings

AVG. Month: 459

2013 AVG Month: 474

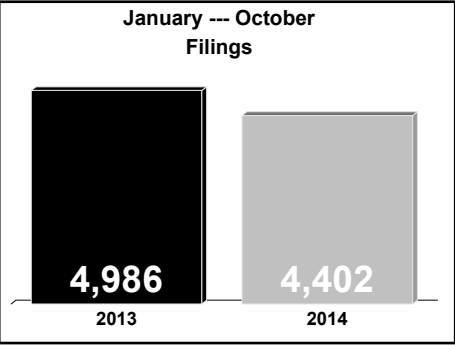
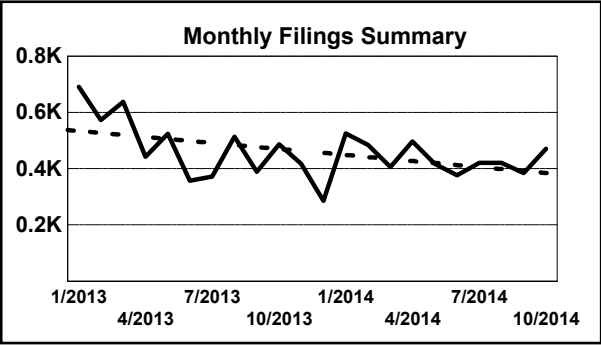
2014 AVG Month: 440

Jan-Oct 2013: 4,986

Jan-Oct 2014: 4,402

Filings Trending: Downward ▼

D
a
s
h
b
o
a
r
d

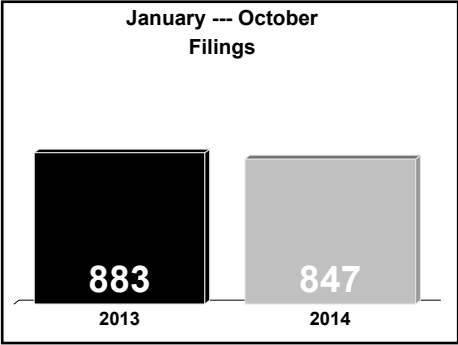
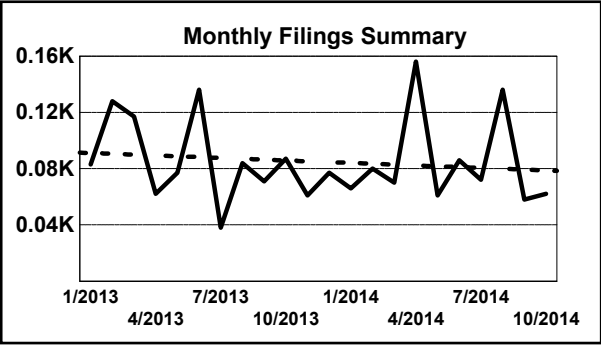


	Jan	Feb	Mar	Apr	May	Jun	Jul	Aug	Sep	Oct	Nov	Dec	Thru Oct	% Change	Trending	Total
2013	691	573	637	442	524	357	372	514	389	487	417	286	4,986			5,689
2014	525	484	406	497	417	376	421	421	384	471	-	-	4,402	-11.7%	▼	4,402

		Jan	Feb	Mar	Apr	May	Jun	Jul	Aug	Sep	Oct	Nov	Dec	Thru Oct	% Change	Trending	Total
Administrative Law	2013	-	-	-	1	-	-	1	1	-	-	1	-	3			4
	2014	-	1	-	-	2	-	-	-	-	-	-	-	3	0.0%	↔	3
Capital Murder	2013	-	-	-	-	-	-	-	-	-	1	1	6	1			8
Contested Divorce	2013	15	12	14	10	10	9	9	4	10	12	10	11	105			126
	2014	3	6	10	11	8	8	8	8	9	7	-	-	78	-25.7%	▼	78
Domestic and Family - Level 1	2013	9	5	5	4	1	6	4	3	4	6	5	1	47			53
	2014	2	3	4	5	5	-	1	6	1	1	-	-	28	-40.4%	▼	28
Domestic and Family - Level 2	2013	5	9	9	11	7	7	4	9	6	5	3	10	72			85
	2014	5	4	5	7	16	7	10	10	2	7	-	-	73	1.4%	▲	73
General Civil - Level 1	2013	1	-	-	1	1	1	3	1	3	1	2	1	12			15
	2014	3	1	-	1	-	1	-	2	-	2	-	-	10	-16.7%	▼	10
General Civil - Level 2	2013	14	16	21	22	19	18	25	16	13	13	14	10	177			201
	2014	18	14	18	19	14	15	12	24	17	13	-	-	164	-7.3%	▼	164
General Civil - Level 3	2013	7	14	9	12	11	10	7	14	6	10	9	6	100			115
	2014	7	7	7	6	7	6	12	7	10	2	-	-	71	-29.0%	▼	71
Miscellaneous	2013	250	228	203	156	124	87	111	115	97	115	115	124	1,486			1,725
	2014	147	166	135	126	110	101	123	94	128	133	-	-	1,263	-15.0%	▼	1,263
Misdemeanor	2013	69	51	81	30	44	47	44	51	33	69	61	22	519			602
	2014	71	46	38	63	27	51	63	50	33	57	-	-	499	-3.9%	▼	499
Non-Capital Felonies and Related Matters	2013	261	185	239	161	265	137	121	257	178	228	165	72	2,032			2,269
	2014	232	203	145	225	195	134	151	182	150	209	-	-	1,826	-10.1%	▼	1,826
Other	2013	11	6	9	11	8	9	15	10	6	5	7	6	90			103
	2014	5	11	5	6	6	20	9	12	8	12	-	-	94	4.4%	▲	94
Other Criminally Related Matters	2013	19	4	10	7	6	9	10	11	9	9	7	3	94			104
	2014	17	4	10	9	6	11	12	12	7	10	-	-	98	4.3%	▲	98
Probates/Wills and Trusts - Level 1	2013	-	-	2	-	-	-	-	-	-	1	-	-	3			3
	2014	-	-	-	-	-	2	-	-	-	-	-	-	2	-33.3%	▼	2
Probates/Wills and Trusts - Level 2	2013	7	10	6	-	2	1	1	2	1	1	2	1	31			34
	2014	-	1	3	-	1	2	3	1	1	3	-	-	15	-51.6%	▼	15
Uncontested Divorce	2013	23	33	29	16	26	16	17	20	23	11	15	13	214			242
	2014	15	17	26	19	20	18	17	13	18	15	-	-	178	-16.8%	▼	178

Type of Court: Circuit
Locale/Circuit: Brunswick 6
Start/End Date: Jan-13 / Oct-14
Type of Case: Filings
AVG. Month: 85
2013 AVG Month: 85
2014 AVG Month: 85
Jan-Oct 2013: 883
Jan-Oct 2014: 847
Filings Trending: Downward ▼

D
a
s
h
b
o
a
r
d

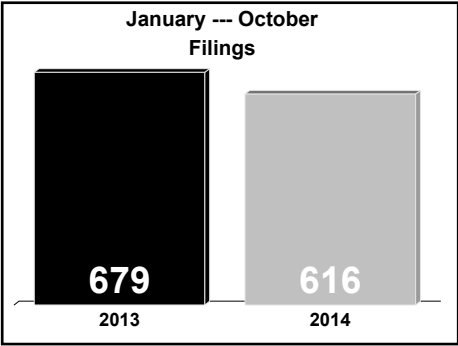
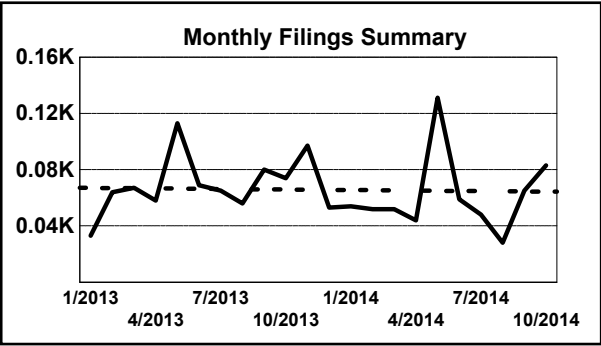


	Jan	Feb	Mar	Apr	May	Jun	Jul	Aug	Sep	Oct	Nov	Dec	Thru Oct	% Change	Trending	Total
2013	83	128	117	62	77	136	38	84	71	87	61	77	883			1,021
2014	66	80	70	156	61	86	72	136	58	62	-	-	847	-4.1%	▼	847

		Jan	Feb	Mar	Apr	May	Jun	Jul	Aug	Sep	Oct	Nov	Dec	Thru Oct	% Change	Trending	Total
Contested Divorce	2013	2	-	1	-	2	1	-	-	1	-	-	1	7			8
	2014	1	1	1	2	1	1	-	-	1	1	-	-	9	28.6%	▲	9
Domestic and Family - Level 1	2013	1	1	1	-	1	1	-	-	2	-	-	-	7			7
	2014	-	-	-	5	-	2	2	-	-	-	-	-	9	28.6%	▲	9
Domestic and Family - Level 2	2013	-	-	-	-	-	-	-	-	1	-	-	1	1			2
	2014	-	-	1	-	-	-	-	1	-	3	-	-	5	400.0%	▲	5
General Civil - Level 1	2013	-	-	-	-	-	-	-	-	-	1	-	-	1			1
	2014	-	-	-	-	2	-	-	-	-	-	-	-	2	100.0%	▲	2
General Civil - Level 2	2013	5	-	2	1	2	2	2	3	1	1	-	1	19			20
	2014	1	1	1	6	1	1	2	6	2	1	-	-	22	15.8%	▲	22
General Civil - Level 3	2013	2	2	-	3	-	3	4	-	-	3	-	1	17			18
	2014	-	1	-	1	1	-	1	-	1	-	-	-	5	-70.6%	▼	5
Miscellaneous	2013	32	28	38	20	19	16	15	15	22	21	23	19	226			268
	2014	25	47	26	26	23	10	20	17	17	17	-	-	228	0.9%	▲	228
Misdemeanor	2013	17	26	16	16	15	34	-	26	9	34	10	15	193			218
	2014	16	13	10	34	4	40	17	17	12	17	-	-	180	-6.7%	▼	180
Non-Capital Felonies and Related Matters	2013	21	66	50	17	26	73	16	37	24	21	22	35	351			408
	2014	13	15	23	74	23	18	20	78	18	20	-	-	302	-14.0%	▼	302
Other	2013	-	1	-	1	-	-	-	-	2	1	1	-	5			6
	2014	-	-	-	-	1	-	1	-	1	1	-	-	4	-20.0%	▼	4
Other Criminally Related Matters	2013	-	2	6	-	7	3	-	1	1	-	3	1	20			24
	2014	9	1	3	3	-	9	7	13	2	1	-	-	48	140.0%	▲	48
Probates/Wills and Trusts - Level 2	2013	-	-	-	1	1	1	-	-	-	1	-	-	4			4
	2014	-	-	2	1	-	-	-	3	-	1	-	-	7	75.0%	▲	7
Protective Orders	2014	-	-	-	-	-	-	-	-	1	-	-	-	1			1
Uncontested Divorce	2013	3	2	3	3	4	2	1	2	8	4	2	3	32			37
	2014	1	1	3	4	5	5	2	1	3	-	-	-	25	-21.9%	▼	25

Type of Court: Circuit
Locale/Circuit: Greenville 6
Start/End Date: Jan-13 / Oct-14
Type of Case: Filings
AVG. Month: 66
2013 AVG Month: 69
2014 AVG Month: 62
Jan-Oct 2013: 679
Jan-Oct 2014: 616
Filings Trending: Downward ▼

D
a
s
h
b
o
a
r
d

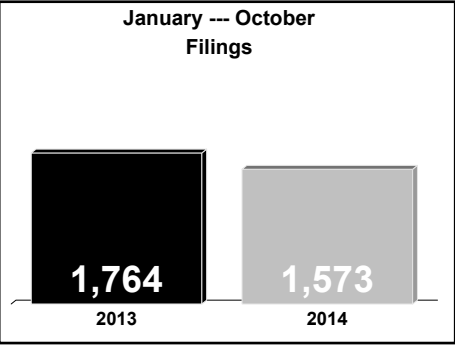
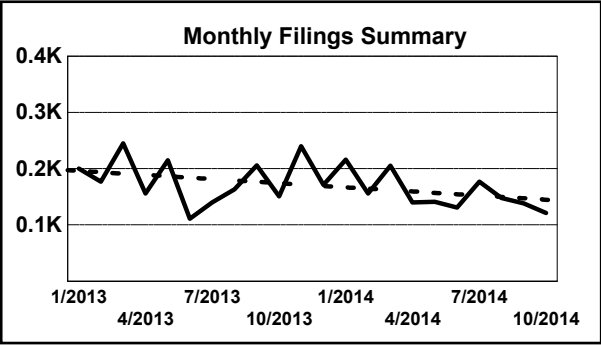


	Jan	Feb	Mar	Apr	May	Jun	Jul	Aug	Sep	Oct	Nov	Dec	Thru Oct	% Change	Trending	Total
2013	33	64	67	58	113	69	65	56	80	74	97	53	679			829
2014	54	52	52	44	131	59	48	28	65	83	-	-	616	-9.3%	▼	616

		Jan	Feb	Mar	Apr	May	Jun	Jul	Aug	Sep	Oct	Nov	Dec	Thru Oct	% Change	Trending	Total
Administrative Law	2013	-	-	-	-	-	-	-	-	-	1	-	-	1			1
	2014	-	-	1	1	1	-	-	-	-	-	-	-	3	200.0%	▲	3
Contested Divorce	2013	1	2	4	2	5	2	1	2	1	1	-	1	21			22
	2014	3	2	3	2	2	2	3	1	3	2	-	-	23	9.5%	▲	23
Domestic and Family - Level 1	2013	2	-	1	-	1	3	-	-	-	-	1	1	7			9
	2014	-	-	1	1	-	-	-	-	-	-	-	-	2	-71.4%	▼	2
Domestic and Family - Level 2	2013	-	-	-	-	1	-	-	2	-	-	1	-	3			4
	2014	1	-	-	-	-	-	-	-	-	1	-	-	2	-33.3%	▼	2
General Civil - Level 1	2013	-	-	-	1	2	-	-	-	-	-	-	-	3			3
	2014	1	-	-	1	-	-	-	-	-	-	-	-	2	-33.3%	▼	2
General Civil - Level 2	2013	4	9	7	3	6	3	1	3	4	8	3	5	48			56
	2014	3	3	1	1	6	13	3	4	9	6	-	-	49	2.1%	▲	49
General Civil - Level 3	2013	1	1	1	6	1	3	4	2	21	4	7	2	44			53
	2014	-	3	-	-	3	2	2	2	14	1	-	-	27	-38.6%	▼	27
Miscellaneous	2013	-	7	9	6	3	4	9	5	5	12	4	6	60			70
	2014	8	6	9	4	9	5	3	3	5	6	-	-	58	-3.3%	▼	58
Misdemeanor	2013	5	4	8	4	23	3	6	10	9	5	10	7	77			94
	2014	4	6	5	6	31	8	5	5	6	8	-	-	84	9.1%	▲	84
Non-Capital Felonies and Related Matters	2013	16	37	31	26	63	49	42	22	39	32	58	27	357			442
	2014	31	25	27	21	67	19	23	8	21	45	-	-	287	-19.6%	▼	287
Other	2014	-	-	-	-	1	-	-	-	-	1	-	-	2			2
Other Criminally Related Matters	2013	1	-	4	8	3	-	1	7	-	3	8	1	27			36
	2014	3	5	1	3	4	4	4	2	3	8	-	-	37	37.0%	▲	37
Probates/Wills and Trusts	2014	-	1	-	-	-	-	-	-	1	-	-	-	2			2
Uncontested Divorce	2013	3	4	2	2	5	2	1	3	1	8	5	3	31			39
	2014	-	1	4	4	7	6	5	3	3	5	-	-	38	22.6%	▲	38

Type of Court: Circuit
Locale/Circuit: Prince George 6
Start/End Date: Jan-13 / Oct-14
Type of Case: Filings
AVG. Month: 170
2013 AVG Month: 181
2014 AVG Month: 157
Jan-Oct 2013: 1,764
Jan-Oct 2014: 1,573
Filings Trending: Downward ▼

D
a
s
h
b
o
a
r
d

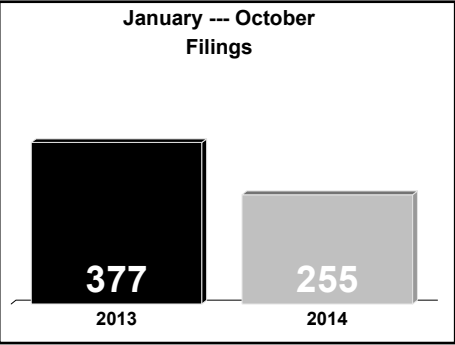
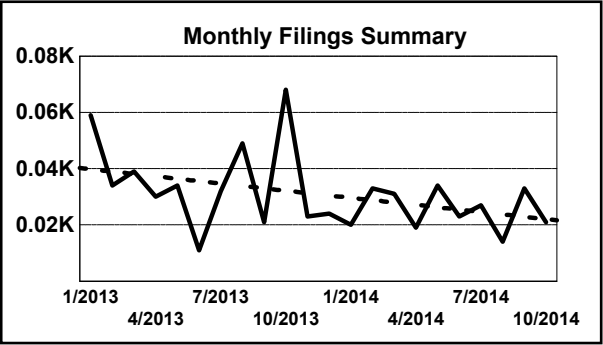


	Jan	Feb	Mar	Apr	May	Jun	Jul	Aug	Sep	Oct	Nov	Dec	Thru Oct	% Change	Trending	Total
2013	200	177	245	156	215	111	140	163	206	151	240	171	1,764			2,175
2014	216	156	205	140	141	131	177	148	138	121	-	-	1,573	-10.8%	▼	1,573

		Jan	Feb	Mar	Apr	May	Jun	Jul	Aug	Sep	Oct	Nov	Dec	Thru Oct	% Change	Trending	Total
Administrative Law	2013	1	1	-	-	1	-	-	-	1	-	-	1	4			5
	2014	-	1	-	-	-	-	-	-	-	-	-	-	1	-75.0%	▼	1
Contested Divorce	2013	-	3	7	7	5	1	2	1	8	7	5	1	41			47
	2014	5	1	1	5	5	1	3	4	4	9	-	-	38	-7.3%	▼	38
Domestic and Family - Level 1	2013	2	2	1	2	8	2	9	5	3	9	4	1	43			48
	2014	2	1	13	2	4	1	-	3	3	5	-	-	34	-20.9%	▼	34
Domestic and Family - Level 2	2013	2	1	1	2	-	1	2	2	6	-	-	2	17			19
	2014	-	-	2	-	4	2	3	2	-	-	-	-	13	-23.5%	▼	13
General Civil - Level 1	2013	-	-	-	-	-	-	-	-	-	1	-	-	1			1
	2014	1	-	-	-	-	-	1	-	-	1	-	-	3	200.0%	▲	3
General Civil - Level 2	2013	5	1	7	2	5	10	8	7	4	8	3	6	57			66
	2014	5	2	5	7	6	8	3	6	3	2	-	-	47	-17.5%	▼	47
General Civil - Level 3	2013	1	5	7	2	2	3	1	5	2	1	2	2	29			33
	2014	1	1	1	-	1	1	5	-	2	2	-	-	14	-51.7%	▼	14
Miscellaneous	2013	125	117	105	78	56	41	49	56	59	59	64	75	745			884
	2014	87	81	102	69	51	47	66	58	52	47	-	-	660	-11.4%	▼	660
Misdemeanor	2013	13	11	19	8	24	13	18	15	26	17	31	11	164			206
	2014	27	17	12	9	12	7	14	5	13	7	-	-	123	-25.0%	▼	123
Non-Capital Felonies and Related Matters	2013	36	22	76	36	103	25	41	57	74	31	115	56	501			672
	2014	67	36	49	31	32	44	69	43	44	34	-	-	449	-10.4%	▼	449
Other	2013	2	1	1	5	-	3	1	3	5	2	2	3	23			28
	2014	2	6	5	3	1	6	2	4	5	4	-	-	38	65.2%	▲	38
Other Criminally Related Matters	2013	9	4	6	6	1	5	5	2	7	8	2	6	53			61
	2014	6	3	4	4	14	8	3	11	2	2	-	-	57	7.5%	▲	57
Probates/Wills and Trusts - Level 2	2013	-	1	1	1	1	1	-	-	-	2	3	-	7			10
	2014	2	1	1	-	1	-	2	2	-	-	-	-	9	28.6%	▲	9
Uncontested Divorce	2013	4	8	14	7	9	6	4	10	11	6	9	7	79			95
	2014	11	6	10	10	10	6	6	10	10	8	-	-	87	10.1%	▲	87

Type of Court: Circuit
Locale/Circuit: Surry 6
Start/End Date: Jan-13 / Oct-14
Type of Case: Filings
AVG. Month: 31
2013 AVG Month: 35
2014 AVG Month: 26
Jan-Oct 2013: 377
Jan-Oct 2014: 255
Filings Trending: Downward ▼

D
a
s
h
b
o
a
r
d



	Jan	Feb	Mar	Apr	May	Jun	Jul	Aug	Sep	Oct	Nov	Dec	Thru Oct	% Change	Trending	Total
2013	59	34	39	30	34	11	32	49	21	68	23	24	377			424
2014	20	33	31	19	34	23	27	14	33	21	-	-	255	-32.4%	▼	255

		Jan	Feb	Mar	Apr	May	Jun	Jul	Aug	Sep	Oct	Nov	Dec	Thru Oct	% Change	Trending	Total
Contested Divorce	2013	-	2	2	-	-	-	1	1	-	3	1	-	9			10
	2014	1	-	2	1	1	1	1	1	1	-	-	-	9	0.0%	↔	9
Domestic and Family - Lev	2013	-	-	-	-	-	-	1	-	-	-	-	-	1			1
General Civil - Level 1	2013	-	1	2	-	-	-	-	-	-	-	-	-	3			3
General Civil - Level 2	2013	2	5	3	-	4	1	3	2	2	1	-	2	23			25
	2014	-	-	-	1	-	-	-	2	4	1	-	-	8	-65.2%	▼	8
General Civil - Level 3	2013	2	1	2	-	1	-	-	2	-	4	3	-	12			15
	2014	2	7	3	6	4	1	-	1	-	-	-	-	24	100.0%	▲	24
Miscellaneous	2013	21	22	17	20	7	7	13	13	14	15	11	16	149			176
	2014	12	18	19	8	12	11	9	10	14	14	-	-	127	-14.8%	▼	127
Misdemeanor	2013	11	-	3	-	9	-	9	2	3	-	1	3	37			41
	2014	2	-	2	-	1	2	1	-	2	-	-	-	10	-73.0%	▼	10
Non-Capital Felonies and Related Matters	2013	17	1	7	6	11	2	5	25	2	43	5	-	119			124
	2014	-	6	2	-	11	6	15	-	10	-	-	-	50	-58.0%	▼	50
Other	2013	2	-	-	-	-	-	-	1	-	1	1	1	4			6
	2014	-	1	-	-	2	-	-	-	-	6	-	-	9	125.0%	▲	9
Other Criminally Related Matters	2013	-	1	-	-	1	-	-	1	-	-	-	1	3			4
	2014	1	-	-	1	-	1	1	-	1	-	-	-	5	66.7%	▲	5
Probates/Wills and Trusts	2013	-	-	1	-	-	-	-	-	-	-	-	-	1			1
Uncontested Divorce	2013	4	1	2	4	1	1	-	2	-	1	1	1	16			18
	2014	2	1	3	2	3	1	-	-	1	-	-	-	13	-18.8%	▼	13

Type of Court: Circuit

Locale/Circuit: Sussex 6

Start/End Date: Jan-13 / Oct-14

Type of Case: Filings

AVG. Month: 50

2013 AVG Month: 49

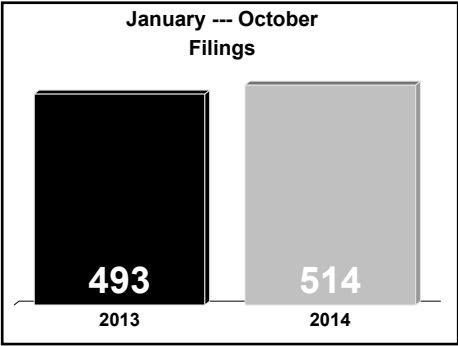
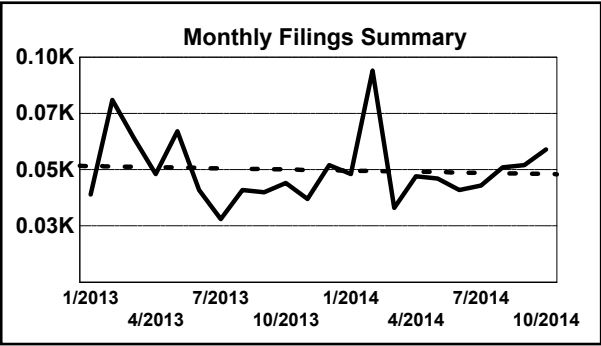
2014 AVG Month: 51

Jan-Oct 2013: 493

Jan-Oct 2014: 514

Filings Trending: Upward ▲

D
a
s
h
b
o
a
r
d



	Jan	Feb	Mar	Apr	May	Jun	Jul	Aug	Sep	Oct	Nov	Dec	Thru Oct	% Change	Trending	Total
2013	39	81	64	48	67	41	28	41	40	44	37	52	493			582
2014	48	94	33	47	46	41	43	51	52	59	-	-	514	4.3%	▲	514

		Jan	Feb	Mar	Apr	May	Jun	Jul	Aug	Sep	Oct	Nov	Dec	Thru Oct	% Change	Trending	Total
Administrative Law	2013	-	-	-	-	1	-	-	1	-	-	-	-	2			2
Contested Divorce	2013	1	1	-	-	-	-	-	1	2	-	-	2	5			7
	2014	1	1	-	-	-	1	-	1	1	4	-	-	9	80.0%	▲	9
Domestic and Family - Level 1	2013	-	-	3	3	3	-	-	-	-	-	-	-	9			9
	2014	-	-	2	-	-	-	-	-	-	-	-	-	2	-77.8%	▼	2
Domestic and Family - Level 2	2013	-	1	-	1	-	-	1	-	-	-	1	-	3			4
	2014	-	-	-	-	-	1	-	-	-	1	-	-	2	-33.3%	▼	2
General Civil - Level 1	2013	-	-	1	-	1	-	-	-	2	-	-	-	4			4
	2014	-	-	-	-	1	-	-	-	-	-	-	-	1	-75.0%	▼	1
General Civil - Level 2	2013	2	3	-	2	-	-	-	3	3	-	2	-	13			15
	2014	2	3	2	-	6	1	-	3	4	1	-	-	22	69.2%	▲	22
General Civil - Level 3	2013	-	2	2	-	1	1	1	1	-	-	1	-	8			9
	2014	14	22	1	1	1	-	7	-	2	4	-	-	52	550.0%	▲	52
Miscellaneous	2013	21	30	20	11	11	13	6	10	13	19	6	18	154			178
	2014	19	18	17	26	14	8	8	17	12	19	-	-	158	2.6%	▲	158
Misdemeanor	2013	3	12	5	11	6	8	4	8	5	10	7	11	72			90
	2014	1	19	4	4	7	2	3	7	7	3	-	-	57	-20.8%	▼	57
Non-Capital Felonies and Related Matters	2013	8	15	25	7	38	8	11	4	11	11	8	12	138			158
	2014	8	20	2	11	9	23	18	18	26	19	-	-	154	11.6%	▲	154
Other	2013	-	-	-	-	-	1	-	-	1	-	-	-	2			2
	2014	-	1	-	-	-	-	-	-	-	-	-	-	1	-50.0%	▼	1
Other Criminally Related Matters	2013	2	16	3	12	4	9	5	11	3	3	11	7	68			86
	2014	-	8	3	4	5	3	5	-	-	7	-	-	35	-48.5%	▼	35
Probates/Wills and Trusts	2014	-	1	-	-	-	-	-	-	-	-	-	-	1			1
Probates/Wills and Trusts	2013	-	-	2	-	1	1	-	-	-	-	-	-	4			4
Uncontested Divorce	2013	2	1	3	1	1	-	-	2	-	1	1	2	11			14
	2014	3	1	2	1	3	2	2	5	-	1	-	-	20	81.8%	▲	20

Type of Court: Circuit

Locale/Circuit: Hopewell 6

Start/End Date: Jan-13 / Oct-14

Type of Case: Filings

AVG. Month: 127

2013 AVG Month: 139

2014 AVG Month: 113

Jan-Oct 2013: 1,335

Jan-Oct 2014: 1,133

Filings Trending: Downward ▼

D

a

s

h

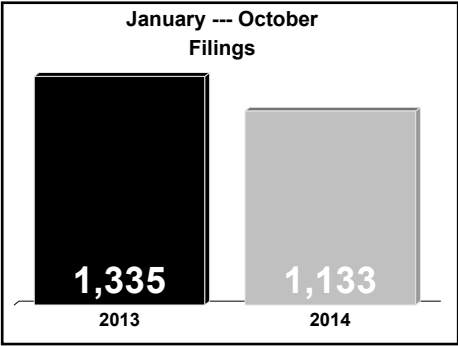
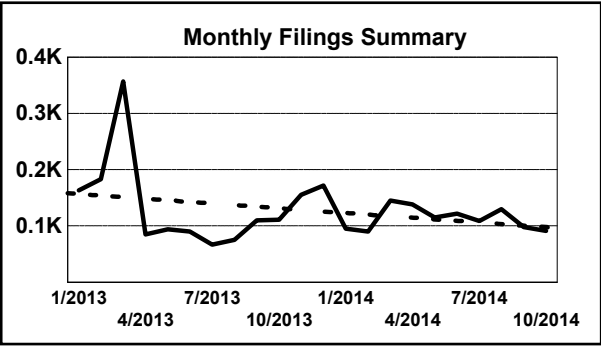
b

o

a

r

d

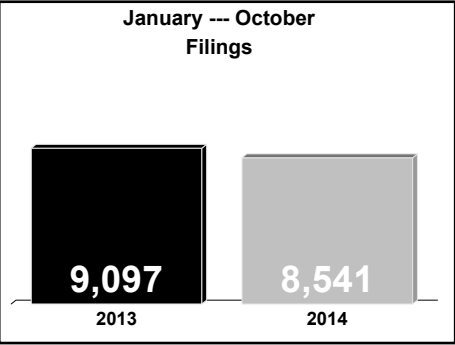
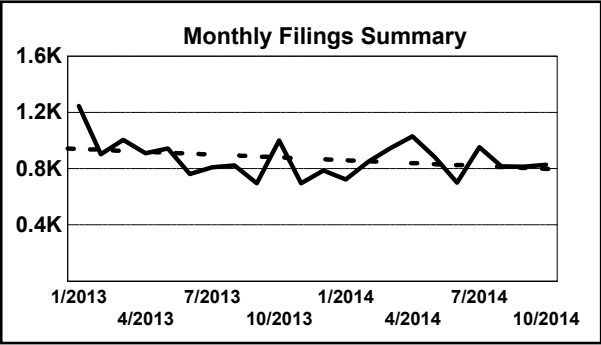


	Jan	Feb	Mar	Apr	May	Jun	Jul	Aug	Sep	Oct	Nov	Dec	Thru Oct	% Change	Trending	Total
2013	163	183	357	85	94	90	67	75	110	111	155	172	1,335			1,662
2014	95	90	145	138	115	122	109	130	98	91	-	-	1,133	-15.1%	▼	1,133

		Jan	Feb	Mar	Apr	May	Jun	Jul	Aug	Sep	Oct	Nov	Dec	Thru Oct	% Change	Trending	Total
Contested Divorce	2013	2	3	7	2	1	5	2	2	-	1	1	2	25			28
	2014	1	4	-	2	4	1	5	1	3	-	-	-	21	-16.0%	▼	21
Domestic and Family - Level 1	2013	7	8	9	-	2	-	4	11	7	3	8	5	51			64
	2014	1	8	5	5	6	2	3	2	-	1	-	-	33	-35.3%	▼	33
Domestic and Family - Level 2	2013	-	2	3	1	3	-	-	-	-	1	-	-	10			10
	2014	1	1	2	2	-	2	3	-	-	1	-	-	12	20.0%	▲	12
General Civil - Level 1	2013	-	-	-	-	-	1	-	1	-	-	-	1	2			3
	2014	-	-	-	1	-	2	-	-	-	-	-	-	3	50.0%	▲	3
General Civil - Level 2	2013	3	9	3	3	2	2	6	6	2	2	4	4	38			46
	2014	3	3	2	3	2	3	2	5	2	2	-	-	27	-28.9%	▼	27
General Civil - Level 3	2013	5	4	2	3	5	-	-	5	1	1	5	4	26			35
	2014	2	2	3	6	1	1	1	2	2	1	-	-	21	-19.2%	▼	21
Miscellaneous	2013	64	49	48	34	32	20	19	16	25	33	26	30	340			396
	2014	34	39	38	42	30	31	24	37	24	22	-	-	321	-5.6%	▼	321
Misdemeanor	2013	9	23	27	10	13	7	13	9	18	11	16	28	140			184
	2014	7	12	13	7	13	21	15	22	7	20	-	-	137	-2.1%	▼	137
Non-Capital Felonies and Related Matters	2013	70	72	246	30	32	45	18	22	52	55	90	89	642			821
	2014	41	18	70	53	48	49	45	52	55	37	-	-	468	-27.1%	▼	468
Other	2013	1	3	1	-	2	1	-	1	-	1	-	1	10			11
	2014	-	-	-	1	1	1	4	-	1	2	-	-	10	0.0%	↔	10
Other Criminally Related Matters	2013	-	1	1	-	-	1	2	-	3	2	1	2	10			13
	2014	1	-	-	4	4	8	1	3	1	1	-	-	23	130.0%	▲	23
Probates/Wills and Trusts	2014	-	-	1	-	-	-	-	-	-	-	-	-	1			1
Probates/Wills and Trusts - Level 2	2013	-	-	-	1	-	2	1	-	-	-	-	1	4			5
	2014	-	1	1	-	3	-	-	-	1	-	-	-	6	50.0%	▲	6
Protective Orders	2013	1	2	-	-	-	-	-	-	-	-	-	-	3			3
	2014	-	-	1	1	-	-	-	1	1	-	-	-	4	33.3%	▲	4
Uncontested Divorce	2013	1	7	10	1	2	6	2	2	2	1	4	5	34			43
	2014	4	2	9	11	3	1	6	5	1	4	-	-	46	35.3%	▲	46

Type of Court: Circuit
Locale/Circuit: Newport News 7
Start/End Date: Jan-13 / Oct-14
Type of Case: Filings
AVG. Month: 869
2013 AVG Month: 882
2014 AVG Month: 854
Jan-Oct 2013: 9,097
Jan-Oct 2014: 8,541
Filings Trending: Downward ▼

D
a
s
h
b
o
a
r
d



	Jan	Feb	Mar	Apr	May	Jun	Jul	Aug	Sep	Oct	Nov	Dec	Thru Oct	% Change	Trending	Total
2013	1,245	903	1,004	909	944	761	810	823	697	1,001	697	786	9,097			10,580
2014	724	848	946	1,029	883	700	952	816	815	828	-	-	8,541	-6.1%	▼	8,541

		Jan	Feb	Mar	Apr	May	Jun	Jul	Aug	Sep	Oct	Nov	Dec	Thru Oct	% Change	Trending	Total
Administrative Law	2013	-	2	2	1	3	1	1	2	-	-	-	1	12			13
	2014	1	1	1	1	1	-	-	2	1	-	-	-	8	-33.3%	▼	8
Capital Murder	2014	-	-	-	-	2	-	-	-	-	-	-	-	2			2
Contested Divorce	2013	28	15	28	21	30	15	23	23	19	13	17	13	215			245
	2014	17	21	29	23	16	26	23	15	11	17	-	-	198	-7.9%	▼	198
Domestic and Family - Level 1	2013	24	20	23	29	27	25	18	31	18	27	6	25	242			273
	2014	9	15	32	15	31	32	29	21	21	18	-	-	223	-7.9%	▼	223
Domestic and Family - Level 2	2013	3	4	5	6	4	4	8	6	1	11	6	7	52			65
	2014	2	4	3	4	6	5	6	5	2	2	-	-	39	-25.0%	▼	39
General Civil - Level 1	2013	61	29	8	45	36	8	33	24	8	56	10	6	308			324
	2014	14	6	35	9	35	12	13	4	19	36	-	-	183	-40.6%	▼	183
General Civil - Level 2	2013	31	30	18	40	40	25	30	34	23	31	31	25	302			358
	2014	19	39	29	34	32	35	20	33	34	38	-	-	313	3.6%	▲	313
General Civil - Level 3	2013	15	14	20	17	13	9	21	20	10	12	13	19	151			183
	2014	12	20	20	11	11	6	13	10	8	4	-	-	115	-23.8%	▼	115
Miscellaneous	2013	372	327	324	233	233	163	164	187	211	190	170	205	2,404			2,779
	2014	254	292	245	219	197	194	185	201	196	201	-	-	2,184	-9.2%	▼	2,184
Misdemeanor	2013	147	119	141	106	128	112	116	112	115	117	111	139	1,213			1,463
	2014	68	75	156	124	141	66	137	119	127	60	-	-	1,073	-11.5%	▼	1,073
Non-Capital Felonies and Related Matters	2013	328	150	233	231	231	185	213	188	109	343	189	204	2,211			2,604
	2014	169	185	183	350	244	168	304	227	195	237	-	-	2,262	2.3%	▲	2,262
Other	2013	43	29	44	39	47	44	44	39	39	39	35	27	407			469
	2014	36	35	43	48	42	31	52	35	52	69	-	-	443	8.8%	▲	443
Other Criminally Related Matters	2013	145	87	90	86	94	112	86	116	102	112	68	84	1,030			1,182
	2014	93	96	114	136	68	64	110	104	89	100	-	-	974	-5.4%	▼	974
Probates/Wills and Trusts - Level 1	2013	-	1	-	1	-	-	-	-	1	2	-	-	5			5
	2014	1	1	2	-	-	-	1	2	1	-	-	-	8	60.0%	▲	8
Probates/Wills and Trusts - Level 2	2013	1	1	1	-	-	-	-	-	-	-	-	-	3			3
	2014	-	-	-	1	-	1	-	-	-	1	-	-	3	0.0%	↔	3
Protective Orders	2013	1	3	-	1	4	1	5	5	2	4	1	1	26			28
	2014	1	2	5	3	4	4	5	4	6	5	-	-	39	50.0%	▲	39
Uncontested Divorce	2013	46	72	67	53	54	57	48	36	39	44	40	30	516			586
	2014	28	56	49	51	53	56	54	34	53	40	-	-	474	-8.1%	▼	474

Type of Court: Circuit

Locale/Circuit: Hampton 8

Start/End Date: Jan-13 / Oct-14

Type of Case: Filings

AVG. Month: 632

2013 AVG Month: 631

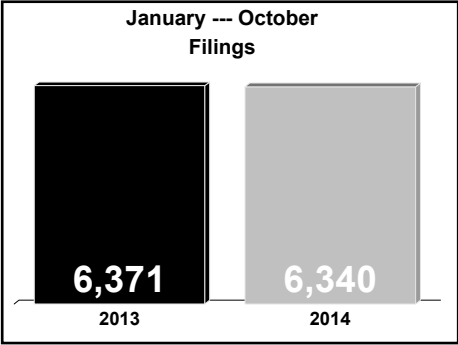
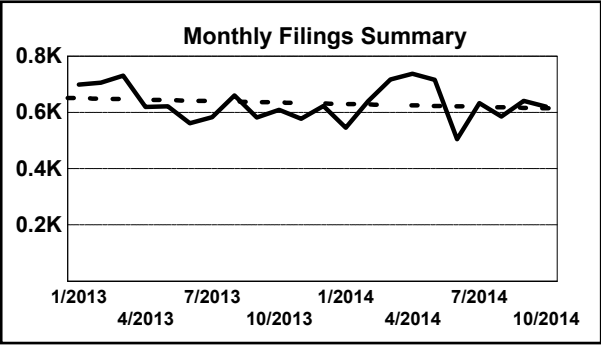
2014 AVG Month: 634

Jan-Oct 2013: 6,371

Jan-Oct 2014: 6,340

Filings Trending: Steady ↔

D
a
s
h
b
o
a
r
d



	Jan	Feb	Mar	Apr	May	Jun	Jul	Aug	Sep	Oct	Nov	Dec	Thru Oct	% Change	Trending	Total
2013	699	706	731	619	621	561	583	660	582	609	577	623	6,371			7,571
2014	546	640	717	737	716	505	633	585	641	620	-	-	6,340	-0.5%	▼	6,340

		Jan	Feb	Mar	Apr	May	Jun	Jul	Aug	Sep	Oct	Nov	Dec	Thru Oct	% Change	Trending	Total
Administrative Law	2013	1	-	-	-	1	1	1	1	-	1	1	-	6			7
	2014	3	1	-	-	-	-	-	1	3	1	-	-	9	50.0%	▲	9
Capital Murder	2014	-	-	1	-	-	-	1	-	-	-	-	-	2			2
Contested Divorce	2013	25	14	24	16	21	14	10	13	17	22	12	8	176			196
	2014	15	21	13	18	12	16	17	15	13	12	-	-	152	-13.6%	▼	152
Domestic and Family - Level 1	2013	11	15	11	9	18	9	12	15	8	13	25	4	121			150
	2014	5	10	12	17	11	5	5	11	10	20	-	-	106	-12.4%	▼	106
Domestic and Family - Level 2	2013	40	16	68	35	20	13	4	20	40	26	53	36	282			371
	2014	12	27	82	138	64	15	33	60	79	35	-	-	545	93.3%	▲	545
General Civil - Level 1	2013	-	1	1	2	2	2	-	3	2	2	1	1	15			17
	2014	4	-	3	2	4	2	2	1	1	1	-	-	20	33.3%	▲	20
General Civil - Level 2	2013	27	20	23	25	20	24	29	27	21	16	31	13	232			276
	2014	21	13	25	28	23	29	25	29	21	24	-	-	238	2.6%	▲	238
General Civil - Level 3	2013	17	14	15	14	19	17	12	13	13	11	9	9	145			163
	2014	6	12	7	10	4	2	3	3	15	9	-	-	71	-51.0%	▼	71
Miscellaneous	2013	294	310	253	211	150	157	153	200	147	151	158	173	2,026			2,357
	2014	176	217	224	188	149	144	169	141	145	168	-	-	1,721	-15.1%	▼	1,721
Misdemeanor	2013	28	55	43	37	57	57	51	38	36	49	41	55	451			547
	2014	39	41	52	44	60	43	46	43	61	48	-	-	477	5.8%	▲	477
Non-Capital Felonies and Related Matters	2013	127	144	151	150	180	164	183	180	177	174	146	210	1,630			1,986
	2014	136	177	153	179	233	126	194	158	170	142	-	-	1,668	2.3%	▲	1,668
Other	2013	58	54	60	57	59	35	49	69	58	61	61	53	560			674
	2014	51	66	50	58	83	72	72	59	57	65	-	-	633	13.0%	▲	633
Other Criminally Related Matters	2013	21	20	31	19	27	23	44	20	30	35	11	31	270			312
	2014	47	16	45	22	36	21	30	26	24	50	-	-	317	17.4%	▲	317
Probates/Wills and Trusts - Level 1	2013	1	-	-	2	4	3	1	2	-	-	-	1	13			14
	2014	1	-	1	1	-	-	-	-	1	1	-	-	5	-61.5%	▼	5
Probates/Wills and Trusts - Level 2	2013	6	5	1	7	3	9	3	6	6	4	4	2	50			56
	2014	3	2	6	2	2	5	4	6	5	7	-	-	42	-16.0%	▼	42
Uncontested Divorce	2013	43	38	50	35	40	33	31	53	27	44	24	27	394			445
	2014	27	37	43	30	35	25	32	32	36	37	-	-	334	-15.2%	▼	334

Type of Court: Circuit

Locale/Circuit: Charles City 9

Start/End Date: Jan-13 / Oct-14

Type of Case: Filings

AVG. Month: 26

2013 AVG Month: 29

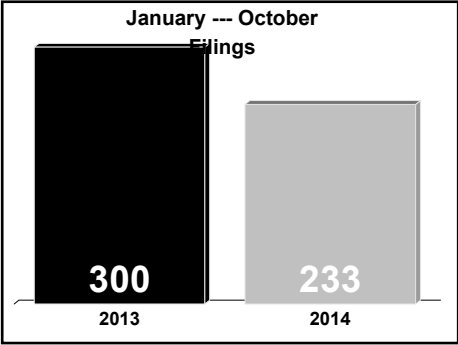
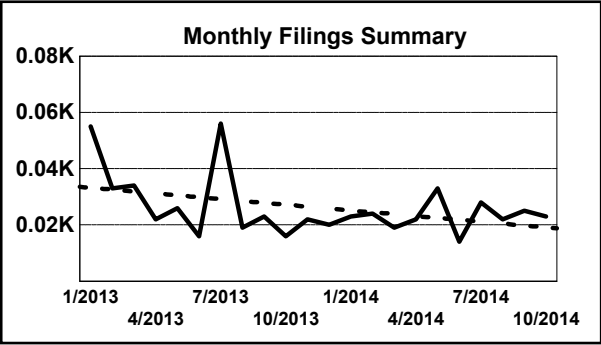
2014 AVG Month: 23

Jan-Oct 2013: 300

Jan-Oct 2014: 233

Filings Trending: Downward ▼

D
a
s
h
b
o
a
r
d

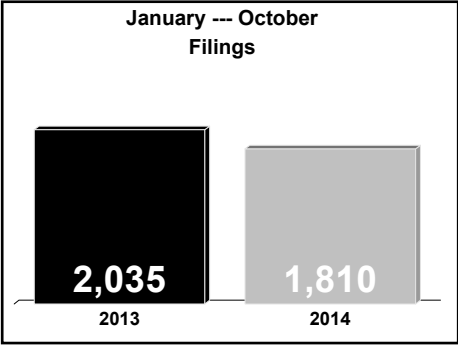
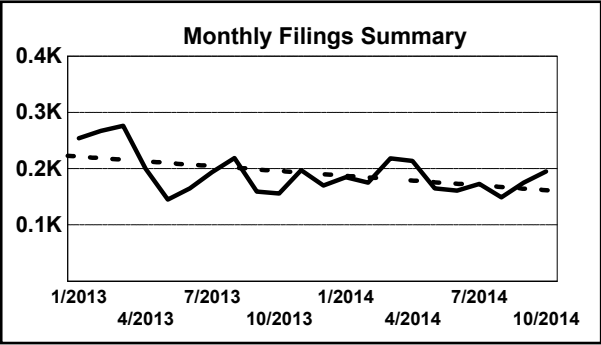


	Jan	Feb	Mar	Apr	May	Jun	Jul	Aug	Sep	Oct	Nov	Dec	Thru Oct	% Change	Trending	Total
2013	55	33	34	22	26	16	56	19	23	16	22	20	300			342
2014	23	24	19	22	33	14	28	22	25	23	-	-	233	-22.3%	▼	233

		Jan	Feb	Mar	Apr	May	Jun	Jul	Aug	Sep	Oct	Nov	Dec	Thru Oct	% Change	Trending	Total
Contested Divorce	2013	-	-	-	-	-	1	1	-	-	-	-	1	2			3
	2014	-	-	-	-	-	-	1	-	1	-	-	-	2	0.0%	↔	2
Domestic and Family - Level 1	2013	-	-	-	-	1	-	-	-	-	-	3	-	1			4
	2014	-	-	-	-	-	-	-	6	-	1	-	-	7	600.0%	▲	7
Domestic and Family - Level 2	2013	-	-	-	-	-	-	1	1	-	-	-	-	2			2
	2014	-	-	-	-	4	-	-	-	-	-	-	-	4	100.0%	▲	4
General Civil - Level 1	2013	1	-	-	-	-	-	1	-	-	-	-	-	2			2
	2014	-	1	-	-	-	2	-	-	-	-	-	-	3	50.0%	▲	3
General Civil - Level 2	2013	-	1	1	2	3	1	7	1	1	1	1	5	18			24
	2014	2	-	-	3	2	4	1	3	3	1	-	-	19	5.6%	▲	19
General Civil - Level 3	2013	1	2	1	-	-	1	3	1	3	2	1	2	14			17
	2014	1	2	-	1	-	4	1	1	1	-	-	-	11	-21.4%	▼	11
Miscellaneous	2013	23	25	22	15	13	5	13	8	8	9	10	6	141			157
	2014	17	14	16	13	16	3	13	8	14	12	-	-	126	-10.6%	▼	126
Misdemeanor	2013	7	1	3	1	-	-	8	-	5	-	1	-	25			26
	2014	-	2	-	1	1	-	7	-	2	-	-	-	13	-48.0%	▼	13
Non-Capital Felonies and Related Matters	2013	17	2	5	2	5	7	18	5	6	2	6	4	69			79
	2014	1	2	1	1	8	1	3	-	4	6	-	-	27	-60.9%	▼	27
Other	2013	2	1	1	1	1	-	-	2	-	2	-	-	10			10
	2014	1	-	2	1	-	-	-	-	-	1	-	-	5	-50.0%	▼	5
Other Criminally Related Matters	2013	3	-	-	1	-	-	4	1	-	-	-	2	9			11
	2014	-	2	-	1	-	-	-	2	-	-	-	-	5	-44.4%	▼	5
Probates/Wills and Trusts - Level 2	2013	-	-	-	-	1	-	-	-	-	-	-	-	1			1
	2014	-	-	-	-	1	-	-	-	-	-	-	-	1	0.0%	↔	1
Uncontested Divorce	2013	1	1	1	-	2	1	-	-	-	-	-	-	6			6
	2014	1	1	-	1	1	-	2	2	-	2	-	-	10	66.7%	▲	10

Type of Court: Circuit
Locale/Circuit: Gloucester 9
Start/End Date: Jan-13 / Oct-14
Type of Case: Filings
AVG. Month: 191
2013 AVG Month: 200
2014 AVG Month: 181
Jan-Oct 2013: 2,035
Jan-Oct 2014: 1,810
Filings Trending: Downward ▼

D
a
s
h
b
o
a
r
d

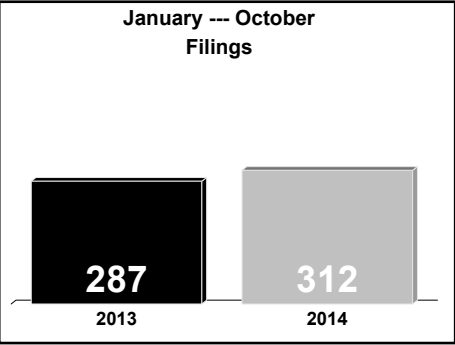
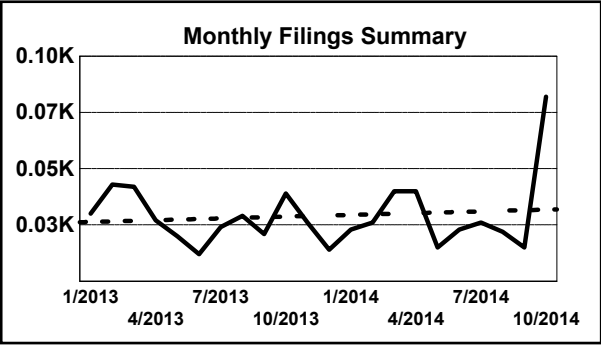


	Jan	Feb	Mar	Apr	May	Jun	Jul	Aug	Sep	Oct	Nov	Dec	Thru Oct	% Change	Trending	Total
2013	254	267	276	200	145	165	194	219	159	156	197	170	2,035			2,402
2014	185	175	218	214	165	161	173	149	175	195	-	-	1,810	-11.1%	▼	1,810

		Jan	Feb	Mar	Apr	May	Jun	Jul	Aug	Sep	Oct	Nov	Dec	Thru Oct	% Change	Trending	Total
Administrative Law	2014	-	-	-	-	-	-	2	-	-	-	-	-	2			2
Contested Divorce	2013	1	4	3	3	2	5	6	6	3	6	5	5	39			49
	2014	3	7	1	7	4	2	4	-	6	5	-	-	39	0.0%	↔	39
Domestic and Family - Level 1	2013	3	1	-	4	2	-	7	2	9	1	4	-	29			33
	2014	-	2	-	6	2	4	8	2	2	11	-	-	37	27.6%	▲	37
Domestic and Family - Level 2	2013	2	2	2	2	3	2	1	3	1	4	-	3	22			25
	2014	1	-	-	-	5	1	1	2	1	-	-	-	11	-50.0%	▼	11
General Civil - Level 1	2013	-	-	-	-	-	-	-	1	-	-	-	-	1			1
	2014	1	-	-	-	-	-	-	-	-	-	-	-	1	0.0%	↔	1
General Civil - Level 2	2013	10	6	5	7	4	11	8	7	1	2	5	4	61			70
	2014	13	7	7	1	6	6	7	3	9	6	-	-	65	6.6%	▲	65
General Civil - Level 3	2013	10	2	3	30	4	3	9	4	1	4	2	1	70			73
	2014	-	2	10	15	3	2	4	4	-	-	-	-	40	-42.9%	▼	40
Miscellaneous	2013	169	177	152	96	67	62	65	81	64	69	70	82	1,002			1,154
	2014	80	77	91	89	48	52	49	48	64	69	-	-	667	-33.4%	▼	667
Misdemeanor	2013	3	15	18	12	5	13	12	23	15	11	21	12	127			160
	2014	16	21	21	21	7	20	26	9	14	19	-	-	174	37.0%	▲	174
Non-Capital Felonies and Related Matters	2013	32	40	68	23	31	39	65	46	42	28	65	25	414			504
	2014	35	23	48	36	66	36	41	34	49	41	-	-	409	-1.2%	▼	409
Other	2013	8	8	10	6	5	20	8	23	14	9	7	21	111			139
	2014	16	20	22	18	14	16	15	29	15	29	-	-	194	74.8%	▲	194
Other Criminally Related Matters	2013	3	3	3	3	10	2	4	6	3	4	5	5	41			51
	2014	8	3	4	10	7	5	1	5	4	5	-	-	52	26.8%	▲	52
Probates/Wills and Trusts - Level 1	2013	-	-	-	-	-	-	-	1	-	-	-	-	1			1
	2014	-	-	-	-	-	-	-	-	1	-	-	-	1	0.0%	↔	1
Probates/Wills and Trusts - Level 2	2013	-	-	-	-	-	2	-	-	-	3	4	-	5			9
	2014	-	1	-	-	-	5	-	-	-	2	-	-	8	60.0%	▲	8
Protective Orders	2013	2	-	-	-	-	-	-	2	2	2	1	-	8			9
	2014	-	1	-	1	-	1	-	-	-	-	-	-	3	-62.5%	▼	3
Uncontested Divorce	2013	11	9	12	14	12	6	9	14	4	13	8	12	104			124
	2014	12	11	14	10	3	11	15	13	10	8	-	-	107	2.9%	▲	107

Type of Court: Circuit
Locale/Circuit: King & Queen 9
Start/End Date: Jan-13 / Oct-14
Type of Case: Filings
AVG. Month: 29
2013 AVG Month: 27
2014 AVG Month: 31
Jan-Oct 2013: 287
Jan-Oct 2014: 312
Filings Trending: Upward ▲

D
a
s
h
b
o
a
r
d



	Jan	Feb	Mar	Apr	May	Jun	Jul	Aug	Sep	Oct	Nov	Dec	Thru Oct	% Change	Trending	Total
2013	30	43	42	27	20	12	24	29	21	39	26	14	287			327
2014	23	26	40	40	15	23	26	22	15	82	-	-	312	8.7%	▲	312

		Jan	Feb	Mar	Apr	May	Jun	Jul	Aug	Sep	Oct	Nov	Dec	Thru Oct	% Change	Trending	Total
Administrative Law	2014	-	-	1	-	-	-	-	-	-	-	-	-	1			1
Contested Divorce	2013	-	-	-	1	1	-	2	-	-	1	1	-	5			6
	2014	1	-	-	2	1	-	1	1	-	1	-	-	7	40.0%	▲	7
Domestic and Family - Level 1	2013	-	1	-	-	-	-	-	-	-	-	-	-	1			1
	2014	-	-	-	1	-	-	-	-	-	-	-	-	1	0.0%	↔	1
Domestic and Family - Level 2	2013	-	-	2	-	1	-	-	-	-	-	-	-	3			3
	2014	-	-	-	-	-	-	1	-	-	1	-	-	2	-33.3%	▼	2
General Civil - Level 2	2013	1	-	3	-	-	1	-	1	-	-	1	1	6			8
	2014	-	1	1	-	2	2	3	-	-	-	-	-	9	50.0%	▲	9
General Civil - Level 3	2013	-	-	-	-	-	-	-	2	-	5	-	-	7			7
	2014	2	3	1	2	1	2	1	-	-	-	-	-	12	71.4%	▲	12
Miscellaneous	2013	18	25	24	15	15	7	13	7	15	24	11	5	163			179
	2014	12	12	14	16	7	8	13	14	5	12	-	-	113	-30.7%	▼	113
Misdemeanor	2013	1	1	2	4	-	-	1	3	1	2	3	1	15			19
	2014	-	2	1	2	-	2	1	1	-	2	-	-	11	-26.7%	▼	11
Non-Capital Felonies and Related Matters	2013	1	10	7	6	1	4	6	10	3	5	7	5	53			65
	2014	4	4	18	11	1	7	-	2	10	61	-	-	118	122.6%	▲	118
Other	2014	-	-	-	-	-	1	-	-	-	-	-	-	1			1
Other Criminally Related Matters	2013	6	4	1	-	1	-	2	4	-	2	1	-	20			21
	2014	2	2	2	3	1	1	5	3	-	3	-	-	22	10.0%	▲	22
Probates/Wills and Trusts - Level 1	2013	-	1	-	-	-	-	-	-	-	-	-	-	1			1
	2014	-	-	-	-	-	-	1	-	-	-	-	-	1	0.0%	↔	1
Probates/Wills and Trusts - Level 2	2013	1	-	1	-	-	-	-	-	-	-	-	2	2			4
	2014	1	1	-	2	-	-	-	1	-	-	-	-	5	150.0%	▲	5
Protective Orders	2013	-	-	-	-	-	-	-	1	-	-	2	-	1			3
Uncontested Divorce	2013	2	1	2	1	1	-	-	1	2	-	-	-	10			10
	2014	1	1	2	1	2	-	-	-	-	2	-	-	9	-10.0%	▼	9

Type of Court: Circuit

Locale/Circuit: King William 9

Start/End Date: Jan-13 / Oct-14

Type of Case: Filings

AVG. Month: 65

2013 AVG Month: 65

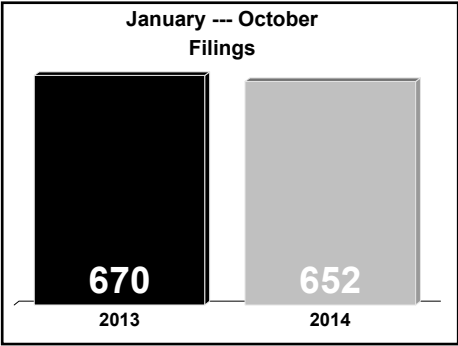
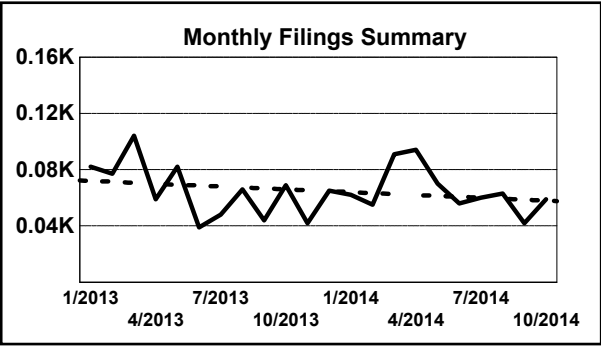
2014 AVG Month: 65

Jan-Oct 2013: 670

Jan-Oct 2014: 652

Filings Trending: Downward ▼

D
a
s
h
b
o
a
r
d

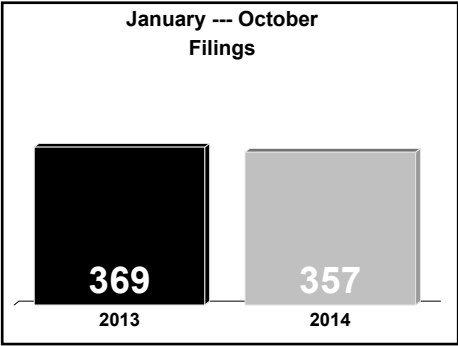
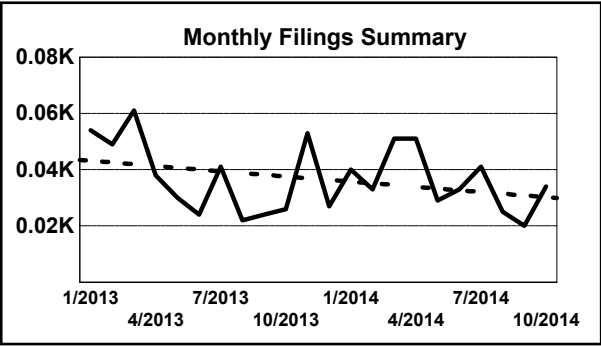


	Jan	Feb	Mar	Apr	May	Jun	Jul	Aug	Sep	Oct	Nov	Dec	Thru Oct	% Change	Trending	Total
2013	82	77	104	59	82	39	48	66	44	69	42	65	670			777
2014	62	55	91	94	70	56	60	63	42	59	-	-	652	-2.7%	▼	652

		Jan	Feb	Mar	Apr	May	Jun	Jul	Aug	Sep	Oct	Nov	Dec	Thru Oct	% Change	Trending	Total
Administrative Law	2014	-	1	-	-	-	-	-	-	1	-	-	-	2			2
Contested Divorce	2013	-	-	-	-	1	-	-	-	-	3	1	-	4			5
	2014	2	2	1	1	2	-	-	1	-	-	-	-	9	125.0%	▲	9
Domestic and Family - Level 1	2013	1	-	1	3	3	-	1	2	-	-	-	1	11	45.5%	▲	12
	2014	-	-	-	10	-	-	1	2	2	1	-	-	16		▲	16
Domestic and Family - Level 2	2013	-	-	1	-	-	-	-	-	1	-	1	1	2			4
	2014	-	1	-	2	-	1	-	1	-	-	-	-	5	150.0%	▲	5
General Civil - Level 1	2013	-	-	1	-	-	2	1	-	-	-	-	-	4			4
	2014	-	1	-	-	-	-	-	-	1	1	-	-	3	-25.0%	▼	3
General Civil - Level 2	2013	1	3	-	3	5	3	4	3	3	1	1	2	26			29
	2014	1	5	2	2	2	14	2	4	2	1	-	-	35	34.6%	▲	35
General Civil - Level 3	2013	-	1	4	3	3	2	-	2	1	3	-	3	19			22
	2014	1	2	-	-	1	2	5	-	2	2	-	-	15	-21.1%	▼	15
Miscellaneous	2013	66	55	49	39	33	18	20	30	35	26	23	22	371			416
	2014	41	36	44	36	26	29	21	23	26	24	-	-	306	-17.5%	▼	306
Misdemeanor	2013	2	2	5	3	14	2	11	8	2	7	1	4	56			61
	2014	2	3	4	4	7	-	6	2	2	2	-	-	32	-42.9%	▼	32
Non-Capital Felonies and Related Matters	2013	3	12	36	4	22	9	9	16	1	22	15	15	134			164
	2014	13	2	38	35	25	5	20	21	4	22	-	-	185	38.1%	▲	185
Other	2013	-	-	1	-	-	1	-	-	-	-	-	1	2			3
	2014	-	1	-	-	1	2	2	2	-	3	-	-	11	450.0%	▲	11
Other Criminally Related Matters	2013	4	3	3	2	-	1	1	3	-	2	-	10	19			29
	2014	2	1	1	2	2	1	2	6	1	2	-	-	20	5.3%	▲	20
Probates/Wills and Trusts - Level 2	2013	2	1	-	2	-	1	1	1	1	-	-	2	9			11
	2014	-	-	1	-	-	-	1	-	1	-	-	-	3	-66.7%	▼	3
Protective Orders	2013	-	-	-	-	-	-	-	1	-	-	-	-	1			1
	2014	-	-	-	1	-	-	-	-	-	-	-	-	1	0.0%	↔	1
Uncontested Divorce	2013	3	-	3	-	1	-	-	-	-	5	-	4	12			16
	2014	-	-	-	1	4	2	-	1	-	1	-	-	9	-25.0%	▼	9

Type of Court: Circuit
Locale/Circuit: Mathews 9
Start/End Date: Jan-13 / Oct-14
Type of Case: Filings
AVG. Month: 37
2013 AVG Month: 37
2014 AVG Month: 36
Jan-Oct 2013: 369
Jan-Oct 2014: 357
Filings Trending: Downward ▼

D
a
s
h
b
o
a
r
d



	Jan	Feb	Mar	Apr	May	Jun	Jul	Aug	Sep	Oct	Nov	Dec	Thru Oct	% Change	Trending	Total
2013	54	49	61	38	30	24	41	22	24	26	53	27	369			449
2014	40	33	51	51	29	33	41	25	20	34	-	-	357	-3.3%	▼	357

		Jan	Feb	Mar	Apr	May	Jun	Jul	Aug	Sep	Oct	Nov	Dec	Thru Oct	% Change	Trending	Total
Administrative Law	2013	-	-	1	-	-	-	-	-	-	1	-	-	2			2
	2014	-	-	-	-	-	1	-	-	-	-	-	-	1	-50.0%	▼	1
Contested Divorce	2013	1	1	1	-	-	2	-	-	-	1	-	-	6			6
	2014	1	-	2	1	-	-	1	2	2	-	-	-	9	50.0%	▲	9
Domestic and Family - Level 1	2013	-	2	-	1	-	-	-	-	2	2	-	-	7			7
	2014	-	-	-	2	1	-	3	-	1	-	-	-	7	0.0%	↔	7
Domestic and Family - Level 2	2013	-	-	-	1	-	-	-	-	-	-	-	-	1			1
	2014	-	-	1	-	-	-	-	-	-	-	-	-	1	0.0%	↔	1
General Civil - Level 1	2013	-	-	-	-	-	-	-	1	-	-	-	-	1			1
General Civil - Level 2	2013	-	1	2	-	2	-	2	2	1	2	-	-	12			12
	2014	3	-	-	4	1	1	1	2	-	4	-	-	16	33.3%	▲	16
General Civil - Level 3	2013	-	-	-	1	1	-	-	3	4	-	-	-	9			9
	2014	1	-	1	1	1	4	-	3	-	1	-	-	12	33.3%	▲	12
Miscellaneous	2013	24	36	41	19	20	17	19	13	14	12	21	8	215			244
	2014	32	22	20	26	17	12	11	12	11	25	-	-	188	-12.6%	▼	188
Misdemeanor	2013	1	1	3	2	-	1	2	-	1	1	-	1	12			13
	2014	-	3	1	3	3	7	4	1	-	-	-	-	22	83.3%	▲	22
Non-Capital Felonies and Related Matters	2013	23	5	5	10	3	2	12	1	2	4	27	14	67			108
	2014	1	2	25	9	-	2	18	-	-	-	-	-	57	-14.9%	▼	57
Other	2013	3	-	4	-	1	-	1	1	-	1	-	-	11			11
	2014	-	-	-	2	2	2	1	2	3	2	-	-	14	27.3%	▲	14
Other Criminally Related Matters	2013	-	-	-	1	-	1	-	-	-	1	-	1	3			4
	2014	-	1	-	1	1	1	-	-	3	1	-	-	8	166.7%	▲	8
Probates/Wills and Trusts - Level 2	2013	-	1	-	-	-	-	-	-	-	-	3	-	1			4
	2014	-	1	-	-	-	1	-	-	-	-	-	-	2	100.0%	▲	2
Protective Orders	2013	-	-	-	-	-	-	1	-	-	-	-	-	1			1
	2014	2	-	-	-	1	-	1	-	-	-	-	-	4	300.0%	▲	4
Uncontested Divorce	2013	2	2	4	3	3	1	4	1	-	1	2	3	21			26
	2014	-	4	1	2	2	2	1	3	-	1	-	-	16	-23.8%	▼	16

Type of Court: Circuit

Locale/Circuit: Middlesex 9

Start/End Date: Jan-13 / Oct-14

Type of Case: Filings

AVG. Month: 55

2013 AVG Month: 62

2014 AVG Month: 46

Jan-Oct 2013: 661

Jan-Oct 2014: 460

Filings Trending: Downward ▼

D

a

s

h

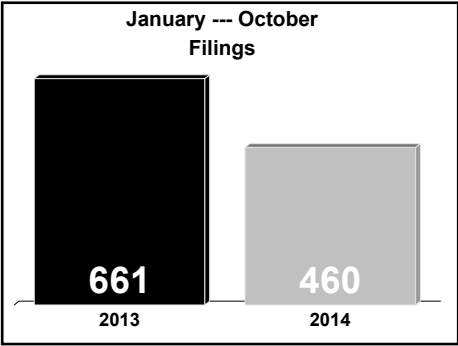
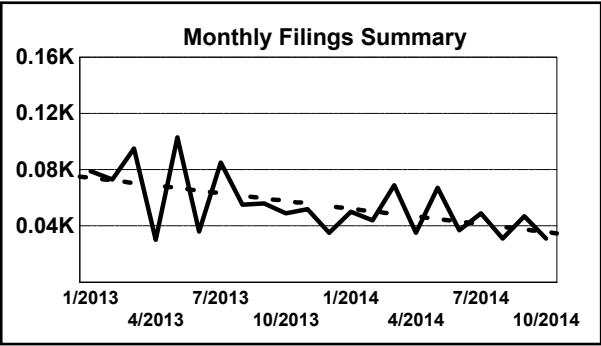
b

o

a

r

d

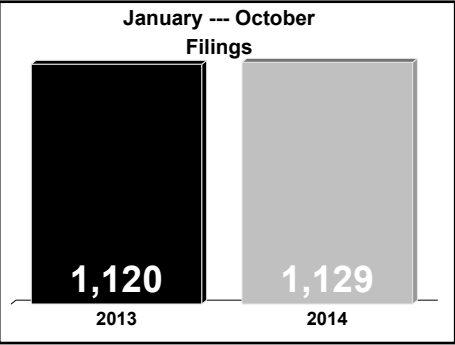
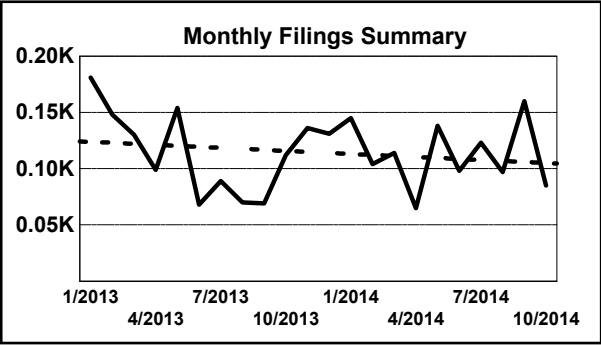


	Jan	Feb	Mar	Apr	May	Jun	Jul	Aug	Sep	Oct	Nov	Dec	Thru Oct	% Change	Trending	Total
2013	79	73	95	30	103	36	85	55	56	49	52	35	661			748
2014	50	44	69	35	67	37	49	31	47	31	-	-	460	-30.4%	▼	460

		Jan	Feb	Mar	Apr	May	Jun	Jul	Aug	Sep	Oct	Nov	Dec	Thru Oct	% Change	Trending	Total
Contested Divorce	2013	1	1	-	1	1	-	-	1	2	1	1	-	8			9
	2014	-	-	-	1	-	-	2	2	-	-	-	-	5	-37.5%	▼	5
Domestic and Family - Level 1	2013	2	-	1	1	2	-	1	-	-	-	5	-	7			12
	2014	-	4	2	1	-	-	1	-	-	-	-	-	8	14.3%	▲	8
Domestic and Family - Level 2	2013	-	-	-	-	-	1	-	-	-	1	-	-	2			2
	2014	-	-	-	-	-	-	-	2	-	-	-	-	2	0.0%	↔	2
General Civil - Level 1	2013	-	-	1	-	-	-	-	-	-	-	-	-	1			1
	2014	-	-	-	-	-	-	-	1	-	-	-	-	1	0.0%	↔	1
General Civil - Level 2	2013	7	1	1	2	2	3	6	2	3	1	3	1	28			32
	2014	2	-	1	3	1	-	1	3	1	1	-	-	13	-53.6%	▼	13
General Civil - Level 3	2013	3	1	2	-	2	-	10	1	-	2	1	-	21			22
	2014	2	1	2	1	1	-	-	-	1	1	-	-	9	-57.1%	▼	9
Miscellaneous	2013	41	59	34	19	16	24	20	28	14	18	24	22	273			319
	2014	33	26	20	17	18	14	13	10	10	10	-	-	171	-37.4%	▼	171
Misdemeanor	2013	8	1	11	1	7	2	15	1	8	6	2	2	60			64
	2014	3	4	14	2	11	7	7	3	8	2	-	-	61	1.7%	▲	61
Non-Capital Felonies and Related Matters	2013	14	6	39	6	73	5	30	17	26	14	10	5	230			245
	2014	7	6	27	5	22	12	21	5	21	13	-	-	139	-39.6%	▼	139
Other	2013	-	1	-	-	-	-	-	2	1	6	-	-	10			10
	2014	1	-	1	1	5	2	1	2	1	1	-	-	15	50.0%	▲	15
Other Criminally Related Matters	2013	1	-	-	-	-	-	1	-	-	-	2	2	2			6
	2014	1	-	1	1	3	1	-	1	1	1	-	-	10	400.0%	▲	10
Probates/Wills and Trusts - Level 2	2013	-	-	-	-	-	1	-	-	-	-	-	-	1			1
	2014	-	-	-	-	-	-	-	-	-	1	-	-	1	0.0%	↔	1
Uncontested Divorce	2013	2	3	6	-	-	-	2	3	2	-	4	3	18			25
	2014	1	3	1	3	6	1	3	2	4	1	-	-	25	38.9%	▲	25

Type of Court: Circuit
Locale/Circuit: New Kent 9
Start/End Date: Jan-13 / Oct-14
Type of Case: Filings
AVG. Month: 114
2013 AVG Month: 116
2014 AVG Month: 113
Jan-Oct 2013: 1,120
Jan-Oct 2014: 1,129
Filings Trending: Steady ↔

D
a
s
h
b
o
a
r
d

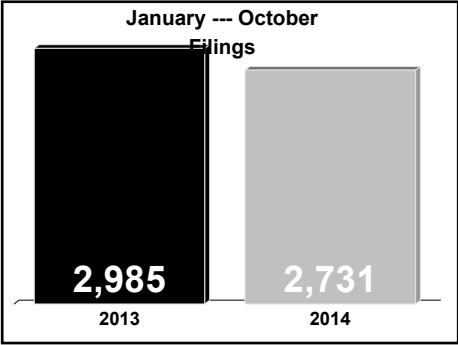
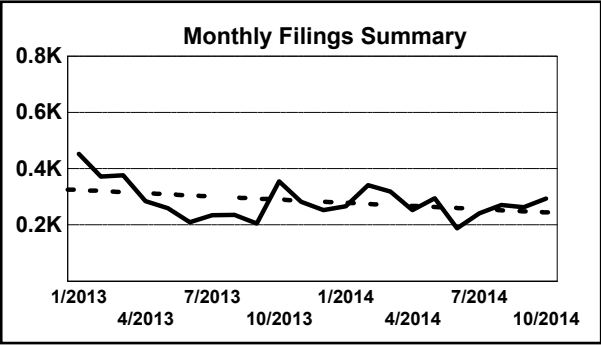


	Jan	Feb	Mar	Apr	May	Jun	Jul	Aug	Sep	Oct	Nov	Dec	Thru Oct	% Change	Trending	Total
2013	181	148	130	99	154	68	89	70	69	112	136	131	1,120			1,387
2014	145	104	114	65	138	98	123	97	160	85	-	-	1,129	0.8%	▲	1,129

		Jan	Feb	Mar	Apr	May	Jun	Jul	Aug	Sep	Oct	Nov	Dec	Thru Oct	% Change	Trending	Total
Administrative Law	2014	-	-	-	-	-	-	-	-	1	1	-	-	2			2
Contested Divorce	2013	-	-	1	3	1	-	-	-	-	2	1	1	7			9
	2014	1	1	1	-	-	-	-	1	3	1	-	-	8	14.3%	▲	8
Domestic and Family - Level 1	2013	-	5	-	-	1	-	2	6	3	2	-	1	19			20
	2014	-	1	-	2	3	-	1	-	1	-	-	-	8	-57.9%	▼	8
Domestic and Family - Level 2	2013	1	1	-	-	-	-	1	-	1	-	-	-	4			4
	2014	-	-	-	2	1	1	1	-	1	-	-	-	6	50.0%	▲	6
General Civil - Level 1	2013	-	1	-	-	2	1	-	-	-	-	-	-	4			4
	2014	-	-	-	-	-	-	-	-	-	1	-	-	1	-75.0%	▼	1
General Civil - Level 2	2013	6	3	2	5	8	2	9	3	2	3	2	2	43			47
	2014	1	1	7	1	7	1	3	4	5	1	-	-	31	-27.9%	▼	31
General Civil - Level 3	2013	1	2	2	-	1	-	-	1	1	-	-	2	8			10
	2014	1	1	-	1	1	-	1	1	-	1	-	-	7	-12.5%	▼	7
Miscellaneous	2013	87	78	67	46	39	31	25	32	26	55	48	56	486			590
	2014	73	65	54	42	35	46	31	35	33	36	-	-	450	-7.4%	▼	450
Misdemeanor	2013	11	12	19	20	11	5	10	2	6	18	21	13	114			148
	2014	3	9	10	2	13	12	17	22	41	16	-	-	145	27.2%	▲	145
Non-Capital Felonies and Related Matters	2013	60	18	18	9	63	11	20	10	14	18	16	23	241			280
	2014	19	8	28	4	56	22	44	13	64	11	-	-	269	11.6%	▲	269
Other	2013	6	19	13	7	22	10	7	4	8	5	43	27	101			171
	2014	41	12	11	6	15	9	7	10	3	11	-	-	125	23.8%	▲	125
Other Criminally Related Matters	2013	4	7	2	7	2	4	12	3	1	5	2	5	47			54
	2014	1	3	-	-	3	3	10	5	2	1	-	-	28	-40.4%	▼	28
Probates/Wills and Trusts - Level 2	2013	1	-	-	-	-	-	1	1	-	-	1	-	3			4
	2014	1	-	-	-	-	-	1	-	-	-	-	-	2	-33.3%	▼	2
Protective Orders	2013	-	-	-	-	-	-	1	-	-	-	-	-	1			1
Uncontested Divorce	2013	4	2	6	2	4	4	2	7	7	4	2	1	42			45
	2014	4	3	3	5	4	4	7	6	6	5	-	-	47	11.9%	▲	47

Type of Court: Circuit
Locale/Circuit: York 9
Start/End Date: Jan-13 / Oct-14
Type of Case: Filings
AVG. Month: 284
2013 AVG Month: 293
2014 AVG Month: 273
Jan-Oct 2013: 2,985
Jan-Oct 2014: 2,731
Filings Trending: Downward ▼

D
a
s
h
b
o
a
r
d



	Jan	Feb	Mar	Apr	May	Jun	Jul	Aug	Sep	Oct	Nov	Dec	Thru Oct	% Change	Trending	Total
2013	452	372	376	285	260	209	235	236	205	355	282	253	2,985			3,520
2014	266	341	319	253	295	188	241	271	263	294	-	-	2,731	-8.5%	▼	2,731

		Jan	Feb	Mar	Apr	May	Jun	Jul	Aug	Sep	Oct	Nov	Dec	Thru Oct	% Change	Trending	Total
Administrative Law	2013	-	-	-	1	-	-	-	1	1	1	-	-	4			4
Contested Divorce	2013	5	5	4	9	11	6	1	6	2	6	5	3	55			63
	2014	5	11	10	2	5	5	1	9	6	7	-	-	61	10.9%	▲	61
Domestic and Family - Level 1	2013	1	3	5	-	2	4	6	2	5	-	1	1	28			30
	2014	-	2	3	2	2	2	3	5	-	6	-	-	25	-10.7%	▼	25
Domestic and Family - Level 2	2013	7	2	4	4	1	1	2	-	4	3	5	1	28			34
	2014	3	8	6	12	7	12	6	4	10	15	-	-	83	196.4%	▲	83
General Civil - Level 1	2013	-	-	-	-	-	-	1	-	1	1	-	-	3			3
	2014	1	-	-	-	-	-	-	-	-	-	-	-	1	-66.7%	▼	1
General Civil - Level 2	2013	4	9	18	21	7	18	9	12	14	17	11	14	129			154
	2014	11	7	12	14	9	9	12	15	11	8	-	-	108	-16.3%	▼	108
General Civil - Level 3	2013	4	5	4	4	7	7	8	3	5	4	2	4	51			57
	2014	5	5	1	2	5	2	1	-	3	1	-	-	25	-51.0%	▼	25
Miscellaneous	2013	293	235	215	173	138	94	108	132	84	148	117	130	1,620			1,867
	2014	148	149	134	112	94	82	100	104	98	141	-	-	1,162	-28.3%	▼	1,162
Misdemeanor	2013	39	26	25	14	13	24	14	17	11	15	24	14	198			236
	2014	17	14	28	17	61	11	33	31	27	15	-	-	254	28.3%	▲	254
Non-Capital Felonies and Related Matters	2013	79	63	74	38	50	29	61	41	40	123	87	50	598			735
	2014	44	125	79	67	88	47	63	74	74	65	-	-	726	21.4%	▲	726
Other	2013	-	-	-	1	1	1	-	-	2	2	-	-	7			7
	2014	1	1	-	1	1	2	-	5	5	4	-	-	20	185.7%	▲	20
Other Criminally Related Matters	2013	4	6	7	5	5	11	6	9	10	15	9	19	78			106
	2014	10	6	14	9	6	3	4	4	12	13	-	-	81	3.8%	▲	81
Probates/Wills and Trusts	2014	-	-	-	-	-	-	-	1	-	-	-	-	1			1
Probates/Wills and Trusts - Level 2	2013	4	4	5	1	2	1	4	1	3	3	2	1	28			31
	2014	2	-	3	2	4	1	-	2	1	1	-	-	16	-42.9%	▼	16
Protective Orders	2013	-	-	-	-	2	2	-	-	-	2	-	-	6			6
	2014	2	-	1	1	1	1	-	1	-	3	-	-	10	66.7%	▲	10
Uncontested Divorce	2013	12	14	15	14	21	11	15	12	23	15	19	16	152			187
	2014	17	13	28	12	12	11	18	16	16	15	-	-	158	3.9%	▲	158

Type of Court: Circuit

Locale/Circuit: Williamsburg 9

Start/End Date: Jan-13 / Oct-14

Type of Case: Filings

AVG. Month: 310

2013 AVG Month: 313

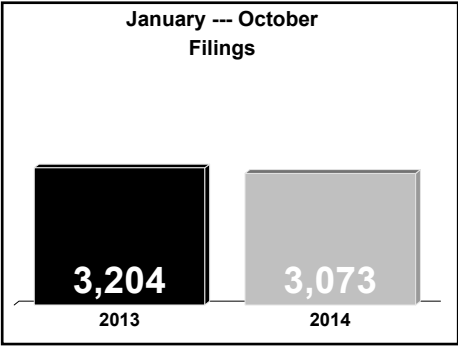
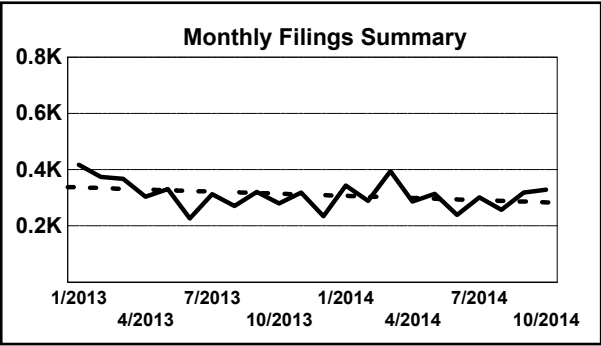
2014 AVG Month: 307

Jan-Oct 2013: 3,204

Jan-Oct 2014: 3,073

Filings Trending: Downward ▼

D
a
s
h
b
o
a
r
d



	Jan	Feb	Mar	Apr	May	Jun	Jul	Aug	Sep	Oct	Nov	Dec	Thru Oct	% Change	Trending	Total
2013	417	374	367	304	331	226	313	271	321	280	319	234	3,204			3,757
2014	344	289	394	287	314	239	301	257	319	329	-	-	3,073	-4.1%	▼	3,073

		Jan	Feb	Mar	Apr	May	Jun	Jul	Aug	Sep	Oct	Nov	Dec	Thru Oct	% Change	Trending	Total
Administrative Law	2013	-	-	3	-	-	-	-	-	2	-	-	-	5			5
	2014	-	-	-	-	1	1	-	1	1	-	-	-	4	-20.0%	▼	4
Capital Murder	2014	3	-	-	-	-	-	-	-	-	-	-	-	3			3
Contested Divorce	2013	4	10	9	5	8	9	5	3	5	1	8	5	59			72
	2014	8	6	5	4	8	3	10	4	9	4	-	-	61	3.4%	▲	61
Domestic and Family - Level 1	2013	2	2	9	-	6	2	2	4	1	1	7	1	29			37
	2014	-	4	3	5	4	2	-	9	7	4	-	-	38	31.0%	▲	38
Domestic and Family - Level 2	2013	-	5	3	5	1	2	3	-	4	1	1	1	24			26
	2014	2	3	1	1	5	4	4	3	-	1	-	-	24	0.0%	↔	24
General Civil - Level 1	2013	-	1	-	-	-	3	1	2	-	1	1	-	8			9
	2014	2	-	1	2	-	3	-	-	1	1	-	-	10	25.0%	▲	10
General Civil - Level 2	2013	15	17	6	8	11	6	10	12	13	13	13	12	111			136
	2014	6	6	7	4	12	9	11	7	9	14	-	-	85	-23.4%	▼	85
General Civil - Level 3	2013	7	7	4	6	15	9	10	15	12	1	8	8	86			102
	2014	8	2	14	7	13	6	6	4	3	3	-	-	66	-23.3%	▼	66
Miscellaneous	2013	224	204	157	140	124	70	122	98	103	95	87	116	1,337			1,540
	2014	159	142	124	118	102	88	81	101	105	143	-	-	1,163	-13.0%	▼	1,163
Misdemeanor	2013	48	38	58	58	57	27	30	35	46	46	54	27	443			524
	2014	34	36	47	25	39	27	47	29	52	32	-	-	368	-16.9%	▼	368
Non-Capital Felonies and Related Matters	2013	62	32	78	41	42	45	63	46	78	66	87	26	553			666
	2014	61	46	123	58	79	46	80	41	73	43	-	-	650	17.5%	▲	650
Other	2013	20	18	10	16	27	14	32	29	23	19	23	14	208			245
	2014	25	19	34	26	27	23	33	31	30	49	-	-	297	42.8%	▲	297
Other Criminally Related Matters	2013	8	16	12	10	11	11	16	8	13	14	11	8	119			138
	2014	13	12	17	14	11	8	13	13	13	15	-	-	129	8.4%	▲	129
Probates/Wills and Trusts - Level 1	2013	-	1	-	-	1	2	-	-	1	-	-	-	5			5
	2014	-	-	-	-	1	1	-	-	-	-	-	-	2	-60.0%	▼	2
Probates/Wills and Trusts - Level 2	2013	2	4	-	2	6	2	2	4	3	6	1	2	31			34
	2014	2	2	2	2	2	2	4	2	2	2	-	-	22	-29.0%	▼	22
Uncontested Divorce	2013	25	19	18	13	22	24	17	15	17	16	18	14	186			218
	2014	21	11	16	21	10	16	12	12	14	18	-	-	151	-18.8%	▼	151

Type of Court: Circuit

Locale/Circuit: Appomattox 10

Start/End Date: Jan-13 / Oct-14

Type of Case: Filings

AVG. Month: 70

2013 AVG Month: 66

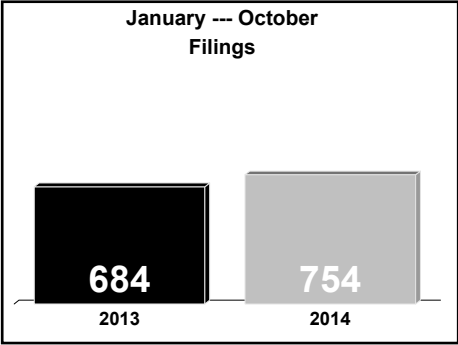
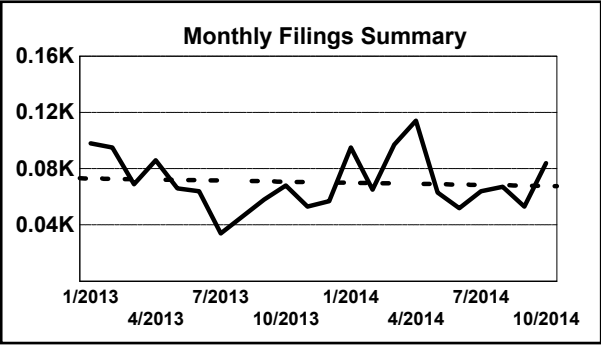
2014 AVG Month: 75

Jan-Oct 2013: 684

Jan-Oct 2014: 754

Filings Trending: Upward ▲

D
a
s
h
b
o
a
r
d



	Jan	Feb	Mar	Apr	May	Jun	Jul	Aug	Sep	Oct	Nov	Dec	Thru Oct	% Change	Trending	Total
2013	98	95	69	86	66	64	34	46	58	68	53	57	684			794
2014	95	65	97	114	63	52	64	67	53	84	-	-	754	10.2%	▲	754

		Jan	Feb	Mar	Apr	May	Jun	Jul	Aug	Sep	Oct	Nov	Dec	Thru Oct	% Change	Trending	Total
Administrative Law	2013	-	-	-	-	-	-	-	-	1	-	-	-	1			1
Contested Divorce	2013	-	-	2	-	1	3	1	-	1	2	-	1	10			11
	2014	2	2	1	3	4	1	1	-	-	1	-	-	15	50.0%	▲	15
Domestic and Family - Level 1	2013	-	-	-	-	6	1	-	5	1	4	5	-	17			22
	2014	-	4	6	3	1	6	4	1	-	2	-	-	27	58.8%	▲	27
Domestic and Family - Level 2	2013	-	1	-	-	1	-	-	-	1	-	-	1	3			4
	2014	-	-	1	-	2	1	-	1	-	-	-	-	5	66.7%	▲	5
General Civil - Level 2	2013	2	5	2	3	5	1	2	1	2	1	2	1	24			27
	2014	2	3	2	1	1	-	1	1	3	-	-	-	14	-41.7%	▼	14
General Civil - Level 3	2013	-	-	-	-	1	-	-	-	-	1	1	2	2			5
	2014	1	-	3	2	1	-	3	4	2	1	-	-	17	750.0%	▲	17
Miscellaneous	2013	58	72	44	42	20	26	17	19	39	37	34	42	374			450
	2014	49	38	38	51	23	27	19	34	26	32	-	-	337	-9.9%	▼	337
Misdemeanor	2013	1	1	3	7	4	2	3	1	-	4	-	-	26			26
	2014	-	4	4	8	5	3	-	2	4	2	-	-	32	23.1%	▲	32
Non-Capital Felonies and Related Matters	2013	32	14	11	29	24	27	8	15	11	17	4	4	188			196
	2014	33	10	38	35	18	8	30	17	16	39	-	-	244	29.8%	▲	244
Other	2013	-	-	1	1	-	3	-	-	-	1	-	3	6			9
	2014	1	3	1	4	1	-	-	2	-	2	-	-	14	133.3%	▲	14
Other Criminally Related Matters	2013	-	-	3	-	-	1	-	-	-	-	2	-	4			6
	2014	-	-	-	5	3	3	-	1	-	-	-	-	12	200.0%	▲	12
Probates/Wills and Trusts	2014	-	-	-	-	1	-	-	1	-	-	-	-	2			2
Probates/Wills and Trusts - Level 2	2013	1	-	-	-	-	-	1	-	-	-	-	2	2			4
	2014	2	-	1	-	-	1	1	1	-	-	-	-	6	200.0%	▲	6
Protective Orders	2013	-	-	-	-	1	-	-	-	-	-	-	-	1			1
Uncontested Divorce	2013	4	2	3	4	3	-	2	5	2	1	5	1	26			32
	2014	5	1	2	2	3	2	5	2	2	5	-	-	29	11.5%	▲	29

Type of Court: Circuit

Locale/Circuit: Buckingham 10

Start/End Date: Jan-13 / Oct-14

Type of Case: Filings

AVG. Month: 71

2013 AVG Month: 70

2014 AVG Month: 72

Jan-Oct 2013: 740

Jan-Oct 2014: 718

Filings Trending: Downward ▼

D

a

s

h

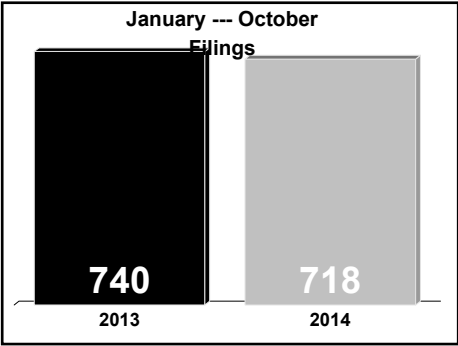
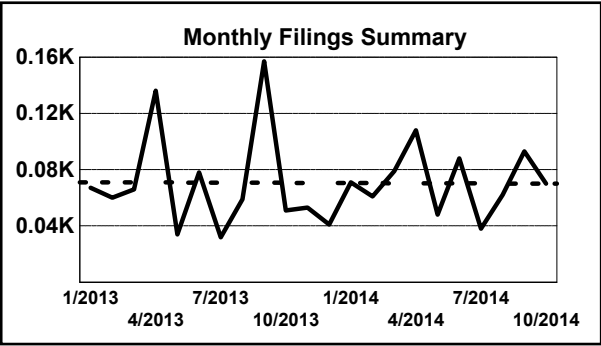
b

o

a

r

d



	Jan	Feb	Mar	Apr	May	Jun	Jul	Aug	Sep	Oct	Nov	Dec	Thru Oct	% Change	Trending	Total
2013	67	60	66	136	34	78	32	59	157	51	53	41	740			834
2014	71	61	79	108	48	88	38	62	93	70	-	-	718	-3.0%	▼	718

		Jan	Feb	Mar	Apr	May	Jun	Jul	Aug	Sep	Oct	Nov	Dec	Thru Oct	% Change	Trending	Total
Contested Divorce	2013	3	-	4	1	2	-	-	-	-	4	-	-	14			14
	2014	3	3	1	1	-	-	5	3	1	1	-	-	18	28.6%	▲	18
Domestic and Family - Level 1	2013	-	-	-	-	-	2	-	-	4	1	-	-	7			7
	2014	3	-	-	2	-	4	-	1	11	-	-	-	21	200.0%	▲	21
Domestic and Family - Lev	2013	2	-	-	1	-	-	1	4	2	1	-	1	11			12
General Civil - Level 1	2013	1	-	-	-	-	-	-	2	-	-	-	-	3			3
General Civil - Level 2	2013	4	3	1	1	-	1	3	-	-	3	1	-	16			17
	2014	5	-	1	2	1	2	5	1	5	1	-	-	23	43.8%	▲	23
General Civil - Level 3	2013	-	3	4	1	1	1	1	2	3	1	2	-	17			19
	2014	-	1	-	-	2	2	-	1	1	1	-	-	8	-52.9%	▼	8
Miscellaneous	2013	36	38	30	33	13	19	14	25	22	21	17	21	251			289
	2014	27	23	38	30	17	19	20	19	27	23	-	-	243	-3.2%	▼	243
Misdemeanor	2013	2	5	3	9	-	16	-	4	11	2	8	1	52			61
	2014	1	7	6	7	-	2	-	12	-	10	-	-	45	-13.5%	▼	45
Non-Capital Felonies and Related Matters	2013	17	9	17	81	13	33	8	15	107	11	21	14	311			346
	2014	27	22	26	64	24	55	3	18	43	23	-	-	305	-1.9%	▼	305
Other	2013	1	1	-	1	1	1	1	-	2	2	-	-	10			10
	2014	2	1	2	-	1	1	1	3	-	3	-	-	14	40.0%	▲	14
Other Criminally Related Matters	2013	-	-	-	2	-	-	-	1	2	-	1	-	5			6
	2014	-	3	-	1	-	-	-	1	-	4	-	-	9	80.0%	▲	9
Probates/Wills and Trusts - Level 1	2013	-	-	-	-	-	-	-	-	1	-	-	-	1			1
	2014	-	-	-	-	-	1	-	-	-	-	-	-	1	0.0%	↔	1
Probates/Wills and Trusts - Level 2	2013	-	-	1	-	-	-	-	-	-	-	1	-	1			2
	2014	-	-	-	-	1	-	2	-	-	1	-	-	4	300.0%	▲	4
Protective Orders	2014	-	-	-	-	-	-	-	1	-	-	-	-	1			1
Uncontested Divorce	2013	1	1	6	6	4	5	4	6	3	5	2	4	41			47
	2014	3	1	5	1	2	2	2	2	5	3	-	-	26	-36.6%	▼	26

Type of Court: Circuit

Locale/Circuit: Charlotte 10

Start/End Date: Jan-13 / Oct-14

Type of Case: Filings

AVG. Month: 50

2013 AVG Month: 56

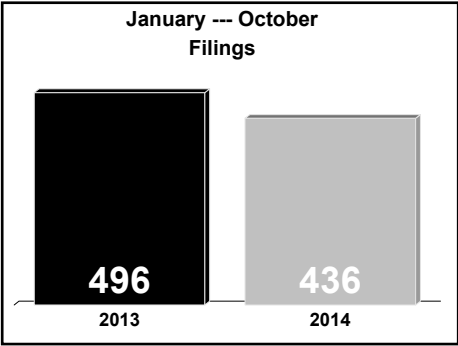
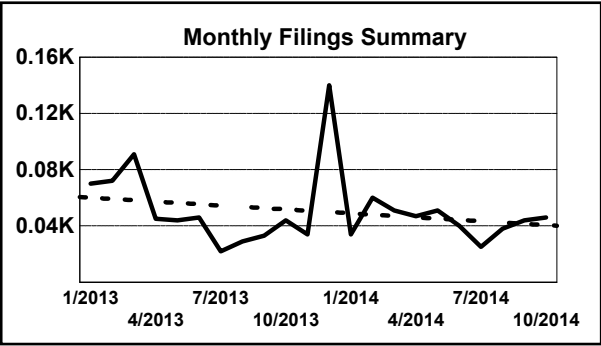
2014 AVG Month: 44

Jan-Oct 2013: 496

Jan-Oct 2014: 436

Filings Trending: Downward ▼

D
a
s
h
b
o
a
r
d



	Jan	Feb	Mar	Apr	May	Jun	Jul	Aug	Sep	Oct	Nov	Dec	Thru Oct	% Change	Trending	Total
2013	70	72	91	45	44	46	22	29	33	44	34	140	496			670
2014	34	60	51	47	51	40	25	38	44	46	-	-	436	-12.1%	▼	436

		Jan	Feb	Mar	Apr	May	Jun	Jul	Aug	Sep	Oct	Nov	Dec	Thru Oct	% Change	Trending	Total
Administrative Law	2013	-	-	-	-	-	-	-	-	-	1	-	-	1			1
Contested Divorce	2013	-	1	2	4	1	2	1	1	-	-	-	-	12			12
	2014	-	2	-	1	1	2	1	-	1	-	-	-	8	-33.3%	▼	8
Domestic and Family - Level 1	2013	1	2	2	-	1	-	-	-	-	-	3	3	6			12
	2014	1	4	4	-	-	4	2	2	1	-	-	-	18	200.0%	▲	18
Domestic and Family - Level 2	2013	1	-	1	-	-	-	-	-	1	-	1	-	3			4
	2014	-	-	1	-	2	1	-	-	-	1	-	-	5	66.7%	▲	5
General Civil - Level 2	2013	2	1	2	1	2	1	-	-	1	3	1	-	13			14
	2014	-	1	2	-	1	-	-	1	-	-	-	-	5	-61.5%	▼	5
General Civil - Level 3	2013	7	2	3	1	-	-	1	-	-	-	1	-	14			15
	2014	1	2	-	4	3	-	-	-	7	-	-	-	17	21.4%	▲	17
Miscellaneous	2013	38	31	48	15	26	13	10	18	18	20	18	25	237			280
	2014	15	27	17	16	28	13	6	21	18	26	-	-	187	-21.1%	▼	187
Misdemeanor	2013	12	7	-	2	1	3	1	-	1	4	1	5	31			37
	2014	3	2	-	2	1	2	2	-	1	2	-	-	15	-51.6%	▼	15
Non-Capital Felonies and Related Matters	2013	4	22	29	17	10	24	4	6	7	12	5	106	135			246
	2014	10	17	24	19	15	12	9	10	9	12	-	-	137	1.5%	▲	137
Other	2013	2	-	-	-	-	-	1	-	-	-	-	-	3			3
	2014	-	-	-	-	-	-	-	-	1	-	-	-	1	-66.7%	▼	1
Other Criminally Related Matters	2013	3	1	1	-	-	-	1	2	3	3	1	-	14			15
	2014	2	-	-	2	-	-	-	-	2	2	-	-	8	-42.9%	▼	8
Probates/Wills and Trusts	2013	-	-	-	1	-	-	-	-	-	-	-	-	1			1
Probates/Wills and Trusts - Level 2	2013	-	1	-	-	-	-	1	1	-	1	1	-	4			5
	2014	1	-	-	-	-	-	1	-	-	-	-	-	2	-50.0%	▼	2
Protective Orders	2013	-	1	-	-	1	-	2	-	-	-	-	1	4			5
	2014	1	1	-	-	-	-	-	1	-	-	-	-	3	-25.0%	▼	3
Uncontested Divorce	2013	-	3	3	4	2	3	-	1	2	-	2	-	18			20
	2014	-	4	3	3	-	6	4	3	5	2	-	-	30	66.7%	▲	30

Type of Court: Circuit

Locale/Circuit: Cumberland 10

Start/End Date: Jan-13 / Oct-14

Type of Case: Filings

AVG. Month: 46

2013 AVG Month: 47

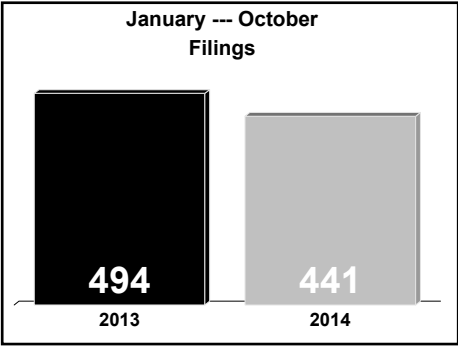
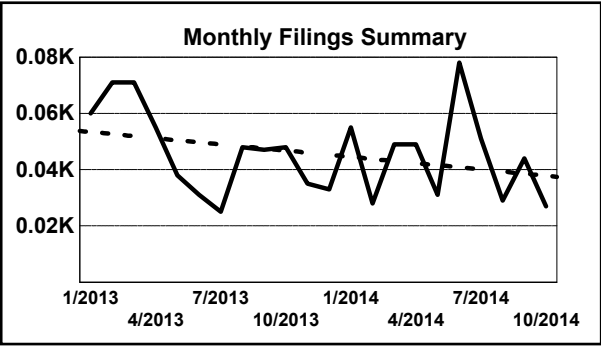
2014 AVG Month: 44

Jan-Oct 2013: 494

Jan-Oct 2014: 441

Filings Trending: Downward ▼

D
a
s
h
b
o
a
r
d

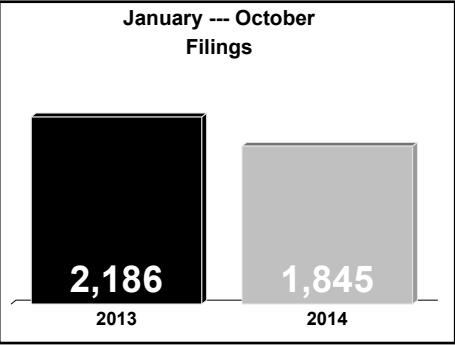
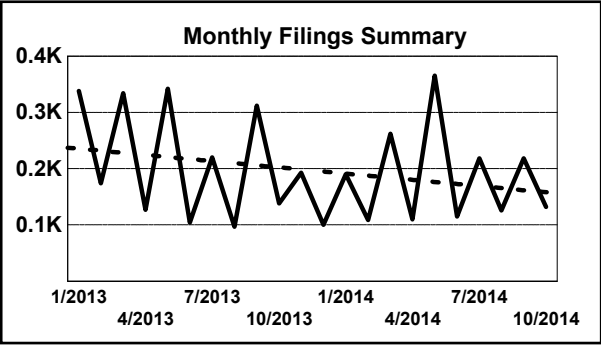


	Jan	Feb	Mar	Apr	May	Jun	Jul	Aug	Sep	Oct	Nov	Dec	Thru Oct	% Change	Trending	Total
2013	60	71	71	55	38	31	25	48	47	48	35	33	494			562
2014	55	28	49	49	31	78	51	29	44	27	-	-	441	-10.7%	▼	441

		Jan	Feb	Mar	Apr	May	Jun	Jul	Aug	Sep	Oct	Nov	Dec	Thru Oct	% Change	Trending	Total
Contested Divorce	2013	1	1	3	3	1	1	-	2	-	1	-	-	13			13
	2014	2	1	1	-	1	1	-	1	2	-	-	-	9	-30.8%	▼	9
Domestic and Family - Level 1	2013	2	-	3	-	-	-	1	-	-	3	-	4	9			13
	2014	-	-	-	1	1	-	1	-	2	1	-	-	6	-33.3%	▼	6
Domestic and Family - Level 2	2013	-	-	-	2	-	-	1	-	-	1	-	-	4			4
	2014	-	-	-	-	1	-	-	-	1	-	-	-	2	-50.0%	▼	2
General Civil - Level 1	2013	-	-	-	-	-	-	1	-	-	3	-	-	4			4
	2014	-	-	-	-	1	-	-	1	-	-	-	-	2	-50.0%	▼	2
General Civil - Level 2	2013	-	4	1	2	2	-	3	4	1	1	-	-	18			18
	2014	2	1	1	1	-	-	2	1	1	1	-	-	10	-44.4%	▼	10
General Civil - Level 3	2013	-	-	-	1	-	1	-	1	-	1	-	-	4			4
	2014	-	-	7	1	3	1	1	-	-	-	-	-	13	225.0%	▲	13
Miscellaneous	2013	36	30	19	23	19	10	13	21	24	16	19	21	211			251
	2014	21	15	22	22	13	19	8	16	15	18	-	-	169	-19.9%	▼	169
Misdemeanor	2013	7	2	2	1	3	3	-	7	2	7	4	5	34			43
	2014	7	1	2	4	1	10	1	1	2	1	-	-	30	-11.8%	▼	30
Non-Capital Felonies and Related Matters	2013	13	32	33	22	6	12	4	12	15	12	10	1	161			172
	2014	16	4	10	14	8	46	34	5	18	5	-	-	160	-0.6%	▼	160
Other	2013	-	1	3	1	1	3	-	-	1	-	-	-	10			10
	2014	2	-	2	-	-	1	2	2	2	1	-	-	12	20.0%	▲	12
Other Criminally Related Matters	2013	-	-	-	-	-	-	-	-	-	2	2	-	2			4
	2014	-	4	1	-	1	-	-	-	-	-	-	-	6	200.0%	▲	6
Probates/Wills and Trusts - Level 2	2013	1	-	-	-	1	-	-	-	1	-	-	-	3			3
	2014	2	-	-	-	-	-	-	1	-	-	-	-	3	0.0%	↔	3
Protective Orders	2014	-	1	-	2	-	-	-	-	-	-	-	-	3			3
Uncontested Divorce	2013	-	1	7	-	5	1	2	1	3	1	-	2	21			23
	2014	3	1	3	4	1	-	2	1	1	-	-	-	16	-23.8%	▼	16

Type of Court: Circuit
Locale/Circuit: Halifax 10
Start/End Date: Jan-13 / Oct-14
Type of Case: Filings
AVG. Month: 197
2013 AVG Month: 207
2014 AVG Month: 185
Jan-Oct 2013: 2,186
Jan-Oct 2014: 1,845
Filings Trending: Downward ▼

D
a
s
h
b
o
a
r
d

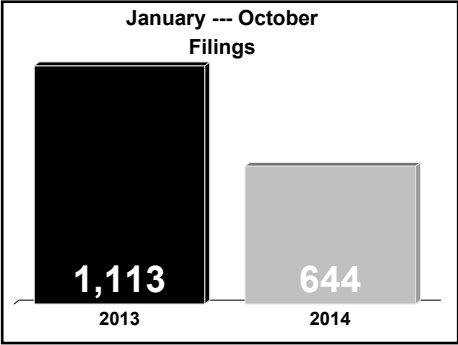
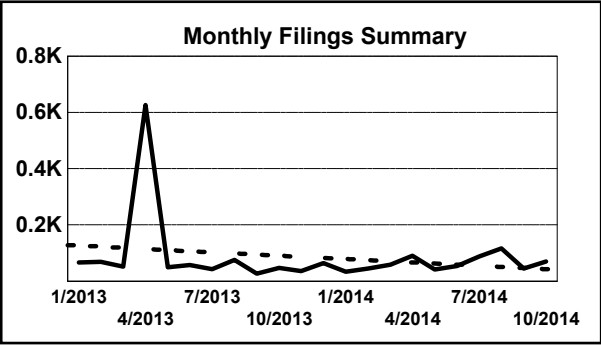


	Jan	Feb	Mar	Apr	May	Jun	Jul	Aug	Sep	Oct	Nov	Dec	Thru Oct	% Change	Trending	Total
2013	338	174	334	127	342	104	220	97	312	138	193	100	2,186			2,479
2014	190	109	262	110	365	115	218	126	218	132	-	-	1,845	-15.6%	▼	1,845

		Jan	Feb	Mar	Apr	May	Jun	Jul	Aug	Sep	Oct	Nov	Dec	Thru Oct	% Change	Trending	Total
Administrative Law	2013	1	-	-	-	-	-	-	-	-	-	-	-	1			1
	2014	-	-	-	-	-	-	1	-	-	-	-	-	1	0.0%	↔	1
Contested Divorce	2013	3	3	7	3	6	2	7	3	2	1	1	1	37			39
	2014	2	3	12	4	3	5	3	4	8	6	-	-	50	35.1%	▲	50
Domestic and Family - Level 1	2013	1	4	1	5	3	2	1	2	-	1	2	2	20			24
	2014	2	-	1	3	2	2	2	1	6	-	-	-	19	-5.0%	▼	19
Domestic and Family - Level 2	2013	1	1	4	1	1	-	1	4	1	2	1	2	16			19
	2014	1	-	-	1	-	-	2	-	1	-	-	-	5	-68.8%	▼	5
General Civil - Level 1	2013	-	-	-	1	-	1	1	1	-	-	1	-	4			5
	2014	-	-	-	-	-	-	-	-	2	1	-	-	3	-25.0%	▼	3
General Civil - Level 2	2013	5	2	3	5	6	5	2	3	8	5	2	2	44			48
	2014	6	2	5	1	3	6	5	2	5	4	-	-	39	-11.4%	▼	39
General Civil - Level 3	2013	1	3	5	1	3	2	5	1	20	3	4	2	44			50
	2014	-	4	3	3	5	4	9	4	3	4	-	-	39	-11.4%	▼	39
Miscellaneous	2013	113	112	115	75	65	32	61	56	46	55	50	51	730			831
	2014	73	67	71	61	37	29	50	45	40	64	-	-	537	-26.4%	▼	537
Misdemeanor	2013	31	17	45	11	33	15	28	15	80	20	30	16	295			341
	2014	33	6	38	8	49	21	34	18	41	13	-	-	261	-11.5%	▼	261
Non-Capital Felonies and Related Matters	2013	156	9	144	12	200	28	90	4	125	29	80	16	797			893
	2014	56	8	109	9	242	10	80	17	84	12	-	-	627	-21.3%	▼	627
Other	2013	5	4	1	5	12	4	13	2	12	10	5	1	68			74
	2014	10	7	13	12	12	30	17	17	11	17	-	-	146	114.7%	▲	146
Other Criminally Related Matters	2013	11	5	3	3	4	3	2	1	5	-	4	-	37			41
	2014	3	1	2	-	-	1	1	6	4	-	-	-	18	-51.4%	▼	18
Probates/Wills and Trusts - Level 1	2013	-	-	-	-	-	-	1	-	1	-	-	-	2			2
	2014	-	-	-	-	-	-	-	-	-	1	-	-	1	-50.0%	▼	1
Probates/Wills and Trusts - Level 2	2013	-	3	1	-	-	2	1	2	3	-	1	-	12			13
	2014	-	-	-	1	3	2	1	2	2	-	-	-	11	-8.3%	▼	11
Protective Orders	2013	-	-	-	-	-	-	-	-	-	-	-	1	0			1
	2014	-	2	-	-	-	-	-	-	-	-	-	-	2	0.0%	↔	2
Uncontested Divorce	2013	10	11	5	5	9	8	7	3	9	12	12	6	79			97
	2014	4	9	8	7	9	5	13	10	11	10	-	-	86	8.9%	▲	86

Type of Court: Circuit
Locale/Circuit: Lunenburg 10
Start/End Date: Jan-13 / Oct-14
Type of Case: Filings
AVG. Month: 84
2013 AVG Month: 101
2014 AVG Month: 64
Jan-Oct 2013: 1,113
Jan-Oct 2014: 644
Filings Trending: Downward ▼

D
a
s
h
b
o
a
r
d



	Jan	Feb	Mar	Apr	May	Jun	Jul	Aug	Sep	Oct	Nov	Dec	Thru Oct	% Change	Trending	Total
2013	66	69	52	626	50	57	43	76	27	47	36	64	1,113			1,213
2014	34	45	59	90	42	54	88	117	45	70	-	-	644	-42.1%	▼	644

		Jan	Feb	Mar	Apr	May	Jun	Jul	Aug	Sep	Oct	Nov	Dec	Thru Oct	% Change	Trending	Total
Administrative Law	2014	-	-	-	-	-	-	-	-	1	-	-	-	1			1
Contested Divorce	2013	-	-	-	-	-	3	1	3	1	-	-	1	8			9
	2014	-	-	1	4	2	1	-	4	-	2	-	-	14	75.0%	▲	14
Domestic and Family - Level 1	2013	-	-	-	-	-	-	-	1	4	1	-	-	6			6
	2014	-	3	-	-	1	-	-	-	-	-	-	-	4	-33.3%	▼	4
Domestic and Family - Level 2	2013	-	-	-	1	-	-	-	-	-	-	-	1	1			2
	2014	-	-	3	5	-	-	3	1	-	1	-	-	13	1,200.0%	▲	13
General Civil - Level 1	2013	-	-	1	-	1	1	-	-	-	-	-	-	3			3
General Civil - Level 2	2013	2	-	6	11	-	3	3	1	-	-	4	1	26			31
	2014	-	1	1	1	2	1	10	1	2	-	-	-	19	-26.9%	▼	19
General Civil - Level 3	2013	2	-	3	2	8	2	2	3	-	1	-	2	23			25
	2014	1	3	-	3	-	1	7	-	-	-	-	-	15	-34.8%	▼	15
Miscellaneous	2013	41	40	25	33	30	20	28	25	19	17	15	31	278			324
	2014	18	27	29	22	14	10	15	22	12	36	-	-	205	-26.3%	▼	205
Misdemeanor	2013	4	4	-	4	2	5	4	1	-	-	1	1	24			26
	2014	1	2	2	1	5	3	2	7	2	2	-	-	27	12.5%	▲	27
Non-Capital Felonies and Related Matters	2013	14	21	15	574	6	22	4	39	2	26	13	25	723			761
	2014	14	9	16	51	17	34	46	80	14	22	-	-	303	-58.1%	▼	303
Other	2013	-	-	-	-	-	-	-	-	1	-	1	-	1			2
	2014	-	-	-	-	-	-	-	-	-	2	-	-	2	100.0%	▲	2
Other Criminally Related Matters	2013	3	1	1	1	-	-	-	1	-	1	-	1	8			9
	2014	-	-	1	-	-	-	2	1	12	-	-	-	16	100.0%	▲	16
Probates/Wills and Trusts - Level 2	2013	-	-	-	-	2	-	-	-	-	-	1	1	2			4
	2014	-	-	-	-	-	-	-	-	1	-	-	-	1	-50.0%	▼	1
Uncontested Divorce	2013	-	3	1	-	1	1	1	2	-	1	1	-	10			11
	2014	-	-	6	3	1	4	3	1	1	5	-	-	24	140.0%	▲	24

Type of Court: Circuit

Locale/Circuit: Mecklenburg 10

Start/End Date: Jan-13 / Oct-14

Type of Case: Filings

AVG. Month: 228

2013 AVG Month: 239

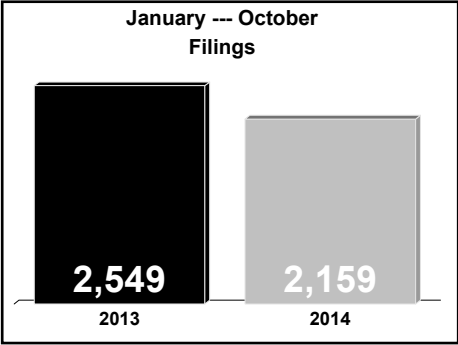
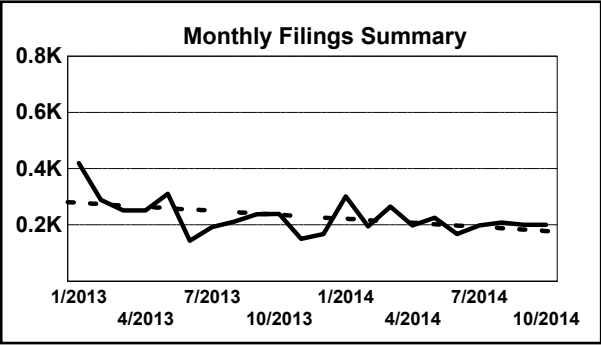
2014 AVG Month: 216

Jan-Oct 2013: 2,549

Jan-Oct 2014: 2,159

Filings Trending: Downward ▼

D
a
s
h
b
o
a
r
d



	Jan	Feb	Mar	Apr	May	Jun	Jul	Aug	Sep	Oct	Nov	Dec	Thru Oct	% Change	Trending	Total
2013	420	289	252	252	311	144	192	212	238	239	151	167	2,549			2,867
2014	302	195	265	198	225	167	198	208	200	201	-	-	2,159	-15.3%	▼	2,159

		Jan	Feb	Mar	Apr	May	Jun	Jul	Aug	Sep	Oct	Nov	Dec	Thru Oct	% Change	Trending	Total
Administrative Law	2013	1	-	-	-	-	-	-	-	-	2	-	-	3			3
	2014	-	-	-	2	-	-	-	-	-	-	-	-	2	-33.3%	▼	2
Contested Divorce	2013	3	3	3	9	3	2	6	6	5	3	3	3	43			49
	2014	2	4	2	8	4	4	4	3	2	1	-	-	34	-20.9%	▼	34
Domestic and Family - Level 1	2013	3	3	1	2	2	2	-	1	1	-	1	3	15			19
	2014	3	5	2	6	2	1	1	6	6	3	-	-	35	133.3%	▲	35
Domestic and Family - Level 2	2013	-	-	-	-	-	-	1	-	1	-	-	-	2			2
	2014	-	-	-	-	1	-	-	1	-	-	-	-	2	0.0%	↔	2
General Civil - Level 1	2013	1	-	1	-	1	1	-	2	-	1	-	-	7			7
	2014	-	1	2	-	1	2	-	-	-	-	-	-	6	-14.3%	▼	6
General Civil - Level 2	2013	4	1	8	6	6	3	6	4	6	4	5	-	48			53
	2014	4	4	-	4	-	5	6	1	3	2	-	-	29	-39.6%	▼	29
General Civil - Level 3	2013	4	3	1	3	4	4	2	2	34	2	2	1	59			62
	2014	5	2	2	3	-	1	-	2	33	7	-	-	55	-6.8%	▼	55
Miscellaneous	2013	104	90	102	57	50	37	41	41	42	51	44	51	615			710
	2014	53	49	47	46	42	33	33	38	50	47	-	-	438	-28.8%	▼	438
Misdemeanor	2013	33	36	17	25	41	26	27	53	35	28	10	15	321			346
	2014	24	10	34	19	15	16	11	37	21	22	-	-	209	-34.9%	▼	209
Non-Capital Felonies and Related Matters	2013	255	127	101	124	191	53	92	91	98	134	72	81	1,266			1,419
	2014	196	109	154	98	145	84	122	107	76	100	-	-	1,191	-5.9%	▼	1,191
Other	2013	1	10	6	11	2	3	5	1	3	3	7	6	45			58
	2014	3	2	4	3	2	7	6	4	-	9	-	-	40	-11.1%	▼	40
Other Criminally Related Matters	2013	-	8	4	5	5	5	2	6	7	4	3	5	46			54
	2014	7	-	-	2	3	2	7	1	3	2	-	-	27	-41.3%	▼	27
Probates/Wills and Trusts	2014	-	-	-	-	-	-	-	-	1	-	-	-	1			1
Probates/Wills and Trusts - Level 2	2013	-	-	1	-	-	1	-	1	-	1	-	-	4			4
	2014	-	-	3	-	-	-	-	-	-	1	-	-	4	0.0%	↔	4
Protective Orders	2013	-	-	-	-	-	-	2	-	-	-	-	-	2			2
Uncontested Divorce	2013	11	8	7	10	6	7	8	4	6	6	4	2	73			79
	2014	5	9	15	7	10	12	8	8	5	7	-	-	86	17.8%	▲	86

Type of Court: Circuit

Locale/Circuit: Prince Edward 10

Start/End Date: Jan-13 / Oct-14

Type of Case: Filings

AVG. Month: 148

2013 AVG Month: 138

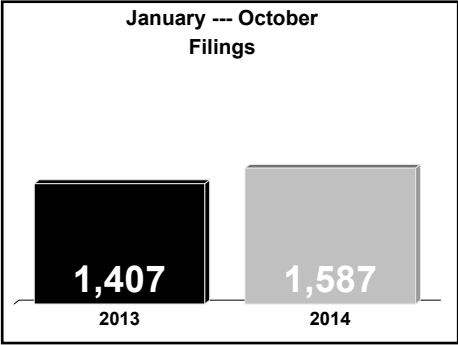
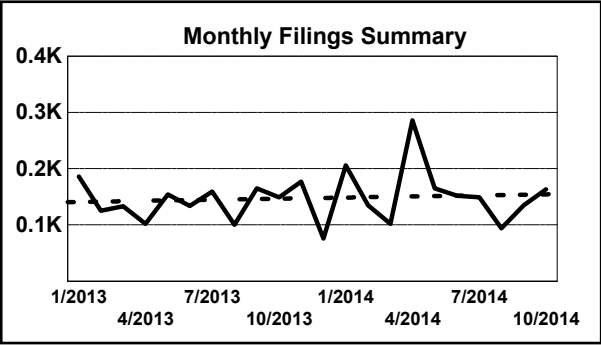
2014 AVG Month: 159

Jan-Oct 2013: 1,407

Jan-Oct 2014: 1,587

Filings Trending: Upward ▲

D
a
s
h
b
o
a
r
d



	Jan	Feb	Mar	Apr	May	Jun	Jul	Aug	Sep	Oct	Nov	Dec	Thru Oct	% Change	Trending	Total
2013	186	125	133	102	154	134	159	100	165	149	177	76	1,407			1,660
2014	206	135	102	286	165	152	149	94	135	163	-	-	1,587	12.8%	▲	1,587

		Jan	Feb	Mar	Apr	May	Jun	Jul	Aug	Sep	Oct	Nov	Dec	Thru Oct	% Change	Trending	Total
Administrative Law	2014	-	-	-	-	-	1	-	-	-	-	-	-	1			1
Contested Divorce	2013	2	-	2	2	1	-	3	3	3	1	2	-	17			19
	2014	4	4	1	1	1	-	3	-	1	1	-	-	16	-5.9%	▼	16
Domestic and Family - Level 1	2013	-	1	-	2	10	1	-	1	7	3	2	-	25			27
	2014	-	4	-	-	1	3	2	3	1	-	-	-	14	-44.0%	▼	14
Domestic and Family - Level 2	2013	1	-	-	1	1	2	1	2	-	-	1	-	8			9
	2014	1	1	-	-	-	-	-	-	-	-	-	-	2	-75.0%	▼	2
General Civil - Level 1	2013	1	-	-	-	-	2	-	1	-	-	-	1	4			5
	2014	1	-	-	-	-	-	-	-	-	-	-	-	1	-75.0%	▼	1
General Civil - Level 2	2013	4	2	2	1	6	2	3	6	3	2	1	1	31			33
	2014	4	3	1	3	3	5	2	3	3	4	-	-	31	0.0%	↔	31
General Civil - Level 3	2013	1	3	2	-	1	2	-	1	1	3	-	-	14			14
	2014	-	3	-	1	1	3	3	-	-	1	-	-	12	-14.3%	▼	12
Miscellaneous	2013	60	62	45	33	21	24	31	38	32	30	32	32	376			440
	2014	40	35	31	23	29	22	24	24	28	34	-	-	290	-22.9%	▼	290
Misdemeanor	2013	19	17	9	11	24	12	20	10	16	12	26	11	150			187
	2014	10	4	8	109	34	28	13	15	14	26	-	-	261	74.0%	▲	261
Non-Capital Felonies and Related Matters	2013	89	31	66	44	85	84	93	31	83	87	103	26	693			822
	2014	134	75	53	138	89	83	93	43	83	91	-	-	882	27.3%	▲	882
Other	2013	-	3	2	-	-	1	-	-	13	-	1	-	19			20
	2014	-	1	-	2	-	-	2	2	-	1	-	-	8	-57.9%	▼	8
Other Criminally Related Matters	2013	3	-	2	3	-	1	2	-	1	-	4	-	12			16
	2014	3	-	2	3	2	2	1	1	2	-	-	-	16	33.3%	▲	16
Probates/Wills and Trusts	2013	-	-	-	-	-	-	-	-	-	-	1	-	0			1
Probates/Wills and Trusts - Level 2	2013	-	-	1	-	-	-	1	1	-	-	-	-	3	0.0%	↔	3
	2014	2	-	1	-	2	1	1	-	1	3	-	-	11	266.7%	▲	11
Protective Orders	2013	-	-	-	-	1	-	-	-	-	-	-	-	1			1
	2014	-	1	-	-	-	-	-	-	-	-	-	-	1	0.0%	↔	1
Uncontested Divorce	2013	6	6	2	5	4	3	5	6	6	11	4	5	54			63
	2014	7	4	5	6	3	4	5	3	2	2	-	-	41	-24.1%	▼	41

Type of Court: Circuit

Locale/Circuit: Amelia 11

Start/End Date: Jan-13 / Oct-14

Type of Case: Filings

AVG. Month: 73

2013 AVG Month: 79

2014 AVG Month: 65

Jan-Oct 2013: 828

Jan-Oct 2014: 645

Filings Trending: Downward ▼

D

a

s

h

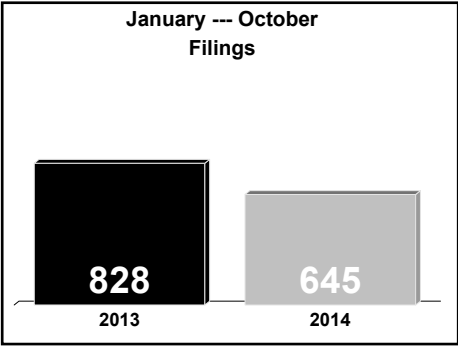
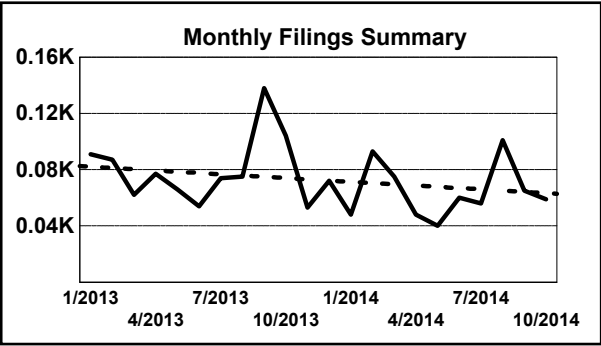
b

o

a

r

d



	Jan	Feb	Mar	Apr	May	Jun	Jul	Aug	Sep	Oct	Nov	Dec	Thru Oct	% Change	Trending	Total
2013	91	87	62	77	66	54	74	75	138	104	53	72	828			953
2014	48	93	75	48	40	60	56	101	65	59	-	-	645	-22.1%	▼	645

		Jan	Feb	Mar	Apr	May	Jun	Jul	Aug	Sep	Oct	Nov	Dec	Thru Oct	% Change	Trending	Total
Contested Divorce	2013	1	1	-	2	2	1	1	-	-	1	1	1	9			11
	2014	-	2	4	1	-	1	1	1	2	3	-	-	15	66.7%	▲	15
Domestic and Family - Level 1	2013	-	-	-	-	3	4	2	-	2	2	1	2	13			16
	2014	-	-	-	-	-	2	3	-	5	2	-	-	12	-7.7%	▼	12
Domestic and Family - Lev	2013	-	1	-	-	3	1	-	-	1	-	1	1	6			8
	2014	-	-	-	-	-	-	-	1	-	1	-	-	2			2
General Civil - Level 2	2013	4	4	1	2	1	1	2	-	2	3	1	-	20			21
	2014	-	4	-	3	-	2	1	2	3	1	-	-	16	-20.0%	▼	16
General Civil - Level 3	2013	1	-	1	1	-	-	-	-	1	1	-	-	5			5
	2014	1	2	1	3	1	1	13	1	3	-	-	-	26	420.0%	▲	26
Miscellaneous	2013	62	56	44	37	31	24	18	28	27	31	32	38	358			428
	2014	25	35	49	24	24	22	28	33	24	26	-	-	290	-19.0%	▼	290
Misdemeanor	2013	2	4	3	8	2	2	4	10	8	10	8	7	53			68
	2014	6	1	10	3	5	5	-	3	12	3	-	-	48	-9.4%	▼	48
Non-Capital Felonies and Related Matters	2013	12	14	9	10	14	10	37	29	91	48	6	19	274			299
	2014	10	41	5	8	5	23	5	53	11	14	-	-	175	-36.1%	▼	175
Other	2013	2	1	1	3	1	3	-	3	3	3	2	1	20			23
	2014	2	-	-	-	2	1	-	2	1	1	-	-	9	-55.0%	▼	9
Other Criminally Related Matters	2013	3	2	1	8	4	6	6	3	2	2	-	2	37			39
	2014	1	4	3	1	2	-	2	2	2	3	-	-	20	-45.9%	▼	20
Probates/Wills and Trusts - Level 2	2013	-	2	-	1	-	-	-	1	1	-	-	-	5			5
	2014	-	-	-	-	-	-	-	2	-	-	-	-	2	-60.0%	▼	2
Uncontested Divorce	2013	4	2	2	5	5	2	4	1	-	3	1	1	28			30
	2014	3	4	3	5	1	3	3	1	2	5	-	-	30	7.1%	▲	30

Type of Court: Circuit

Locale/Circuit: Dinwiddie 11

Start/End Date: Jan-13 / Oct-14

Type of Case: Filings

AVG. Month: 154

2013 AVG Month: 164

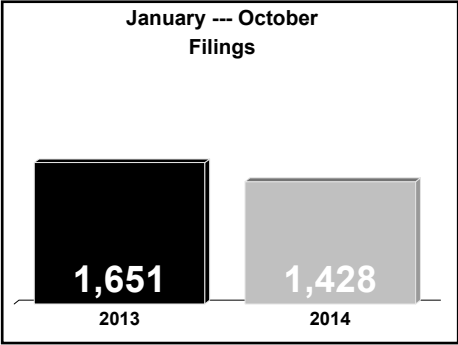
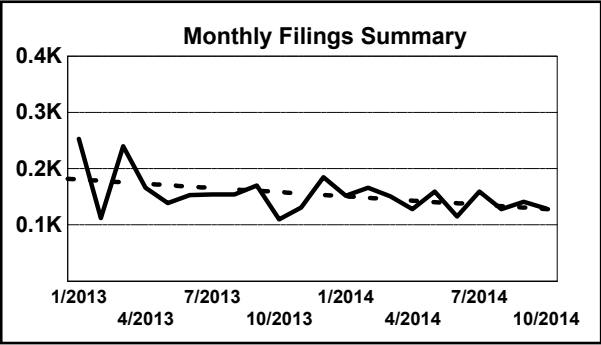
2014 AVG Month: 143

Jan-Oct 2013: 1,651

Jan-Oct 2014: 1,428

Filings Trending: Downward ▼

D
a
s
h
b
o
a
r
d

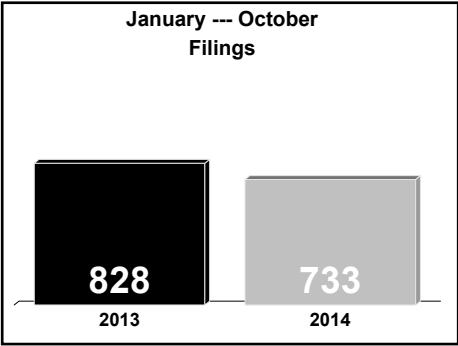
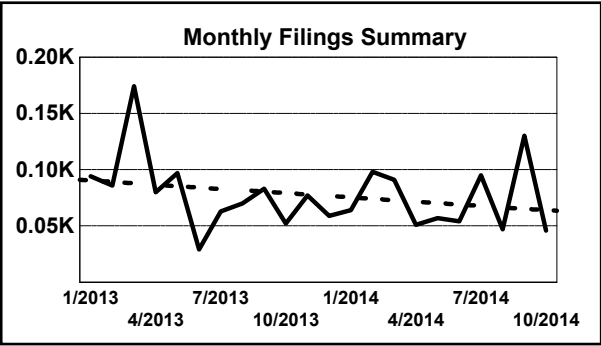


	Jan	Feb	Mar	Apr	May	Jun	Jul	Aug	Sep	Oct	Nov	Dec	Thru Oct	% Change	Trending	Total
2013	253	112	240	166	139	153	154	154	170	110	131	185	1,651			1,967
2014	152	166	151	128	159	115	159	128	141	129	-	-	1,428	-13.5%	▼	1,428

		Jan	Feb	Mar	Apr	May	Jun	Jul	Aug	Sep	Oct	Nov	Dec	Thru Oct	% Change	Trending	Total
Administrative Law	2013	-	-	-	-	-	1	1	-	-	-	-	-	2			2
	2014	-	-	-	-	-	1	-	-	-	-	-	-	1	-50.0%	▼	1
Contested Divorce	2013	4	2	5	5	4	1	-	-	-	4	-	2	25			27
	2014	1	3	5	3	8	2	6	3	1	4	-	-	36	44.0%	▲	36
Domestic and Family - Level 1	2013	7	1	2	4	2	1	4	11	5	7	5	5	44			54
	2014	4	2	4	3	5	1	-	1	3	5	-	-	28	-36.4%	▼	28
Domestic and Family - Level 2	2013	7	4	6	4	7	5	2	4	7	7	7	2	53			62
	2014	6	4	-	2	1	1	2	-	-	3	-	-	19	-64.2%	▼	19
General Civil - Level 1	2013	-	-	-	-	-	-	1	-	-	-	-	-	1			1
General Civil - Level 2	2013	3	-	2	3	6	2	3	1	3	2	3	6	25			34
	2014	6	1	4	10	8	3	1	2	2	3	-	-	40	60.0%	▲	40
General Civil - Level 3	2013	1	5	2	3	-	16	-	3	2	1	9	2	33			44
	2014	3	2	4	3	2	2	1	1	1	1	-	-	20	-39.4%	▼	20
Miscellaneous	2013	119	33	182	74	52	48	42	72	73	44	44	67	739			850
	2014	63	69	64	48	35	31	38	44	54	50	-	-	496	-32.9%	▼	496
Misdemeanor	2013	27	14	20	19	11	19	20	16	24	7	19	24	177			220
	2014	16	19	20	11	20	25	20	10	24	12	-	-	177	0.0%	↔	177
Non-Capital Felonies and Related Matters	2013	74	40	12	41	45	40	60	18	37	24	35	71	391			497
	2014	43	47	38	29	59	28	66	43	37	46	-	-	436	11.5%	▲	436
Other	2013	-	-	1	-	-	-	-	-	-	-	1	-	1			2
	2014	-	-	-	-	6	4	10	11	5	4	-	-	40	3,900.0%	▲	40
Other Criminally Related Matters	2013	9	8	2	3	7	13	11	19	9	5	6	3	86			95
	2014	7	8	2	11	8	9	3	7	8	-	-	-	63	-26.7%	▼	63
Probates/Wills and Trusts - Level 1	2013	-	-	-	-	-	-	-	-	1	-	-	-	1			1
	2014	-	-	-	-	-	-	1	-	-	-	-	-	1	0.0%	↔	1
Probates/Wills and Trusts - Level 2	2013	-	-	2	1	1	1	1	-	1	-	1	-	7			8
	2014	1	2	2	1	-	1	2	-	1	1	-	-	11	57.1%	▲	11
Uncontested Divorce	2013	2	5	4	9	4	6	9	10	8	9	1	3	66			70
	2014	2	9	8	7	7	7	9	6	5	-	-	-	60	-9.1%	▼	60

Type of Court: Circuit
Locale/Circuit: Nottoway 11
Start/End Date: Jan-13 / Oct-14
Type of Case: Filings
AVG. Month: 77
2013 AVG Month: 80
2014 AVG Month: 73
Jan-Oct 2013: 828
Jan-Oct 2014: 733
Filings Trending: Downward ▼

D
a
s
h
b
o
a
r
d



	Jan	Feb	Mar	Apr	May	Jun	Jul	Aug	Sep	Oct	Nov	Dec	Thru Oct	% Change	Trending	Total
2013	94	86	174	80	97	29	63	70	83	52	77	59	828			964
2014	64	98	91	51	57	54	95	47	130	46	-	-	733	-11.5%	▼	733

		Jan	Feb	Mar	Apr	May	Jun	Jul	Aug	Sep	Oct	Nov	Dec	Thru Oct	% Change	Trending	Total
Administrative Law	2013	2	-	-	-	-	-	1	1	-	-	-	-	4			4
	2014	-	-	-	-	-	-	-	-	-	1	-	-	1	-75.0%	▼	1
Contested Divorce	2013	-	1	1	3	-	1	2	-	1	3	1	1	12			14
	2014	1	1	-	2	1	1	2	1	-	2	-	-	11	-8.3%	▼	11
Domestic and Family - Level 1	2013	-	-	1	-	2	-	1	1	-	-	-	-	5			5
	2014	1	2	1	1	-	1	2	1	1	-	-	-	10	100.0%	▲	10
Domestic and Family - Level 2	2013	-	1	1	-	-	-	-	-	-	-	1	-	2			3
	2014	-	-	-	-	1	-	-	-	1	-	-	-	2	0.0%	↔	2
General Civil - Level 1	2013	-	-	-	-	-	-	1	-	-	-	-	-	1			1
	2014	-	-	2	-	-	-	-	-	-	-	-	-	2	100.0%	▲	2
General Civil - Level 2	2013	4	1	3	-	-	2	1	4	2	2	1	3	19			23
	2014	2	3	5	-	3	8	-	-	3	2	-	-	26	36.8%	▲	26
General Civil - Level 3	2013	4	-	2	3	1	1	2	15	4	-	2	5	32			39
	2014	3	-	4	-	1	9	6	4	2	1	-	-	30	-6.3%	▼	30
Miscellaneous	2013	54	56	37	31	27	9	18	23	24	27	23	20	306			349
	2014	22	43	38	25	12	13	23	21	20	25	-	-	242	-20.9%	▼	242
Misdemeanor	2013	5	8	15	7	8	8	7	7	5	5	17	10	75			102
	2014	4	9	18	5	11	8	11	5	8	3	-	-	82	9.3%	▲	82
Non-Capital Felonies and Related Matters	2013	20	11	100	31	54	4	26	15	44	13	28	16	318			362
	2014	24	31	15	11	21	9	44	8	87	6	-	-	256	-19.5%	▼	256
Other	2013	-	-	3	-	1	-	1	-	1	-	-	-	6			6
	2014	2	-	2	2	2	2	4	3	2	3	-	-	22	266.7%	▲	22
Other Criminally Related Matters	2013	4	4	6	-	2	1	-	1	-	1	3	3	19			25
	2014	1	6	2	2	-	2	1	2	2	2	-	-	20	5.3%	▲	20
Probates/Wills and Trusts	2013	-	-	-	1	-	-	-	-	-	-	-	-	1			1
Probates/Wills and Trusts - Level 2	2013	-	1	-	3	-	1	-	1	-	1	-	-	7			7
	2014	-	-	-	1	-	-	-	-	-	-	-	-	1	-85.7%	▼	1
Protective Orders	2013	-	1	-	-	-	-	-	-	-	-	-	-	1			1
Uncontested Divorce	2013	1	2	5	1	2	2	3	2	2	-	1	1	20			22
	2014	4	3	4	2	5	1	2	2	4	1	-	-	28	40.0%	▲	28

Type of Court: Circuit

Locale/Circuit: Powhatan 11

Start/End Date: Jan-13 / Oct-14

Type of Case: Filings

AVG. Month: 122

2013 AVG Month: 123

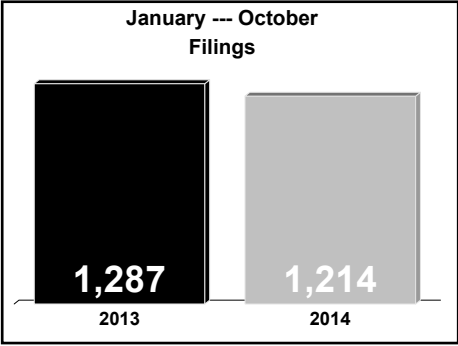
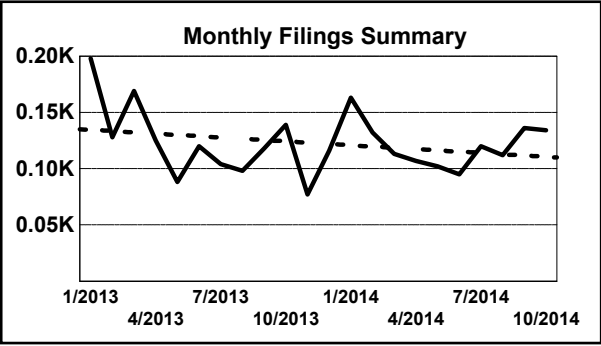
2014 AVG Month: 121

Jan-Oct 2013: 1,287

Jan-Oct 2014: 1,214

Filings Trending: Downward ▼

D
a
s
h
b
o
a
r
d

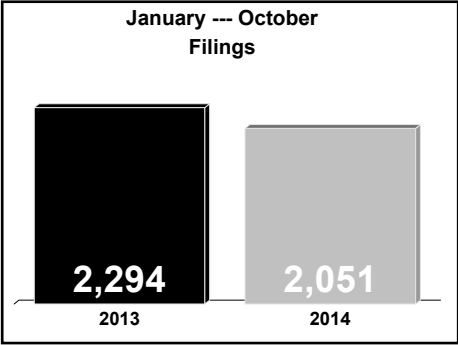
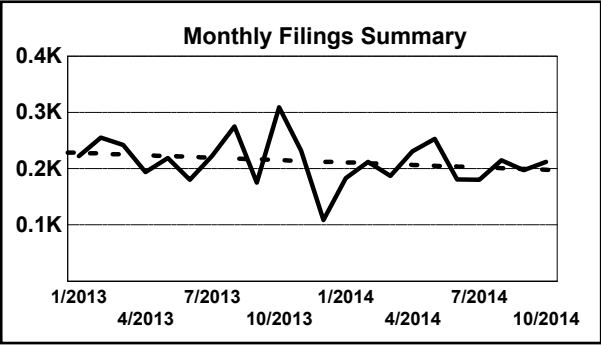


	Jan	Feb	Mar	Apr	May	Jun	Jul	Aug	Sep	Oct	Nov	Dec	Thru Oct	% Change	Trending	Total
2013	198	128	169	125	88	120	104	98	118	139	77	116	1,287			1,480
2014	163	132	113	107	102	95	120	112	136	134	-	-	1,214	-5.7%	▼	1,214

		Jan	Feb	Mar	Apr	May	Jun	Jul	Aug	Sep	Oct	Nov	Dec	Thru Oct	% Change	Trending	Total
Administrative Law	2013	1	1	-	-	-	-	-	-	-	-	-	-	2			2
	2014	1	-	-	-	-	-	-	-	-	-	-	-	1	-50.0%	▼	1
Contested Divorce	2013	4	1	1	3	6	6	4	2	2	5	4	1	34			39
	2014	8	6	6	2	2	4	6	7	2	1	-	-	44	29.4%	▲	44
Domestic and Family - Level 1	2013	-	-	-	-	-	-	1	-	-	-	-	-	1			1
	2014	-	-	-	-	1	-	-	-	-	-	-	-	1	0.0%	↔	1
Domestic and Family - Level 2	2013	-	-	1	-	-	-	-	-	-	1	1	-	2			3
	2014	-	-	-	2	-	-	-	2	1	-	-	-	5	150.0%	▲	5
General Civil - Level 1	2013	-	-	-	-	-	2	1	-	-	-	1	-	3			4
	2014	-	-	2	-	-	-	-	-	1	-	-	-	3	0.0%	↔	3
General Civil - Level 2	2013	3	3	5	6	4	5	8	4	8	8	5	4	54			63
	2014	-	2	4	5	5	2	7	4	4	4	-	-	37	-31.5%	▼	37
General Civil - Level 3	2013	1	1	4	1	2	1	3	-	3	1	2	1	17			20
	2014	2	1	2	1	6	-	1	-	4	-	-	-	17	0.0%	↔	17
Miscellaneous	2013	146	99	126	59	64	52	48	63	72	77	50	70	806			926
	2014	119	92	80	66	49	49	70	63	54	73	-	-	715	-11.3%	▼	715
Misdemeanor	2013	5	-	7	2	2	5	4	6	11	5	2	5	47			54
	2014	5	2	3	5	7	5	6	3	12	5	-	-	53	12.8%	▲	53
Non-Capital Felonies and Related Matters	2013	24	9	19	36	3	37	22	12	17	31	3	27	210			240
	2014	14	17	7	15	17	27	16	20	35	41	-	-	209	-0.5%	▼	209
Other	2013	4	-	1	3	-	4	-	1	-	2	1	1	15			17
	2014	1	1	3	1	3	2	8	3	4	4	-	-	30	100.0%	▲	30
Other Criminally Related Matters	2013	3	2	1	1	3	3	5	3	1	2	2	-	24			26
	2014	4	2	1	-	3	-	1	3	10	1	-	-	25	4.2%	▲	25
Probates/Wills and Trusts	2013	-	2	-	-	-	-	-	-	-	-	-	-	2			2
Probates/Wills and Trusts - Level 2	2013	2	-	-	-	-	-	2	1	-	1	1	-	6			7
	2014	-	1	-	2	-	-	-	1	-	-	-	-	4	-33.3%	▼	4
Uncontested Divorce	2013	5	10	4	14	4	5	6	6	4	6	5	7	64			76
	2014	9	8	5	8	9	6	5	6	9	5	-	-	70	9.4%	▲	70

Type of Court: Circuit
Locale/Circuit: Petersburg 11
Start/End Date: Jan-13 / Oct-14
Type of Case: Filings
AVG. Month: 213
2013 AVG Month: 220
2014 AVG Month: 205
Jan-Oct 2013: 2,294
Jan-Oct 2014: 2,051
Filings Trending: Downward ▼

D
a
s
h
b
o
a
r
d



	Jan	Feb	Mar	Apr	May	Jun	Jul	Aug	Sep	Oct	Nov	Dec	Thru Oct	% Change	Trending	Total
2013	222	255	242	194	219	180	223	275	175	309	232	109	2,294			2,635
2014	183	212	187	231	253	181	180	215	197	212	-	-	2,051	-10.6%	▼	2,051

		Jan	Feb	Mar	Apr	May	Jun	Jul	Aug	Sep	Oct	Nov	Dec	Thru Oct	% Change	Trending	Total
Administrative Law	2013	-	1	2	1	-	1	-	-	2	-	1	-	7			8
	2014	-	-	-	-	-	1	-	1	2	-	-	-	4	-42.9%	▼	4
Capital Murder	2014	-	-	-	2	-	-	-	-	-	-	-	-	2			2
Contested Divorce	2013	2	4	5	4	3	2	3	1	2	3	2	1	29			32
	2014	1	2	6	6	2	5	1	2	5	3	-	-	33	13.8%	▲	33
Domestic and Family - Level 1	2013	5	3	6	1	11	1	4	13	5	9	4	3	58			65
	2014	3	3	4	3	2	2	-	-	-	-	-	-	17	-70.7%	▼	17
Domestic and Family - Level 2	2013	1	-	1	1	-	1	4	3	2	1	2	-	14			16
	2014	4	3	-	2	2	-	1	1	-	6	-	-	19	35.7%	▲	19
General Civil - Level 1	2013	2	1	1	-	-	-	-	1	1	1	1	-	7			8
	2014	1	-	-	1	2	-	-	-	-	-	-	-	4	-42.9%	▼	4
General Civil - Level 2	2013	9	8	12	8	7	9	11	16	9	13	10	5	102			117
	2014	11	8	9	11	9	6	8	9	10	9	-	-	90	-11.8%	▼	90
General Civil - Level 3	2013	6	21	7	9	6	7	9	8	9	7	16	12	89			117
	2014	4	11	8	7	6	7	4	7	3	11	-	-	68	-23.6%	▼	68
Miscellaneous	2013	44	51	40	42	52	49	25	35	25	40	34	26	403			463
	2014	39	50	41	39	35	33	46	43	48	38	-	-	412	2.2%	▲	412
Misdemeanor	2013	19	24	20	27	25	31	23	37	33	17	21	17	256			294
	2014	27	22	13	18	48	37	14	28	30	18	-	-	255	-0.4%	▼	255
Non-Capital Felonies and Related Matters	2013	117	88	109	74	92	57	116	124	75	173	96	32	1,025			1,153
	2014	72	96	99	114	117	71	79	100	58	74	-	-	880	-14.1%	▼	880
Other	2013	-	-	-	-	1	1	4	-	1	2	1	1	9			11
	2014	-	-	-	1	1	7	5	2	7	14	-	-	37	311.1%	▲	37
Other Criminally Related Matters	2013	11	47	27	17	16	16	15	30	8	34	32	10	221			263
	2014	14	8	2	19	17	7	11	15	27	28	-	-	148	-33.0%	▼	148
Probates/Wills and Trusts	2014	-	-	-	-	-	-	-	1	-	-	-	-	1			1
Probates/Wills and Trusts - Level 2	2013	1	1	1	2	-	1	1	1	-	1	1	-	9			10
	2014	2	2	2	-	1	2	3	-	2	1	-	-	15	66.7%	▲	15
Uncontested Divorce	2013	5	6	11	8	6	4	8	6	3	8	11	2	65			78
	2014	5	7	3	8	11	3	8	6	5	10	-	-	66	1.5%	▲	66

Type of Court: Circuit

Locale/Circuit: Chesterfield 12

Start/End Date: Jan-13 / Oct-14

Type of Case: Filings

AVG. Month: 1,291

2013 AVG Month: 1,329

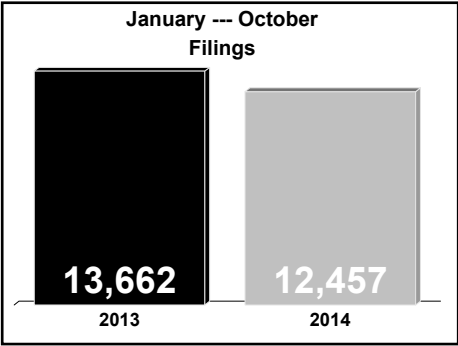
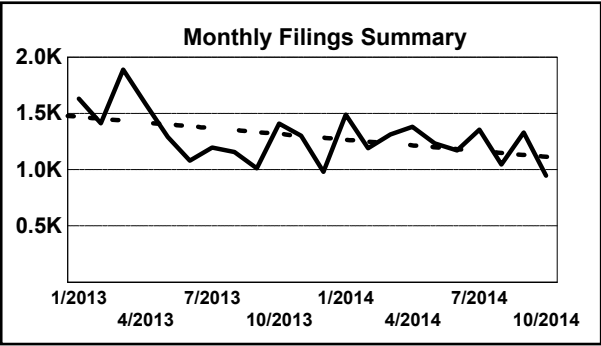
2014 AVG Month: 1,246

Jan-Oct 2013: 13,662

Jan-Oct 2014: 12,457

Filings Trending: Downward ▼

D
a
s
h
b
o
a
r
d



	Jan	Feb	Mar	Apr	May	Jun	Jul	Aug	Sep	Oct	Nov	Dec	Thru Oct	% Change	Trending	Total
2013	1,630	1,413	1,890	1,586	1,290	1,079	1,196	1,158	1,011	1,409	1,302	981	13,662			15,945
2014	1,489	1,190	1,313	1,381	1,234	1,170	1,356	1,046	1,330	948	-	-	12,457	-8.8%	▼	12,457

		Jan	Feb	Mar	Apr	May	Jun	Jul	Aug	Sep	Oct	Nov	Dec	Thru Oct	% Change	Trending	Total
Administrative Law	2013	1	2	1	-	2	2	1	4	-	1	1	-	14			15
	2014	2	-	3	1	1	-	2	4	1	-	-	-	14	0.0%	↔	14
Capital Murder	2014	-	-	-	1	-	-	-	-	-	-	-	-	1			1
Contested Divorce	2013	24	24	28	36	41	34	41	24	39	30	27	29	321			377
	2014	19	37	33	57	29	30	31	36	28	43	-	-	343	6.9%	▲	343
Domestic and Family - Level 1	2013	16	17	40	40	28	23	22	41	22	19	49	39	268			356
	2014	29	25	29	38	17	23	22	24	13	26	-	-	246	-8.2%	▼	246
Domestic and Family - Level 2	2013	5	8	7	8	13	5	7	4	5	4	3	3	66			72
	2014	8	10	11	10	5	6	5	7	7	6	-	-	75	13.6%	▲	75
General Civil - Level 1	2013	3	1	1	3	4	3	1	-	2	-	5	2	18			25
	2014	-	-	1	-	1	1	1	2	1	-	-	-	7	-61.1%	▼	7
General Civil - Level 2	2013	50	38	50	49	50	54	61	77	53	57	70	73	539			682
	2014	62	45	51	61	69	55	58	45	53	64	-	-	563	4.5%	▲	563
General Civil - Level 3	2013	19	15	13	29	33	28	17	23	24	14	21	21	215			257
	2014	35	21	20	15	12	25	29	12	7	11	-	-	187	-13.0%	▼	187
Miscellaneous	2013	985	726	1,063	845	451	329	430	374	261	566	493	352	6,030			6,875
	2014	580	458	456	563	467	382	385	328	477	205	-	-	4,301	-28.7%	▼	4,301
Misdemeanor	2013	132	167	188	122	146	157	145	155	95	244	172	94	1,551			1,817
	2014	223	127	173	152	106	126	203	150	205	112	-	-	1,577	1.7%	▲	1,577
Non-Capital Felonies and Related Matters	2013	279	270	347	309	389	294	321	305	376	317	353	237	3,207			3,797
	2014	354	296	350	330	355	341	420	275	363	308	-	-	3,392	5.8%	▲	3,392
Other	2013	26	28	30	35	25	31	29	27	22	29	20	35	282			337
	2014	46	31	35	29	47	65	57	56	68	59	-	-	493	74.8%	▲	493
Other Criminally Related Matters	2013	15	34	33	28	30	30	34	42	24	44	22	26	314			362
	2014	40	37	46	35	36	34	61	35	42	40	-	-	406	29.3%	▲	406
Probates/Wills and Trusts - Level 1	2013	1	-	1	2	-	-	2	1	3	1	1	1	11			13
	2014	2	1	2	2	-	-	3	-	-	1	-	-	11	0.0%	↔	11
Probates/Wills and Trusts - Level 2	2013	4	10	7	8	7	10	4	3	8	7	6	2	68			76
	2014	9	8	11	5	11	2	5	5	3	7	-	-	66	-2.9%	▼	66
Protective Orders	2013	-	-	-	-	-	-	-	-	-	3	-	1	3			4
	2014	-	-	-	-	-	2	2	2	4	-	-	-	10	233.3%	▲	10
Uncontested Divorce	2013	70	73	81	72	71	79	81	78	77	73	59	66	755			880
	2014	80	94	92	82	78	78	72	65	58	66	-	-	765	1.3%	▲	765

Type of Court: Circuit

Locale/Circuit: Colonial Heights 12

Start/End Date: Jan-13 / Oct-14

Type of Case: Filings

AVG. Month: 167

2013 AVG Month: 175

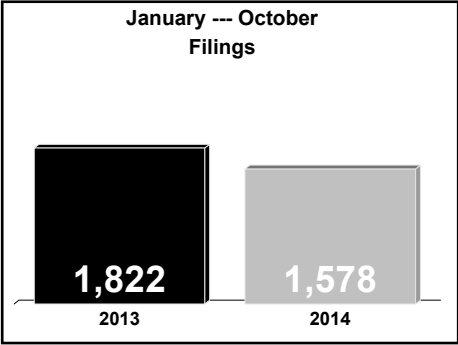
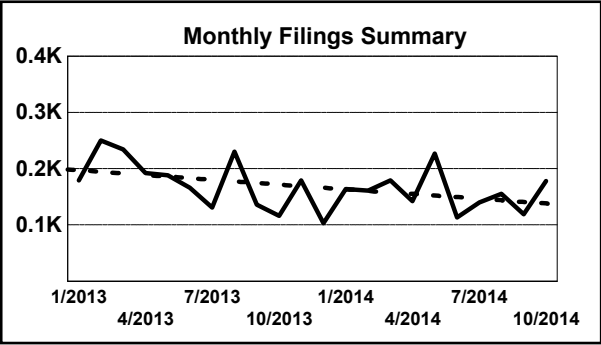
2014 AVG Month: 158

Jan-Oct 2013: 1,822

Jan-Oct 2014: 1,578

Filings Trending: Downward ▼

D
a
s
h
b
o
a
r
d



	Jan	Feb	Mar	Apr	May	Jun	Jul	Aug	Sep	Oct	Nov	Dec	Thru Oct	% Change	Trending	Total
2013	179	250	234	192	188	166	131	230	136	116	179	103	1,822			2,104
2014	164	161	179	142	227	113	140	155	119	178	-	-	1,578	-13.4%	▼	1,578

		Jan	Feb	Mar	Apr	May	Jun	Jul	Aug	Sep	Oct	Nov	Dec	Thru Oct	% Change	Trending	Total
Administrative Law	2013	-	1	-	-	-	-	1	-	-	-	-	-	2			2
	2014	-	-	-	1	1	-	-	-	-	1	-	-	3	50.0%	▲	3
Contested Divorce	2013	2	1	5	3	2	2	2	2	2	-	2	1	21			24
	2014	1	7	4	3	3	4	2	1	3	-	-	-	28	33.3%	▲	28
Domestic and Family - Level 1	2013	2	1	2	1	4	-	1	-	3	2	1	2	16			19
	2014	1	3	1	2	2	1	-	1	1	3	-	-	15	-6.3%	▼	15
Domestic and Family - Level 2	2013	-	1	1	-	-	-	-	1	-	1	1	1	4			6
	2014	2	1	-	1	1	-	-	-	-	-	-	-	5	25.0%	▲	5
General Civil - Level 1	2014	-	2	-	-	-	-	-	-	-	-	-	-	2			2
General Civil - Level 2	2013	2	2	5	4	6	3	2	5	4	3	5	1	36			42
	2014	1	3	3	-	5	1	5	1	5	4	-	-	28	-22.2%	▼	28
General Civil - Level 3	2013	2	2	4	-	5	1	6	-	1	-	-	1	21			22
	2014	1	-	2	1	-	1	2	-	-	3	-	-	10	-52.4%	▼	10
Miscellaneous	2013	82	45	54	58	22	29	28	40	20	28	23	36	406			465
	2014	41	31	36	26	27	23	34	28	17	28	-	-	291	-28.3%	▼	291
Misdemeanor	2013	22	54	67	44	58	53	34	48	26	34	34	28	440			502
	2014	27	28	37	29	40	24	17	21	21	65	-	-	309	-29.8%	▼	309
Non-Capital Felonies and Related Matters	2013	41	112	54	58	50	58	37	108	51	28	91	20	597			708
	2014	69	66	64	43	119	42	61	82	45	50	-	-	641	7.4%	▲	641
Other	2013	8	13	14	9	13	9	9	7	17	8	7	6	107			120
	2014	9	13	9	12	11	9	6	4	15	9	-	-	97	-9.3%	▼	97
Other Criminally Related Matters	2013	6	10	21	9	15	6	8	13	9	9	13	5	106			124
	2014	5	2	12	13	11	5	5	10	7	8	-	-	78	-26.4%	▼	78
Probates/Wills and Trusts - Level 1	2013	1	-	-	-	1	-	-	-	-	1	-	-	3			3
	2014	1	-	-	-	-	-	-	1	-	1	-	-	3	0.0%	↔	3
Probates/Wills and Trusts - Level 2	2013	1	1	2	-	1	1	-	1	-	1	-	-	8			8
	2014	-	-	1	2	-	-	-	-	-	1	-	-	4	-50.0%	▼	4
Protective Orders	2013	2	-	-	1	1	-	-	1	-	-	-	-	5			5
	2014	-	-	1	-	-	-	-	1	-	-	-	-	2	-60.0%	▼	2
Uncontested Divorce	2013	8	7	5	5	10	4	3	4	3	1	2	2	50			54
	2014	6	5	9	9	7	3	8	5	5	5	-	-	62	24.0%	▲	62

Type of Court: Circuit

Locale/Circuit: Richmond 13

Start/End Date: Jan-13 / Oct-14

Type of Case: Filings

AVG. Month: 1,268

2013 AVG Month: 1,259

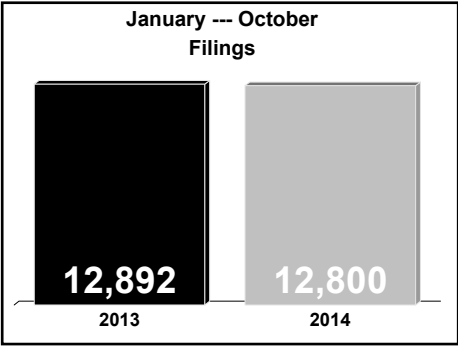
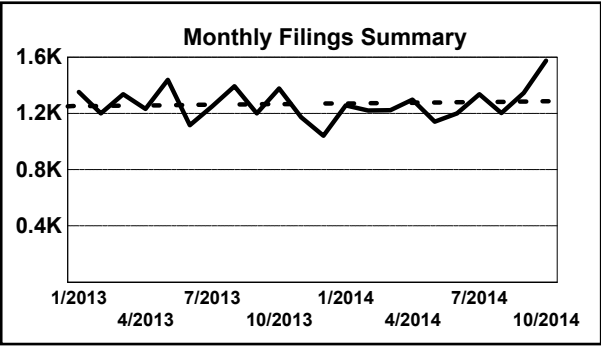
2014 AVG Month: 1,280

Jan-Oct 2013: 12,892

Jan-Oct 2014: 12,800

Filings Trending: Steady ↔

D
a
s
h
b
o
a
r
d



	Jan	Feb	Mar	Apr	May	Jun	Jul	Aug	Sep	Oct	Nov	Dec	Thru Oct	% Change	Trending	Total
2013	1,353	1,199	1,336	1,231	1,439	1,115	1,249	1,393	1,201	1,376	1,172	1,041	12,892			15,105
2014	1,257	1,220	1,222	1,298	1,142	1,201	1,337	1,203	1,346	1,574	-	-	12,800	-0.7%	▼	12,800

		Jan	Feb	Mar	Apr	May	Jun	Jul	Aug	Sep	Oct	Nov	Dec	Thru Oct	% Change	Trending	Total
Administrative Law	2013	3	2	1	1	3	2	1	1	4	6	3	1	24			28
	2014	4	2	4	2	1	5	3	2	1	5	-	-	29	20.8%	▲	29
Capital Murder	2013	-	-	-	-	-	-	1	1	-	-	-	-	2			2
	2014	1	-	-	-	-	3	-	1	-	-	-	-	5	150.0%	▲	5
Contested Divorce	2013	5	18	15	18	19	20	12	19	13	11	17	13	150			180
	2014	17	26	27	16	21	13	22	17	14	21	-	-	194	29.3%	▲	194
Domestic and Family - Level 1	2013	13	40	17	19	9	27	10	15	12	13	11	7	175			193
	2014	11	11	10	6	31	17	16	14	28	7	-	-	151	-13.7%	▼	151
Domestic and Family - Level 2	2013	7	8	8	4	5	3	7	7	7	5	3	9	61			73
	2014	4	8	11	14	11	14	6	14	10	14	-	-	106	73.8%	▲	106
General Civil - Level 1	2013	9	7	7	8	16	13	6	7	6	4	3	6	83			92
	2014	6	9	5	4	5	5	14	3	10	7	-	-	68	-18.1%	▼	68
General Civil - Level 2	2013	120	124	105	105	115	126	91	93	127	108	107	90	1,114			1,311
	2014	122	100	92	96	99	114	100	108	107	119	-	-	1,057	-5.1%	▼	1,057
General Civil - Level 3	2013	39	24	38	29	34	24	32	36	47	49	40	43	352			435
	2014	43	47	29	40	34	20	28	28	40	35	-	-	344	-2.3%	▼	344
Miscellaneous	2013	273	278	258	242	220	196	271	338	260	239	180	235	2,575			2,990
	2014	263	267	281	258	198	243	255	252	260	283	-	-	2,560	-0.6%	▼	2,560
Misdemeanor	2013	116	77	130	85	148	83	91	79	78	107	101	106	994			1,201
	2014	101	113	94	120	124	121	103	110	136	143	-	-	1,165	17.2%	▲	1,165
Non-Capital Felonies and Related Matters	2013	534	399	479	460	574	396	468	552	394	560	499	318	4,816			5,633
	2014	433	394	462	462	372	421	502	352	457	555	-	-	4,410	-8.4%	▼	4,410
Other	2013	166	153	178	200	175	156	186	158	177	185	154	139	1,734			2,027
	2014	161	134	145	175	153	163	209	200	217	259	-	-	1,816	4.7%	▲	1,816
Other Criminally Related Matters	2013	18	21	49	9	83	32	31	48	37	47	26	45	375			446
	2014	53	48	10	56	40	25	38	55	28	82	-	-	435	16.0%	▲	435
Probates/Wills and Trusts - Level 1	2013	-	-	-	-	1	-	-	-	-	-	-	-	1			1
	2014	-	-	1	-	1	-	1	-	1	-	-	-	4	300.0%	▲	4
Probates/Wills and Trusts - Level 2	2013	14	7	6	9	5	8	13	4	12	6	7	6	84			97
	2014	13	15	4	8	10	10	9	8	8	11	-	-	96	14.3%	▲	96
Uncontested Divorce	2013	36	41	45	42	32	29	29	35	27	36	21	23	352			396
	2014	25	46	47	41	42	27	31	39	29	33	-	-	360	2.3%	▲	360

Type of Court: Circuit

Locale/Circuit: Henrico 14

Start/End Date: Jan-13 / Oct-14

Type of Case: Filings

AVG. Month: 1,043

2013 AVG Month: 1,070

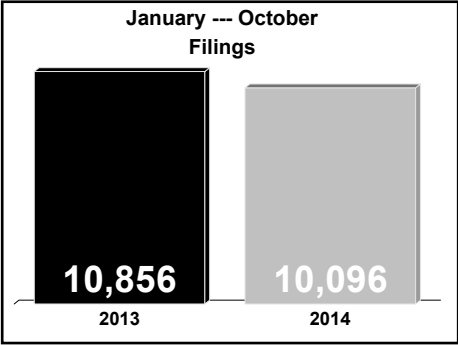
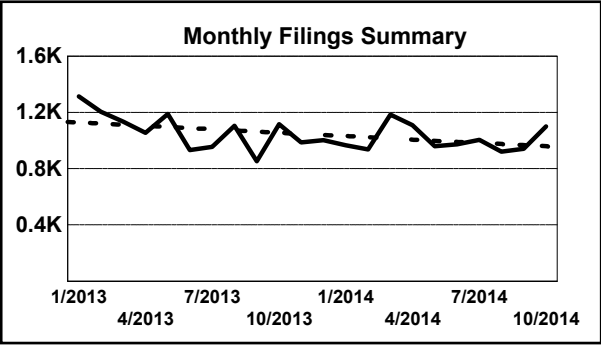
2014 AVG Month: 1,010

Jan-Oct 2013: 10,856

Jan-Oct 2014: 10,096

Filings Trending: Downward ▼

D
a
s
h
b
o
a
r
d

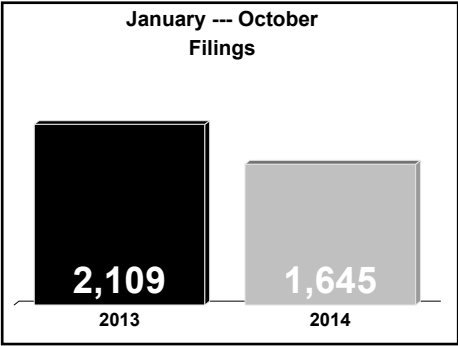
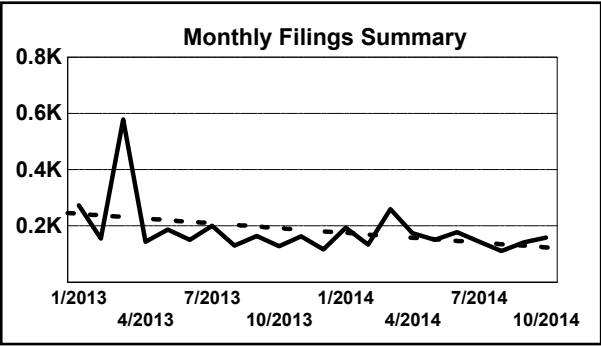


	Jan	Feb	Mar	Apr	May	Jun	Jul	Aug	Sep	Oct	Nov	Dec	Thru Oct	% Change	Trending	Total
2013	1,314	1,205	1,133	1,054	1,189	932	955	1,105	852	1,117	986	1,003	10,856			12,845
2014	966	937	1,184	1,109	960	973	1,005	920	941	1,101	-	-	10,096	-7.0%	▼	10,096

		Jan	Feb	Mar	Apr	May	Jun	Jul	Aug	Sep	Oct	Nov	Dec	Thru Oct	% Change	Trending	Total
Administrative Law	2013	-	-	-	-	2	2	-	-	-	2	2	1	6			9
	2014	-	3	1	4	1	4	-	-	-	-	-	-	13	116.7%	▲	13
Contested Divorce	2013	20	24	43	25	31	34	39	35	21	32	25	20	304			349
	2014	28	22	46	38	25	27	29	31	25	25	-	-	296	-2.6%	▼	296
Domestic and Family - Level 1	2013	12	19	25	20	19	18	1	26	20	26	19	16	186			221
	2014	22	19	23	9	19	12	4	26	3	25	-	-	162	-12.9%	▼	162
Domestic and Family - Level 2	2013	6	2	5	3	8	6	9	12	12	13	9	12	76			97
	2014	11	8	16	14	9	10	12	7	9	10	-	-	106	39.5%	▲	106
General Civil - Level 1	2013	1	-	3	3	3	3	6	2	4	4	3	2	29			34
	2014	-	-	3	3	2	1	3	1	3	2	-	-	18	-37.9%	▼	18
General Civil - Level 2	2013	78	53	67	58	69	58	42	53	52	84	152	109	614			875
	2014	37	51	65	105	88	70	56	49	53	64	-	-	638	3.9%	▲	638
General Civil - Level 3	2013	24	16	20	18	26	23	26	27	27	23	16	16	230			262
	2014	15	19	15	20	24	15	12	17	18	14	-	-	169	-26.5%	▼	169
Miscellaneous	2013	623	519	503	396	334	228	285	296	250	321	295	350	3,755			4,400
	2014	362	356	356	344	248	282	297	282	268	325	-	-	3,120	-16.9%	▼	3,120
Misdemeanor	2013	116	133	105	101	137	109	146	110	109	109	94	121	1,175			1,390
	2014	72	116	96	130	116	134	120	106	139	117	-	-	1,146	-2.5%	▼	1,146
Non-Capital Felonies and Related Matters	2013	302	302	213	293	390	321	250	401	248	371	246	241	3,091			3,578
	2014	297	194	393	290	287	282	291	224	247	344	-	-	2,849	-7.8%	▼	2,849
Other	2013	32	35	23	18	30	23	24	21	22	32	23	23	260			306
	2014	33	53	35	41	34	51	55	72	51	58	-	-	483	85.8%	▲	483
Other Criminally Related Matters	2013	39	34	37	41	43	27	45	40	25	37	29	38	368			435
	2014	26	24	47	35	42	27	51	37	48	41	-	-	378	2.7%	▲	378
Probates/Wills and Trusts - Level 1	2013	1	-	2	1	-	-	-	-	1	-	-	-	5			5
	2014	-	-	1	1	-	-	-	2	1	2	-	-	7	40.0%	▲	7
Probates/Wills and Trusts - Level 2	2013	8	7	9	4	16	6	9	7	4	3	6	7	73			86
	2014	5	7	7	3	4	11	7	8	9	11	-	-	72	-1.4%	▼	72
Protective Orders	2013	1	3	2	3	4	5	8	2	-	-	-	-	28			28
Uncontested Divorce	2013	51	58	76	70	77	69	65	73	57	60	67	47	656			770
	2014	58	65	80	72	61	47	68	58	67	63	-	-	639	-2.6%	▼	639

Type of Court: Circuit
Locale/Circuit: Caroline 15
Start/End Date: Jan-13 / Oct-14
Type of Case: Filings
AVG. Month: 183
2013 AVG Month: 199
2014 AVG Month: 165
Jan-Oct 2013: 2,109
Jan-Oct 2014: 1,645
Filings Trending: Downward ▼

D
a
s
h
b
o
a
r
d

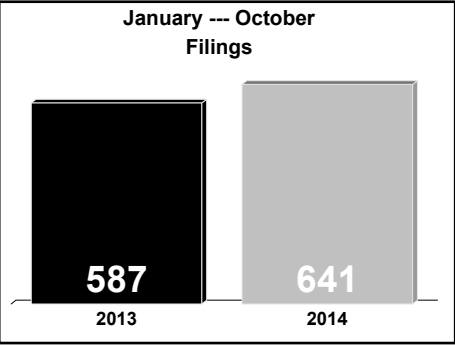
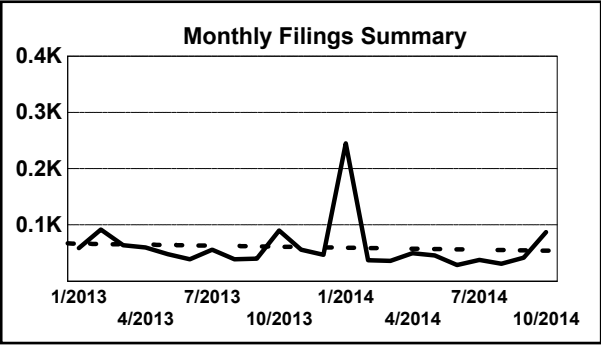


	Jan	Feb	Mar	Apr	May	Jun	Jul	Aug	Sep	Oct	Nov	Dec	Thru Oct	% Change	Trending	Total
2013	273	155	578	144	187	150	200	130	164	128	163	117	2,109			2,389
2014	194	134	259	174	151	178	144	111	142	158	-	-	1,645	-22.0%	▼	1,645

		Jan	Feb	Mar	Apr	May	Jun	Jul	Aug	Sep	Oct	Nov	Dec	Thru Oct	% Change	Trending	Total
Administrative Law	2013	-	-	-	-	-	-	1	-	1	-	-	-	2			2
	2014	-	-	-	-	-	-	-	-	1	-	-	-	1	-50.0%	▼	1
Contested Divorce	2013	1	2	1	-	3	2	9	1	-	1	2	2	20			24
	2014	2	3	3	2	1	1	4	1	1	4	-	-	22	10.0%	▲	22
Domestic and Family - Level 1	2013	1	4	4	4	1	2	3	2	2	1	3	2	24			29
	2014	2	4	2	7	4	4	7	3	1	-	-	-	34	41.7%	▲	34
Domestic and Family - Level 2	2013	2	-	-	-	1	1	2	-	1	-	-	-	7			7
	2014	-	1	1	-	2	-	1	-	-	1	-	-	6	-14.3%	▼	6
General Civil - Level 1	2013	-	-	-	-	1	-	-	-	-	-	-	-	1			1
General Civil - Level 2	2013	6	7	2	5	9	5	10	10	9	6	10	5	69			84
	2014	5	4	10	3	6	2	9	10	4	4	-	-	57	-17.4%	▼	57
General Civil - Level 3	2013	4	7	4	3	-	4	2	1	2	1	-	3	28			31
	2014	-	1	7	4	1	3	2	3	2	-	-	-	23	-17.9%	▼	23
Miscellaneous	2013	125	81	88	56	57	48	40	44	54	41	50	54	634			738
	2014	55	54	72	56	37	47	32	40	36	55	-	-	484	-23.7%	▼	484
Misdemeanor	2013	17	8	23	11	34	11	13	10	11	13	24	9	151			184
	2014	24	4	32	19	16	18	17	13	10	22	-	-	175	15.9%	▲	175
Non-Capital Felonies and Related Matters	2013	96	34	440	49	68	61	90	27	48	40	59	25	953			1,037
	2014	91	40	108	62	58	74	49	14	57	45	-	-	598	-37.3%	▼	598
Other	2013	10	4	3	8	7	10	14	26	27	12	9	8	121			138
	2014	9	16	11	8	20	19	14	14	19	14	-	-	144	19.0%	▲	144
Other Criminally Related Matters	2013	6	4	4	1	4	2	10	4	7	9	4	3	51			58
	2014	4	1	4	8	4	4	4	5	7	7	-	-	48	-5.9%	▼	48
Probates/Wills and Trusts - Level 2	2013	-	2	2	4	-	1	2	1	1	1	-	-	14			14
	2014	-	1	1	1	-	1	1	5	2	2	-	-	14	0.0%	↔	14
Uncontested Divorce	2013	5	2	7	3	2	3	4	4	1	3	2	6	34			42
	2014	2	5	8	4	2	5	4	3	2	4	-	-	39	14.7%	▲	39

Type of Court: Circuit
Locale/Circuit: Essex 15
Start/End Date: Jan-13 / Oct-14
Type of Case: Filings
AVG. Month: 61
2013 AVG Month: 58
2014 AVG Month: 64
Jan-Oct 2013: 587
Jan-Oct 2014: 641
Filings Trending: Upward ▲

D
a
s
h
b
o
a
r
d



	Jan	Feb	Mar	Apr	May	Jun	Jul	Aug	Sep	Oct	Nov	Dec	Thru Oct	% Change	Trending	Total
2013	59	92	64	60	48	39	56	39	40	90	56	47	587			690
2014	245	37	36	50	46	29	38	31	42	87	-	-	641	9.2%	▲	641

		Jan	Feb	Mar	Apr	May	Jun	Jul	Aug	Sep	Oct	Nov	Dec	Thru Oct	% Change	Trending	Total
Contested Divorce	2013	-	-	4	2	4	1	1	2	1	-	1	-	15			16
	2014	-	1	1	2	1	1	-	-	2	-	-	-	8	-46.7%	▼	8
Domestic and Family - Level 1	2013	-	-	1	-	1	-	1	-	2	-	-	-	5			5
	2014	-	-	-	1	5	-	-	2	-	-	-	-	8	60.0%	▲	8
Domestic and Family - Level 2	2013	-	-	1	-	1	-	-	-	1	-	-	-	3			3
	2014	-	-	1	-	1	-	-	-	-	-	-	-	2	-33.3%	▼	2
General Civil - Level 1	2014	-	-	1	-	-	-	-	-	-	-	-	-	1			1
General Civil - Level 2	2013	1	2	3	4	2	3	2	-	-	3	-	2	20			22
	2014	1	2	3	2	2	1	-	1	1	2	-	-	15	-25.0%	▼	15
General Civil - Level 3	2013	3	1	1	7	-	-	-	-	-	-	1	-	12			13
	2014	1	4	-	-	-	-	-	1	-	1	-	-	7	-41.7%	▼	7
Miscellaneous	2013	40	26	36	10	21	21	17	24	22	19	20	20	236			276
	2014	24	19	15	19	21	11	14	9	18	16	-	-	166	-29.7%	▼	166
Misdemeanor	2013	5	10	3	10	5	2	7	6	3	8	-	4	59			63
	2014	1	3	3	-	-	2	4	2	1	10	-	-	26	-55.9%	▼	26
Non-Capital Felonies and Related Matters	2013	6	43	10	18	6	7	22	3	8	58	30	16	181			227
	2014	218	2	-	24	4	7	12	10	12	51	-	-	340	87.8%	▲	340
Other	2013	-	1	-	-	-	1	1	-	-	-	-	-	3			3
	2014	-	-	-	-	-	-	-	1	2	5	-	-	8	166.7%	▲	8
Other Criminally Related Matters	2013	2	6	2	6	3	1	2	4	1	2	3	2	29			34
	2014	-	3	5	1	9	2	3	2	4	2	-	-	31	6.9%	▲	31
Probates/Wills and Trusts - Level 1	2013	-	2	-	-	-	-	-	-	-	-	-	1	2			3
	2014	-	-	1	-	-	-	-	-	-	-	-	-	1	-50.0%	▼	1
Probates/Wills and Trusts - Level 2	2013	-	-	-	-	-	1	-	-	-	-	-	-	1			1
	2014	-	-	-	-	1	-	-	1	-	-	-	-	2	100.0%	▲	2
Uncontested Divorce	2013	2	1	3	3	5	2	3	-	2	-	1	2	21			24
	2014	-	3	6	1	2	5	5	2	2	-	-	-	26	23.8%	▲	26

Type of Court: Circuit

Locale/Circuit: Hanover 15

Start/End Date: Jan-13 / Oct-14

Type of Case: Filings

AVG. Month: 521

2013 AVG Month: 549

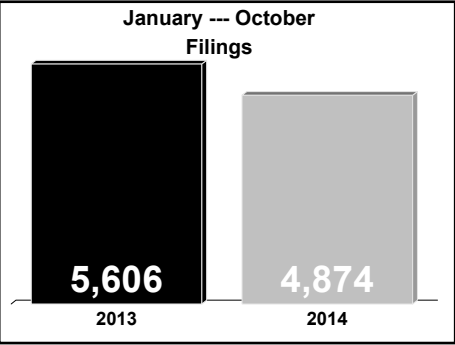
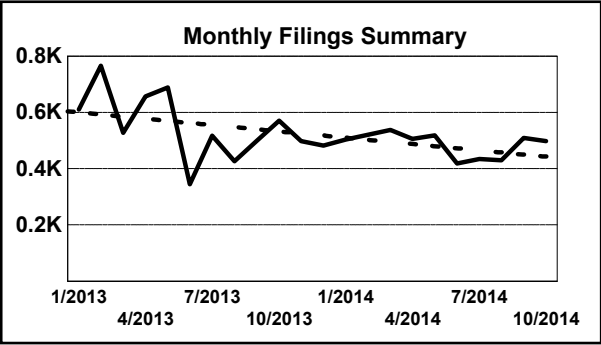
2014 AVG Month: 487

Jan-Oct 2013: 5,606

Jan-Oct 2014: 4,874

Filings Trending: Downward ▼

D
a
s
h
b
o
a
r
d



	Jan	Feb	Mar	Apr	May	Jun	Jul	Aug	Sep	Oct	Nov	Dec	Thru Oct	% Change	Trending	Total
2013	610	766	527	657	689	345	517	426	499	570	498	482	5,606			6,586
2014	504	520	537	506	518	418	434	430	509	498	-	-	4,874	-13.1%	▼	4,874

		Jan	Feb	Mar	Apr	May	Jun	Jul	Aug	Sep	Oct	Nov	Dec	Thru Oct	% Change	Trending	Total
Administrative Law	2013	-	-	-	-	-	-	1	1	-	1	-	-	3			3
	2014	-	-	1	-	1	-	-	2	6	1	-	-	11	266.7%	▲	11
Capital Murder	2014	-	-	-	-	-	-	-	-	1	-	-	-	1			1
Contested Divorce	2013	30	32	36	28	24	17	21	22	19	17	15	10	246			271
	2014	8	26	28	26	15	11	16	21	20	30	-	-	201	-18.3%	▼	201
Domestic and Family - Level 1	2013	8	8	10	6	13	7	10	9	11	10	6	12	92			110
	2014	7	8	16	12	8	4	4	6	6	4	-	-	75	-18.5%	▼	75
Domestic and Family - Level 2	2013	1	4	1	3	3	8	4	1	3	6	8	9	34			51
	2014	2	1	3	2	5	3	2	3	4	4	-	-	29	-14.7%	▼	29
General Civil - Level 1	2013	-	-	1	-	1	-	-	-	-	-	-	1	2			3
	2014	-	-	-	-	-	-	-	-	-	1	-	-	1	-50.0%	▼	1
General Civil - Level 2	2013	9	9	11	11	14	15	12	13	12	13	38	22	119			179
	2014	8	14	15	22	26	16	15	17	16	20	-	-	169	42.0%	▲	169
General Civil - Level 3	2013	6	13	11	9	7	1	6	7	12	14	8	10	86			104
	2014	8	5	12	7	5	6	2	4	6	3	-	-	58	-32.6%	▼	58
Miscellaneous	2013	323	377	218	278	355	90	212	122	195	192	178	205	2,362			2,745
	2014	228	172	176	175	119	134	121	129	157	162	-	-	1,573	-33.4%	▼	1,573
Misdemeanor	2013	89	55	67	102	75	42	70	77	54	98	88	67	729			884
	2014	58	69	73	64	72	57	56	72	76	76	-	-	673	-7.7%	▼	673
Non-Capital Felonies and Related Matters	2013	73	167	79	99	115	97	100	101	114	144	96	93	1,089			1,278
	2014	119	135	118	116	181	122	130	100	130	120	-	-	1,271	16.7%	▲	1,271
Other	2013	14	14	16	18	10	8	16	16	8	12	10	12	132			154
	2014	15	12	17	9	15	15	23	18	17	23	-	-	164	24.2%	▲	164
Other Criminally Related Matters	2013	15	9	17	35	17	13	18	7	12	15	16	11	158			185
	2014	9	15	22	18	13	8	14	16	14	13	-	-	142	-10.1%	▼	142
Probates/Wills and Trusts - Level 1	2013	-	-	-	-	-	-	-	1	1	-	-	-	2			2
	2014	1	-	-	1	-	-	1	-	1	1	-	-	5	150.0%	▲	5
Probates/Wills and Trusts - Level 2	2013	1	4	1	-	2	2	1	3	4	6	-	-	24			24
	2014	1	3	-	6	-	1	3	5	1	3	-	-	23	-4.2%	▼	23
Uncontested Divorce	2013	41	74	59	68	53	45	46	46	54	42	35	30	528			593
	2014	40	60	56	48	58	41	47	37	54	37	-	-	478	-9.5%	▼	478

Type of Court: Circuit

Locale/Circuit: King George 15

Start/End Date: Jan-13 / Oct-14

Type of Case: Filings

AVG. Month: 111

2013 AVG Month: 125

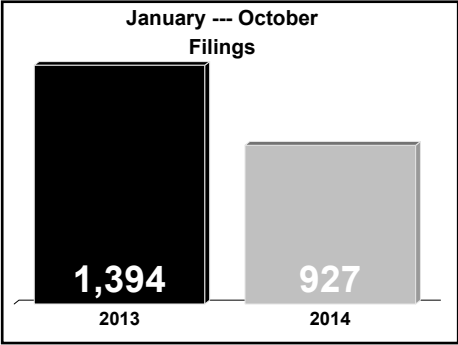
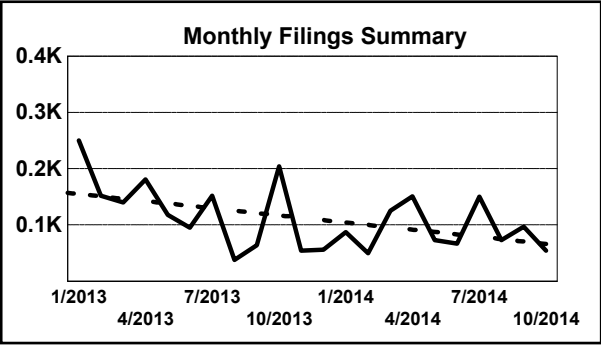
2014 AVG Month: 93

Jan-Oct 2013: 1,394

Jan-Oct 2014: 927

Filings Trending: Downward ▼

D
a
s
h
b
o
a
r
d

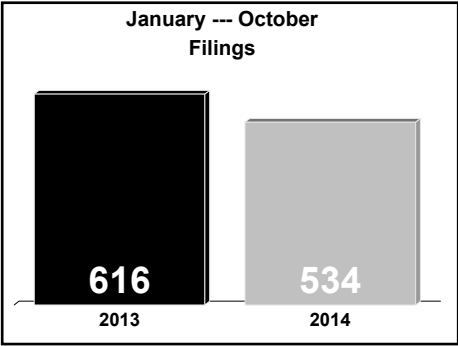
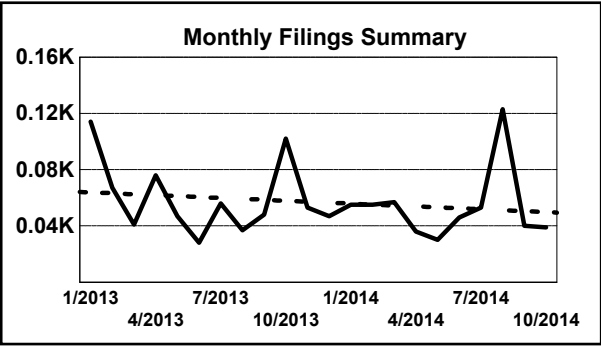


	Jan	Feb	Mar	Apr	May	Jun	Jul	Aug	Sep	Oct	Nov	Dec	Thru Oct	% Change	Trending	Total
2013	250	152	140	181	118	95	152	38	64	204	54	56	1,394			1,504
2014	87	50	125	151	73	67	150	73	97	54	-	-	927	-33.5%	▼	927

		Jan	Feb	Mar	Apr	May	Jun	Jul	Aug	Sep	Oct	Nov	Dec	Thru Oct	% Change	Trending	Total
Administrative Law	2014	-	-	-	-	1	1	-	-	-	-	-	-	2			2
Contested Divorce	2013	1	4	4	3	2	3	3	-	-	1	-	1	21			22
	2014	-	1	4	-	-	2	1	3	-	1	-	-	12	-42.9%	▼	12
Domestic and Family - Level 1	2013	-	11	2	4	3	4	1	3	-	-	2	5	28			35
	2014	1	2	1	2	-	-	-	1	-	1	-	-	8	-71.4%	▼	8
Domestic and Family - Level 2	2013	1	-	3	-	-	1	1	-	1	2	-	-	9			9
	2014	-	1	-	1	2	-	-	2	1	1	-	-	8	-11.1%	▼	8
General Civil - Level 1	2014	-	-	-	-	-	-	1	-	-	-	-	-	1			1
General Civil - Level 2	2013	2	-	4	4	10	8	11	2	4	7	2	4	52			58
	2014	3	1	3	4	3	5	5	7	5	2	-	-	38	-26.9%	▼	38
General Civil - Level 3	2013	-	1	1	1	6	1	4	2	-	-	1	-	16			17
	2014	-	2	2	1	1	1	1	3	4	2	-	-	17	6.3%	▲	17
Miscellaneous	2013	107	93	82	60	58	27	9	4	5	7	6	3	452			461
	2014	4	4	1	4	3	4	11	8	10	4	-	-	53	-88.3%	▼	53
Misdemeanor	2013	49	11	7	33	8	15	56	9	7	46	9	9	241			259
	2014	17	5	29	24	5	5	20	8	29	8	-	-	150	-37.8%	▼	150
Non-Capital Felonies and Related Matters	2013	83	27	33	73	23	25	60	12	44	134	30	28	514			572
	2014	57	27	78	110	52	45	108	34	40	32	-	-	583	13.4%	▲	583
Other	2013	-	-	-	1	-	-	1	-	1	-	-	1	3			4
	2014	-	-	-	-	-	-	-	2	3	-	-	-	5	66.7%	▲	5
Other Criminally Related Matters	2013	1	3	-	-	1	1	2	3	1	1	-	1	13			14
	2014	-	1	2	-	1	1	1	-	-	-	-	-	6	-53.8%	▼	6
Probates/Wills and Trusts	2013	-	-	-	-	-	1	-	-	-	-	-	1	1			2
Probates/Wills and Trusts - Level 2	2013	-	-	-	-	-	2	-	-	-	1	1	-	3			4
	2014	-	1	-	-	-	-	-	-	-	2	-	-	3	0.0%	↔	3
Protective Orders	2014	-	-	-	-	-	-	1	-	-	-	-	-	1			1
Uncontested Divorce	2013	6	2	4	2	7	7	4	3	1	5	3	3	41			47
	2014	5	5	5	5	5	3	1	5	5	1	-	-	40	-2.4%	▼	40

Type of Court: Circuit
Locale/Circuit: Lancaster 15
Start/End Date: Jan-13 / Oct-14
Type of Case: Filings
AVG. Month: 57
2013 AVG Month: 60
2014 AVG Month: 53
Jan-Oct 2013: 616
Jan-Oct 2014: 534
Filings Trending: Downward ▼

D
a
s
h
b
o
a
r
d



	Jan	Feb	Mar	Apr	May	Jun	Jul	Aug	Sep	Oct	Nov	Dec	Thru Oct	% Change	Trending	Total
2013	114	67	41	76	47	28	56	37	48	102	53	47	616			716
2014	55	55	57	36	30	46	53	123	40	39	-	-	534	-13.3%	▼	534

		Jan	Feb	Mar	Apr	May	Jun	Jul	Aug	Sep	Oct	Nov	Dec	Thru Oct	% Change	Trending	Total
Administrative Law	2013	-	-	-	-	-	-	-	-	1	-	-	-	1			1
Contested Divorce	2013	1	-	-	-	-	-	-	-	-	1	2	-	2			4
	2014	1	2	-	-	1	1	1	3	-	1	-	-	10	400.0%	▲	10
Domestic and Family - Level 1	2013	-	1	-	1	1	-	-	-	-	1	-	-	4			4
	2014	-	-	-	1	-	-	-	-	-	-	-	-	1	-75.0%	▼	1
Domestic and Family - Level 2	2013	-	-	-	-	-	-	1	1	2	-	1	-	4			5
	2014	-	-	2	-	-	-	-	-	1	-	-	-	3	-25.0%	▼	3
General Civil - Level 1	2013	1	-	-	-	-	-	1	-	-	-	2	-	2			4
	2014	-	-	-	-	-	-	1	-	1	-	-	-	2	0.0%	↔	2
General Civil - Level 2	2013	1	1	2	4	3	3	-	1	1	-	1	2	16			19
	2014	-	2	4	-	1	1	2	3	2	5	-	-	20	25.0%	▲	20
General Civil - Level 3	2013	1	2	1	1	1	1	2	-	3	-	5	5	12			22
	2014	-	1	1	1	3	-	-	1	2	-	-	-	9	-25.0%	▼	9
Miscellaneous	2013	37	30	19	22	18	15	17	17	16	28	29	25	219			273
	2014	23	22	21	15	16	14	12	13	15	12	-	-	163	-25.6%	▼	163
Misdemeanor	2013	6	6	-	6	5	3	6	6	9	18	3	4	65			72
	2014	5	-	1	4	-	3	5	11	4	1	-	-	34	-47.7%	▼	34
Non-Capital Felonies and Related Matters	2013	59	19	13	34	14	3	20	3	11	49	2	5	225			232
	2014	20	19	18	7	5	19	20	88	9	14	-	-	219	-2.7%	▼	219
Other	2013	3	4	2	4	3	2	2	2	3	3	6	3	28			37
	2014	3	5	8	4	3	5	6	3	2	2	-	-	41	46.4%	▲	41
Other Criminally Related Matters	2013	3	3	2	1	1	1	5	5	1	1	2	2	23			27
	2014	1	2	2	2	-	-	2	1	4	-	-	-	14	-39.1%	▼	14
Probates/Wills and Trusts	2013	-	-	1	-	-	-	-	-	-	-	-	-	1			1
Probates/Wills and Trusts - Level 2	2013	-	-	-	-	-	-	-	1	-	-	-	-	1			1
	2014	-	1	-	-	-	-	2	-	-	-	-	-	3	200.0%	▲	3
Uncontested Divorce	2013	2	1	1	3	1	-	2	1	1	1	-	1	13			14
	2014	2	1	-	2	1	3	2	-	-	4	-	-	15	15.4%	▲	15

Type of Court: Circuit

Locale/Circuit: Northumberland 15

Start/End Date: Jan-13 / Oct-14

Type of Case: Filings

AVG. Month: 58

2013 AVG Month: 61

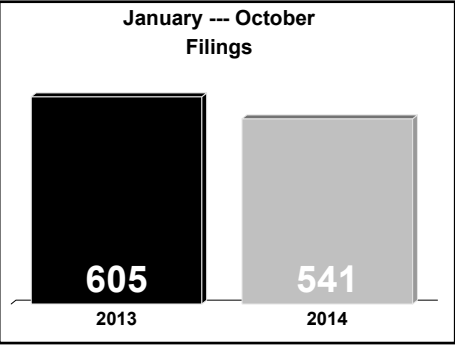
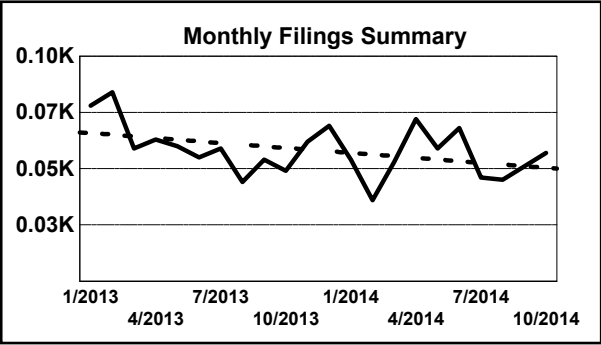
2014 AVG Month: 54

Jan-Oct 2013: 605

Jan-Oct 2014: 541

Filings Trending: Downward ▼

D
a
s
h
b
o
a
r
d



	Jan	Feb	Mar	Apr	May	Jun	Jul	Aug	Sep	Oct	Nov	Dec	Thru Oct	% Change	Trending	Total
2013	78	84	59	63	60	55	59	44	54	49	62	69	605			736
2014	54	36	53	72	59	68	46	45	51	57	-	-	541	-10.6%	▼	541

		Jan	Feb	Mar	Apr	May	Jun	Jul	Aug	Sep	Oct	Nov	Dec	Thru Oct	% Change	Trending	Total
Administrative Law	2013	-	-	-	-	-	-	-	1	-	-	-	-	1			1
Contested Divorce	2013	-	1	-	-	1	-	-	-	-	1	2	-	3			5
	2014	1	2	-	3	1	1	1	-	-	-	-	-	9	200.0%	▲	9
Domestic and Family - Level 1	2013	-	-	1	-	-	1	2	1	1	-	-	-	6			6
	2014	1	-	-	-	1	1	-	-	3	-	-	-	6	0.0%	↔	6
Domestic and Family - Level 2	2013	-	-	-	-	-	1	-	-	-	-	-	1	1			2
	2014	1	-	1	1	1	-	-	-	-	-	-	-	4	300.0%	▲	4
General Civil - Level 2	2013	1	3	1	3	2	-	2	1	-	2	2	4	15			21
	2014	4	-	2	1	2	1	-	2	3	4	-	-	19	26.7%	▲	19
General Civil - Level 3	2013	-	-	-	1	-	2	-	1	-	1	1	-	5			6
	2014	1	1	2	-	-	1	1	-	2	-	-	-	8	60.0%	▲	8
Miscellaneous	2013	43	56	37	11	20	23	26	21	21	11	35	37	269			341
	2014	23	26	31	34	20	26	20	17	16	23	-	-	236	-12.3%	▼	236
Misdemeanor	2013	6	3	3	4	8	4	10	2	2	1	7	3	43			53
	2014	6	-	3	7	2	7	2	14	5	7	-	-	53	23.3%	▲	53
Non-Capital Felonies and Related Matters	2013	21	17	13	40	20	21	17	14	24	23	6	18	210			234
	2014	13	1	11	20	27	22	14	5	13	15	-	-	141	-32.9%	▼	141
Other	2013	5	2	1	1	2	2	1	-	1	4	6	1	19			26
	2014	1	2	2	1	1	2	1	1	3	3	-	-	17	-10.5%	▼	17
Other Criminally Related Matters	2013	-	2	2	1	3	1	1	1	2	-	-	-	13			13
	2014	2	-	-	2	2	4	2	3	4	2	-	-	21	61.5%	▲	21
Probates/Wills and Trusts - Level 2	2013	-	-	-	-	-	-	-	1	-	-	1	-	1			2
	2014	-	-	-	-	-	-	1	1	-	-	-	-	2	100.0%	▲	2
Uncontested Divorce	2013	2	-	1	2	4	-	-	1	3	6	2	5	19			26
	2014	1	4	1	3	2	3	4	2	2	3	-	-	25	31.6%	▲	25

Type of Court: Circuit

Locale/Circuit: Richmond County 15

Start/End Date: Jan-13 / Oct-14

Type of Case: Filings

AVG. Month: 50

2013 AVG Month: 53

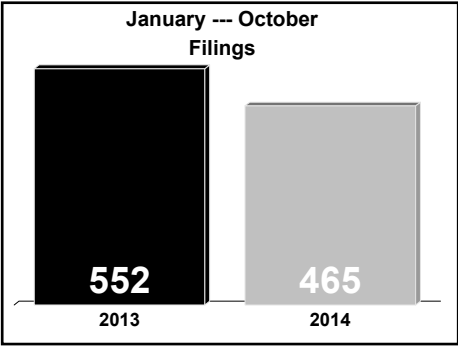
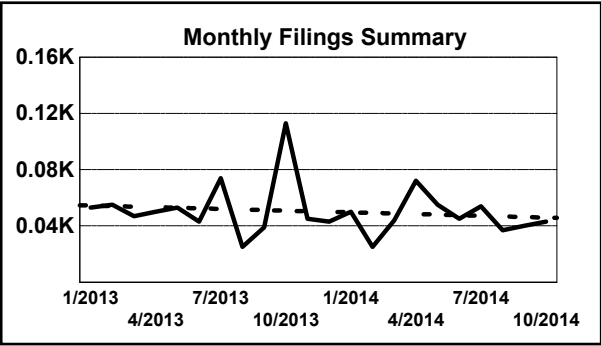
2014 AVG Month: 47

Jan-Oct 2013: 552

Jan-Oct 2014: 465

Filings Trending: Downward ▼

D
a
s
h
b
o
a
r
d



	Jan	Feb	Mar	Apr	May	Jun	Jul	Aug	Sep	Oct	Nov	Dec	Thru Oct	% Change	Trending	Total
2013	53	55	47	50	53	43	74	25	39	113	45	43	552			640
2014	50	25	44	72	55	45	54	37	40	43	-	-	465	-15.8%	▼	465

		Jan	Feb	Mar	Apr	May	Jun	Jul	Aug	Sep	Oct	Nov	Dec	Thru Oct	% Change	Trending	Total
Administrative Law	2014	-	-	-	-	1	-	-	-	-	-	-	-	1			1
Contested Divorce	2013	-	-	2	1	3	-	2	-	-	2	-	1	10			11
	2014	-	1	-	-	-	-	-	2	1	-	-	-	4	-60.0%	▼	4
Domestic and Family - Level 1	2013	-	-	-	2	4	-	-	-	-	5	-	-	11			11
	2014	-	-	-	1	2	-	-	-	-	-	-	-	3	-72.7%	▼	3
Domestic and Family - Level 2	2013	-	-	-	-	-	-	-	3	-	1	1	-	4			5
	2014	-	-	-	-	1	-	-	-	-	-	-	-	1	-75.0%	▼	1
General Civil - Level 1	2013	-	-	1	-	-	-	-	-	-	-	-	1	1			2
	2014	-	-	-	-	-	-	1	-	-	-	-	-	1	0.0%	↔	1
General Civil - Level 2	2013	1	3	1	-	3	-	4	-	4	-	1	1	16			18
	2014	2	2	2	3	-	1	1	2	1	-	-	-	14	-12.5%	▼	14
General Civil - Level 3	2013	3	1	-	1	2	2	1	2	-	3	1	-	15			16
	2014	1	1	-	2	-	-	-	-	-	-	-	-	4	-73.3%	▼	4
Miscellaneous	2013	24	26	19	11	13	7	14	6	7	15	13	11	142			166
	2014	11	14	13	18	17	9	11	11	9	13	-	-	126	-11.3%	▼	126
Misdemeanor	2013	7	2	3	8	4	6	6	2	2	17	9	2	57			68
	2014	4	-	2	5	5	2	7	2	5	9	-	-	41	-28.1%	▼	41
Non-Capital Felonies and Related Matters	2013	5	4	1	12	4	10	24	-	12	48	12	3	120			135
	2014	15	3	5	19	16	14	4	12	8	13	-	-	109	-9.2%	▼	109
Other	2013	13	17	18	13	18	18	21	11	14	19	6	22	162			190
	2014	15	4	22	21	9	19	24	5	14	5	-	-	138	-14.8%	▼	138
Other Criminally Related Matters	2013	-	1	-	-	2	-	-	1	-	2	1	2	6			9
	2014	-	-	-	2	4	-	5	-	1	1	-	-	13	116.7%	▲	13
Uncontested Divorce	2013	-	1	2	2	-	-	2	-	-	1	1	-	8			9
	2014	2	-	-	1	-	-	1	3	1	2	-	-	10	25.0%	▲	10

Type of Court: Circuit

Locale/Circuit: Spotsylvania 15

Start/End Date: Jan-13 / Oct-14

Type of Case: Filings

AVG. Month: 511

2013 AVG Month: 528

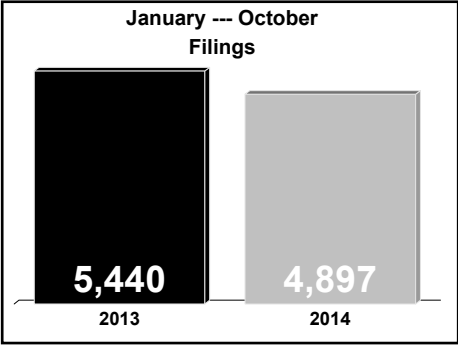
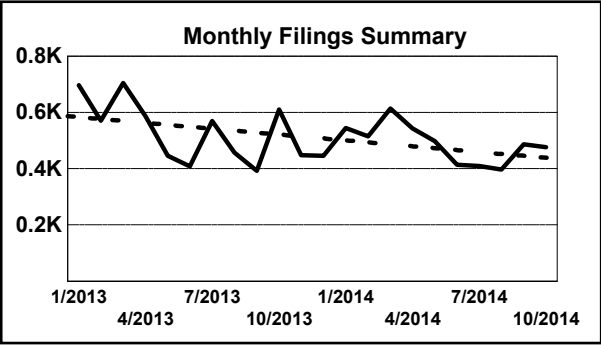
2014 AVG Month: 490

Jan-Oct 2013: 5,440

Jan-Oct 2014: 4,897

Filings Trending: Downward ▼

D
a
s
h
b
o
a
r
d



	Jan	Feb	Mar	Apr	May	Jun	Jul	Aug	Sep	Oct	Nov	Dec	Thru Oct	% Change	Trending	Total
2013	697	571	704	586	446	408	569	457	392	610	448	446	5,440			6,334
2014	544	515	614	543	498	414	409	397	487	476	-	-	4,897	-10.0%	▼	4,897

		Jan	Feb	Mar	Apr	May	Jun	Jul	Aug	Sep	Oct	Nov	Dec	Thru Oct	% Change	Trending	Total
Administrative Law	2013	-	-	1	-	3	1	1	1	-	-	-	-	7			7
	2014	1	-	-	-	-	-	-	-	2	1	-	-	4	-42.9%	▼	4
Contested Divorce	2013	11	3	14	12	4	6	10	11	8	6	12	3	85			100
	2014	12	9	3	17	5	4	12	8	7	14	-	-	91	7.1%	▲	91
Domestic and Family - Level 1	2013	29	14	15	7	12	21	33	33	6	29	5	5	199			209
	2014	16	10	31	28	23	12	17	23	24	2	-	-	186	-6.5%	▼	186
Domestic and Family - Level 2	2013	5	2	6	2	3	6	3	7	3	5	1	4	42			47
	2014	5	5	3	3	15	11	3	9	2	12	-	-	68	61.9%	▲	68
General Civil - Level 1	2013	2	1	-	-	-	-	-	-	-	-	-	1	3			4
	2014	-	-	1	-	1	1	-	2	-	1	-	-	6	100.0%	▲	6
General Civil - Level 2	2013	16	15	17	21	22	23	19	15	9	18	39	21	175			235
	2014	25	17	23	24	22	16	27	17	28	21	-	-	220	25.7%	▲	220
General Civil - Level 3	2013	3	4	6	7	4	11	5	4	7	11	9	5	62			76
	2014	10	11	9	7	10	9	7	9	2	7	-	-	81	30.6%	▲	81
Miscellaneous	2013	440	356	381	268	182	152	219	182	208	245	230	208	2,633			3,071
	2014	252	241	301	208	199	135	162	182	195	215	-	-	2,090	-20.6%	▼	2,090
Misdemeanor	2013	34	30	26	30	42	26	39	30	22	42	42	27	321			390
	2014	27	43	35	40	38	43	30	21	25	32	-	-	334	4.0%	▲	334
Non-Capital Felonies and Related Matters	2013	108	92	181	184	112	102	180	118	85	202	72	124	1,364			1,560
	2014	131	135	153	148	119	132	86	72	148	121	-	-	1,245	-8.7%	▼	1,245
Other	2013	20	24	20	24	32	31	25	22	17	19	13	16	234			263
	2014	20	24	19	29	27	20	20	17	30	23	-	-	229	-2.1%	▼	229
Other Criminally Related Matters	2013	5	7	6	4	3	5	8	2	4	8	9	4	52			65
	2014	4	3	1	6	11	7	12	6	5	7	-	-	62	19.2%	▲	62
Probates/Wills and Trusts - Level 1	2013	-	-	-	-	-	-	-	-	-	-	-	1	0			1
	2014	1	1	-	2	-	-	-	-	1	-	-	-	5	0.0%	↔	5
Probates/Wills and Trusts - Level 2	2013	3	3	2	2	2	9	4	8	2	7	4	4	42			50
	2014	4	1	3	8	5	4	7	4	3	2	-	-	41	-2.4%	▼	41
Uncontested Divorce	2013	21	20	29	25	25	15	23	24	21	18	12	23	221			256
	2014	36	15	32	23	23	20	26	27	15	18	-	-	235	6.3%	▲	235

Type of Court: Circuit

Locale/Circuit: Stafford 15

Start/End Date: Jan-13 / Oct-14

Type of Case: Filings

AVG. Month: 744

2013 AVG Month: 785

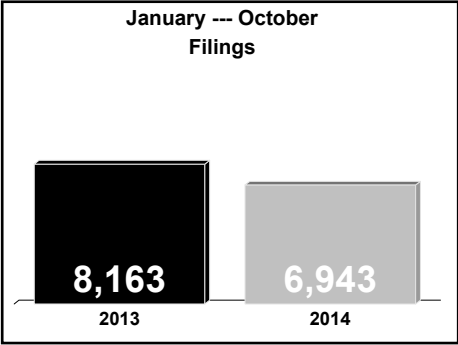
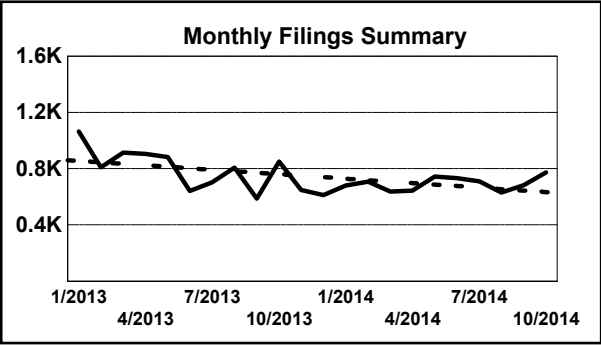
2014 AVG Month: 694

Jan-Oct 2013: 8,163

Jan-Oct 2014: 6,943

Filings Trending: Downward ▼

D
a
s
h
b
o
a
r
d



	Jan	Feb	Mar	Apr	May	Jun	Jul	Aug	Sep	Oct	Nov	Dec	Thru Oct	% Change	Trending	Total
2013	1,064	809	913	904	882	642	703	808	588	850	648	613	8,163			9,424
2014	680	708	638	644	743	733	709	631	683	774	-	-	6,943	-14.9%	▼	6,943

		Jan	Feb	Mar	Apr	May	Jun	Jul	Aug	Sep	Oct	Nov	Dec	Thru Oct	% Change	Trending	Total
Administrative Law	2013	-	-	2	-	1	1	4	2	-	3	-	2	13			15
	2014	-	-	-	4	3	2	-	5	4	2	-	-	20	53.8%	▲	20
Capital Murder	2014	-	-	-	-	-	-	-	-	1	-	-	-	1			1
Contested Divorce	2013	14	6	12	8	8	15	9	13	7	10	8	11	102			121
	2014	9	14	16	8	7	10	18	18	21	21	-	-	142	39.2%	▲	142
Domestic and Family - Level 1	2013	8	5	14	2	20	8	9	13	7	4	7	20	90			117
	2014	3	2	10	7	3	8	3	4	15	1	-	-	56	-37.8%	▼	56
Domestic and Family - Level 2	2013	4	2	3	5	9	9	7	5	7	3	2	9	54			65
	2014	7	1	3	3	4	4	7	4	4	3	-	-	40	-25.9%	▼	40
General Civil - Level 1	2013	-	2	1	1	2	-	2	2	-	1	1	-	11			12
	2014	1	2	-	-	2	-	1	-	1	2	-	-	9	-18.2%	▼	9
General Civil - Level 2	2013	13	21	24	12	26	9	24	16	19	25	36	26	189			251
	2014	25	11	17	15	15	18	14	16	25	24	-	-	180	-4.8%	▼	180
General Civil - Level 3	2013	10	6	11	9	9	11	9	13	5	15	8	7	98			113
	2014	6	18	7	13	8	5	7	9	13	11	-	-	97	-1.0%	▼	97
Miscellaneous	2013	469	406	377	281	225	203	241	216	210	268	239	200	2,896			3,335
	2014	249	233	243	204	235	177	213	220	226	231	-	-	2,231	-23.0%	▼	2,231
Misdemeanor	2013	127	96	96	118	150	83	79	132	63	118	97	70	1,062			1,229
	2014	109	80	80	113	80	67	85	52	67	108	-	-	841	-20.8%	▼	841
Non-Capital Felonies and Related Matters	2013	366	233	339	407	391	260	263	362	226	362	213	235	3,209			3,657
	2014	236	309	228	225	346	375	302	243	213	300	-	-	2,777	-13.5%	▼	2,777
Other	2013	3	1	1	2	7	2	2	-	-	1	-	-	19			19
	2014	1	-	-	-	-	6	3	2	2	4	-	-	18	-5.3%	▼	18
Other Criminally Related Matters	2013	8	2	7	13	8	12	17	7	14	12	17	11	100			128
	2014	11	15	12	14	11	22	12	11	23	21	-	-	152	52.0%	▲	152
Probates/Wills and Trusts - Level 1	2013	-	-	-	1	-	-	-	-	-	-	-	-	1			1
	2014	-	-	-	-	1	1	-	-	-	-	-	-	2	100.0%	▲	2
Probates/Wills and Trusts - Level 2	2013	5	3	1	7	4	4	2	-	1	1	2	1	28			31
	2014	2	3	2	2	3	3	2	3	3	2	-	-	25	-10.7%	▼	25
Uncontested Divorce	2013	37	26	25	38	22	25	35	27	29	27	18	21	291			330
	2014	21	20	20	36	25	35	42	44	65	44	-	-	352	21.0%	▲	352

Type of Court: Circuit

Locale/Circuit: Westmoreland 15

Start/End Date: Jan-13 / Oct-14

Type of Case: Filings

AVG. Month: 81

2013 AVG Month: 88

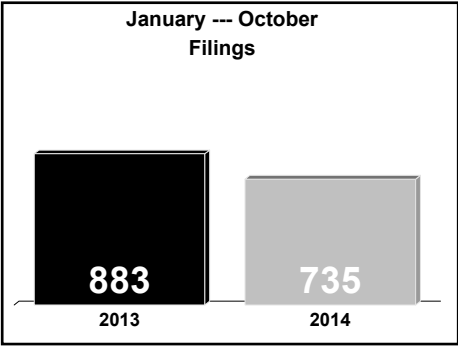
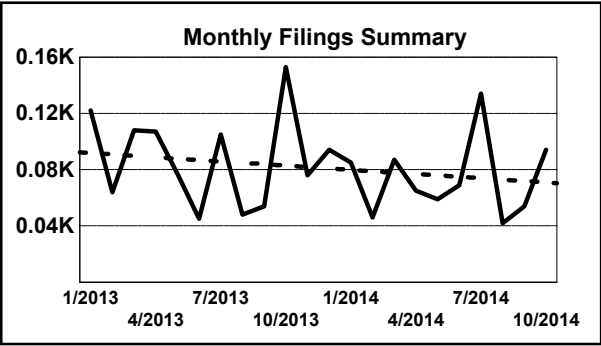
2014 AVG Month: 74

Jan-Oct 2013: 883

Jan-Oct 2014: 735

Filings Trending: Downward ▼

D
a
s
h
b
o
a
r
d



	Jan	Feb	Mar	Apr	May	Jun	Jul	Aug	Sep	Oct	Nov	Dec	Thru Oct	% Change	Trending	Total
2013	122	64	108	107	77	45	105	48	54	153	76	94	883			1,053
2014	85	46	87	65	59	69	134	42	54	94	-	-	735	-16.8%	▼	735

		Jan	Feb	Mar	Apr	May	Jun	Jul	Aug	Sep	Oct	Nov	Dec	Thru Oct	% Change	Trending	Total
Contested Divorce	2013	1	-	4	-	-	-	3	-	1	-	-	-	9			9
	2014	1	-	1	-	-	1	-	-	2	-	-	-	5	-44.4%	▼	5
Domestic and Family - Level 1	2013	-	1	-	-	-	-	2	2	-	-	1	-	5			6
	2014	-	-	-	-	1	-	-	-	-	1	-	-	2	-60.0%	▼	2
Domestic and Family - Level 2	2013	-	-	1	2	-	-	-	1	-	1	-	-	5			5
	2014	1	1	2	1	-	-	2	-	-	-	-	-	7	40.0%	▲	7
General Civil - Level 1	2013	-	-	-	-	-	-	-	1	-	-	-	-	1			1
	2014	1	-	1	-	-	-	1	1	1	1	-	-	6	500.0%	▲	6
General Civil - Level 2	2013	3	-	2	1	5	1	4	2	-	2	1	4	20			25
	2014	1	3	-	1	2	3	3	1	-	1	-	-	15	-25.0%	▼	15
General Civil - Level 3	2013	2	2	1	-	1	2	1	-	2	1	10	2	12			24
	2014	2	-	-	2	1	1	-	2	-	1	-	-	9	-25.0%	▼	9
Miscellaneous	2013	53	51	37	35	19	17	10	22	18	18	31	13	280			324
	2014	32	23	37	32	23	23	20	19	25	17	-	-	251	-10.4%	▼	251
Misdemeanor	2013	15	2	5	14	10	5	7	10	10	7	12	13	85			110
	2014	9	10	4	8	3	12	32	9	5	12	-	-	104	22.4%	▲	104
Non-Capital Felonies and Related Matters	2013	41	8	48	48	18	6	75	3	18	114	9	56	379			444
	2014	28	9	35	19	22	24	68	8	16	52	-	-	281	-25.9%	▼	281
Other	2013	2	-	-	-	1	1	-	-	4	-	1	2	8			11
	2014	-	-	-	-	1	1	1	-	1	-	-	-	4	-50.0%	▼	4
Other Criminally Related Matters	2013	4	-	7	6	22	11	3	6	-	7	10	3	66			79
	2014	9	-	5	-	2	1	7	-	3	9	-	-	36	-45.5%	▼	36
Probates/Wills and Trusts	2013	-	-	-	-	-	1	-	-	-	-	-	-	1			1
Probates/Wills and Trusts - Level 2	2013	-	-	-	-	-	-	-	-	-	1	1	-	1			2
	2014	-	-	1	-	-	-	-	-	-	-	-	-	1	0.0%	↔	1
Uncontested Divorce	2013	1	-	3	1	1	1	-	1	1	2	-	1	11			12
	2014	1	-	1	2	4	3	-	2	1	-	-	-	14	27.3%	▲	14

Type of Court: Circuit

Locale/Circuit: Fredericksburg 15

Start/End Date: Jan-13 / Oct-14

Type of Case: Filings

AVG. Month: 305

2013 AVG Month: 309

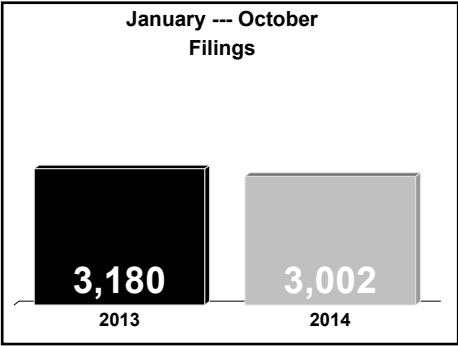
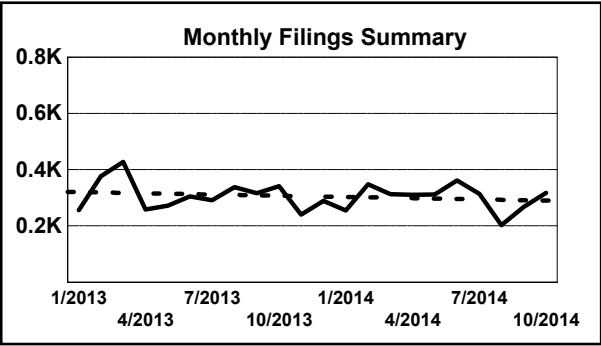
2014 AVG Month: 300

Jan-Oct 2013: 3,180

Jan-Oct 2014: 3,002

Filings Trending: Downward ▼

D
a
s
h
b
o
a
r
d



	Jan	Feb	Mar	Apr	May	Jun	Jul	Aug	Sep	Oct	Nov	Dec	Thru Oct	% Change	Trending	Total
2013	256	376	427	258	272	305	291	338	316	341	240	289	3,180			3,709
2014	255	348	313	310	312	362	314	203	268	317	-	-	3,002	-5.6%	▼	3,002

		Jan	Feb	Mar	Apr	May	Jun	Jul	Aug	Sep	Oct	Nov	Dec	Thru Oct	% Change	Trending	Total
Administrative Law	2013	-	1	2	2	-	-	-	3	-	-	-	1	8			9
	2014	-	-	-	-	2	-	-	-	-	1	-	-	3	-62.5%	▼	3
Contested Divorce	2013	9	11	8	13	16	6	14	12	13	12	9	4	114			127
	2014	11	8	13	13	14	8	-	-	5	5	-	-	77	-32.5%	▼	77
Domestic and Family - Level 1	2013	-	-	1	8	5	4	2	7	11	19	2	3	57			62
	2014	6	9	1	2	2	4	3	-	3	13	-	-	43	-24.6%	▼	43
Domestic and Family - Level 2	2013	2	3	1	4	1	3	2	1	-	12	6	1	29			36
	2014	-	1	1	9	4	6	1	1	44	17	-	-	84	189.7%	▲	84
General Civil - Level 1	2013	-	2	2	2	-	-	-	1	-	-	-	-	7			7
	2014	3	-	-	3	-	2	2	-	-	2	-	-	12	71.4%	▲	12
General Civil - Level 2	2013	14	9	10	15	16	12	6	10	8	7	8	10	107			125
	2014	7	5	13	4	10	11	-	5	10	9	-	-	74	-30.8%	▼	74
General Civil - Level 3	2013	3	6	5	5	1	2	5	8	5	5	2	4	45			51
	2014	-	4	2	5	5	1	1	3	5	3	-	-	29	-35.6%	▼	29
Miscellaneous	2013	66	52	52	37	29	38	36	45	28	41	34	32	424			490
	2014	43	36	39	42	36	23	34	27	31	45	-	-	356	-16.0%	▼	356
Misdemeanor	2013	28	73	61	28	41	45	50	57	48	44	28	33	475			536
	2014	57	63	44	46	37	49	54	37	48	45	-	-	480	1.1%	▲	480
Non-Capital Felonies and Related Matters	2013	116	177	251	116	134	160	132	165	176	168	113	175	1,595			1,883
	2014	99	176	163	147	177	204	198	114	107	154	-	-	1,539	-3.5%	▼	1,539
Other	2013	1	2	-	-	-	1	1	2	3	3	-	-	13			13
	2014	2	1	-	3	8	4	5	3	3	5	-	-	34	161.5%	▲	34
Other Criminally Related Matters	2013	1	6	3	5	7	7	10	4	3	4	2	5	50			57
	2014	3	11	3	7	2	25	10	8	8	9	-	-	86	72.0%	▲	86
Probates/Wills and Trusts - Level 2	2013	-	1	-	-	1	-	-	1	1	1	-	1	5			6
	2014	1	1	1	-	-	1	3	-	-	-	-	-	7	40.0%	▲	7
Uncontested Divorce	2013	16	33	31	23	21	27	33	22	20	25	36	20	251			307
	2014	23	33	33	29	15	24	3	5	4	9	-	-	178	-29.1%	▼	178

Type of Court: Circuit

Locale/Circuit: Albemarle 16

Start/End Date: Jan-13 / Oct-14

Type of Case: Filings

AVG. Month: 331

2013 AVG Month: 321

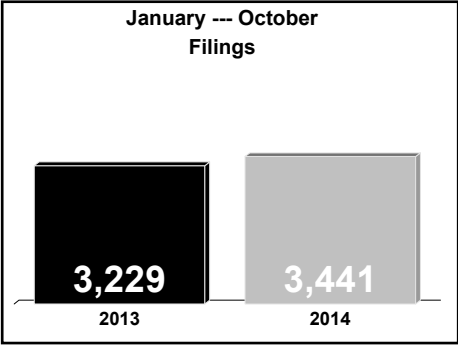
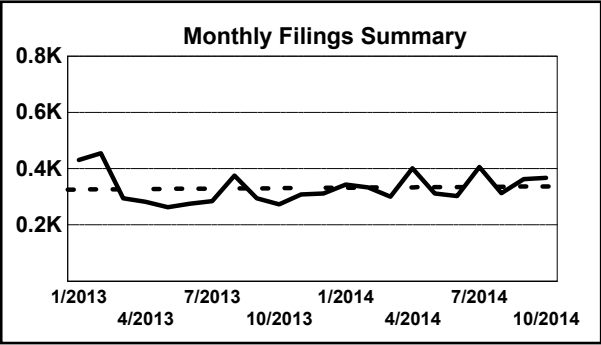
2014 AVG Month: 344

Jan-Oct 2013: 3,229

Jan-Oct 2014: 3,441

Filings Trending: Upward ▲

D
a
s
h
b
o
a
r
d

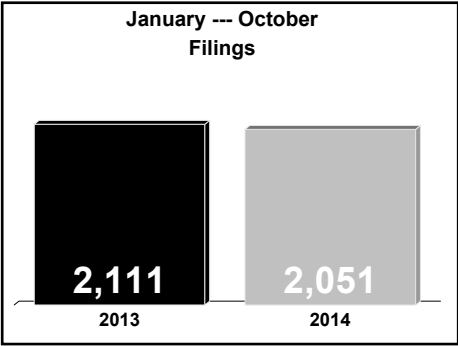
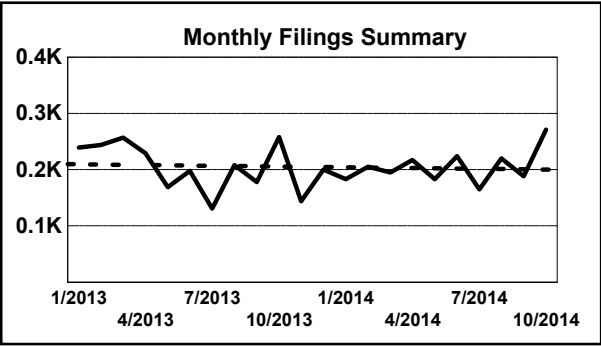


	Jan	Feb	Mar	Apr	May	Jun	Jul	Aug	Sep	Oct	Nov	Dec	Thru Oct	% Change	Trending	Total
2013	431	455	295	282	263	275	285	375	295	273	308	312	3,229			3,849
2014	343	333	300	401	312	303	406	313	363	367	-	-	3,441	6.6%	▲	3,441

		Jan	Feb	Mar	Apr	May	Jun	Jul	Aug	Sep	Oct	Nov	Dec	Thru Oct	% Change	Trending	Total
Administrative Law	2013	1	-	1	-	-	-	-	-	-	-	-	-	2			2
	2014	-	-	-	-	-	-	-	-	1	-	-	-	1	-50.0%	▼	1
Capital Murder	2014	-	-	-	1	-	-	-	-	-	-	-	-	1			1
Contested Divorce	2013	4	10	2	4	8	5	9	9	5	8	2	4	64			70
	2014	4	3	10	1	3	7	9	4	5	7	-	-	53	-17.2%	▼	53
Domestic and Family - Level 1	2013	5	2	-	2	4	1	11	5	3	4	2	-	37			39
	2014	3	5	3	2	1	-	8	11	7	9	-	-	49	32.4%	▲	49
Domestic and Family - Level 2	2013	3	4	-	4	1	3	1	4	3	1	1	2	24			27
	2014	2	4	4	4	-	4	4	4	3	1	-	-	30	25.0%	▲	30
General Civil - Level 1	2013	3	3	1	-	3	5	-	2	2	1	1	2	20			23
	2014	1	-	-	1	2	2	4	1	1	3	-	-	15	-25.0%	▼	15
General Civil - Level 2	2013	56	29	40	21	30	28	12	47	53	28	46	33	344			423
	2014	26	39	24	39	45	39	76	53	44	26	-	-	411	19.5%	▲	411
General Civil - Level 3	2013	2	4	4	3	2	7	4	3	6	8	8	5	43			56
	2014	17	14	6	3	6	16	9	4	2	7	-	-	84	95.3%	▲	84
Miscellaneous	2013	234	224	131	144	119	133	144	136	116	124	130	133	1,505			1,768
	2014	173	151	162	176	116	86	169	138	158	168	-	-	1,497	-0.5%	▼	1,497
Misdemeanor	2013	16	24	15	16	17	22	12	16	19	30	14	16	187			217
	2014	13	31	14	18	12	10	17	21	24	21	-	-	181	-3.2%	▼	181
Non-Capital Felonies and Related Matters	2013	69	121	70	52	57	38	65	129	59	52	78	99	712			889
	2014	86	53	50	118	102	93	68	51	70	80	-	-	771	8.3%	▲	771
Other	2013	9	17	8	8	4	9	9	3	8	3	1	4	78			83
	2014	2	2	3	7	4	24	21	6	20	16	-	-	105	34.6%	▲	105
Other Criminally Related Matters	2013	11	-	2	2	-	1	2	1	2	2	7	4	23			34
	2014	1	-	5	4	4	4	4	-	3	3	-	-	28	21.7%	▲	28
Probates/Wills and Trusts - Level 1	2013	-	-	-	-	-	-	-	1	-	1	-	-	2			2
	2014	1	-	-	-	-	-	-	-	-	-	-	-	1	-50.0%	▼	1
Probates/Wills and Trusts - Level 2	2013	-	-	1	-	-	3	1	-	1	-	-	-	6			6
	2014	1	4	-	3	1	2	3	2	4	6	-	-	26	333.3%	▲	26
Protective Orders	2013	-	-	-	-	-	-	-	1	1	1	1	2	3			6
	2014	2	2	1	1	1	-	-	-	-	-	-	-	7	133.3%	▲	7
Uncontested Divorce	2013	18	17	20	26	18	20	15	18	17	10	17	8	179			204
	2014	11	25	18	23	15	16	14	18	21	20	-	-	181	1.1%	▲	181

Type of Court: Circuit
Locale/Circuit: Culpeper 16
Start/End Date: Jan-13 / Oct-14
Type of Case: Filings
AVG. Month: 205
2013 AVG Month: 205
2014 AVG Month: 205
Jan-Oct 2013: 2,111
Jan-Oct 2014: 2,051
Filings Trending: Downward ▼

D
a
s
h
b
o
a
r
d

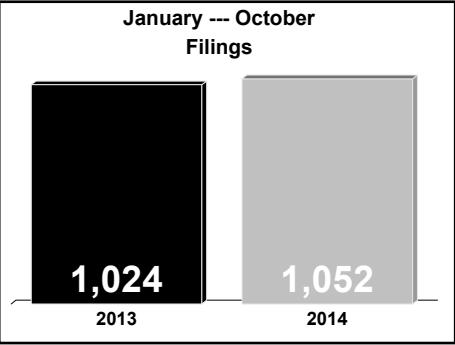
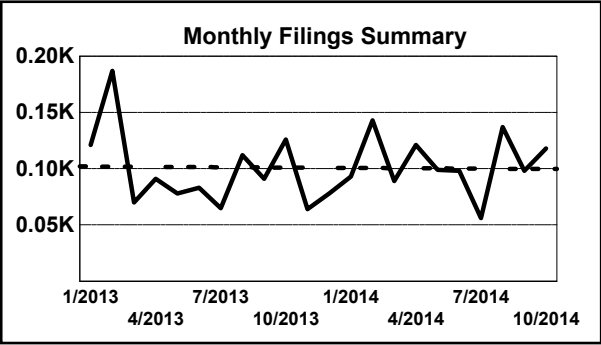


	Jan	Feb	Mar	Apr	May	Jun	Jul	Aug	Sep	Oct	Nov	Dec	Thru Oct	% Change	Trending	Total
2013	239	244	257	229	169	198	131	208	178	258	144	200	2,111			2,455
2014	183	205	195	217	183	224	165	220	188	271	-	-	2,051	-2.8%	▼	2,051

		Jan	Feb	Mar	Apr	May	Jun	Jul	Aug	Sep	Oct	Nov	Dec	Thru Oct	% Change	Trending	Total
Administrative Law	2013	1	-	1	1	-	-	-	-	-	-	-	-	3			3
	2014	-	1	-	-	-	-	-	-	-	-	-	-	1	-66.7%	▼	1
Contested Divorce	2013	2	8	4	10	1	2	4	4	2	4	2	1	41			44
	2014	4	8	3	6	3	4	3	3	5	5	-	-	44	7.3%	▲	44
Domestic and Family - Level 1	2013	3	1	4	4	1	8	1	1	10	3	9	2	36			47
	2014	5	3	3	7	2	-	1	5	5	19	-	-	50	38.9%	▲	50
Domestic and Family - Level 2	2013	1	1	2	4	3	1	2	1	3	3	1	3	21			25
	2014	1	1	7	5	4	5	2	2	5	1	-	-	33	57.1%	▲	33
General Civil - Level 1	2013	1	-	-	1	-	2	-	-	-	-	-	1	4			5
	2014	-	-	-	1	1	-	-	-	-	1	-	-	3	-25.0%	▼	3
General Civil - Level 2	2013	8	6	7	7	7	5	4	5	7	7	8	8	63			79
	2014	4	2	7	4	6	3	6	9	5	12	-	-	58	-7.9%	▼	58
General Civil - Level 3	2013	9	1	2	7	7	7	12	7	10	6	3	3	68			74
	2014	17	5	8	6	4	7	4	11	4	9	-	-	75	10.3%	▲	75
Miscellaneous	2013	163	120	121	96	79	76	58	72	74	75	71	76	934			1,081
	2014	79	92	98	96	66	76	65	82	68	75	-	-	797	-14.7%	▼	797
Misdemeanor	2013	6	17	10	20	12	17	6	29	23	26	9	21	166			196
	2014	15	20	16	25	12	17	17	25	18	31	-	-	196	18.1%	▲	196
Non-Capital Felonies and Related Matters	2013	30	74	91	53	40	68	22	69	30	119	26	77	596			699
	2014	41	57	37	53	63	95	46	56	49	87	-	-	584	-2.0%	▼	584
Other	2013	3	2	4	6	7	3	4	5	2	5	4	1	41			46
	2014	3	3	1	5	5	4	7	6	10	8	-	-	52	26.8%	▲	52
Other Criminally Related Matters	2013	4	1	1	4	2	-	5	2	3	2	-	2	24			26
	2014	-	4	1	1	-	-	2	7	6	4	-	-	25	4.2%	▲	25
Probates/Wills and Trusts - Level 1	2013	1	-	-	1	-	-	2	-	1	-	-	-	5			5
	2014	-	-	1	-	-	1	-	-	-	-	-	-	2	-60.0%	▼	2
Probates/Wills and Trusts - Level 2	2013	1	1	2	1	-	1	1	4	2	-	2	1	13			16
	2014	-	-	4	2	2	2	1	-	1	1	-	-	13	0.0%	↔	13
Uncontested Divorce	2013	6	12	8	14	10	8	10	9	11	8	9	4	96			109
	2014	14	9	9	6	15	10	11	14	12	18	-	-	118	22.9%	▲	118

Type of Court: Circuit
Locale/Circuit: Fluvanna 16
Start/End Date: Jan-13 / Oct-14
Type of Case: Filings
AVG. Month: 101
2013 AVG Month: 97
2014 AVG Month: 105
Jan-Oct 2013: 1,024
Jan-Oct 2014: 1,052
Filings Trending: Upward ▲

D
a
s
h
b
o
a
r
d



	Jan	Feb	Mar	Apr	May	Jun	Jul	Aug	Sep	Oct	Nov	Dec	Thru Oct	% Change	Trending	Total
2013	121	187	70	91	78	83	65	112	91	126	64	78	1,024			1,166
2014	93	143	89	121	99	98	56	137	98	118	-	-	1,052	2.7%	▲	1,052

		Jan	Feb	Mar	Apr	May	Jun	Jul	Aug	Sep	Oct	Nov	Dec	Thru Oct	% Change	Trending	Total
Administrative Law	2013	-	-	-	-	-	-	-	-	1	-	-	1	1			2
Contested Divorce	2013	3	1	1	2	1	-	-	2	3	-	4	1	13			18
	2014	2	2	1	1	-	2	2	1	3	3	-	-	17	30.8%	▲	17
Domestic and Family - Level 1	2013	-	2	-	1	-	3	-	1	1	-	-	2	8			10
	2014	4	1	1	-	4	6	-	14	-	-	-	-	30	275.0%	▲	30
Domestic and Family - Level 2	2013	4	3	-	3	1	-	-	2	4	1	1	-	18			19
	2014	2	1	1	1	13	2	-	3	2	2	-	-	27	50.0%	▲	27
General Civil - Level 1	2013	-	-	-	-	-	-	1	-	-	-	-	-	1			1
General Civil - Level 2	2013	2	5	2	1	-	2	2	7	1	4	-	2	26			28
	2014	7	5	3	4	5	3	4	4	2	4	-	-	41	57.7%	▲	41
General Civil - Level 3	2013	1	-	-	2	5	1	2	1	5	-	1	-	17			18
	2014	1	1	4	2	-	1	-	-	-	3	-	-	12	-29.4%	▼	12
Miscellaneous	2013	95	79	50	53	49	32	50	52	50	41	48	21	551			620
	2014	52	45	53	49	38	41	23	44	46	44	-	-	435	-21.1%	▼	435
Misdemeanor	2013	4	15	-	12	4	7	-	10	6	16	1	7	74			82
	2014	7	22	12	19	11	7	8	14	13	15	-	-	128	73.0%	▲	128
Non-Capital Felonies and Related Matters	2013	6	81	8	11	10	29	6	27	15	46	6	37	239			282
	2014	11	57	11	34	13	19	10	46	10	29	-	-	240	0.4%	▲	240
Other	2013	-	-	1	1	-	1	-	1	-	-	-	-	4			4
	2014	-	-	-	-	2	2	5	2	5	1	-	-	17	325.0%	▲	17
Other Criminally Related Matters	2013	1	-	-	4	5	4	-	1	-	11	-	3	26			29
	2014	5	3	-	6	6	7	2	4	14	13	-	-	60	130.8%	▲	60
Probates/Wills and Trusts - Level 2	2013	-	-	-	-	-	-	-	2	-	1	1	-	3			4
	2014	1	-	-	1	-	1	-	-	1	1	-	-	5	66.7%	▲	5
Protective Orders	2013	1	-	-	-	-	-	-	-	-	-	-	-	1			1
Uncontested Divorce	2013	4	1	8	1	3	4	4	6	5	6	2	4	42			48
	2014	1	6	3	4	7	7	2	5	2	3	-	-	40	-4.8%	▼	40

Type of Court: Circuit

Locale/Circuit: Goochland 16

Start/End Date: Jan-13 / Oct-14

Type of Case: Filings

AVG. Month: 87

2013 AVG Month: 95

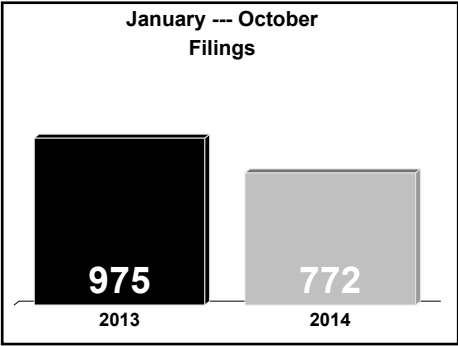
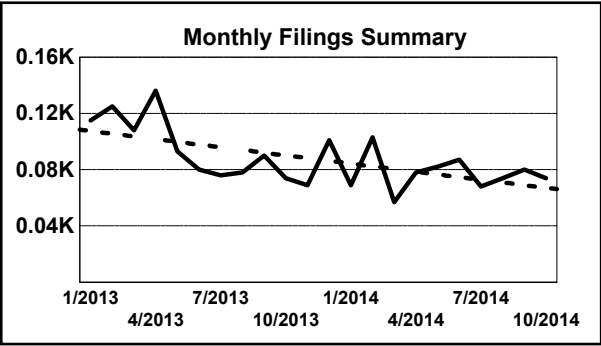
2014 AVG Month: 77

Jan-Oct 2013: 975

Jan-Oct 2014: 772

Filings Trending: Downward ▼

D
a
s
h
b
o
a
r
d

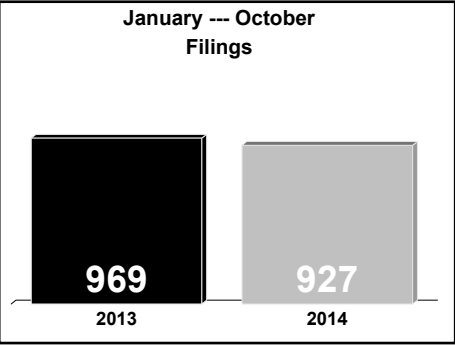
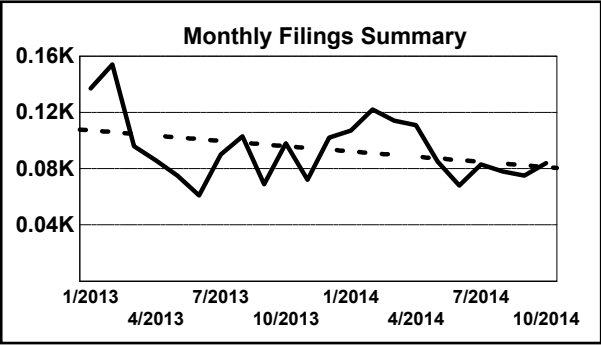


	Jan	Feb	Mar	Apr	May	Jun	Jul	Aug	Sep	Oct	Nov	Dec	Thru Oct	% Change	Trending	Total
2013	115	125	108	136	93	80	76	78	90	74	69	101	975			1,145
2014	69	103	57	78	82	87	68	74	80	74	-	-	772	-20.8%	▼	772

		Jan	Feb	Mar	Apr	May	Jun	Jul	Aug	Sep	Oct	Nov	Dec	Thru Oct	% Change	Trending	Total
Administrative Law	2013	-	-	-	-	-	-	2	-	1	-	-	-	3			3
Contested Divorce	2013	1	2	1	2	2	1	1	1	3	-	-	-	14			14
	2014	2	4	-	2	1	-	2	-	-	1	-	-	12	-14.3%	▼	12
Domestic and Family - Level 1	2013	1	1	6	1	-	2	3	3	-	1	4	1	18			23
	2014	2	-	1	-	-	-	2	-	2	-	-	-	7	-61.1%	▼	7
Domestic and Family - Level 2	2013	1	3	2	-	-	1	-	-	-	1	-	2	8			10
	2014	1	2	2	-	2	-	-	-	1	1	-	-	9	12.5%	▲	9
General Civil - Level 1	2013	1	-	-	-	-	1	-	-	-	-	1	-	2			3
General Civil - Level 2	2013	5	5	1	2	4	2	2	2	6	2	3	2	31			36
	2014	3	-	2	5	5	2	6	3	4	5	-	-	35	12.9%	▲	35
General Civil - Level 3	2013	1	3	5	1	-	-	-	4	1	1	-	-	16			16
	2014	1	-	-	1	1	1	1	-	1	-	-	-	6	-62.5%	▼	6
Miscellaneous	2013	85	84	63	48	59	32	38	36	55	35	48	51	535			634
	2014	50	41	35	42	44	36	27	26	37	42	-	-	380	-29.0%	▼	380
Misdemeanor	2013	9	7	15	13	10	14	15	6	12	15	7	24	116			147
	2014	3	16	9	8	16	17	12	16	5	6	-	-	108	-6.9%	▼	108
Non-Capital Felonies and Related Matters	2013	4	15	4	61	5	21	6	17	-	10	4	13	143			160
	2014	1	32	1	18	7	20	7	19	15	9	-	-	129	-9.8%	▼	129
Other	2013	1	2	2	3	3	1	1	2	1	2	1	-	18			19
	2014	3	1	3	-	1	3	4	1	3	2	-	-	21	16.7%	▲	21
Other Criminally Related Matters	2013	4	-	3	2	7	4	2	1	4	1	1	2	28			31
	2014	-	4	1	-	1	6	3	3	8	5	-	-	31	10.7%	▲	31
Probates/Wills and Trusts - Level 1	2013	-	-	-	-	-	-	-	-	1	-	-	-	1			1
	2014	-	-	-	-	-	-	1	-	-	-	-	-	1	0.0%	↔	1
Probates/Wills and Trusts - Level 2	2013	-	-	1	-	-	-	1	-	2	1	-	-	5			5
	2014	-	-	-	-	-	1	1	1	1	-	-	-	4	-20.0%	▼	4
Uncontested Divorce	2013	2	3	5	3	3	1	5	6	4	5	-	6	37			43
	2014	3	3	3	2	4	1	2	5	3	3	-	-	29	-21.6%	▼	29

Type of Court: Circuit
Locale/Circuit: Greene 16
Start/End Date: Jan-13 / Oct-14
Type of Case: Filings
AVG. Month: 94
2013 AVG Month: 95
2014 AVG Month: 93
Jan-Oct 2013: 969
Jan-Oct 2014: 927
Filings Trending: Downward ▼

D
a
s
h
b
o
a
r
d

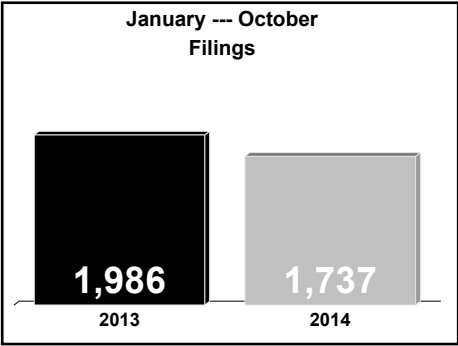
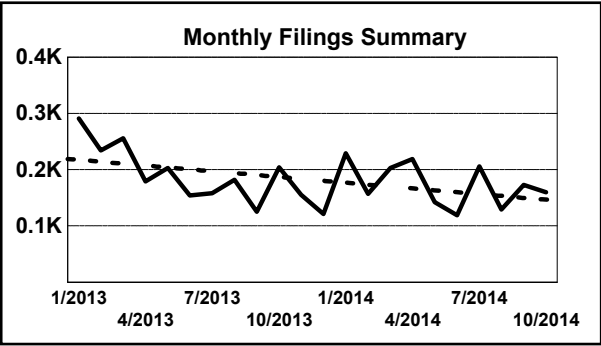


	Jan	Feb	Mar	Apr	May	Jun	Jul	Aug	Sep	Oct	Nov	Dec	Thru Oct	% Change	Trending	Total
2013	137	154	96	86	75	61	90	103	69	98	72	102	969			1,143
2014	107	122	114	111	85	68	83	78	75	84	-	-	927	-4.3%	▼	927

		Jan	Feb	Mar	Apr	May	Jun	Jul	Aug	Sep	Oct	Nov	Dec	Thru Oct	% Change	Trending	Total
Contested Divorce	2013	4	1	3	-	1	-	2	1	3	1	-	2	16			18
	2014	1	2	-	4	-	1	5	1	-	2	-	-	16	0.0%	↔	16
Domestic and Family - Level 1	2013	-	1	2	-	-	-	1	-	-	1	2	-	5	0.0%	↔	7
	2014	-	2	1	-	-	-	-	-	-	2	-	-	5	0.0%	↔	5
Domestic and Family - Level 2	2013	-	1	1	1	1	1	-	1	-	2	2	1	8			11
	2014	2	2	1	-	-	-	-	-	-	-	-	-	5	-37.5%	▼	5
General Civil - Level 2	2013	1	1	2	3	4	2	1	8	1	2	3	-	25			28
	2014	2	1	1	3	2	2	4	1	1	-	-	-	17	-32.0%	▼	17
General Civil - Level 3	2013	-	1	2	1	1	1	5	2	1	1	-	-	15			15
	2014	1	-	1	-	9	-	-	-	2	1	-	-	14	-6.7%	▼	14
Miscellaneous	2013	102	111	59	38	45	25	33	48	45	53	46	60	559			665
	2014	53	90	68	55	47	37	38	38	51	51	-	-	528	-5.5%	▼	528
Misdemeanor	2013	2	5	9	8	1	8	5	4	-	7	4	7	49			60
	2014	6	7	7	20	3	4	6	8	6	8	-	-	75	53.1%	▲	75
Non-Capital Felonies and Related Matters	2013	18	18	12	18	8	11	33	24	8	21	10	18	171			199
	2014	30	3	27	15	15	13	18	15	6	16	-	-	158	-7.6%	▼	158
Other	2013	7	11	5	11	8	5	7	9	6	6	1	6	75			82
	2014	7	11	6	7	7	6	8	10	2	3	-	-	67	-10.7%	▼	67
Other Criminally Related Matters	2013	2	1	-	-	1	5	2	2	1	2	3	2	16			21
	2014	1	1	2	2	-	1	1	-	1	-	-	-	9	-43.8%	▼	9
Probates/Wills and Trusts - Level 2	2013	-	-	-	-	1	1	-	2	-	-	1	-	4			5
	2014	1	-	-	1	-	-	-	-	3	-	-	-	5	25.0%	▲	5
Uncontested Divorce	2013	1	3	1	6	4	2	1	2	4	2	-	6	26			32
	2014	3	3	-	4	2	4	3	5	3	1	-	-	28	7.7%	▲	28

Type of Court: Circuit
Locale/Circuit: Louisa 16
Start/End Date: Jan-13 / Oct-14
Type of Case: Filings
AVG. Month: 182
2013 AVG Month: 189
2014 AVG Month: 174
Jan-Oct 2013: 1,986
Jan-Oct 2014: 1,737
Filings Trending: Downward ▼

D
a
s
h
b
o
a
r
d



	Jan	Feb	Mar	Apr	May	Jun	Jul	Aug	Sep	Oct	Nov	Dec	Thru Oct	% Change	Trending	Total
2013	291	234	256	179	203	154	158	182	125	204	155	121	1,986			2,262
2014	229	157	203	219	142	119	206	129	173	160	-	-	1,737	-12.5%	▼	1,737

		Jan	Feb	Mar	Apr	May	Jun	Jul	Aug	Sep	Oct	Nov	Dec	Thru Oct	% Change	Trending	Total
Administrative Law	2013	-	-	-	-	1	-	1	-	-	1	-	-	3			3
	2014	-	-	-	-	-	1	-	-	1	-	-	-	2	-33.3%	▼	2
Contested Divorce	2013	3	2	5	2	3	-	2	5	4	1	1	-	27			28
	2014	1	6	5	5	2	1	1	4	2	2	-	-	29	7.4%	▲	29
Domestic and Family - Level 1	2013	2	2	2	1	-	-	5	-	-	1	-	3	13			16
	2014	-	5	-	1	-	-	3	4	1	4	-	-	18	38.5%	▲	18
Domestic and Family - Level 2	2013	1	6	-	2	2	2	3	4	-	6	2	-	26			28
	2014	2	4	1	3	4	2	-	1	3	-	-	-	20	-23.1%	▼	20
General Civil - Level 1	2013	-	-	-	1	-	-	-	1	-	1	-	-	3			3
	2014	-	1	-	-	1	-	-	-	-	-	-	-	2	-33.3%	▼	2
General Civil - Level 2	2013	1	4	4	6	2	6	7	4	9	5	7	9	48			64
	2014	11	6	2	4	3	12	4	7	8	1	-	-	58	20.8%	▲	58
General Civil - Level 3	2013	2	1	1	3	2	3	6	-	1	5	5	1	24			30
	2014	3	5	2	2	2	2	3	7	1	2	-	-	29	20.8%	▲	29
Miscellaneous	2013	134	136	119	67	71	49	57	63	55	77	72	55	828			955
	2014	90	70	75	76	58	42	63	58	71	69	-	-	672	-18.8%	▼	672
Misdemeanor	2013	38	17	12	18	12	34	19	21	9	24	9	7	204			220
	2014	30	12	16	22	9	8	25	6	19	22	-	-	169	-17.2%	▼	169
Non-Capital Felonies and Related Matters	2013	63	26	74	45	66	29	24	56	28	46	41	7	457			505
	2014	55	17	73	78	32	13	75	19	41	21	-	-	424	-7.2%	▼	424
Other	2013	26	28	27	26	30	17	25	13	12	23	10	27	227			264
	2014	27	16	16	17	21	24	22	14	18	29	-	-	204	-10.1%	▼	204
Other Criminally Related Matters	2013	11	4	3	5	7	8	4	3	3	6	-	3	54			57
	2014	7	5	7	6	2	5	3	-	5	5	-	-	45	-16.7%	▼	45
Probates/Wills and Trusts - Level 1	2013	1	2	-	-	-	-	-	-	-	-	-	1	3			4
	2014	-	-	-	-	-	-	1	1	-	1	-	-	3	0.0%	↔	3
Probates/Wills and Trusts - Level 2	2013	2	-	-	-	-	-	-	1	1	1	2	2	5			9
	2014	-	-	-	1	2	-	-	-	1	-	-	-	4	-20.0%	▼	4
Uncontested Divorce	2013	7	6	9	3	7	6	5	11	3	7	6	6	64			76
	2014	3	10	6	4	6	9	6	8	2	4	-	-	58	-9.4%	▼	58

Type of Court: Circuit

Locale/Circuit: Madison 16

Start/End Date: Jan-13 / Oct-14

Type of Case: Filings

AVG. Month: 66

2013 AVG Month: 68

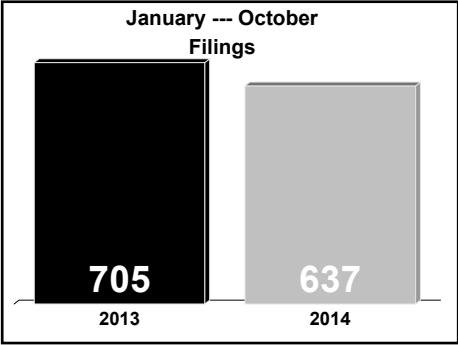
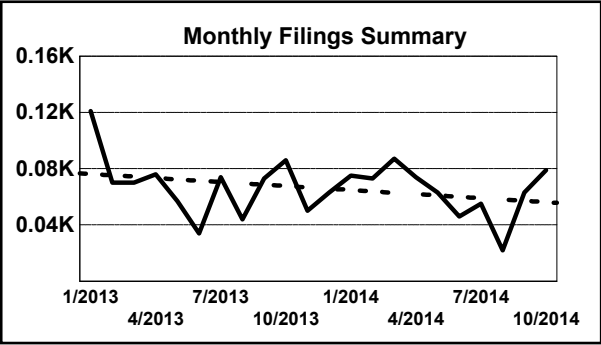
2014 AVG Month: 64

Jan-Oct 2013: 705

Jan-Oct 2014: 637

Filings Trending: Downward ▼

D
a
s
h
b
o
a
r
d

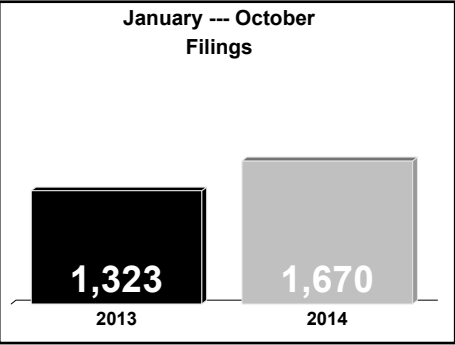
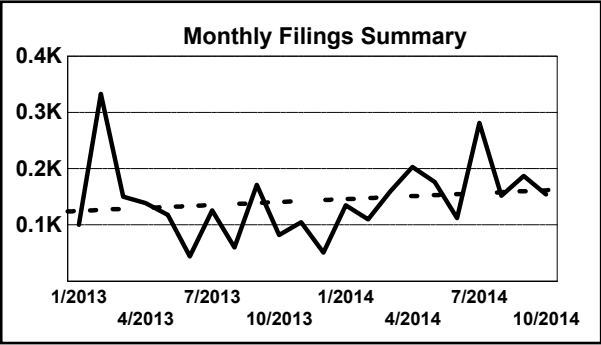


	Jan	Feb	Mar	Apr	May	Jun	Jul	Aug	Sep	Oct	Nov	Dec	Thru Oct	% Change	Trending	Total
2013	121	70	70	76	57	34	74	44	73	86	50	63	705			818
2014	75	73	87	74	63	46	55	22	63	79	-	-	637	-9.6%	▼	637

		Jan	Feb	Mar	Apr	May	Jun	Jul	Aug	Sep	Oct	Nov	Dec	Thru Oct	% Change	Trending	Total
Contested Divorce	2013	3	-	-	2	2	-	-	-	-	-	1	-	7			8
	2014	-	1	-	3	-	2	3	-	3	1	-	-	13	85.7%	▲	13
Domestic and Family - Level 1	2013	1	-	1	2	-	-	-	3	1	-	-	5	8			13
	2014	-	-	-	-	-	2	-	1	-	3	-	-	6	-25.0%	▼	6
Domestic and Family - Level 2	2013	-	-	-	1	-	-	-	1	1	2	-	1	5			6
	2014	1	-	1	1	-	-	1	1	-	-	-	-	5	0.0%	↔	5
General Civil - Level 1	2013	-	-	-	-	-	-	-	-	-	-	-	1	0			1
General Civil - Level 2	2013	3	3	-	4	3	1	1	-	2	-	-	2	17	0.0%	↔	19
	2014	1	-	-	3	2	1	3	1	-	2	-	-	13	-23.5%	▼	13
General Civil - Level 3	2013	-	-	-	4	1	1	-	-	-	2	-	1	8			9
	2014	-	1	-	-	-	5	-	-	1	2	-	-	9	12.5%	▲	9
Miscellaneous	2013	75	42	49	45	27	12	33	20	33	41	35	28	377			440
	2014	50	31	48	42	28	22	31	7	38	27	-	-	324	-14.1%	▼	324
Misdemeanor	2013	-	4	2	5	4	3	5	9	10	7	2	3	49			54
	2014	2	7	1	4	3	1	3	-	-	8	-	-	29	-40.8%	▼	29
Non-Capital Felonies and Related Matters	2013	8	4	3	6	4	7	18	3	13	21	4	2	87			93
	2014	11	11	27	8	17	6	4	6	6	23	-	-	119	36.8%	▲	119
Other	2013	24	15	15	6	14	10	12	6	9	10	5	13	121			139
	2014	8	16	9	7	4	6	5	3	13	9	-	-	80	-33.9%	▼	80
Other Criminally Related Matters	2013	4	-	-	-	-	-	2	1	1	2	-	3	10			13
	2014	-	2	-	1	5	-	2	-	-	3	-	-	13	30.0%	▲	13
Probates/Wills and Trusts	2013	-	-	-	-	-	-	1	-	1	-	-	-	2			2
Probates/Wills and Trusts - Level 2	2013	-	1	-	-	-	-	-	-	-	1	1	-	2			3
	2014	-	-	-	1	-	-	-	1	-	1	-	-	3	50.0%	▲	3
Uncontested Divorce	2013	3	1	-	1	2	-	2	1	2	-	2	4	12			18
	2014	2	4	1	4	4	1	3	2	2	-	-	-	23	91.7%	▲	23

Type of Court: Circuit
Locale/Circuit: Orange 16
Start/End Date: Jan-13 / Oct-14
Type of Case: Filings
AVG. Month: 143
2013 AVG Month: 123
2014 AVG Month: 167
Jan-Oct 2013: 1,323
Jan-Oct 2014: 1,670
Filings Trending: Upward ▲

D
a
s
h
b
o
a
r
d



	Jan	Feb	Mar	Apr	May	Jun	Jul	Aug	Sep	Oct	Nov	Dec	Thru Oct	% Change	Trending	Total
2013	100	333	150	139	118	44	126	60	171	82	105	51	1,323			1,479
2014	135	110	160	203	176	112	281	152	187	154	-	-	1,670	26.2%	▲	1,670

		Jan	Feb	Mar	Apr	May	Jun	Jul	Aug	Sep	Oct	Nov	Dec	Thru Oct	% Change	Trending	Total
Administrative Law	2013	1	-	-	-	-	-	-	-	1	-	1	-	2			3
	2014	-	1	1	1	1	-	-	-	-	-	-	-	4	100.0%	▲	4
Contested Divorce	2013	1	3	3	3	1	1	1	4	2	1	1	2	20	10.0%	▲	23
	2014	-	2	2	2	4	4	2	3	2	1	-	-	22			22
Domestic and Family - Level 1	2013	-	-	-	-	6	-	-	2	-	4	-	-	12			12
	2014	2	4	-	4	1	3	1	3	1	3	-	-	22	83.3%	▲	22
Domestic and Family - Level 2	2013	1	-	2	1	5	-	3	-	-	-	3	1	12			16
	2014	2	2	3	2	4	3	3	3	1	2	-	-	25	108.3%	▲	25
General Civil - Level 1	2013	-	1	-	-	-	-	-	-	-	2	1	-	3			4
	2014	-	-	-	-	-	-	2	-	-	1	-	-	3	0.0%	↔	3
General Civil - Level 2	2013	6	-	5	9	5	2	6	4	7	4	2	5	48			55
	2014	2	2	4	4	8	4	8	6	4	5	-	-	47	-2.1%	▼	47
General Civil - Level 3	2013	9	20	1	1	3	-	2	3	3	3	1	3	45			49
	2014	2	8	16	5	2	4	11	6	4	2	-	-	60	33.3%	▲	60
Miscellaneous	2013	31	254	63	102	7	10	10	13	12	6	9	5	508			522
	2014	64	67	85	86	60	51	63	65	69	61	-	-	671	32.1%	▲	671
Misdemeanor	2013	2	5	21	1	17	2	12	8	17	7	11	-	92			103
	2014	7	3	8	11	20	7	24	3	25	18	-	-	126	37.0%	▲	126
Non-Capital Felonies and Related Matters	2013	38	45	34	17	64	17	82	16	121	39	69	24	473			566
	2014	39	14	33	76	68	28	149	50	61	43	-	-	561	18.6%	▲	561
Other	2013	-	1	6	2	1	4	3	2	3	6	1	1	28			30
	2014	2	-	1	-	2	5	3	4	3	7	-	-	27	-3.6%	▼	27
Other Criminally Related Matters	2013	3	-	1	-	2	-	1	4	-	3	-	-	14			14
	2014	3	-	-	4	1	1	8	1	8	4	-	-	30	114.3%	▲	30
Probates/Wills and Trusts	2013	-	-	-	-	-	-	1	-	-	-	-	-	1			1
Probates/Wills and Trusts - Level 2	2013	2	-	-	1	-	-	3	-	-	-	-	2	6			8
	2014	1	-	1	-	2	-	-	2	1	1	-	-	8	33.3%	▲	8
Uncontested Divorce	2013	6	4	14	2	7	8	2	4	5	7	6	8	59			73
	2014	11	7	6	8	3	2	7	6	8	6	-	-	64	8.5%	▲	64

Type of Court: Circuit

Locale/Circuit: Charlottesville 16

Start/End Date: Jan-13 / Oct-14

Type of Case: Filings

AVG. Month: 126

2013 AVG Month: 128

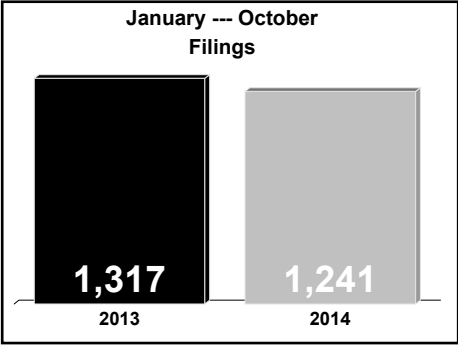
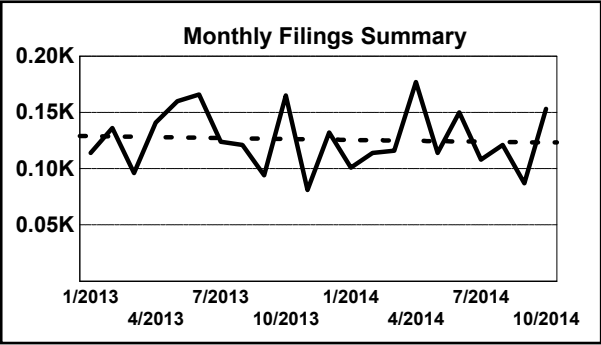
2014 AVG Month: 124

Jan-Oct 2013: 1,317

Jan-Oct 2014: 1,241

Filings Trending: Downward ▼

D
a
s
h
b
o
a
r
d



	Jan	Feb	Mar	Apr	May	Jun	Jul	Aug	Sep	Oct	Nov	Dec	Thru Oct	% Change	Trending	Total
2013	114	136	96	141	160	166	124	121	94	165	81	132	1,317			1,530
2014	101	114	116	177	114	150	108	121	87	153	-	-	1,241	-5.8%	▼	1,241

		Jan	Feb	Mar	Apr	May	Jun	Jul	Aug	Sep	Oct	Nov	Dec	Thru Oct	% Change	Trending	Total
Administrative Law	2013	-	-	-	-	-	-	-	-	1	-	-	1	1			2
	2014	-	1	-	-	1	-	-	1	-	-	-	-	3	200.0%	▲	3
Contested Divorce	2013	2	1	2	1	1	-	2	-	-	-	1	2	9			12
	2014	1	2	-	1	-	2	2	-	-	2	-	-	10	11.1%	▲	10
Domestic and Family - Level 1	2013	1	2	1	2	5	1	5	3	4	2	1	3	26			30
	2014	4	-	7	2	-	4	-	1	-	-	-	-	18	-30.8%	▼	18
Domestic and Family - Level 2	2013	2	-	-	2	-	-	-	2	1	1	1	1	8			10
	2014	1	4	1	1	1	1	5	-	2	1	-	-	17	112.5%	▲	17
General Civil - Level 1	2013	1	1	1	1	2	-	1	2	-	2	-	-	11			11
	2014	1	1	2	-	2	-	-	-	3	-	-	-	9	-18.2%	▼	9
General Civil - Level 2	2013	7	7	13	7	9	9	9	11	9	11	9	9	92			110
	2014	12	11	10	10	8	3	12	11	12	13	-	-	102	10.9%	▲	102
General Civil - Level 3	2013	6	4	3	4	7	9	5	3	1	6	3	6	48			57
	2014	4	7	5	8	2	6	6	3	5	5	-	-	51	6.3%	▲	51
Miscellaneous	2013	42	41	19	25	37	18	14	20	26	24	17	27	266			310
	2014	18	17	26	22	23	25	15	18	16	27	-	-	207	-22.2%	▼	207
Misdemeanor	2013	7	7	11	6	8	19	14	11	12	13	6	15	108			129
	2014	16	8	6	20	17	12	9	12	17	33	-	-	150	38.9%	▲	150
Non-Capital Felonies and Related Matters	2013	39	70	40	88	83	105	69	65	37	100	35	68	696			799
	2014	40	62	54	105	51	90	50	71	25	65	-	-	613	-11.9%	▼	613
Other	2013	1	-	-	-	-	-	-	-	-	-	1	-	1			2
	2014	-	-	-	-	-	-	1	1	2	2	-	-	6	500.0%	▲	6
Other Criminally Related Matters	2013	3	-	1	1	-	1	4	-	2	4	6	-	16			22
	2014	3	1	3	5	5	2	4	1	1	2	-	-	27	68.8%	▲	27
Probates/Wills and Trusts	2013	-	-	-	-	-	1	-	-	-	-	-	-	1			1
Probates/Wills and Trusts - Level 2	2013	-	-	2	2	-	-	-	2	-	2	-	-	8			8
	2014	-	-	1	1	2	2	-	-	1	-	-	-	7	-12.5%	▼	7
Uncontested Divorce	2013	3	3	3	2	8	3	1	2	1	-	1	-	26			27
	2014	1	-	1	2	2	3	4	2	3	3	-	-	21	-19.2%	▼	21

Type of Court: Circuit

Locale/Circuit: Arlington 17

Start/End Date: Jan-13 / Oct-14

Type of Case: Filings

AVG. Month: 744

2013 AVG Month: 729

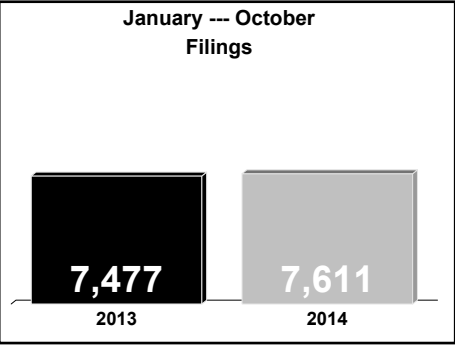
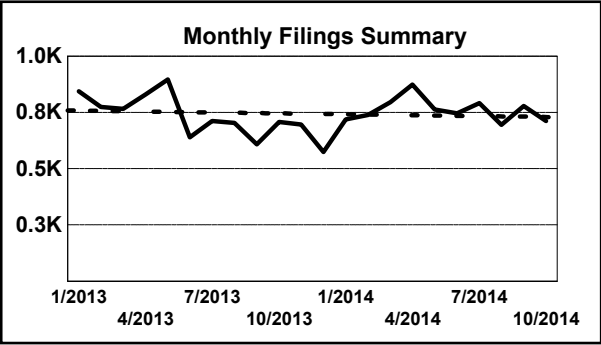
2014 AVG Month: 761

Jan-Oct 2013: 7,477

Jan-Oct 2014: 7,611

Filings Trending: Steady ↔

D
a
s
h
b
o
a
r
d



	Jan	Feb	Mar	Apr	May	Jun	Jul	Aug	Sep	Oct	Nov	Dec	Thru Oct	% Change	Trending	Total
2013	843	774	766	829	896	640	711	703	608	707	696	574	7,477			8,747
2014	719	738	796	874	763	745	791	695	778	712	-	-	7,611	1.8%	▲	7,611

		Jan	Feb	Mar	Apr	May	Jun	Jul	Aug	Sep	Oct	Nov	Dec	Thru Oct	% Change	Trending	Total
Administrative Law	2013	-	-	-	4	2	-	-	-	-	2	3	1	8			12
	2014	-	1	-	2	-	1	1	-	-	-	-	-	5	-37.5%	▼	5
Capital Murder	2013	-	-	-	4	5	-	-	-	-	-	-	-	9			9
Contested Divorce	2013	9	9	8	8	14	12	6	9	8	6	6	9	89			104
	2014	13	8	13	14	8	12	7	5	14	12	-	-	106	19.1%	▲	106
Domestic and Family - Level 1	2013	9	6	8	1	9	15	13	4	8	8	7	5	81			93
	2014	2	6	3	5	1	-	-	1	1	1	-	-	20	-75.3%	▼	20
Domestic and Family - Level 2	2013	2	4	1	5	5	4	3	4	3	11	5	5	42			52
	2014	6	8	8	7	7	9	3	5	7	10	-	-	70	66.7%	▲	70
General Civil - Level 1	2013	3	1	2	1	3	-	1	4	2	-	3	3	17			23
	2014	2	1	-	-	3	1	1	2	1	2	-	-	13	-23.5%	▼	13
General Civil - Level 2	2013	37	41	39	31	39	33	37	44	37	26	37	30	364			431
	2014	36	38	32	47	31	34	33	28	42	45	-	-	366	0.5%	▲	366
General Civil - Level 3	2013	15	15	22	16	21	10	9	14	16	7	6	13	145			164
	2014	8	7	12	7	6	12	5	5	9	8	-	-	79	-45.5%	▼	79
Miscellaneous	2013	263	234	196	167	163	148	154	169	114	165	141	128	1,773			2,042
	2014	151	138	156	152	134	136	144	146	150	155	-	-	1,462	-17.5%	▼	1,462
Misdemeanor	2013	57	47	58	94	66	31	43	53	47	68	33	40	564			637
	2014	50	72	69	72	91	41	45	69	58	34	-	-	601	6.6%	▲	601
Non-Capital Felonies and Related Matters	2013	286	274	272	308	374	227	206	210	172	192	209	159	2,521			2,889
	2014	203	215	275	289	254	210	239	217	207	184	-	-	2,293	-9.0%	▼	2,293
Other	2013	99	83	88	103	99	101	119	114	132	140	147	105	1,078			1,330
	2014	135	123	144	189	150	197	142	139	158	155	-	-	1,532	42.1%	▲	1,532
Other Criminally Related Matters	2013	38	31	35	55	44	28	78	43	42	48	69	51	442			562
	2014	72	80	27	54	41	49	131	38	97	68	-	-	657	48.6%	▲	657
Probates/Wills and Trusts - Level 1	2013	1	-	1	-	-	-	3	1	3	-	1	-	9			10
	2014	2	4	3	2	-	3	3	1	2	1	-	-	21	133.3%	▲	21
Probates/Wills and Trusts - Level 2	2013	7	6	8	4	10	4	8	7	3	9	6	6	66			78
	2014	10	6	7	8	7	13	9	9	5	10	-	-	84	27.3%	▲	84
Protective Orders	2013	-	-	2	-	1	1	-	-	-	1	-	-	5			5
	2014	-	1	2	-	-	-	-	-	-	-	-	-	3	-40.0%	▼	3
Uncontested Divorce	2013	17	23	26	28	41	26	31	27	21	24	23	19	264			306
	2014	29	30	45	26	30	27	28	30	27	27	-	-	299	13.3%	▲	299

Type of Court: Circuit

Locale/Circuit: Fauquier 20

Start/End Date: Jan-13 / Oct-14

Type of Case: Filings

AVG. Month: 331

2013 AVG Month: 353

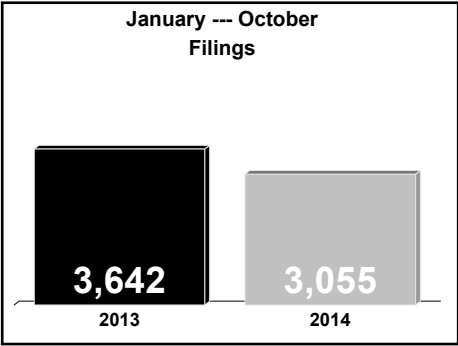
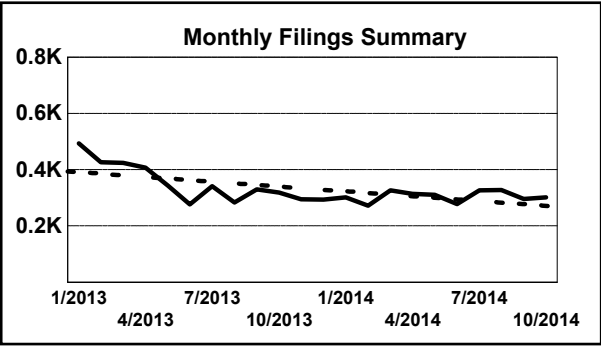
2014 AVG Month: 306

Jan-Oct 2013: 3,642

Jan-Oct 2014: 3,055

Filings Trending: Downward ▼

D
a
s
h
b
o
a
r
d

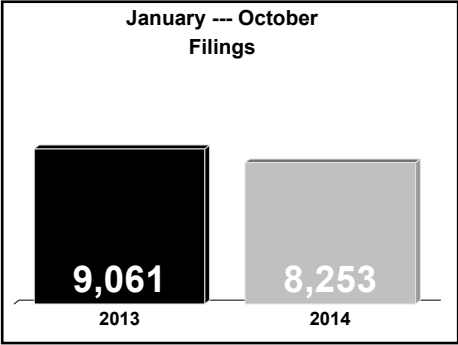
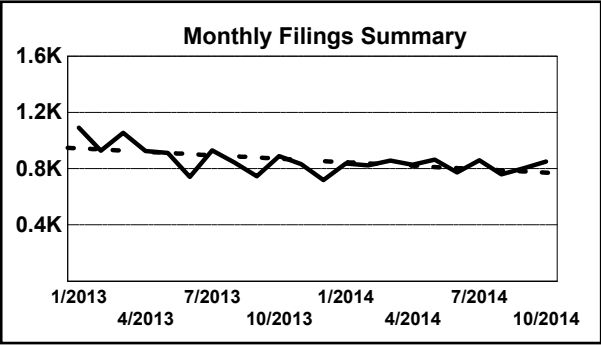


	Jan	Feb	Mar	Apr	May	Jun	Jul	Aug	Sep	Oct	Nov	Dec	Thru Oct	% Change	Trending	Total
2013	493	426	424	407	343	276	341	283	330	319	295	294	3,642			4,231
2014	302	272	326	314	311	278	327	328	296	301	-	-	3,055	-16.1%	▼	3,055

		Jan	Feb	Mar	Apr	May	Jun	Jul	Aug	Sep	Oct	Nov	Dec	Thru Oct	% Change	Trending	Total
Administrative Law	2013	-	-	-	3	-	-	1	-	1	-	1	-	5			6
	2014	1	-	1	-	1	-	1	1	-	-	-	-	5	0.0%	↔	5
Contested Divorce	2013	6	5	7	4	8	8	3	6	5	10	2	1	62			65
	2014	7	6	9	2	8	6	4	5	6	6	-	-	59	-4.8%	▼	59
Domestic and Family - Level 1	2013	3	2	2	-	8	1	1	3	3	3	2	2	26			30
	2014	-	1	3	8	2	4	2	2	3	2	-	-	27	3.8%	▲	27
Domestic and Family - Level 2	2013	-	2	1	3	-	4	4	5	4	3	1	-	26			27
	2014	2	1	2	1	3	1	4	2	3	1	-	-	20	-23.1%	▼	20
General Civil - Level 1	2013	-	-	1	1	1	1	2	-	1	-	1	-	7			8
	2014	-	2	-	2	1	1	-	2	1	-	-	-	9	28.6%	▲	9
General Civil - Level 2	2013	14	15	11	24	24	10	14	16	17	13	15	18	158			191
	2014	12	5	8	18	17	17	9	9	13	11	-	-	119	-24.7%	▼	119
General Civil - Level 3	2013	9	2	6	3	8	2	3	5	10	6	6	7	54			67
	2014	3	4	8	2	6	2	9	8	1	5	-	-	48	-11.1%	▼	48
Miscellaneous	2013	312	264	243	186	131	109	111	105	116	145	124	158	1,722			2,004
	2014	148	114	152	134	106	101	102	87	107	143	-	-	1,194	-30.7%	▼	1,194
Misdemeanor	2013	34	16	18	33	15	18	33	23	31	17	26	19	238			283
	2014	16	26	27	26	24	16	31	15	19	19	-	-	219	-8.0%	▼	219
Non-Capital Felonies and Related Matters	2013	58	52	95	87	87	55	104	59	89	55	78	36	741			855
	2014	67	56	62	53	83	65	91	127	75	47	-	-	726	-2.0%	▼	726
Other	2013	34	40	27	40	44	45	43	43	32	44	24	43	392			459
	2014	30	38	31	44	32	56	46	48	51	44	-	-	420	7.1%	▲	420
Other Criminally Related Matters	2013	6	6	1	1	5	6	5	6	4	4	2	-	44			46
	2014	3	4	8	7	8	4	8	6	5	10	-	-	63	43.2%	▲	63
Probates/Wills and Trusts - Level 1	2013	-	1	-	-	-	1	-	-	1	-	-	-	3			3
	2014	-	1	-	1	-	-	-	-	-	-	-	-	2	-33.3%	▼	2
Probates/Wills and Trusts - Level 2	2013	-	2	-	1	-	2	2	1	1	1	-	-	10			10
	2014	-	1	1	2	1	-	1	3	-	3	-	-	12	20.0%	▲	12
Protective Orders	2013	4	2	3	-	2	-	3	2	-	1	-	2	17			19
	2014	1	-	-	-	1	-	1	2	-	1	-	-	6	-64.7%	▼	6
Uncontested Divorce	2013	13	17	9	21	10	14	12	9	15	17	13	8	137			158
	2014	12	13	14	14	18	5	18	11	12	9	-	-	126	-8.0%	▼	126

Type of Court: Circuit
Locale/Circuit: Loudoun 20
Start/End Date: Jan-13 / Oct-14
Type of Case: Filings
AVG. Month: 857
2013 AVG Month: 884
2014 AVG Month: 825
Jan-Oct 2013: 9,061
Jan-Oct 2014: 8,253
Filings Trending: Downward ▼

D
a
s
h
b
o
a
r
d



	Jan	Feb	Mar	Apr	May	Jun	Jul	Aug	Sep	Oct	Nov	Dec	Thru Oct	% Change	Trending	Total
2013	1,092	928	1,055	925	912	741	930	844	745	889	832	718	9,061			10,611
2014	836	823	858	827	864	774	859	760	802	850	-	-	8,253	-8.9%	▼	8,253

		Jan	Feb	Mar	Apr	May	Jun	Jul	Aug	Sep	Oct	Nov	Dec	Thru Oct	% Change	Trending	Total
Administrative Law	2013	4	3	-	4	1	1	2	1	2	2	-	1	20			21
	2014	3	1	1	1	-	1	2	1	-	6	-	-	16	-20.0%	▼	16
Capital Murder	2013	-	-	-	-	2	-	-	-	-	-	-	-	2			2
Contested Divorce	2013	17	23	24	17	16	12	22	23	18	24	19	15	196			230
	2014	17	17	29	23	30	16	20	16	23	17	-	-	208	6.1%	▲	208
Domestic and Family - Level 1	2013	12	20	11	24	24	9	12	21	5	7	16	17	145			178
	2014	19	9	27	6	4	20	3	1	8	8	-	-	105	-27.6%	▼	105
Domestic and Family - Level 2	2013	14	8	16	9	13	13	7	6	11	12	15	10	109			134
	2014	7	13	16	22	20	17	16	15	7	18	-	-	151	38.5%	▲	151
General Civil - Level 1	2013	3	-	5	2	1	1	1	1	-	-	2	1	14			17
	2014	2	2	1	2	4	-	1	4	6	-	-	-	22	57.1%	▲	22
General Civil - Level 2	2013	37	42	52	47	38	30	51	47	33	63	36	48	440			524
	2014	52	39	38	55	55	49	38	32	42	50	-	-	450	2.3%	▲	450
General Civil - Level 3	2013	29	23	38	27	30	28	23	31	29	24	29	29	282			340
	2014	24	16	30	45	23	32	28	24	19	17	-	-	258	-8.5%	▼	258
Miscellaneous	2013	742	560	577	503	451	352	448	383	386	420	414	391	4,822			5,627
	2014	445	384	434	390	362	336	387	385	380	400	-	-	3,903	-19.1%	▼	3,903
Misdemeanor	2013	48	31	36	30	43	40	42	46	44	37	57	29	397			483
	2014	46	45	57	28	69	50	70	50	38	52	-	-	505	27.2%	▲	505
Non-Capital Felonies and Related Matters	2013	87	64	118	113	157	108	154	127	100	136	120	72	1,164			1,356
	2014	86	157	77	108	149	100	166	101	139	123	-	-	1,206	3.6%	▲	1,206
Other	2013	36	45	44	37	36	50	44	47	30	34	37	31	403			471
	2014	44	71	43	35	31	45	31	29	38	30	-	-	397	-1.5%	▼	397
Other Criminally Related Matters	2013	18	44	52	36	23	31	49	27	25	62	41	24	367			432
	2014	19	17	34	44	39	41	30	47	40	58	-	-	369	0.5%	▲	369
Probates/Wills and Trusts - Level 1	2013	-	1	-	-	-	1	1	-	1	1	1	1	5			7
	2014	-	1	-	1	1	1	1	-	-	-	-	-	5	0.0%	↔	5
Probates/Wills and Trusts - Level 2	2013	4	5	15	9	12	10	16	8	7	6	4	8	92			104
	2014	4	8	9	6	6	6	8	14	10	9	-	-	80	-13.0%	▼	80
Uncontested Divorce	2013	41	59	67	67	65	55	58	76	54	61	41	41	603			685
	2014	68	43	62	61	71	60	58	41	52	62	-	-	578	-4.1%	▼	578

Type of Court: Circuit

Locale/Circuit: Rappahannock 20

Start/End Date: Jan-13 / Oct-14

Type of Case: Filings

AVG. Month: 41

2013 AVG Month: 45

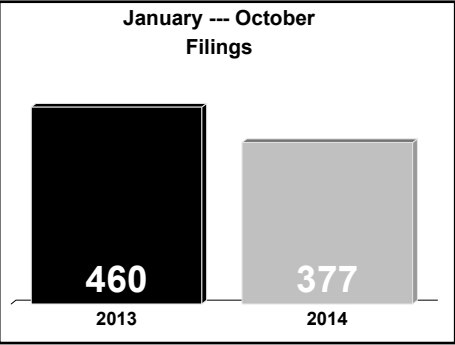
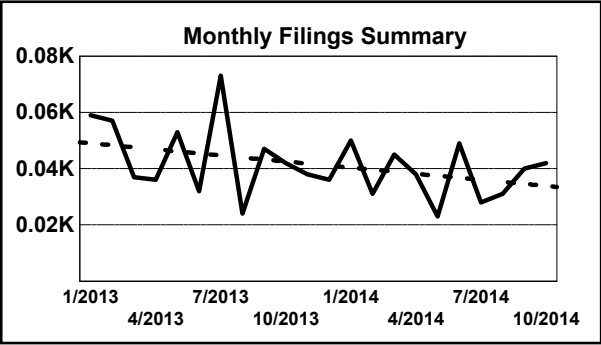
2014 AVG Month: 38

Jan-Oct 2013: 460

Jan-Oct 2014: 377

Filings Trending: Downward ▼

D
a
s
h
b
o
a
r
d



	Jan	Feb	Mar	Apr	May	Jun	Jul	Aug	Sep	Oct	Nov	Dec	Thru Oct	% Change	Trending	Total
2013	59	57	37	36	53	32	73	24	47	42	38	36	460			534
2014	50	31	45	38	23	49	28	31	40	42	-	-	377	-18.0%	▼	377

		Jan	Feb	Mar	Apr	May	Jun	Jul	Aug	Sep	Oct	Nov	Dec	Thru Oct	% Change	Trending	Total
Administrative Law	2013	-	-	-	-	-	-	-	-	-	-	1	-	0			1
Contested Divorce	2013	2	1	-	1	-	2	1	-	-	-	1	-	7	0.0%	↔	8
	2014	1	-	-	1	-	1	-	1	-	1	-	-	5	-28.6%	▼	5
Domestic and Family - Level 1	2013	-	3	1	-	-	-	6	1	-	1	-	-	12			12
	2014	-	-	-	-	-	1	-	-	-	-	-	-	1	-91.7%	▼	1
Domestic and Family - Lev	2014	-	-	-	-	-	-	1	-	-	-	-	-	1			1
General Civil - Level 1	2013	-	-	-	-	-	-	1	-	-	-	-	-	1			1
General Civil - Level 2	2013	-	6	1	-	4	-	3	1	2	-	1	1	17			19
	2014	2	-	-	3	1	-	1	2	-	3	-	-	12	-29.4%	▼	12
General Civil - Level 3	2013	-	1	1	2	2	3	1	-	1	-	1	2	11			14
	2014	-	-	1	-	1	-	-	-	-	-	-	-	2	-81.8%	▼	2
Miscellaneous	2013	36	30	9	17	20	6	14	10	12	15	11	11	169			191
	2014	15	18	18	20	8	20	15	13	10	19	-	-	156	-7.7%	▼	156
Misdemeanor	2013	4	4	4	3	6	3	1	2	2	9	2	5	38			45
	2014	3	3	3	5	-	8	1	2	2	2	-	-	29	-23.7%	▼	29
Non-Capital Felonies and Related Matters	2013	5	2	5	-	6	9	40	-	19	3	5	3	89			97
	2014	8	1	9	1	5	-	2	2	15	11	-	-	54	-39.3%	▼	54
Other	2013	10	10	14	7	12	8	6	8	10	11	16	12	96			124
	2014	20	8	13	8	8	16	4	10	12	5	-	-	104	8.3%	▲	104
Other Criminally Related Matters	2013	1	-	1	4	1	1	-	-	1	-	-	1	9			10
	2014	-	1	-	-	-	3	-	-	1	-	-	-	5	-44.4%	▼	5
Probates/Wills and Trusts	2013	-	-	-	1	-	-	-	1	-	-	-	-	2			2
	2014	-	-	-	-	-	-	-	1	-	-	-	-	1			1
Uncontested Divorce	2013	1	-	1	1	2	-	-	1	-	3	-	1	9			10
	2014	1	-	1	-	-	-	4	-	-	1	-	-	7	-22.2%	▼	7

Type of Court: Circuit

Locale/Circuit: Henry 21

Start/End Date: Jan-13 / Oct-14

Type of Case: Filings

AVG. Month: 309

2013 AVG Month: 297

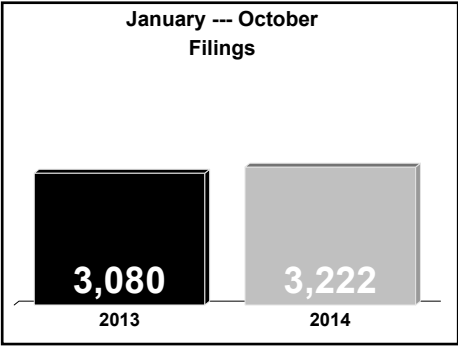
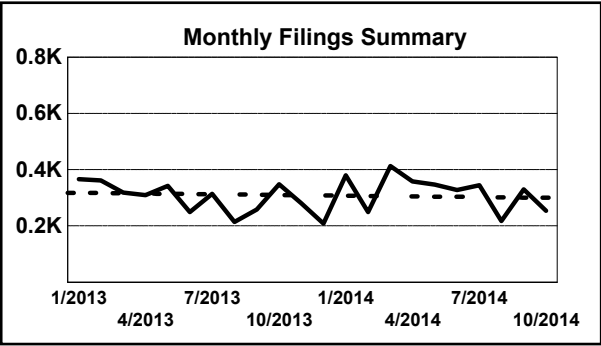
2014 AVG Month: 322

Jan-Oct 2013: 3,080

Jan-Oct 2014: 3,222

Filings Trending: Upward ▲

D
a
s
h
b
o
a
r
d

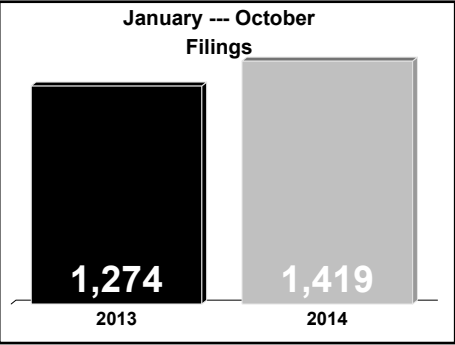
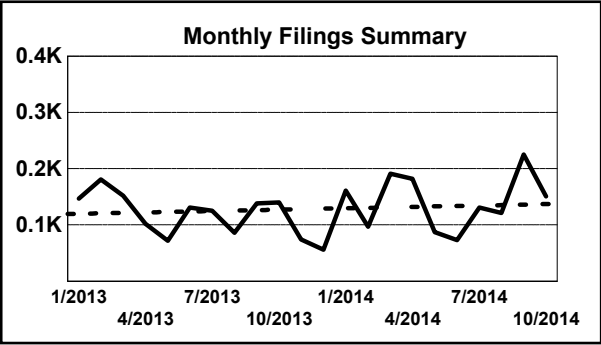


	Jan	Feb	Mar	Apr	May	Jun	Jul	Aug	Sep	Oct	Nov	Dec	Thru Oct	% Change	Trending	Total
2013	366	362	318	309	342	249	314	214	258	348	281	208	3,080			3,569
2014	380	249	413	358	347	328	345	218	330	254	-	-	3,222	4.6%	▲	3,222

		Jan	Feb	Mar	Apr	May	Jun	Jul	Aug	Sep	Oct	Nov	Dec	Thru Oct	% Change	Trending	Total
Administrative Law	2013	-	-	-	-	-	-	-	-	-	-	1	-	0			1
	2014	-	2	-	-	1	-	1	-	-	-	-	-	4	0.0%	↔	4
Contested Divorce	2013	3	3	9	5	2	4	6	3	8	7	5	5	50			60
	2014	9	7	8	5	1	4	12	12	5	6	-	-	69	38.0%	▲	69
Domestic and Family - Level 1	2013	5	3	-	2	2	6	6	3	5	4	3	4	36			43
	2014	13	1	5	6	3	3	4	4	4	1	-	-	44	22.2%	▲	44
Domestic and Family - Level 2	2013	5	4	1	1	2	3	5	-	3	1	-	-	25			25
	2014	1	-	-	2	3	-	1	3	2	1	-	-	13	-48.0%	▼	13
General Civil - Level 1	2013	2	-	1	2	-	-	-	2	-	1	1	1	8			10
	2014	3	-	-	-	-	-	-	-	-	-	-	-	3	-62.5%	▼	3
General Civil - Level 2	2013	3	7	6	5	9	6	8	10	6	10	1	5	70			76
	2014	6	3	7	6	5	4	4	17	7	7	-	-	66	-5.7%	▼	66
General Civil - Level 3	2013	-	3	4	3	2	5	3	3	1	3	10	8	27			45
	2014	7	6	17	9	1	1	1	2	2	5	-	-	51	88.9%	▲	51
Miscellaneous	2013	184	159	52	132	144	112	64	63	85	81	43	43	1,076			1,162
	2014	130	95	118	111	79	103	96	49	68	79	-	-	928	-13.8%	▼	928
Misdemeanor	2013	44	44	37	42	34	36	45	32	40	50	28	44	404			476
	2014	36	39	35	54	46	44	53	30	28	41	-	-	406	0.5%	▲	406
Non-Capital Felonies and Related Matters	2013	77	96	155	75	110	56	87	64	75	71	152	47	866			1,065
	2014	139	56	122	72	175	66	132	52	166	59	-	-	1,039	20.0%	▲	1,039
Other	2013	31	14	19	14	16	7	70	10	21	97	17	21	299			337
	2014	16	24	69	73	16	81	23	28	29	35	-	-	394	31.8%	▲	394
Other Criminally Related Matters	2013	4	7	4	8	7	5	2	9	1	9	9	17	56			82
	2014	11	1	7	8	3	9	5	3	6	4	-	-	57	1.8%	▲	57
Probates/Wills and Trusts - Level 1	2013	-	2	-	1	1	-	-	-	-	-	-	-	4			4
	2014	1	-	-	-	-	-	-	-	-	-	-	-	1	-75.0%	▼	1
Probates/Wills and Trusts - Level 2	2013	-	-	1	2	-	-	-	2	1	1	2	2	7			11
	2014	1	1	3	1	1	-	-	2	2	1	-	-	12	71.4%	▲	12
Protective Orders	2013	-	1	-	-	-	-	-	-	-	-	-	-	1			1
Uncontested Divorce	2013	8	19	29	17	13	9	18	13	12	13	9	11	151			171
	2014	7	14	22	11	13	13	13	16	11	15	-	-	135	-10.6%	▼	135

Type of Court: Circuit
Locale/Circuit: Patrick 21
Start/End Date: Jan-13 / Oct-14
Type of Case: Filings
AVG. Month: 128
2013 AVG Month: 117
2014 AVG Month: 142
Jan-Oct 2013: 1,274
Jan-Oct 2014: 1,419
Filings Trending: Upward ▲

D
a
s
h
b
o
a
r
d

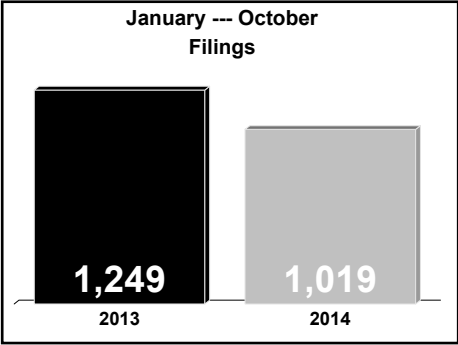
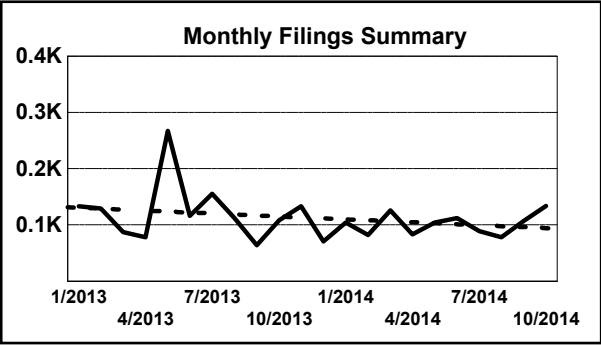


	Jan	Feb	Mar	Apr	May	Jun	Jul	Aug	Sep	Oct	Nov	Dec	Thru Oct	% Change	Trending	Total
2013	147	181	152	102	72	131	125	86	138	140	74	56	1,274			1,404
2014	161	97	191	182	87	73	131	121	225	151	-	-	1,419	11.4%	▲	1,419

		Jan	Feb	Mar	Apr	May	Jun	Jul	Aug	Sep	Oct	Nov	Dec	Thru Oct	% Change	Trending	Total
Administrative Law	2013	-	-	-	-	-	-	-	-	1	-	-	-	1			1
	2014	-	-	-	-	-	-	-	-	-	1	-	-	1	0.0%	↔	1
Contested Divorce	2013	5	2	4	3	-	2	2	1	-	1	1	2	20			23
	2014	-	6	3	3	1	3	3	2	3	4	-	-	28	40.0%	▲	28
Domestic and Family - Level 1	2013	-	1	-	-	-	1	4	2	-	3	-	-	11			11
	2014	-	2	-	10	6	2	-	-	-	-	-	-	20	81.8%	▲	20
Domestic and Family - Level 2	2013	-	-	1	-	1	-	-	1	-	-	1	-	3			4
	2014	-	-	-	1	-	1	-	1	-	-	-	-	3	0.0%	↔	3
General Civil - Level 1	2014	-	-	-	-	-	-	-	1	-	-	-	-	1			1
General Civil - Level 2	2013	3	1	1	2	2	1	2	1	2	3	3	2	18			23
	2014	1	-	-	2	3	2	-	3	-	-	-	-	11	-38.9%	▼	11
General Civil - Level 3	2013	-	2	2	-	2	1	-	1	-	2	1	5	10			16
	2014	1	1	1	3	1	-	-	2	2	5	-	-	16	60.0%	▲	16
Miscellaneous	2013	51	85	72	40	48	63	33	34	49	34	22	29	509			560
	2014	54	31	33	57	31	5	36	61	56	44	-	-	408	-19.8%	▼	408
Misdemeanor	2013	21	13	11	14	1	21	27	16	15	35	7	3	174			184
	2014	36	14	29	27	9	14	18	15	9	28	-	-	199	14.4%	▲	199
Non-Capital Felonies and Related Matters	2013	42	71	56	32	8	37	49	15	68	40	28	13	418			459
	2014	48	32	116	54	33	42	50	18	151	37	-	-	581	39.0%	▲	581
Other Criminally Related Matters	2013	20	3	-	2	3	-	5	12	-	12	10	-	57			67
	2014	19	7	-	21	-	-	22	10	-	27	-	-	106	86.0%	▲	106
Probates/Wills and Trusts	2013	-	-	-	-	-	-	-	-	-	1	1	-	1			2
Probates/Wills and Trusts - Level 2	2013	1	-	-	3	-	-	-	-	-	-	-	-	4			4
	2014	-	-	-	-	-	-	-	2	-	1	-	-	3	-25.0%	▼	3
Protective Orders	2014	-	-	-	-	-	-	-	2	-	-	-	-	2			2
Uncontested Divorce	2013	4	3	5	6	7	5	3	3	3	9	-	2	48			50
	2014	2	4	9	4	3	4	2	4	4	4	-	-	40	-16.7%	▼	40

Type of Court: Circuit
Locale/Circuit: Martinsville 21
Start/End Date: Jan-13 / Oct-14
Type of Case: Filings
AVG. Month: 112
2013 AVG Month: 121
2014 AVG Month: 102
Jan-Oct 2013: 1,249
Jan-Oct 2014: 1,019
Filings Trending: Downward ▼

D
a
s
h
b
o
a
r
d



	Jan	Feb	Mar	Apr	May	Jun	Jul	Aug	Sep	Oct	Nov	Dec	Thru Oct	% Change	Trending	Total
2013	133	129	87	78	267	116	155	112	64	108	133	71	1,249			1,453
2014	104	82	126	83	104	112	89	78	107	134	-	-	1,019	-18.4%	▼	1,019

		Jan	Feb	Mar	Apr	May	Jun	Jul	Aug	Sep	Oct	Nov	Dec	Thru Oct	% Change	Trending	Total
Administrative Law	2014	-	-	-	1	-	-	-	1	-	-	-	-	2			2
Contested Divorce	2013	-	1	1	2	2	1	-	1	-	3	-	-	11			11
	2014	-	-	1	1	1	2	-	-	1	-	-	-	6	-45.5%	▼	6
Domestic and Family - Level 1	2013	1	8	2	-	4	-	-	9	-	-	-	-	24			24
	2014	-	-	-	-	-	-	-	-	-	8	-	-	8	-66.7%	▼	8
Domestic and Family - Level 2	2013	-	-	-	-	1	-	-	-	-	-	-	1	1			2
	2014	-	-	-	-	-	1	-	-	-	-	-	-	1	0.0%	↔	1
General Civil - Level 1	2013	-	1	3	-	2	-	-	-	-	-	-	2	6			8
	2014	-	-	2	-	-	-	-	-	1	-	-	-	3	-50.0%	▼	3
General Civil - Level 2	2013	3	4	3	2	5	7	2	1	6	3	-	1	36			37
	2014	2	2	7	2	3	1	-	2	4	2	-	-	25	-30.6%	▼	25
General Civil - Level 3	2013	3	1	3	1	4	1	1	1	4	2	-	1	21			22
	2014	5	3	3	1	2	2	2	-	2	1	-	-	21	0.0%	↔	21
Miscellaneous	2013	21	26	25	16	14	10	18	11	11	12	9	7	164			180
	2014	16	17	23	17	22	14	17	16	15	10	-	-	167	1.8%	▲	167
Misdemeanor	2013	28	18	17	15	39	23	10	24	5	22	16	21	201			238
	2014	20	8	8	20	15	26	6	12	30	30	-	-	175	-12.9%	▼	175
Non-Capital Felonies and Related Matters	2013	52	57	19	21	181	45	101	40	24	45	97	28	585			710
	2014	38	40	55	20	50	42	47	37	35	55	-	-	419	-28.4%	▼	419
Other	2013	18	6	11	19	6	21	21	15	12	17	8	5	146			159
	2014	17	7	18	10	6	10	12	5	12	15	-	-	112	-23.3%	▼	112
Other Criminally Related Matters	2013	6	2	-	1	7	6	2	9	1	3	2	4	37			43
	2014	4	2	6	7	4	13	1	3	6	11	-	-	57	54.1%	▲	57
Probates/Wills and Trusts - Level 2	2013	-	2	-	-	1	-	-	1	-	1	1	1	5			7
	2014	1	1	-	1	-	-	1	-	1	-	-	-	5	0.0%	↔	5
Uncontested Divorce	2013	1	3	3	1	1	2	-	-	1	-	-	-	12			12
	2014	1	2	3	3	1	1	3	2	-	2	-	-	18	50.0%	▲	18

Type of Court: Circuit

Locale/Circuit: Franklin County 22

Start/End Date: Jan-13 / Oct-14

Type of Case: Filings

AVG. Month: 322

2013 AVG Month: 358

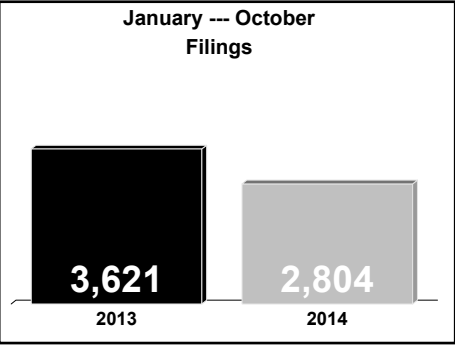
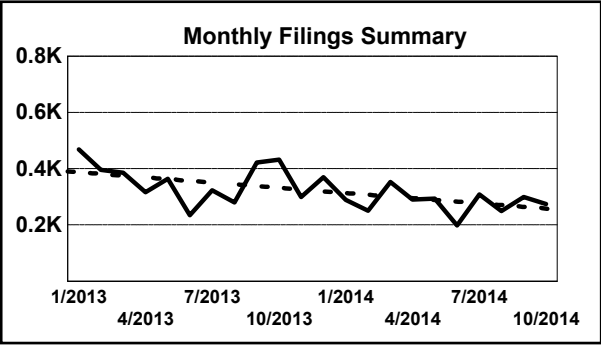
2014 AVG Month: 280

Jan-Oct 2013: 3,621

Jan-Oct 2014: 2,804

Filings Trending: Downward ▼

D
a
s
h
b
o
a
r
d



	Jan	Feb	Mar	Apr	May	Jun	Jul	Aug	Sep	Oct	Nov	Dec	Thru Oct	% Change	Trending	Total
2013	468	396	386	316	364	234	323	280	422	432	299	370	3,621			4,290
2014	289	250	353	290	294	198	308	249	299	274	-	-	2,804	-22.6%	▼	2,804

		Jan	Feb	Mar	Apr	May	Jun	Jul	Aug	Sep	Oct	Nov	Dec	Thru Oct	% Change	Trending	Total
Administrative Law	2013	-	-	-	-	-	-	-	-	-	1	-	-	1			1
	2014	1	-	2	-	-	-	-	-	-	-	-	-	3	200.0%	▲	3
Contested Divorce	2013	8	1	5	7	3	8	4	6	12	6	4	6	60			70
	2014	2	12	4	11	4	1	10	7	11	7	-	-	69	15.0%	▲	69
Domestic and Family - Level 1	2013	21	2	8	5	2	3	10	8	10	2	9	7	71			87
	2014	18	7	5	2	6	2	9	1	9	5	-	-	64	-9.9%	▼	64
Domestic and Family - Level 2	2013	2	2	-	-	2	1	4	3	1	3	3	-	18			21
	2014	2	2	4	1	4	5	4	1	4	2	-	-	29	61.1%	▲	29
General Civil - Level 1	2013	-	-	-	-	-	-	-	2	-	-	-	2	2			4
	2014	1	-	2	-	1	1	-	-	-	-	-	-	5	150.0%	▲	5
General Civil - Level 2	2013	13	8	11	13	10	5	7	9	10	7	5	9	93			107
	2014	10	8	12	6	12	7	8	11	9	8	-	-	91	-2.2%	▼	91
General Civil - Level 3	2013	12	4	7	5	12	5	6	3	1	5	3	2	60			65
	2014	16	6	4	5	6	13	8	8	6	3	-	-	75	25.0%	▲	75
Miscellaneous	2013	227	189	177	152	114	72	93	86	100	112	115	105	1,322			1,542
	2014	131	109	126	100	81	64	101	52	100	93	-	-	957	-27.6%	▼	957
Misdemeanor	2013	44	36	46	33	55	53	67	53	74	107	59	74	568			701
	2014	31	22	61	46	71	24	22	88	62	46	-	-	473	-16.7%	▼	473
Non-Capital Felonies and Related Matters	2013	118	132	106	80	151	77	113	97	196	172	82	153	1,242			1,477
	2014	58	60	109	97	83	62	117	63	78	87	-	-	814	-34.5%	▼	814
Other	2013	1	-	2	-	-	-	1	-	-	2	-	-	6			6
	2014	3	-	-	1	2	2	6	1	4	7	-	-	26	333.3%	▲	26
Other Criminally Related Matters	2013	5	5	1	5	2	4	5	1	4	3	5	-	35			40
	2014	3	3	2	4	5	2	2	2	2	1	-	-	26	-25.7%	▼	26
Probates/Wills and Trusts	2014	-	-	-	-	-	-	-	-	-	2	-	-	2			2
Probates/Wills and Trusts - Level 2	2013	3	1	2	1	1	1	1	1	2	2	4	1	15			20
	2014	-	1	2	-	-	1	1	3	2	3	-	-	13	-13.3%	▼	13
Uncontested Divorce	2013	14	16	21	15	12	5	12	11	12	10	10	11	128			149
	2014	13	20	20	17	19	14	20	12	12	10	-	-	157	22.7%	▲	157

Type of Court: Circuit

Locale/Circuit: Pittsylvania 22

Start/End Date: Jan-13 / Oct-14

Type of Case: Filings

AVG. Month: 323

2013 AVG Month: 347

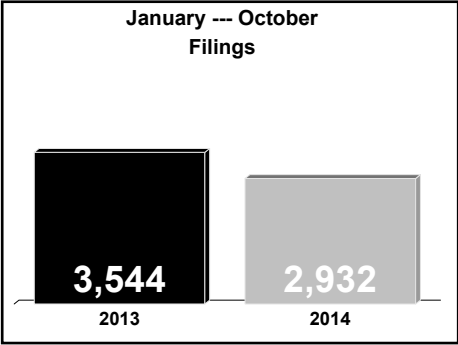
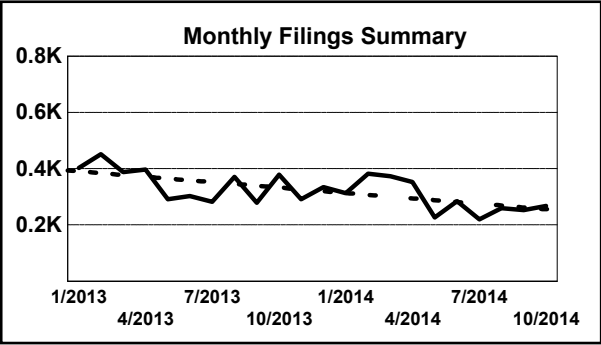
2014 AVG Month: 293

Jan-Oct 2013: 3,544

Jan-Oct 2014: 2,932

Filings Trending: Downward ▼

D
a
s
h
b
o
a
r
d



	Jan	Feb	Mar	Apr	May	Jun	Jul	Aug	Sep	Oct	Nov	Dec	Thru Oct	% Change	Trending	Total
2013	403	451	388	397	291	303	282	371	279	379	291	334	3,544			4,169
2014	313	382	373	353	227	284	220	259	253	268	-	-	2,932	-17.3%	▼	2,932

		Jan	Feb	Mar	Apr	May	Jun	Jul	Aug	Sep	Oct	Nov	Dec	Thru Oct	% Change	Trending	Total
Administrative Law	2013	-	-	1	-	-	-	2	1	-	-	-	-	4			4
	2014	-	1	-	-	-	-	-	-	1	-	-	-	2	-50.0%	▼	2
Contested Divorce	2013	8	8	6	11	9	4	10	8	11	4	6	4	79			89
	2014	5	9	6	6	6	10	3	9	10	11	-	-	75	-5.1%	▼	75
Domestic and Family - Level 1	2013	6	-	-	14	10	-	16	12	4	5	-	10	67			77
	2014	23	6	21	2	1	13	6	28	-	2	-	-	102	52.2%	▲	102
Domestic and Family - Level 2	2013	1	1	2	1	3	2	1	3	1	-	1	2	15			18
	2014	1	3	4	1	-	2	3	2	3	3	-	-	22	46.7%	▲	22
General Civil - Level 1	2013	1	1	-	-	-	-	-	-	-	1	-	1	3			4
	2014	1	-	-	-	-	-	-	1	-	-	-	-	2	-33.3%	▼	2
General Civil - Level 2	2013	6	5	5	6	11	6	7	3	4	5	8	4	58			70
	2014	2	8	2	9	4	2	9	6	2	2	-	-	46	-20.7%	▼	46
General Civil - Level 3	2013	4	1	-	1	3	3	3	5	3	16	4	1	39			44
	2014	9	10	5	-	4	2	1	2	6	4	-	-	43	10.3%	▲	43
Miscellaneous	2013	270	285	210	143	125	75	106	94	137	144	140	158	1,589			1,887
	2014	180	162	187	136	122	70	89	81	104	100	-	-	1,231	-22.5%	▼	1,231
Misdemeanor	2013	13	27	21	23	21	37	11	21	19	42	14	34	235			283
	2014	14	25	21	31	9	30	16	26	13	17	-	-	202	-14.0%	▼	202
Non-Capital Felonies and Related Matters	2013	33	71	62	139	53	119	59	163	51	110	37	81	860			978
	2014	34	111	77	118	32	98	39	57	63	78	-	-	707	-17.8%	▼	707
Other	2013	40	28	41	41	32	30	40	32	33	34	63	23	351			437
	2014	32	29	32	28	23	33	30	34	32	36	-	-	309	-12.0%	▼	309
Other Criminally Related Matters	2013	2	4	4	3	4	2	7	4	1	9	2	5	40			47
	2014	-	2	2	3	1	2	4	4	3	1	-	-	22	-45.0%	▼	22
Probates/Wills and Trusts	2014	1	-	-	-	-	-	-	-	-	-	-	-	1			1
Probates/Wills and Trusts - Level 2	2013	1	-	-	2	-	-	-	-	-	-	-	-	3			3
	2014	-	2	-	-	2	3	3	1	1	2	-	-	14	366.7%	▲	14
Uncontested Divorce	2013	18	20	36	13	20	25	20	25	15	9	16	11	201			228
	2014	11	14	16	19	23	19	17	8	15	12	-	-	154	-23.4%	▼	154

Type of Court: Circuit

Locale/Circuit: Danville 22

Start/End Date: Jan-13 / Oct-14

Type of Case: Filings

AVG. Month: 372

2013 AVG Month: 367

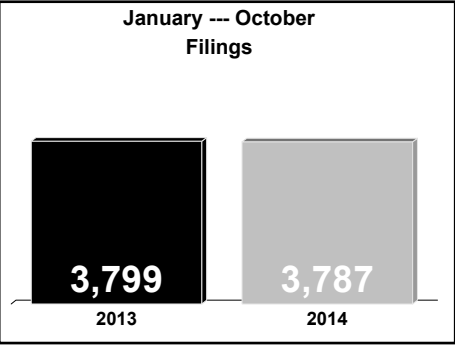
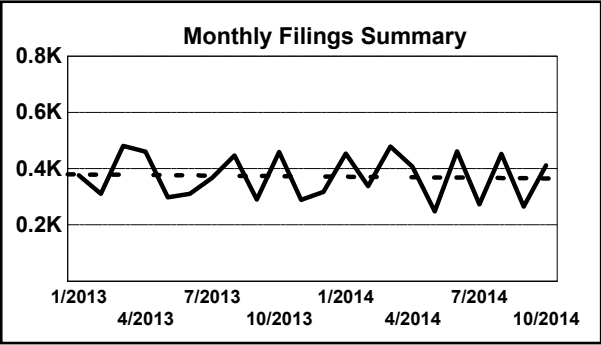
2014 AVG Month: 379

Jan-Oct 2013: 3,799

Jan-Oct 2014: 3,787

Filings Trending: Steady ↔

D
a
s
h
b
o
a
r
d



	Jan	Feb	Mar	Apr	May	Jun	Jul	Aug	Sep	Oct	Nov	Dec	Thru Oct	% Change	Trending	Total
2013	376	311	481	460	298	310	367	447	290	459	289	317	3,799			4,405
2014	454	338	478	407	248	461	273	452	265	411	-	-	3,787	-0.3%	▼	3,787

		Jan	Feb	Mar	Apr	May	Jun	Jul	Aug	Sep	Oct	Nov	Dec	Thru Oct	% Change	Trending	Total
Administrative Law	2013	-	1	-	1	-	-	-	-	-	-	-	-	2			2
	2014	-	-	1	-	-	-	2	-	2	-	-	-	5	150.0%	▲	5
Capital Murder	2013	-	-	-	-	-	-	-	-	-	-	-	2	0			2
	2014	1	-	-	-	-	-	-	-	-	1	-	-	2	0.0%	↔	2
Contested Divorce	2013	2	1	2	1	3	1	2	2	2	-	6	-	16			22
	2014	3	5	3	4	3	3	3	4	4	4	-	-	36	125.0%	▲	36
Domestic and Family - Level 1	2013	9	5	6	9	2	3	9	20	6	9	6	3	78			87
	2014	2	15	2	8	6	8	2	9	6	2	-	-	60	-23.1%	▼	60
Domestic and Family - Level 2	2013	-	1	2	-	-	1	5	2	3	6	1	6	20			27
	2014	5	3	4	6	4	2	3	1	4	3	-	-	35	75.0%	▲	35
General Civil - Level 1	2013	-	-	-	-	-	-	1	1	-	-	2	-	2			4
	2014	-	-	-	1	-	-	-	-	-	-	-	-	1	-50.0%	▼	1
General Civil - Level 2	2013	5	3	10	10	5	6	6	9	7	1	4	1	62			67
	2014	7	4	5	7	8	4	7	6	8	3	-	-	59	-4.8%	▼	59
General Civil - Level 3	2013	10	3	4	10	6	5	2	1	2	5	6	8	48			62
	2014	5	5	5	4	3	5	8	12	16	7	-	-	70	45.8%	▲	70
Miscellaneous	2013	100	68	110	51	64	50	28	36	66	37	48	28	610			686
	2014	62	76	76	47	31	60	48	32	35	43	-	-	510	-16.4%	▼	510
Misdemeanor	2013	64	95	116	179	67	94	76	148	32	123	63	145	994			1,202
	2014	67	97	88	144	48	128	49	111	55	131	-	-	918	-7.6%	▼	918
Non-Capital Felonies and Related Matters	2013	170	113	216	180	136	137	218	211	152	255	143	116	1,788			2,047
	2014	289	113	268	169	121	234	134	262	124	204	-	-	1,918	7.3%	▲	1,918
Other	2013	5	-	-	-	1	1	-	1	1	-	-	-	9			9
	2014	-	-	-	-	-	1	2	1	3	1	-	-	8	-11.1%	▼	8
Other Criminally Related Matters	2013	5	11	7	12	8	8	15	8	9	13	6	5	96			107
	2014	7	11	8	7	10	10	10	9	1	8	-	-	81	-15.6%	▼	81
Probates/Wills and Trusts - Level 2	2013	-	1	1	1	3	1	-	-	-	2	-	1	9			10
	2014	1	1	-	-	-	1	2	-	-	-	-	-	5	-44.4%	▼	5
Protective Orders	2013	-	-	-	-	-	-	-	1	2	1	-	-	4			4
	2014	-	-	-	-	1	-	-	-	-	-	-	-	1	-75.0%	▼	1
Uncontested Divorce	2013	6	9	7	6	3	3	5	7	8	7	4	2	61			67
	2014	5	8	18	10	13	5	3	5	7	4	-	-	78	27.9%	▲	78

Type of Court: Circuit

Locale/Circuit: Roanoke County 23

Start/End Date: Jan-13 / Oct-14

Type of Case: Filings

AVG. Month: 406

2013 AVG Month: 416

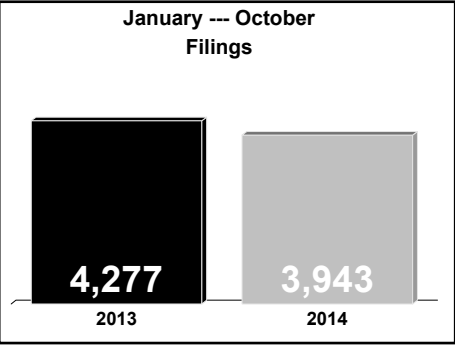
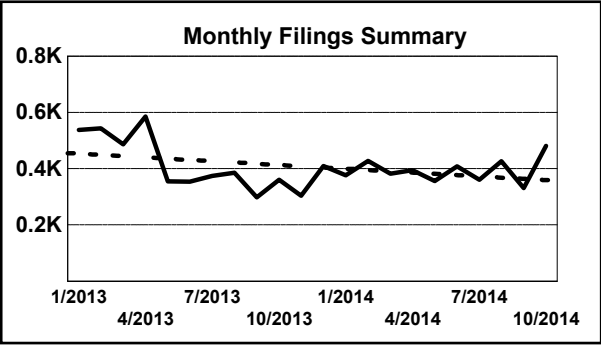
2014 AVG Month: 394

Jan-Oct 2013: 4,277

Jan-Oct 2014: 3,943

Filings Trending: Downward ▼

D
a
s
h
b
o
a
r
d



	Jan	Feb	Mar	Apr	May	Jun	Jul	Aug	Sep	Oct	Nov	Dec	Thru Oct	% Change	Trending	Total
2013	537	543	486	585	355	354	374	385	298	360	304	409	4,277			4,990
2014	376	427	382	395	356	408	361	426	331	481	-	-	3,943	-7.8%	▼	3,943

		Jan	Feb	Mar	Apr	May	Jun	Jul	Aug	Sep	Oct	Nov	Dec	Thru Oct	% Change	Trending	Total
Administrative Law	2013	-	1	-	-	-	1	-	-	1	-	-	1	3			4
	2014	-	1	-	1	-	1	1	1	-	1	-	-	6	100.0%	▲	6
Capital Murder	2014	-	-	-	-	-	-	-	-	1	-	-	-	1			1
Contested Divorce	2013	13	15	15	15	9	11	8	7	8	15	8	5	116			129
	2014	8	8	9	12	4	14	13	6	15	6	-	-	95	-18.1%	▼	95
Domestic and Family - Level 1	2013	10	3	3	12	8	8	9	15	10	11	5	16	89			110
	2014	10	20	6	8	14	11	9	16	11	8	-	-	113	27.0%	▲	113
Domestic and Family - Level 2	2013	1	5	1	4	4	8	1	5	4	7	8	-	40			48
	2014	3	3	5	4	2	5	6	5	3	6	-	-	42	5.0%	▲	42
General Civil - Level 1	2013	1	-	1	1	-	-	1	-	1	2	1	-	7			8
	2014	1	-	1	1	-	-	-	-	-	-	-	-	3	-57.1%	▼	3
General Civil - Level 2	2013	5	13	14	13	14	7	16	14	8	13	2	13	117			132
	2014	13	6	10	8	10	14	16	11	7	14	-	-	109	-6.8%	▼	109
General Civil - Level 3	2013	4	5	1	8	22	13	9	5	2	13	3	1	82			86
	2014	9	5	5	5	23	5	4	1	2	5	-	-	64	-22.0%	▼	64
Miscellaneous	2013	358	280	245	188	159	114	140	176	144	155	162	200	1,959			2,321
	2014	211	183	198	155	130	141	129	158	121	169	-	-	1,595	-18.6%	▼	1,595
Misdemeanor	2013	25	56	28	51	30	36	44	39	29	21	21	32	359			412
	2014	27	30	31	36	35	29	31	44	28	43	-	-	334	-7.0%	▼	334
Non-Capital Felonies and Related Matters	2013	81	137	139	248	72	111	98	92	55	94	62	112	1,127			1,301
	2014	61	125	79	121	91	151	108	138	86	187	-	-	1,147	1.8%	▲	1,147
Other	2013	1	1	5	4	2	4	3	2	2	-	3	1	24			28
	2014	1	3	2	2	-	-	3	3	4	5	-	-	23	-4.2%	▼	23
Other Criminally Related Matters	2013	8	11	6	5	12	13	7	5	10	5	13	8	82			103
	2014	8	11	7	8	10	8	10	16	15	8	-	-	101	23.2%	▲	101
Probates/Wills and Trusts - Level 1	2013	1	-	-	-	-	1	-	-	1	-	-	-	3			3
	2014	-	1	1	-	-	-	-	1	-	1	-	-	4	33.3%	▲	4
Probates/Wills and Trusts - Level 2	2013	4	3	3	8	4	5	9	2	4	1	3	5	43			51
	2014	1	8	4	5	15	5	5	5	8	7	-	-	63	46.5%	▲	63
Uncontested Divorce	2013	25	13	25	28	19	22	29	23	19	23	13	15	226			254
	2014	23	23	24	29	22	24	26	21	30	21	-	-	243	7.5%	▲	243

Type of Court: Circuit

Locale/Circuit: Roanoke 23

Start/End Date: Jan-13 / Oct-14

Type of Case: Filings

AVG. Month: 470

2013 AVG Month: 477

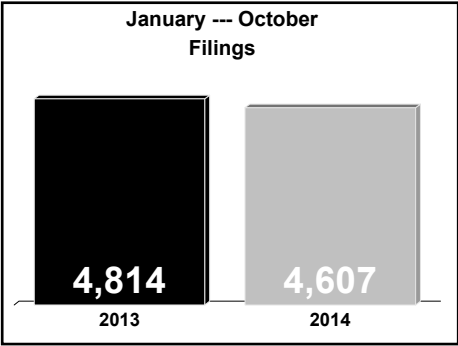
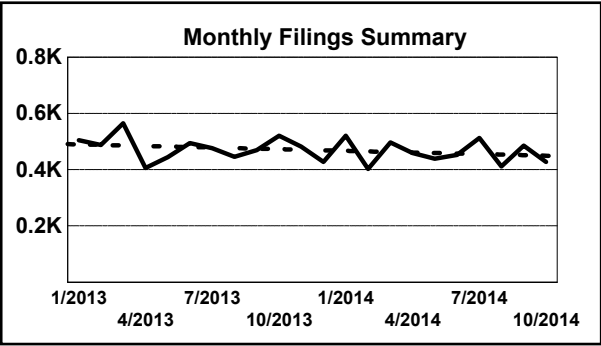
2014 AVG Month: 461

Jan-Oct 2013: 4,814

Jan-Oct 2014: 4,607

Filings Trending: Downward ▼

D
a
s
h
b
o
a
r
d



	Jan	Feb	Mar	Apr	May	Jun	Jul	Aug	Sep	Oct	Nov	Dec	Thru Oct	% Change	Trending	Total
2013	505	488	565	406	444	494	476	446	469	521	482	428	4,814			5,724
2014	521	402	497	459	439	452	513	412	485	427	-	-	4,607	-4.3%	▼	4,607

		Jan	Feb	Mar	Apr	May	Jun	Jul	Aug	Sep	Oct	Nov	Dec	Thru Oct	% Change	Trending	Total
Administrative Law	2013	-	-	1	1	-	-	-	-	1	-	-	-	3			3
	2014	-	1	1	-	-	1	-	-	1	1	-	-	5	66.7%	▲	5
Capital Murder	2013	-	-	-	-	-	-	-	-	-	-	1	-	0			1
Contested Divorce	2013	15	13	6	16	11	13	11	5	14	8	17	12	112	0.0%	↔	141
	2014	15	9	24	13	15	12	14	12	15	7	-	-	136	21.4%	▲	136
Domestic and Family - Level 1	2013	3	8	15	10	17	30	17	29	27	14	28	15	170			213
	2014	25	16	15	25	16	14	24	8	7	6	-	-	156	-8.2%	▼	156
Domestic and Family - Level 2	2013	-	4	5	4	4	4	4	1	3	5	-	1	34			35
	2014	1	5	5	2	2	3	4	4	9	3	-	-	38	11.8%	▲	38
General Civil - Level 1	2013	11	6	11	5	11	4	6	4	7	3	10	4	68			82
	2014	8	7	4	6	9	5	3	6	13	5	-	-	66	-2.9%	▼	66
General Civil - Level 2	2013	24	19	29	28	34	29	22	22	30	23	18	19	260			297
	2014	22	24	34	25	36	14	24	26	26	19	-	-	250	-3.8%	▼	250
General Civil - Level 3	2013	13	7	11	4	5	16	18	20	9	6	7	3	109			119
	2014	11	5	13	14	4	10	3	8	9	14	-	-	91	-16.5%	▼	91
Miscellaneous	2013	196	173	159	132	111	105	122	110	92	110	114	127	1,310			1,551
	2014	158	111	129	107	100	101	119	108	113	77	-	-	1,123	-14.3%	▼	1,123
Misdemeanor	2013	31	23	44	33	39	53	47	33	49	46	46	30	398			474
	2014	44	24	48	40	31	40	53	32	36	36	-	-	384	-3.5%	▼	384
Non-Capital Felonies and Related Matters	2013	165	185	208	121	151	179	174	169	180	246	186	174	1,778			2,138
	2014	180	164	189	160	180	182	211	158	190	198	-	-	1,812	1.9%	▲	1,812
Other	2013	5	1	1	3	5	3	2	-	-	3	3	1	23			27
	2014	5	2	4	1	11	11	11	6	7	13	-	-	71	208.7%	▲	71
Other Criminally Related Matters	2013	14	19	21	18	15	26	17	20	22	30	16	12	202			230
	2014	27	16	7	34	14	30	22	15	30	21	-	-	216	6.9%	▲	216
Probates/Wills and Trusts - Level 1	2013	-	-	-	-	-	1	-	1	-	-	-	-	2			2
	2014	-	-	-	1	-	-	-	-	-	-	-	-	1	-50.0%	▼	1
Probates/Wills and Trusts - Level 2	2013	1	1	3	3	4	4	6	5	4	5	1	5	36			42
	2014	4	2	-	5	4	1	2	4	3	4	-	-	29	-19.4%	▼	29
Uncontested Divorce	2013	27	29	51	28	37	27	30	27	31	22	35	25	309			369
	2014	21	16	24	26	17	28	23	25	26	23	-	-	229	-25.9%	▼	229

Type of Court: Circuit

Locale/Circuit: Salem 23

Start/End Date: Jan-13 / Oct-14

Type of Case: Filings

AVG. Month: 126

2013 AVG Month: 130

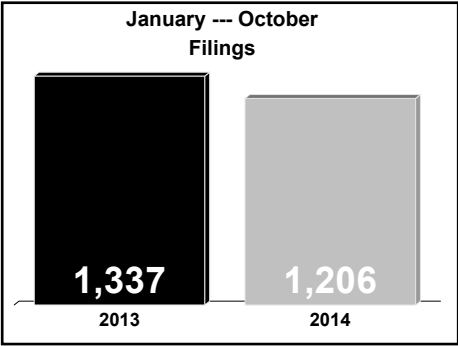
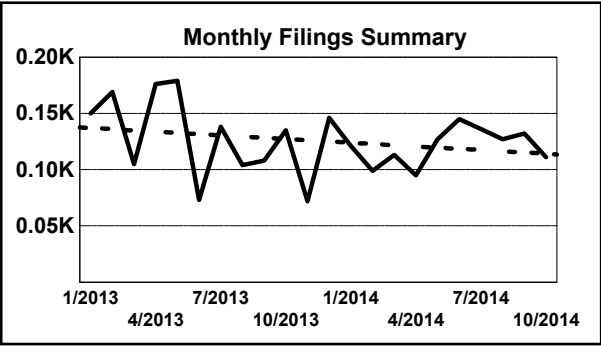
2014 AVG Month: 121

Jan-Oct 2013: 1,337

Jan-Oct 2014: 1,206

Filings Trending: Downward ▼

D
a
s
h
b
o
a
r
d

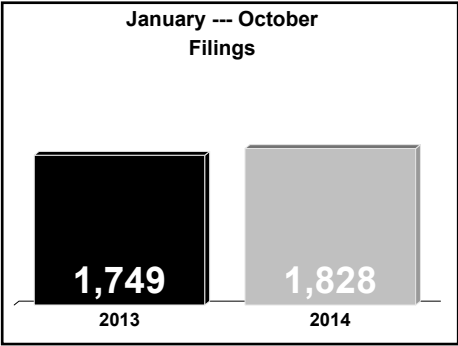
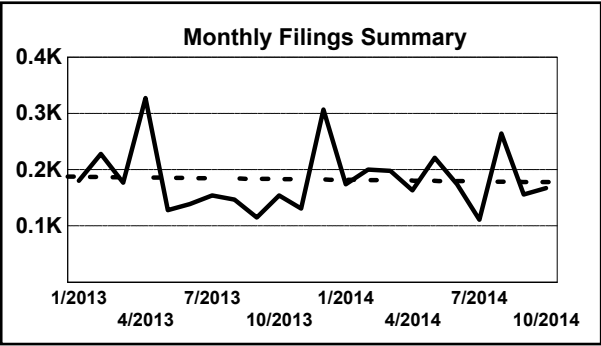


	Jan	Feb	Mar	Apr	May	Jun	Jul	Aug	Sep	Oct	Nov	Dec	Thru Oct	% Change	Trending	Total
2013	150	169	105	176	179	73	138	104	108	135	72	146	1,337			1,555
2014	121	99	113	95	127	145	136	127	132	111	-	-	1,206	-9.8%	▼	1,206

		Jan	Feb	Mar	Apr	May	Jun	Jul	Aug	Sep	Oct	Nov	Dec	Thru Oct	% Change	Trending	Total
Administrative Law	2014	-	-	-	-	-	-	-	-	-	1	-	-	1			1
Contested Divorce	2013	4	2	7	13	6	5	6	8	8	2	5	1	61			67
	2014	2	2	1	5	2	6	15	8	10	4	-	-	55	-9.8%	▼	55
Domestic and Family - Level 2	2013	1	-	-	1	-	-	1	-	2	-	-	-	5			5
	2014	-	-	-	-	-	-	1	1	-	1	-	-	3	-40.0%	▼	3
General Civil - Level 1	2013	-	1	-	1	-	1	-	-	-	1	1	1	4			6
	2014	-	2	-	1	-	-	1	2	-	-	-	-	6	50.0%	▲	6
General Civil - Level 2	2013	7	1	4	6	4	3	5	4	5	3	3	7	42			52
	2014	7	10	3	3	4	3	6	3	10	8	-	-	57	35.7%	▲	57
General Civil - Level 3	2013	-	-	-	2	3	1	-	-	3	1	-	1	10			11
	2014	1	-	1	3	4	3	1	3	3	6	-	-	25	150.0%	▲	25
Miscellaneous	2013	74	59	45	65	41	25	29	37	35	33	21	33	443			497
	2014	47	51	37	30	36	33	34	41	37	33	-	-	379	-14.4%	▼	379
Misdemeanor	2013	14	13	13	13	17	3	7	11	9	10	5	7	110			122
	2014	6	1	12	6	12	3	9	14	20	7	-	-	90	-18.2%	▼	90
Non-Capital Felonies and Related Matters	2013	39	80	28	66	102	28	85	33	36	76	32	88	573			693
	2014	55	26	49	28	60	87	62	41	45	44	-	-	497	-13.3%	▼	497
Other Criminally Related Matters	2013	3	3	1	2	1	2	3	4	-	1	1	2	20			23
	2014	1	-	4	6	1	1	1	3	1	1	-	-	19	-5.0%	▼	19
Probates/Wills and Trusts	2013	-	-	-	-	1	-	-	-	-	-	-	-	1			1
Probates/Wills and Trusts - Level 2	2013	2	1	2	-	-	-	-	2	-	2	2	1	9			12
	2014	-	-	2	3	5	-	-	2	1	-	-	-	13	44.4%	▲	13
Uncontested Divorce	2013	6	9	5	7	4	5	2	5	10	6	2	5	59			66
	2014	2	7	4	10	3	9	6	9	5	6	-	-	61	3.4%	▲	61

Type of Court: Circuit
Locale/Circuit: Amherst 24
Start/End Date: Jan-13 / Oct-14
Type of Case: Filings
AVG. Month: 183
2013 AVG Month: 182
2014 AVG Month: 183
Jan-Oct 2013: 1,749
Jan-Oct 2014: 1,828
Filings Trending: Upward ▲

D
a
s
h
b
o
a
r
d

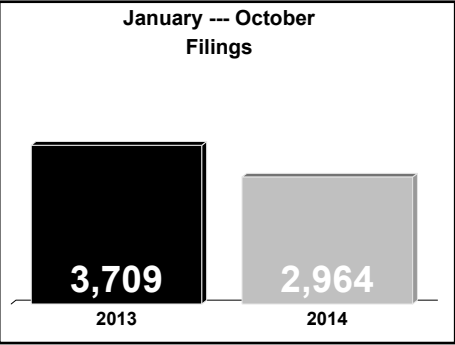
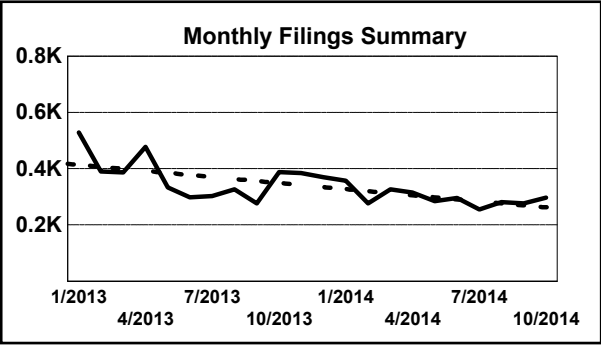


	Jan	Feb	Mar	Apr	May	Jun	Jul	Aug	Sep	Oct	Nov	Dec	Thru Oct	% Change	Trending	Total
2013	180	228	177	327	128	139	154	147	115	154	131	307	1,749			2,187
2014	174	200	198	163	221	174	111	264	156	167	-	-	1,828	4.5%	▲	1,828

		Jan	Feb	Mar	Apr	May	Jun	Jul	Aug	Sep	Oct	Nov	Dec	Thru Oct	% Change	Trending	Total
Administrative Law	2013	-	-	-	2	-	1	1	-	-	-	-	-	4			4
Contested Divorce	2013	6	-	2	6	2	1	3	6	3	1	4	4	30			38
	2014	5	3	1	4	3	5	4	3	5	1	-	-	34	13.3%	▲	34
Domestic and Family - Level 1	2013	-	2	4	3	-	-	2	3	2	2	2	2	18			22
	2014	-	2	1	4	-	-	1	-	-	-	-	-	8	-55.6%	▼	8
Domestic and Family - Level 2	2013	-	-	-	-	-	1	1	1	-	1	-	1	4			5
	2014	-	-	-	-	-	2	1	-	2	1	-	-	6	50.0%	▲	6
General Civil - Level 1	2013	2	-	-	1	-	-	1	-	-	1	-	-	5			5
	2014	-	1	-	-	-	2	-	-	-	-	-	-	3	-40.0%	▼	3
General Civil - Level 2	2013	2	2	3	3	6	1	6	4	9	5	2	3	41			46
	2014	9	2	4	2	6	5	2	2	2	5	-	-	39	-4.9%	▼	39
General Civil - Level 3	2013	5	3	6	3	1	5	5	3	-	1	4	3	32			39
	2014	12	2	4	3	1	2	8	3	1	2	-	-	38	18.8%	▲	38
Miscellaneous	2013	114	135	112	88	58	53	54	52	52	66	69	86	784			939
	2014	92	85	93	69	61	51	50	58	53	59	-	-	671	-14.4%	▼	671
Misdemeanor	2013	5	18	11	8	13	3	15	18	8	13	6	14	112			132
	2014	10	11	10	11	18	17	2	31	13	13	-	-	136	21.4%	▲	136
Non-Capital Felonies and Related Matters	2013	24	48	10	179	19	53	39	42	12	41	21	163	467			651
	2014	13	68	56	41	99	67	20	136	57	61	-	-	618	32.3%	▲	618
Other	2013	16	14	19	19	22	15	17	12	20	14	16	23	168			207
	2014	24	16	17	10	18	18	13	20	13	16	-	-	165	-1.8%	▼	165
Other Criminally Related Matters	2013	2	-	2	6	1	2	-	-	3	3	2	3	19			24
	2014	3	5	3	3	7	1	3	7	2	4	-	-	38	100.0%	▲	38
Probates/Wills and Trusts	2014	-	2	-	-	-	-	-	-	-	-	-	-	2			2
Probates/Wills and Trusts - Level 2	2013	-	1	1	-	1	1	2	-	-	3	1	-	9			10
	2014	-	-	-	4	2	-	-	1	1	-	-	-	8	-11.1%	▼	8
Uncontested Divorce	2013	4	5	7	9	5	3	8	6	6	3	4	5	56			65
	2014	6	3	9	12	6	4	7	3	7	5	-	-	62	10.7%	▲	62

Type of Court: Circuit
Locale/Circuit: Bedford 24
Start/End Date: Jan-13 / Oct-14
Type of Case: Filings
AVG. Month: 338
2013 AVG Month: 372
2014 AVG Month: 296
Jan-Oct 2013: 3,709
Jan-Oct 2014: 2,964
Filings Trending: Downward ▼

D
a
s
h
b
o
a
r
d



	Jan	Feb	Mar	Apr	May	Jun	Jul	Aug	Sep	Oct	Nov	Dec	Thru Oct	% Change	Trending	Total
2013	529	390	387	477	333	298	303	327	277	388	384	370	3,709			4,463
2014	357	276	326	315	285	296	255	281	276	297	-	-	2,964	-20.1%	▼	2,964

		Jan	Feb	Mar	Apr	May	Jun	Jul	Aug	Sep	Oct	Nov	Dec	Thru Oct	% Change	Trending	Total
Administrative Law	2013	-	-	-	1	1	-	1	1	-	-	-	-	4			4
	2014	-	1	-	-	-	-	-	-	-	-	-	-	1	-75.0%	▼	1
Contested Divorce	2013	7	5	7	3	10	8	3	3	3	5	4	7	54			65
	2014	7	7	8	5	4	3	5	9	6	5	-	-	59	9.3%	▲	59
Domestic and Family - Level 1	2013	13	-	4	10	6	11	2	5	7	9	4	17	67			88
	2014	2	3	9	11	3	9	2	11	4	19	-	-	73	9.0%	▲	73
Domestic and Family - Level 2	2013	13	2	6	6	5	3	8	1	3	6	4	5	53			62
	2014	4	6	3	5	11	5	10	5	4	2	-	-	55	3.8%	▲	55
General Civil - Level 1	2013	2	-	1	3	-	1	1	-	-	-	-	2	8			10
	2014	-	-	-	1	-	-	-	-	1	-	-	-	2	-75.0%	▼	2
General Civil - Level 2	2013	14	8	12	11	12	5	8	7	9	17	16	10	103			129
	2014	9	9	13	5	6	11	8	10	6	7	-	-	84	-18.4%	▼	84
General Civil - Level 3	2013	2	1	2	3	7	9	2	7	2	5	4	5	40			49
	2014	9	9	10	7	3	3	2	2	1	4	-	-	50	25.0%	▲	50
Miscellaneous	2013	353	298	241	240	161	131	151	150	162	226	204	200	2,113			2,517
	2014	240	188	174	172	135	122	122	150	143	165	-	-	1,611	-23.8%	▼	1,611
Misdemeanor	2013	13	7	18	11	28	18	13	11	17	16	25	12	152			189
	2014	13	10	13	9	25	16	13	17	24	6	-	-	146	-3.9%	▼	146
Non-Capital Felonies and Related Matters	2013	74	45	52	158	70	90	69	103	28	68	83	84	757			924
	2014	50	20	61	53	69	92	62	45	56	61	-	-	569	-24.8%	▼	569
Other	2013	4	4	5	6	3	8	8	8	6	7	7	5	59			71
	2014	3	5	9	4	8	8	4	4	4	4	-	-	53	-10.2%	▼	53
Other Criminally Related Matters	2013	16	-	25	6	9	1	16	9	29	9	14	7	120			141
	2014	3	5	7	14	13	11	7	12	10	6	-	-	88	-26.7%	▼	88
Probates/Wills and Trusts - Level 1	2013	1	-	-	-	-	-	-	-	-	-	-	-	1			1
	2014	-	1	-	-	1	-	1	-	2	1	-	-	6	500.0%	▲	6
Probates/Wills and Trusts - Level 2	2013	-	-	1	-	1	3	1	1	1	1	3	2	9			14
	2014	3	1	2	3	-	1	-	1	2	1	-	-	14	55.6%	▲	14
Uncontested Divorce	2013	17	20	13	19	20	10	20	21	10	19	16	14	169			199
	2014	14	11	17	26	7	15	19	15	13	16	-	-	153	-9.5%	▼	153

Type of Court: Circuit

Locale/Circuit: Campbell 24

Start/End Date: Jan-13 / Oct-14

Type of Case: Filings

AVG. Month: 263

2013 AVG Month: 265

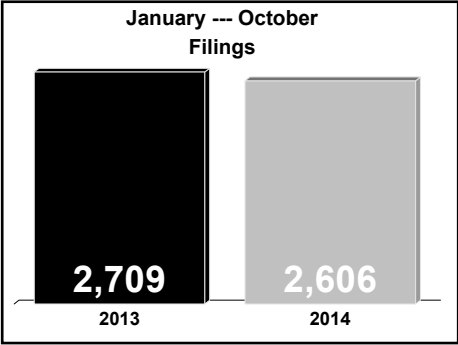
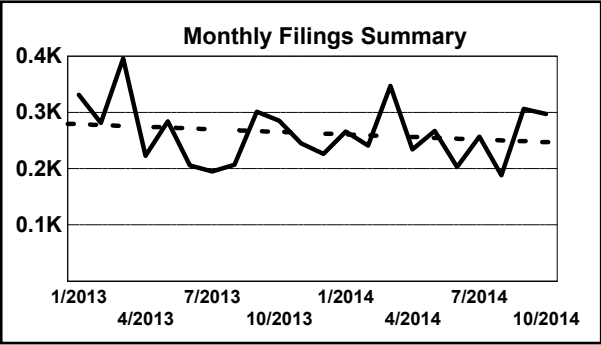
2014 AVG Month: 261

Jan-Oct 2013: 2,709

Jan-Oct 2014: 2,606

Filings Trending: Downward ▼

D
a
s
h
b
o
a
r
d



	Jan	Feb	Mar	Apr	May	Jun	Jul	Aug	Sep	Oct	Nov	Dec	Thru Oct	% Change	Trending	Total
2013	331	281	396	223	284	206	195	207	301	285	245	226	2,709			3,180
2014	266	241	347	234	267	203	257	188	306	297	-	-	2,606	-3.8%	▼	2,606

		Jan	Feb	Mar	Apr	May	Jun	Jul	Aug	Sep	Oct	Nov	Dec	Thru Oct	% Change	Trending	Total
Administrative Law	2013	-	-	-	-	-	-	1	1	1	-	-	3	3			6
	2014	1	-	-	-	-	-	-	-	-	-	-	-	1	-66.7%	▼	1
Contested Divorce	2013	2	6	5	5	3	9	4	-	5	3	-	4	42			46
	2014	2	6	10	9	5	5	6	5	3	5	-	-	56	33.3%	▲	56
Domestic and Family - Level 1	2013	1	7	1	3	8	2	2	5	5	3	1	2	37			40
	2014	1	12	1	2	5	2	1	8	1	10	-	-	43	16.2%	▲	43
Domestic and Family - Level 2	2013	-	1	6	1	2	3	5	-	2	1	4	1	21			26
	2014	1	2	1	2	8	6	2	3	8	4	-	-	37	76.2%	▲	37
General Civil - Level 1	2013	-	-	2	2	-	1	-	-	-	1	1	1	6			8
	2014	-	-	2	-	-	-	1	1	1	3	-	-	8	33.3%	▲	8
General Civil - Level 2	2013	3	5	6	7	10	8	10	7	5	4	11	11	65			87
	2014	6	4	9	11	15	5	6	6	7	13	-	-	82	26.2%	▲	82
General Civil - Level 3	2013	1	17	5	4	4	1	10	-	4	3	2	19	49			70
	2014	5	3	-	3	-	7	2	6	5	10	-	-	41	-16.3%	▼	41
Miscellaneous	2013	197	167	176	153	104	76	84	98	97	109	111	119	1,261			1,491
	2014	120	129	131	121	89	74	77	77	86	100	-	-	1,004	-20.4%	▼	1,004
Misdemeanor	2013	41	19	44	11	28	27	19	17	18	22	41	22	246			309
	2014	31	22	19	13	24	26	38	18	33	32	-	-	256	4.1%	▲	256
Non-Capital Felonies and Related Matters	2013	74	42	118	17	106	72	35	62	137	119	55	24	782			861
	2014	74	35	154	53	102	55	94	38	143	98	-	-	846	8.2%	▲	846
Other	2013	4	4	11	4	7	1	9	2	7	6	6	5	55			66
	2014	5	10	4	6	3	8	7	8	3	8	-	-	62	12.7%	▲	62
Other Criminally Related Matters	2013	2	6	8	5	3	2	5	5	3	4	4	8	43			55
	2014	7	7	3	1	4	-	8	5	5	6	-	-	46	7.0%	▲	46
Probates/Wills and Trusts - Level 1	2013	-	-	1	-	-	-	-	-	-	-	-	-	1			1
	2014	-	-	-	-	-	-	1	-	2	-	-	-	3	200.0%	▲	3
Probates/Wills and Trusts - Level 2	2013	-	-	1	1	1	1	1	3	-	-	1	-	8			9
	2014	-	2	1	2	1	-	-	1	1	1	-	-	9	12.5%	▲	9
Protective Orders	2014	1	-	-	-	-	-	-	-	-	5	-	-	6			6
Uncontested Divorce	2013	6	7	12	10	8	3	10	7	17	10	8	7	90			105
	2014	12	9	12	11	11	15	14	12	8	2	-	-	106	17.8%	▲	106

Type of Court: Circuit

Locale/Circuit: Nelson 24

Start/End Date: Jan-13 / Oct-14

Type of Case: Filings

AVG. Month: 69

2013 AVG Month: 64

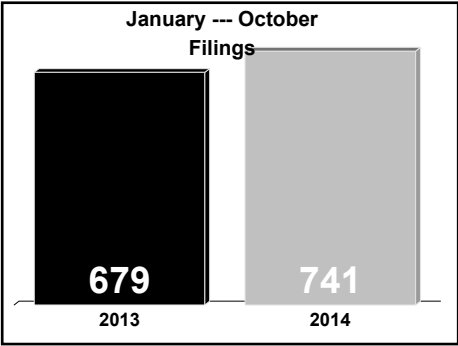
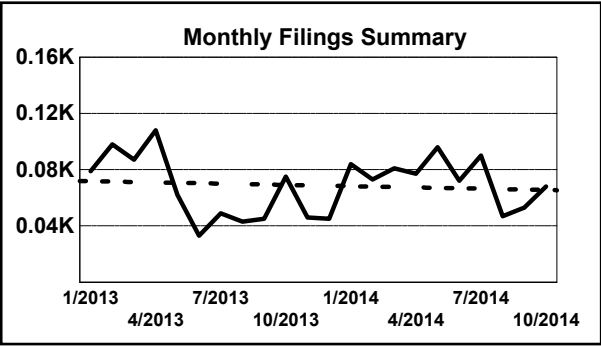
2014 AVG Month: 74

Jan-Oct 2013: 679

Jan-Oct 2014: 741

Filings Trending: Upward ▲

D
a
s
h
b
o
a
r
d



	Jan	Feb	Mar	Apr	May	Jun	Jul	Aug	Sep	Oct	Nov	Dec	Thru Oct	% Change	Trending	Total
2013	79	98	87	108	62	33	49	43	45	75	46	45	679			770
2014	84	73	81	77	96	72	90	47	53	68	-	-	741	9.1%	▲	741

		Jan	Feb	Mar	Apr	May	Jun	Jul	Aug	Sep	Oct	Nov	Dec	Thru Oct	% Change	Trending	Total
Administrative Law	2014	-	-	-	-	1	-	-	-	-	-	-	-	1			1
Contested Divorce	2013	-	2	2	2	-	1	3	-	-	2	2	-	12			14
	2014	4	-	1	3	1	2	2	-	-	1	-	-	14	16.7%	▲	14
Domestic and Family - Level 1	2013	-	10	-	-	3	8	2	-	-	-	-	-	23			23
	2014	-	-	4	-	-	-	-	-	-	-	-	-	4	-82.6%	▼	4
Domestic and Family - Level 2	2013	-	1	2	-	-	1	-	-	-	-	-	-	4			4
	2014	-	-	1	4	-	-	-	-	1	-	-	-	6	50.0%	▲	6
General Civil - Level 1	2013	-	-	-	-	-	-	-	-	-	-	-	1	0			1
	2014	1	-	-	-	-	-	-	-	-	-	-	-	1	0.0%	↔	1
General Civil - Level 2	2013	1	-	1	1	2	-	-	-	2	1	2	1	8			11
	2014	4	-	1	2	1	2	2	4	-	-	-	-	16	100.0%	▲	16
General Civil - Level 3	2013	1	3	3	1	5	2	10	-	1	4	1	1	30			32
	2014	11	10	3	15	2	1	8	3	3	2	-	-	58	93.3%	▲	58
Miscellaneous	2013	53	64	29	41	34	17	19	31	27	28	22	23	343			388
	2014	36	46	39	31	26	27	31	15	25	34	-	-	310	-9.6%	▼	310
Misdemeanor	2013	11	3	2	4	2	-	1	-	4	6	4	5	33			42
	2014	6	4	3	1	3	5	9	3	5	12	-	-	51	54.5%	▲	51
Non-Capital Felonies and Related Matters	2013	10	11	42	54	11	-	3	8	9	27	11	4	175			190
	2014	20	12	24	14	56	14	28	17	12	8	-	-	205	17.1%	▲	205
Other	2013	2	1	3	-	-	1	-	2	-	1	-	2	10			12
	2014	-	-	1	2	2	6	1	2	4	2	-	-	20	100.0%	▲	20
Other Criminally Related Matters	2013	-	1	1	2	2	2	4	2	1	3	1	3	18			22
	2014	-	-	1	2	2	14	6	-	2	2	-	-	29	61.1%	▲	29
Probates/Wills and Trusts	2013	-	-	-	-	-	-	-	-	-	-	-	1	0			1
	2013	-	-	-	-	-	1	-	-	-	-	-	1	1	0.0%	↔	2
Probates/Wills and Trusts - Level 2	2014	1	-	-	-	1	-	1	2	-	-	-	-	5	400.0%	▲	5
Uncontested Divorce	2013	1	2	2	3	3	-	7	-	1	3	3	3	22			28
	2014	1	1	3	3	1	1	2	1	1	7	-	-	21	-4.5%	▼	21

Type of Court: Circuit

Locale/Circuit: Lynchburg 24

Start/End Date: Jan-13 / Oct-14

Type of Case: Filings

AVG. Month: 371

2013 AVG Month: 385

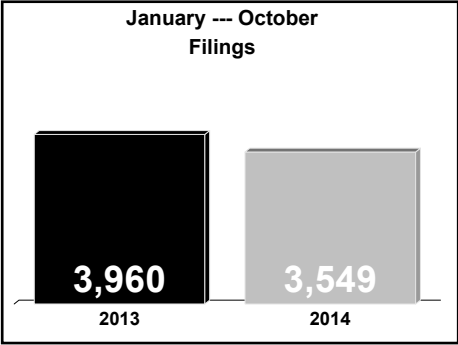
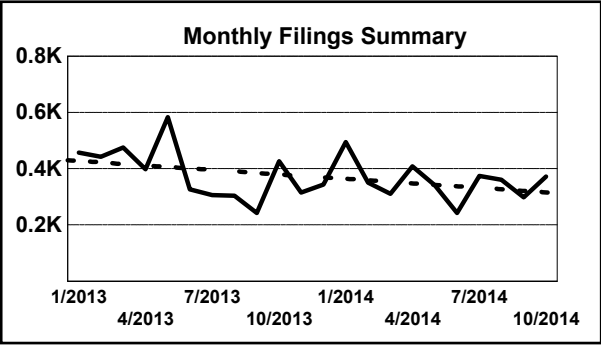
2014 AVG Month: 355

Jan-Oct 2013: 3,960

Jan-Oct 2014: 3,549

Filings Trending: Downward ▼

D
a
s
h
b
o
a
r
d

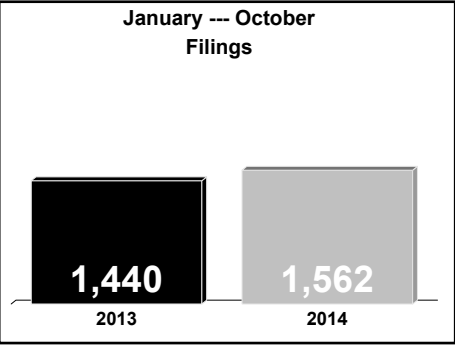
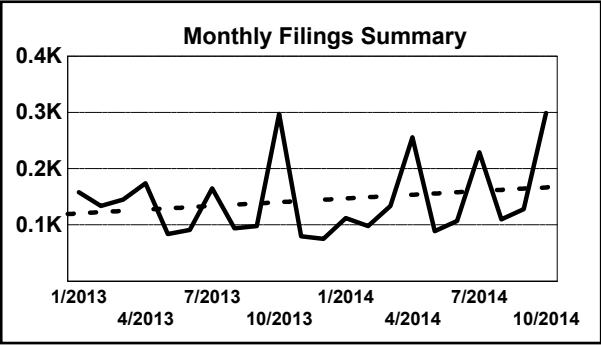


	Jan	Feb	Mar	Apr	May	Jun	Jul	Aug	Sep	Oct	Nov	Dec	Thru Oct	% Change	Trending	Total
2013	457	442	475	398	583	327	306	304	242	426	315	344	3,960			4,619
2014	494	350	310	408	341	242	374	360	298	372	-	-	3,549	-10.4%	▼	3,549

		Jan	Feb	Mar	Apr	May	Jun	Jul	Aug	Sep	Oct	Nov	Dec	Thru Oct	% Change	Trending	Total
Administrative Law	2013	-	-	1	1	1	-	-	1	1	-	1	-	5			6
	2014	1	-	-	-	-	-	-	1	1	2	-	-	5	0.0%	↔	5
Contested Divorce	2013	13	15	14	17	11	15	7	9	11	14	7	14	126			147
	2014	14	10	14	15	8	9	2	9	13	12	-	-	106	-15.9%	▼	106
Domestic and Family - Level 1	2013	26	16	9	8	32	8	10	16	5	2	17	22	132			171
	2014	67	8	10	24	11	2	24	18	7	1	-	-	172	30.3%	▲	172
Domestic and Family - Level 2	2013	4	2	3	3	4	4	2	5	6	6	1	2	39			42
	2014	1	2	4	1	2	1	-	3	1	8	-	-	23	-41.0%	▼	23
General Civil - Level 1	2013	4	1	7	9	3	1	2	-	5	3	3	4	35			42
	2014	1	2	2	-	5	1	3	4	6	3	-	-	27	-22.9%	▼	27
General Civil - Level 2	2013	15	8	23	4	25	15	11	8	17	18	16	26	144			186
	2014	15	14	22	11	19	9	9	4	11	15	-	-	129	-10.4%	▼	129
General Civil - Level 3	2013	7	5	15	8	13	10	9	8	5	14	6	12	94			112
	2014	8	13	8	8	8	3	5	7	9	6	-	-	75	-20.2%	▼	75
Miscellaneous	2013	154	177	154	129	111	80	81	74	77	84	83	90	1,121			1,294
	2014	81	94	103	77	73	39	67	60	63	80	-	-	737	-34.3%	▼	737
Misdemeanor	2013	56	29	55	51	69	32	56	46	27	69	31	29	490			550
	2014	91	29	33	53	50	28	42	31	48	51	-	-	456	-6.9%	▼	456
Non-Capital Felonies and Related Matters	2013	132	135	141	130	275	115	94	110	62	174	126	111	1,368			1,605
	2014	170	140	73	172	129	97	177	190	94	148	-	-	1,390	1.6%	▲	1,390
Other	2013	3	4	4	3	4	1	1	2	2	6	2	2	30			34
	2014	4	1	4	7	2	13	5	4	2	8	-	-	50	66.7%	▲	50
Other Criminally Related Matters	2013	6	7	3	9	7	11	7	3	4	4	5	4	61			70
	2014	10	5	4	7	6	11	7	2	11	14	-	-	77	26.2%	▲	77
Probates/Wills and Trusts - Level 1	2013	1	-	-	-	-	-	-	-	-	-	-	-	1			1
	2014	-	-	-	-	2	-	1	-	-	-	-	-	3	200.0%	▲	3
Probates/Wills and Trusts - Level 2	2013	2	1	1	-	1	8	5	2	-	2	1	4	22			27
	2014	1	1	3	1	4	4	3	4	3	5	-	-	29	31.8%	▲	29
Protective Orders	2013	1	-	1	1	-	-	-	-	-	-	-	-	3			3
Uncontested Divorce	2013	33	42	44	25	27	27	21	20	20	30	16	24	289			329
	2014	30	31	30	32	22	25	29	23	29	19	-	-	270	-6.6%	▼	270

Type of Court: Circuit
Locale/Circuit: Alleghany 25
Start/End Date: Jan-13 / Oct-14
Type of Case: Filings
AVG. Month: 144
2013 AVG Month: 133
2014 AVG Month: 156
Jan-Oct 2013: 1,440
Jan-Oct 2014: 1,562
Filings Trending: Upward ▲

D
a
s
h
b
o
a
r
d



	Jan	Feb	Mar	Apr	May	Jun	Jul	Aug	Sep	Oct	Nov	Dec	Thru Oct	% Change	Trending	Total
2013	158	134	145	174	84	91	165	94	98	297	80	75	1,440			1,595
2014	112	98	134	256	89	107	229	110	128	299	-	-	1,562	8.5%	▲	1,562

		Jan	Feb	Mar	Apr	May	Jun	Jul	Aug	Sep	Oct	Nov	Dec	Thru Oct	% Change	Trending	Total
Administrative Law	2013	1	-	-	-	-	-	-	1	-	-	-	-	2			2
	2014	-	-	-	-	1	-	-	-	-	-	-	-	1	-50.0%	▼	1
Capital Murder	2014	-	-	-	2	-	-	-	-	-	-	-	-	2			2
Contested Divorce	2013	-	1	2	3	2	1	2	4	1	2	2	2	18			22
	2014	2	3	4	5	3	4	3	4	2	3	-	-	33	83.3%	▲	33
Domestic and Family - Level 1	2013	-	1	-	2	1	1	2	-	1	-	1	3	8			12
	2014	-	1	1	-	1	-	1	-	1	-	-	-	5	-37.5%	▼	5
Domestic and Family - Level 2	2013	-	1	-	2	1	5	1	-	-	-	-	-	10			10
	2014	1	1	1	2	1	3	1	-	2	1	-	-	13	30.0%	▲	13
General Civil - Level 1	2013	-	-	-	-	1	-	-	-	-	-	-	2	1			3
	2014	-	1	-	1	-	1	-	-	-	-	-	-	3	200.0%	▲	3
General Civil - Level 2	2013	1	3	4	7	-	4	-	3	1	2	3	-	25			28
	2014	3	1	3	1	1	3	2	2	2	2	-	-	20	-20.0%	▼	20
General Civil - Level 3	2013	1	1	2	-	2	3	1	1	6	4	1	5	21			27
	2014	5	-	1	-	1	-	-	2	28	27	-	-	64	204.8%	▲	64
Miscellaneous	2013	68	76	80	44	35	35	39	51	42	40	25	32	510			567
	2014	39	46	58	46	24	34	38	45	39	54	-	-	423	-17.1%	▼	423
Misdemeanor	2013	16	13	5	18	14	11	19	2	8	24	5	10	130			145
	2014	10	8	9	8	4	9	21	5	10	10	-	-	94	-27.7%	▼	94
Non-Capital Felonies and Related Matters	2013	62	22	40	87	16	24	92	18	27	212	32	14	600			646
	2014	43	31	35	183	35	39	152	36	30	191	-	-	775	29.2%	▲	775
Other	2013	3	2	2	2	1	4	2	4	2	3	2	-	25			27
	2014	3	3	5	2	3	7	4	2	3	3	-	-	35	40.0%	▲	35
Other Criminally Related Matters	2013	2	1	-	1	1	-	2	2	3	3	-	3	15			18
	2014	-	1	2	1	3	3	2	3	5	-	-	-	20	33.3%	▲	20
Probates/Wills and Trusts	2014	-	-	-	-	-	-	-	1	1	-	-	-	2			2
Probates/Wills and Trusts - Level 2	2013	-	2	-	3	2	1	1	-	1	-	2	-	10			12
	2014	1	1	1	1	-	-	-	3	1	1	-	-	9	-10.0%	▼	9
Protective Orders	2013	-	-	-	-	1	-	-	-	-	-	-	-	1			1
Uncontested Divorce	2013	4	11	10	5	7	2	4	8	6	7	7	4	64			75
	2014	5	1	14	4	12	4	5	7	4	7	-	-	63	-1.6%	▼	63

Type of Court: Circuit

Locale/Circuit: Augusta 25

Start/End Date: Jan-13 / Oct-14

Type of Case: Filings

AVG. Month: 380

2013 AVG Month: 364

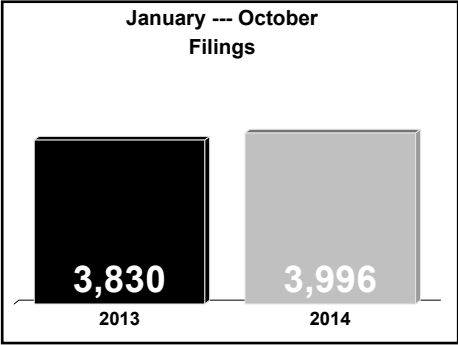
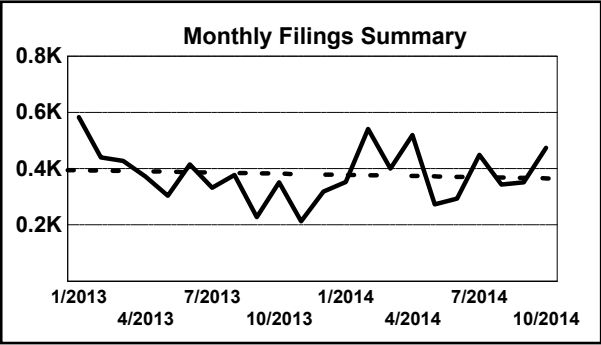
2014 AVG Month: 400

Jan-Oct 2013: 3,830

Jan-Oct 2014: 3,996

Filings Trending: Upward ▲

D
a
s
h
b
o
a
r
d

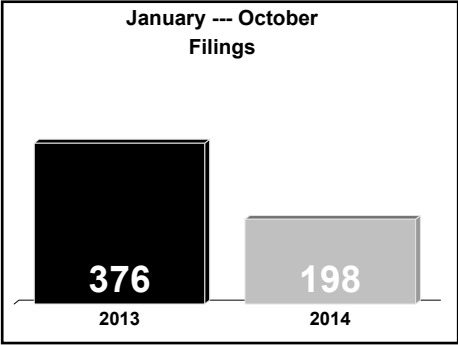
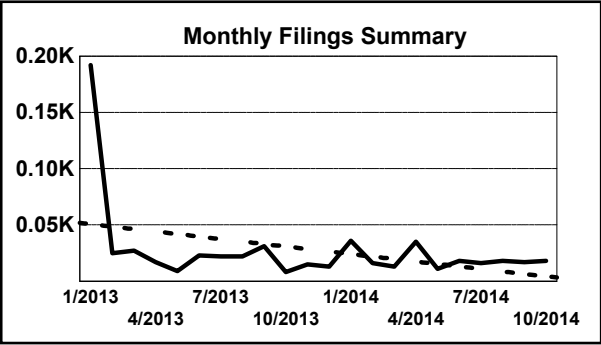


	Jan	Feb	Mar	Apr	May	Jun	Jul	Aug	Sep	Oct	Nov	Dec	Thru Oct	% Change	Trending	Total
2013	583	440	427	372	304	415	332	378	228	351	213	319	3,830			4,362
2014	352	541	400	519	273	294	449	343	351	474	-	-	3,996	4.3%	▲	3,996

		Jan	Feb	Mar	Apr	May	Jun	Jul	Aug	Sep	Oct	Nov	Dec	Thru Oct	% Change	Trending	Total
Administrative Law	2013	1	-	-	-	2	-	1	-	1	-	-	1	5			6
	2014	-	1	-	-	1	1	-	-	1	-	-	-	4	-20.0%	▼	4
Capital Murder	2014	1	-	-	-	-	-	-	-	1	-	-	-	2			2
Contested Divorce	2013	5	6	3	1	3	4	7	5	2	6	3	4	42			49
	2014	4	5	8	11	4	8	3	5	5	7	-	-	60	42.9%	▲	60
Domestic and Family - Level 1	2013	11	10	10	9	16	5	6	10	6	11	17	6	94			117
	2014	20	20	12	-	19	11	-	29	27	1	-	-	139	47.9%	▲	139
Domestic and Family - Level 2	2013	3	5	5	4	11	10	6	6	5	6	7	4	61			72
	2014	5	8	16	9	7	12	9	4	6	8	-	-	84	37.7%	▲	84
General Civil - Level 1	2013	-	-	1	-	-	-	1	1	-	-	-	2	3			5
	2014	-	1	1	1	3	-	2	-	-	-	-	-	8	166.7%	▲	8
General Civil - Level 2	2013	10	8	5	7	8	6	8	8	3	5	6	7	68			81
	2014	7	7	4	7	7	3	3	9	7	12	-	-	66	-2.9%	▼	66
General Civil - Level 3	2013	1	4	3	1	4	8	4	8	5	3	-	6	41			47
	2014	3	2	6	10	1	1	-	3	5	2	-	-	33	-19.5%	▼	33
Miscellaneous	2013	357	282	221	172	145	95	139	136	116	127	126	149	1,790			2,065
	2014	184	245	229	196	114	125	106	127	127	157	-	-	1,610	-10.1%	▼	1,610
Misdemeanor	2013	14	12	5	4	5	3	11	9	7	5	10	9	75			94
	2014	7	9	8	7	4	8	21	8	14	13	-	-	99	32.0%	▲	99
Non-Capital Felonies and Related Matters	2013	161	92	144	146	79	264	118	170	54	153	31	101	1,381			1,513
	2014	91	215	97	236	90	85	263	128	101	234	-	-	1,540	11.5%	▲	1,540
Other	2013	11	9	11	12	7	9	10	9	10	12	4	13	100			117
	2014	14	10	7	14	7	18	21	12	21	26	-	-	150	50.0%	▲	150
Other Criminally Related Matters	2013	3	-	2	1	3	-	3	4	4	2	3	3	22			28
	2014	2	1	2	3	3	2	3	6	8	1	-	-	31	40.9%	▲	31
Probates/Wills and Trusts - Level 1	2013	-	-	-	1	-	-	-	-	-	3	-	-	4			4
	2014	-	1	1	-	-	-	-	-	2	2	-	-	6	50.0%	▲	6
Probates/Wills and Trusts - Level 2	2013	-	-	3	1	1	1	1	3	2	1	1	3	13			17
	2014	1	-	-	-	-	3	2	2	-	1	-	-	9	-30.8%	▼	9
Protective Orders	2013	-	-	-	-	-	-	-	-	-	1	-	1	1			2
	2014	-	-	-	-	-	-	-	-	1	-	-	-	1	0.0%	↔	1
Uncontested Divorce	2013	6	12	14	13	20	10	17	9	13	16	5	10	130			145
	2014	13	16	9	25	13	17	16	10	25	10	-	-	154	18.5%	▲	154

Type of Court: Circuit
Locale/Circuit: Bath 25
Start/End Date: Jan-13 / Oct-14
Type of Case: Filings
AVG. Month: 27
2013 AVG Month: 34
2014 AVG Month: 20
Jan-Oct 2013: 376
Jan-Oct 2014: 198
Filings Trending: Downward ▼

D
a
s
h
b
o
a
r
d



	Jan	Feb	Mar	Apr	May	Jun	Jul	Aug	Sep	Oct	Nov	Dec	Thru Oct	% Change	Trending	Total
2013	192	25	27	17	9	23	22	22	31	8	15	13	376			404
2014	36	16	13	35	11	18	16	18	17	18	-	-	198	-47.3%	▼	198

		Jan	Feb	Mar	Apr	May	Jun	Jul	Aug	Sep	Oct	Nov	Dec	Thru Oct	% Change	Trending	Total
Contested Divorce	2013	-	-	1	-	1	-	1	1	-	1	-	2	5			7
	2014	1	2	1	1	-	-	-	-	2	1	-	-	8	60.0%	▲	8
Domestic and Family - Level 1	2013	-	-	-	-	-	-	1	-	-	-	-	-	1			1
	2014	1	1	-	-	1	-	-	-	-	-	-	-	3	200.0%	▲	3
Domestic and Family - Lev	2014	-	-	-	-	-	-	-	-	1	-	-	-	1			1
General Civil - Level 2	2013	1	1	-	-	-	-	-	-	-	-	3	-	2			5
	2014	1	-	-	-	1	2	-	1	-	3	-	-	8	300.0%	▲	8
General Civil - Level 3	2013	1	-	2	-	-	3	-	-	-	-	-	1	6			7
	2014	1	-	-	-	-	-	-	1	-	-	-	-	2	-66.7%	▼	2
Miscellaneous	2013	20	22	21	15	3	10	19	17	17	7	12	6	151			169
	2014	17	11	10	18	7	8	14	11	8	11	-	-	115	-23.8%	▼	115
Misdemeanor	2013	1	-	-	1	-	-	-	1	4	-	-	-	7			7
	2014	5	-	1	9	-	-	-	-	1	-	-	-	16	128.6%	▲	16
Non-Capital Felonies and Related Matters	2013	167	1	-	-	-	10	1	2	9	-	-	4	190			194
	2014	10	-	-	6	1	8	2	3	3	1	-	-	34	-82.1%	▼	34
Other Criminally Related Matters	2013	-	1	-	-	-	-	-	-	-	-	-	-	1			1
	2014	-	-	1	-	-	-	-	-	-	-	-	-	1	0.0%	↔	1
Probates/Wills and Trusts	2013	-	-	-	-	2	-	-	-	-	-	-	-	2			2
Probates/Wills and Trusts - Level 2	2013	-	-	-	-	1	-	-	-	-	-	-	-	1			1
	2014	-	-	-	-	-	-	-	-	1	-	-	-	1	0.0%	↔	1
Uncontested Divorce	2013	2	-	3	1	2	-	-	1	1	-	-	-	10			10
	2014	-	2	-	1	1	-	-	2	1	2	-	-	9	-10.0%	▼	9

Type of Court: Circuit

Locale/Circuit: Botetourt 25

Start/End Date: Jan-13 / Oct-14

Type of Case: Filings

AVG. Month: 174

2013 AVG Month: 176

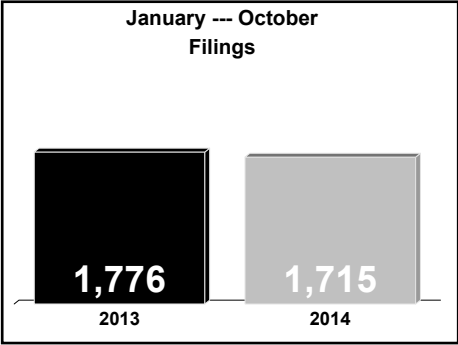
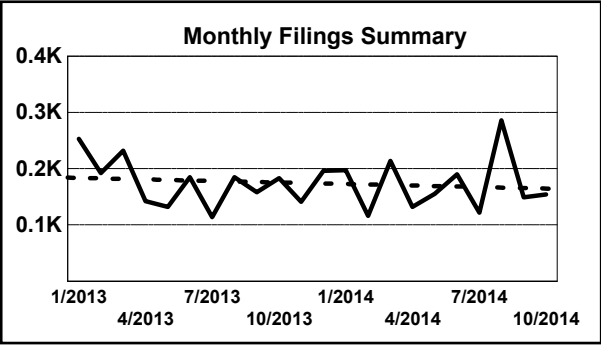
2014 AVG Month: 172

Jan-Oct 2013: 1,776

Jan-Oct 2014: 1,715

Filings Trending: Downward ▼

D
a
s
h
b
o
a
r
d



	Jan	Feb	Mar	Apr	May	Jun	Jul	Aug	Sep	Oct	Nov	Dec	Thru Oct	% Change	Trending	Total
2013	253	192	232	142	132	185	114	185	158	183	141	196	1,776			2,113
2014	197	116	214	132	155	190	122	286	149	154	-	-	1,715	-3.4%	▼	1,715

		Jan	Feb	Mar	Apr	May	Jun	Jul	Aug	Sep	Oct	Nov	Dec	Thru Oct	% Change	Trending	Total
Administrative Law	2014	-	-	-	-	-	-	1	-	-	-	-	-	1			1
Contested Divorce	2013	2	3	5	1	2	4	2	2	4	2	2	3	27			32
	2014	4	1	1	-	5	4	3	6	-	5	-	-	29	7.4%	▲	29
Domestic and Family - Level 1	2013	1	2	-	24	-	10	1	3	4	2	4	1	47			52
	2014	5	2	-	8	2	-	-	-	-	-	-	-	17	-63.8%	▼	17
Domestic and Family - Level 2	2013	2	1	1	1	1	3	1	1	3	1	-	1	15			16
	2014	-	-	2	1	-	-	-	-	1	-	-	-	4	-73.3%	▼	4
General Civil - Level 1	2013	-	-	1	-	1	1	-	-	-	-	-	-	3			3
	2014	-	1	1	-	-	1	-	-	1	-	-	-	4	33.3%	▲	4
General Civil - Level 2	2013	6	3	5	6	2	1	5	2	3	3	6	2	36			44
	2014	3	3	4	3	5	4	8	3	6	7	-	-	46	27.8%	▲	46
General Civil - Level 3	2013	4	3	4	3	1	-	3	5	2	4	2	3	29			34
	2014	3	4	5	6	2	1	-	11	1	-	-	-	33	13.8%	▲	33
Miscellaneous	2013	167	124	106	76	74	61	61	63	105	84	79	94	921			1,094
	2014	122	75	98	75	58	64	45	67	65	60	-	-	729	-20.8%	▼	729
Misdemeanor	2013	18	11	18	3	14	19	9	15	7	18	11	11	132			154
	2014	12	6	18	12	15	17	16	19	16	23	-	-	154	16.7%	▲	154
Non-Capital Felonies and Related Matters	2013	36	38	83	16	25	74	22	78	19	52	26	71	443			540
	2014	37	13	71	18	51	69	25	165	37	44	-	-	530	19.6%	▲	530
Other	2013	-	-	-	-	1	-	-	-	-	1	-	-	2			2
	2014	-	-	-	-	1	14	3	1	1	2	-	-	22	1,000.0%	▲	22
Other Criminally Related Matters	2013	6	3	2	2	2	6	1	7	4	2	6	5	35			46
	2014	6	1	5	3	4	5	6	5	10	4	-	-	49	40.0%	▲	49
Probates/Wills and Trusts	2014	-	-	-	-	2	-	-	1	-	-	-	-	3			3
Probates/Wills and Trusts - Level 2	2013	-	1	1	-	-	-	-	2	-	2	1	2	6			9
	2014	-	-	1	-	2	1	2	-	-	1	-	-	7	16.7%	▲	7
Uncontested Divorce	2013	11	3	6	10	9	6	9	7	7	12	4	3	80			87
	2014	5	10	8	6	8	10	13	8	11	8	-	-	87	8.8%	▲	87

Type of Court: Circuit

Locale/Circuit: Craig 25

Start/End Date: Jan-13 / Oct-14

Type of Case: Filings

AVG. Month: 30

2013 AVG Month: 30

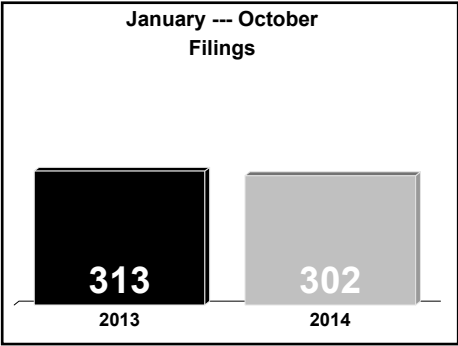
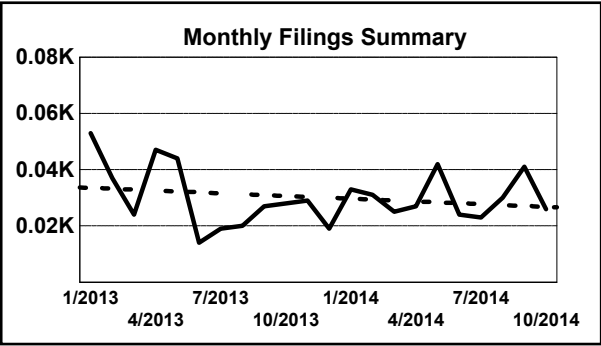
2014 AVG Month: 30

Jan-Oct 2013: 313

Jan-Oct 2014: 302

Filings Trending: Downward ▼

D
a
s
h
b
o
a
r
d



	Jan	Feb	Mar	Apr	May	Jun	Jul	Aug	Sep	Oct	Nov	Dec	Thru Oct	% Change	Trending	Total
2013	53	37	24	47	44	14	19	20	27	28	29	19	313			361
2014	33	31	25	27	42	24	23	30	41	26	-	-	302	-3.5%	▼	302

		Jan	Feb	Mar	Apr	May	Jun	Jul	Aug	Sep	Oct	Nov	Dec	Thru Oct	% Change	Trending	Total
Administrative Law	2014	-	-	-	-	-	-	-	1	-	-	-	-	1			1
Contested Divorce	2013	1	-	1	-	3	1	-	-	-	2	2	-	8			10
	2014	-	1	1	1	-	-	-	-	-	-	-	-	3	-62.5%	▼	3
Domestic and Family - Level 1	2013	6	1	-	23	2	-	1	-	1	-	2	2	34			38
	2014	1	2	3	-	4	-	1	-	2	1	-	-	14	-58.8%	▼	14
Domestic and Family - Level 2	2013	-	-	-	1	-	-	-	-	-	-	-	-	1			1
	2014	-	-	-	-	1	-	-	-	-	-	-	-	1	0.0%	↔	1
General Civil - Level 1	2014	-	-	-	1	-	2	-	-	-	-	-	-	3			3
General Civil - Level 2	2013	1	-	-	2	1	-	-	-	-	-	-	-	4			4
	2014	1	2	-	-	3	-	1	1	-	1	-	-	9	125.0%	▲	9
General Civil - Level 3	2013	-	-	-	-	1	1	-	-	1	-	-	-	3			3
	2014	1	-	-	-	1	-	-	-	-	-	-	-	2	-33.3%	▼	2
Miscellaneous	2013	41	35	21	14	23	10	14	19	20	24	21	14	221			256
	2014	20	18	19	24	20	14	13	17	19	14	-	-	178	-19.5%	▼	178
Misdemeanor	2013	-	1	-	2	6	-	-	-	2	1	-	1	12			13
	2014	2	1	1	-	4	4	1	-	4	4	-	-	21	75.0%	▲	21
Non-Capital Felonies and Related Matters	2013	1	-	-	-	7	1	1	1	3	-	2	1	14			17
	2014	4	5	-	-	7	2	4	5	13	6	-	-	46	228.6%	▲	46
Other	2013	1	-	1	2	-	-	1	-	-	1	-	-	6			6
	2014	2	-	-	-	-	1	-	3	-	-	-	-	6	0.0%	↔	6
Other Criminally Related Matters	2013	-	-	-	1	-	-	-	-	-	-	-	-	1			1
	2014	-	-	-	-	-	-	-	1	-	-	-	-	1	0.0%	↔	1
Probates/Wills and Trusts - Level 2	2013	-	-	-	-	-	1	-	-	-	-	-	-	1			1
	2014	-	-	-	-	-	-	1	-	1	-	-	-	2	100.0%	▲	2
Uncontested Divorce	2013	2	-	1	2	1	-	2	-	-	-	2	1	8			11
	2014	2	2	1	1	2	1	2	2	2	-	-	-	15	87.5%	▲	15

Type of Court: Circuit

Locale/Circuit: Highland 25

Start/End Date: Jan-13 / Oct-14

Type of Case: Filings

AVG. Month: 11

2013 AVG Month: 12

2014 AVG Month: 11

Jan-Oct 2013: 120

Jan-Oct 2014: 106

Filings Trending: Downward ▼

D

a

s

h

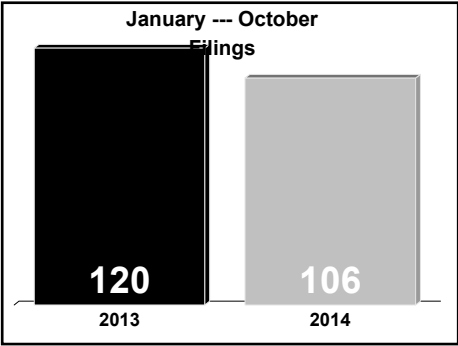
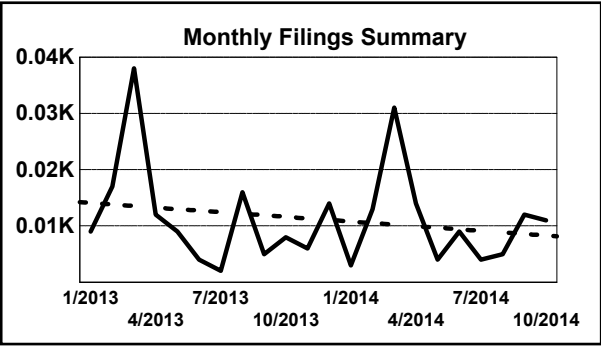
b

o

a

r

d

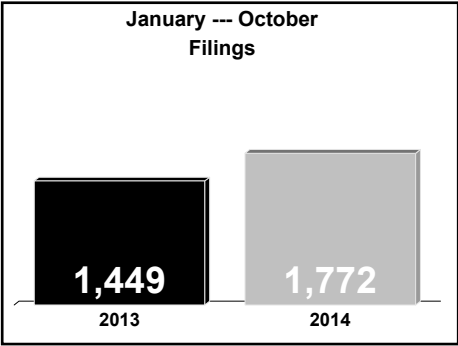
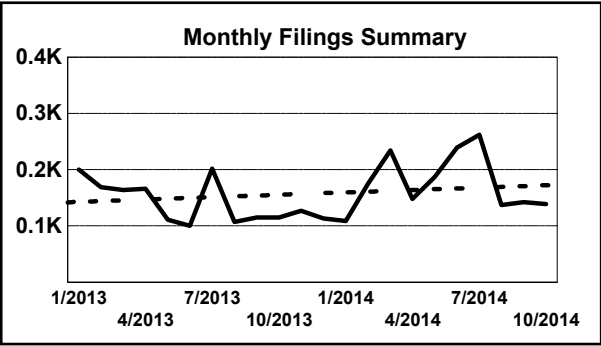


	Jan	Feb	Mar	Apr	May	Jun	Jul	Aug	Sep	Oct	Nov	Dec	Thru Oct	% Change	Trending	Total
2013	9	17	38	12	9	4	2	16	5	8	6	14	120			140
2014	3	13	31	14	4	9	4	5	12	11	-	-	106	-11.7%	▼	106

		Jan	Feb	Mar	Apr	May	Jun	Jul	Aug	Sep	Oct	Nov	Dec	Thru Oct	% Change	Trending	Total
Administrative Law	2013	-	-	-	-	-	-	-	-	-	-	-	1	0			1
Contested Divorce	2013	-	1	1	-	1	-	1	-	1	-	-	1	5	0.0%	↔	6
	2014	1	1	-	1	-	-	-	-	-	1	-	-	4	-20.0%	▼	4
General Civil - Level 1	2014	-	-	-	-	-	-	1	-	-	-	-	-	1			1
General Civil - Level 2	2013	-	-	1	-	-	-	-	-	-	1	-	-	2			2
	2014	-	-	-	-	1	-	-	-	-	-	-	-	1	-50.0%	▼	1
General Civil - Level 3	2013	-	-	2	-	-	-	-	-	-	-	-	-	2			2
Miscellaneous	2013	8	11	18	12	8	4	1	16	1	6	4	3	85			92
	2014	1	12	11	4	3	7	3	5	7	6	-	-	59	-30.6%	▼	59
Misdemeanor	2013	1	2	5	-	-	-	-	-	-	-	-	4	8			12
	2014	-	-	-	-	-	1	-	-	-	2	-	-	3	-62.5%	▼	3
Non-Capital Felonies and Related Matters	2013	-	3	11	-	-	-	-	-	2	1	1	5	17			23
	2014	1	-	19	9	-	1	-	-	4	1	-	-	35	105.9%	▲	35
Other	2014	-	-	-	-	-	-	-	-	1	-	-	-	1			1
Uncontested Divorce	2013	-	-	-	-	-	-	-	-	1	-	1	-	1			2
	2014	-	-	1	-	-	-	-	-	-	1	-	-	2	100.0%	▲	2

Type of Court: Circuit
Locale/Circuit: Rockbridge 25
Start/End Date: Jan-13 / Oct-14
Type of Case: Filings
AVG. Month: 157
2013 AVG Month: 141
2014 AVG Month: 177
Jan-Oct 2013: 1,449
Jan-Oct 2014: 1,772
Filings Trending: Upward ▲

D
a
s
h
b
o
a
r
d



	Jan	Feb	Mar	Apr	May	Jun	Jul	Aug	Sep	Oct	Nov	Dec	Thru Oct	% Change	Trending	Total
2013	200	169	164	166	111	100	202	107	115	115	127	113	1,449			1,689
2014	109	175	234	148	187	239	262	137	142	139	-	-	1,772	22.3%	▲	1,772

		Jan	Feb	Mar	Apr	May	Jun	Jul	Aug	Sep	Oct	Nov	Dec	Thru Oct	% Change	Trending	Total
Administrative Law	2014	-	-	-	1	-	-	-	-	-	-	-	-	1			1
Contested Divorce	2013	-	11	3	3	1	2	-	2	3	1	3	2	26			31
	2014	4	3	2	5	2	4	7	2	2	1	-	-	32	23.1%	▲	32
Domestic and Family - Level 1	2013	4	1	1	5	2	-	3	1	3	2	2	5	22			29
	2014	-	1	1	4	2	-	-	-	-	-	-	-	8	-63.6%	▼	8
Domestic and Family - Level 2	2013	1	1	-	-	-	1	-	-	1	1	-	-	5			5
	2014	1	1	-	1	1	-	2	1	-	-	-	-	7	40.0%	▲	7
General Civil - Level 1	2013	-	1	-	-	-	-	-	1	-	1	-	-	3			3
	2014	-	1	-	-	-	-	-	-	1	-	-	-	2	-33.3%	▼	2
General Civil - Level 2	2013	2	3	2	2	3	2	4	1	2	4	3	5	25			33
	2014	6	2	8	5	5	8	6	4	5	1	-	-	50	100.0%	▲	50
General Civil - Level 3	2013	5	6	4	2	5	4	1	-	2	1	6	2	30			38
	2014	3	4	5	-	5	4	1	-	4	1	-	-	27	-10.0%	▼	27
Miscellaneous	2013	85	61	49	52	51	38	49	44	43	30	48	53	502			603
	2014	40	57	93	66	47	51	57	50	49	49	-	-	559	11.4%	▲	559
Misdemeanor	2013	19	29	31	31	10	13	21	15	24	19	18	22	212			252
	2014	13	20	19	16	39	32	29	17	14	14	-	-	213	0.5%	▲	213
Non-Capital Felonies and Related Matters	2013	75	37	60	58	28	30	116	36	31	43	34	18	514			566
	2014	36	77	91	38	68	126	141	51	46	61	-	-	735	43.0%	▲	735
Other	2013	5	3	2	2	3	-	-	1	1	-	2	-	17			19
	2014	1	-	-	2	4	1	7	1	5	5	-	-	26	52.9%	▲	26
Other Criminally Related Matters	2013	3	6	-	8	1	6	2	1	1	6	3	4	34			41
	2014	-	3	9	4	7	5	5	3	4	2	-	-	42	23.5%	▲	42
Probates/Wills and Trusts	2014	-	-	1	-	-	-	-	-	1	-	-	-	2			2
Probates/Wills and Trusts - Level 2	2013	-	1	2	-	-	-	-	1	-	2	1	-	6			7
	2014	1	1	-	-	1	2	1	1	2	-	-	-	9	50.0%	▲	9
Uncontested Divorce	2013	1	9	10	3	7	4	6	4	4	5	7	2	53			62
	2014	4	5	5	6	6	6	6	7	9	5	-	-	59	11.3%	▲	59

Type of Court: Circuit

Locale/Circuit: Buena Vista 25

Start/End Date: Jan-13 / Oct-14

Type of Case: Filings

AVG. Month: 37

2013 AVG Month: 31

2014 AVG Month: 44

Jan-Oct 2013: 339

Jan-Oct 2014: 437

Filings Trending: Upward ▲

D

a

s

h

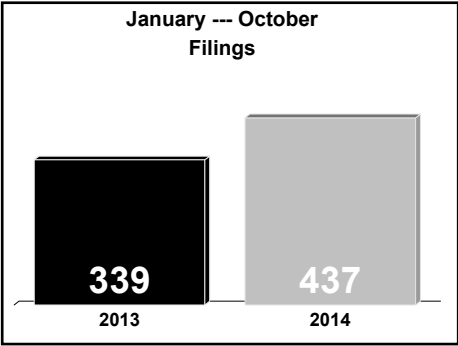
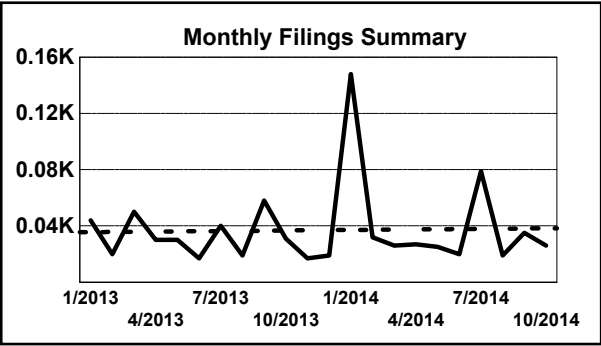
b

o

a

r

d



	Jan	Feb	Mar	Apr	May	Jun	Jul	Aug	Sep	Oct	Nov	Dec	Thru Oct	% Change	Trending	Total
2013	44	20	50	30	30	17	40	19	58	31	17	19	339			375
2014	148	32	26	27	25	20	79	19	35	26	-	-	437	28.9%	▲	437

		Jan	Feb	Mar	Apr	May	Jun	Jul	Aug	Sep	Oct	Nov	Dec	Thru Oct	% Change	Trending	Total
Contested Divorce	2013	4	-	-	1	1	1	2	2	2	-	1	-	13			14
	2014	-	-	1	2	3	-	1	-	2	-	-	-	9	-30.8%	▼	9
Domestic and Family - Level 1	2013	-	-	-	-	1	-	1	1	4	5	-	-	12			12
	2014	1	-	-	3	-	-	-	-	-	-	-	-	4	-66.7%	▼	4
Domestic and Family - Lev	2014	-	-	1	-	-	-	-	-	-	2	-	-	3			3
General Civil - Level 2	2013	2	-	-	1	-	-	-	-	-	-	-	1	3			4
	2014	-	-	-	-	-	-	1	1	2	-	-	-	4	33.3%	▲	4
General Civil - Level 3	2013	-	-	-	-	-	-	-	-	-	-	1	1	0			2
	2014	-	-	-	-	-	1	1	1	-	-	-	-	3	0.0%	↔	3
Miscellaneous	2013	18	10	19	11	5	3	3	4	11	7	6	10	91			107
	2014	10	15	9	7	6	3	5	7	6	10	-	-	78	-14.3%	▼	78
Misdemeanor	2013	8	2	3	6	5	5	1	7	5	4	6	-	46			52
	2014	2	5	2	2	5	5	8	1	1	-	-	-	31	-32.6%	▼	31
Non-Capital Felonies and Related Matters	2013	9	6	24	9	16	5	31	4	33	14	2	5	151			158
	2014	132	9	8	10	6	6	62	8	21	10	-	-	272	80.1%	▲	272
Other	2014	-	-	-	-	-	1	-	-	3	-	-	-	4			4
Other Criminally Related Matters	2013	1	-	-	-	-	-	1	-	-	-	-	-	2			2
	2014	2	2	1	1	1	-	-	-	-	1	-	-	8	300.0%	▲	8
Probates/Wills and Trusts - Level 2	2013	-	1	-	-	-	-	-	-	1	-	1	-	2			3
	2014	1	1	-	-	1	-	-	-	-	1	-	-	4	100.0%	▲	4
Uncontested Divorce	2013	2	1	4	2	2	3	1	1	2	1	-	2	19			21
	2014	-	-	4	2	3	4	1	1	-	2	-	-	17	-10.5%	▼	17

Type of Court: Circuit

Locale/Circuit: Staunton 25

Start/End Date: Jan-13 / Oct-14

Type of Case: Filings

AVG. Month: 133

2013 AVG Month: 129

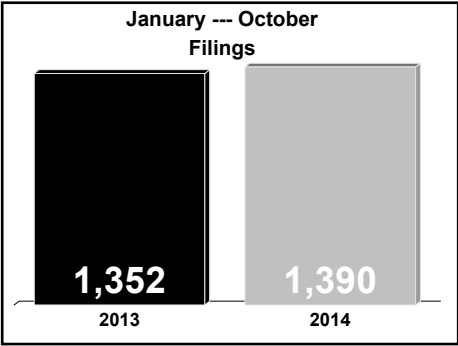
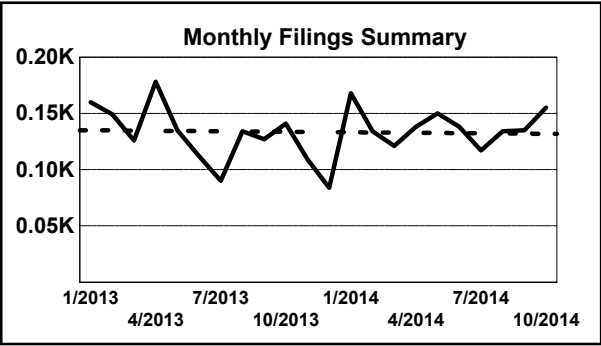
2014 AVG Month: 139

Jan-Oct 2013: 1,352

Jan-Oct 2014: 1,390

Filings Trending: Upward ▲

D
a
s
h
b
o
a
r
d



	Jan	Feb	Mar	Apr	May	Jun	Jul	Aug	Sep	Oct	Nov	Dec	Thru Oct	% Change	Trending	Total
2013	160	149	126	178	135	112	90	134	127	141	109	84	1,352			1,545
2014	168	134	121	138	150	138	117	134	135	155	-	-	1,390	2.8%	▲	1,390

		Jan	Feb	Mar	Apr	May	Jun	Jul	Aug	Sep	Oct	Nov	Dec	Thru Oct	% Change	Trending	Total
Administrative Law	2013	-	-	-	-	1	-	-	-	-	-	-	-	1			1
Contested Divorce	2013	4	5	2	4	2	4	5	1	1	2	1	-	30			31
	2014	2	1	2	3	1	-	1	1	1	4	-	-	16	-46.7%	▼	16
Domestic and Family - Level 1	2013	-	2	1	16	2	5	1	1	2	5	4	3	35			42
	2014	5	1	3	3	4	3	-	2	11	6	-	-	38	8.6%	▲	38
Domestic and Family - Level 2	2013	-	-	1	-	1	-	-	1	1	-	1	1	4			6
	2014	-	-	2	1	4	6	11	6	7	6	-	-	43	975.0%	▲	43
General Civil - Level 1	2013	-	-	1	-	-	-	-	-	2	-	-	-	3			3
	2014	-	-	1	-	-	-	-	-	1	-	-	-	2	-33.3%	▼	2
General Civil - Level 2	2013	2	-	-	3	2	1	3	1	1	2	2	3	15			20
	2014	1	2	2	2	1	-	4	3	1	3	-	-	19	26.7%	▲	19
General Civil - Level 3	2013	8	8	4	5	3	5	3	15	4	8	5	8	63			76
	2014	10	4	5	8	5	1	5	3	5	-	-	-	46	-27.0%	▼	46
Miscellaneous	2013	43	54	44	35	23	21	24	36	18	35	23	31	333			387
	2014	29	42	46	31	26	25	20	28	25	26	-	-	298	-10.5%	▼	298
Misdemeanor	2013	5	19	12	11	7	9	11	11	8	21	17	3	114			134
	2014	25	11	5	13	13	24	17	3	7	5	-	-	123	7.9%	▲	123
Non-Capital Felonies and Related Matters	2013	92	43	42	95	78	57	30	53	77	58	48	30	625			703
	2014	80	57	42	58	63	62	39	74	64	93	-	-	632	1.1%	▲	632
Other	2013	5	10	9	2	9	9	7	1	4	4	2	2	60			64
	2014	10	5	6	11	4	2	4	4	4	5	-	-	55	-8.3%	▼	55
Other Criminally Related Matters	2013	-	2	-	3	-	-	-	7	5	4	2	2	21			25
	2014	2	4	2	3	22	12	9	4	1	-	-	-	59	181.0%	▲	59
Probates/Wills and Trusts - Level 2	2013	-	2	-	-	1	-	1	1	-	-	1	1	5			7
	2014	1	-	-	-	1	-	1	-	-	1	-	-	4	-20.0%	▼	4
Protective Orders	2013	-	-	3	-	-	-	-	-	-	-	-	-	3			3
	2014	-	-	-	-	-	-	-	-	-	2	-	-	2	-33.3%	▼	2
Uncontested Divorce	2013	1	4	7	4	6	1	5	6	4	2	3	-	40			43
	2014	3	7	5	5	6	3	6	6	8	4	-	-	53	32.5%	▲	53

Type of Court: Circuit

Locale/Circuit: Waynesboro 25

Start/End Date: Jan-13 / Oct-14

Type of Case: Filings

AVG. Month: 152

2013 AVG Month: 143

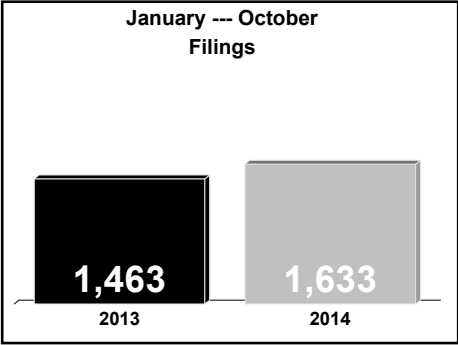
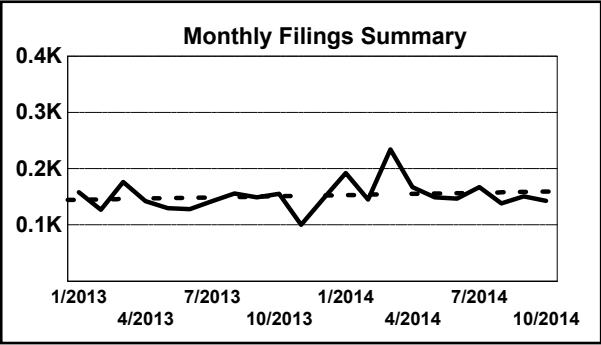
2014 AVG Month: 163

Jan-Oct 2013: 1,463

Jan-Oct 2014: 1,633

Filings Trending: Upward ▲

D
a
s
h
b
o
a
r
d



	Jan	Feb	Mar	Apr	May	Jun	Jul	Aug	Sep	Oct	Nov	Dec	Thru Oct	% Change	Trending	Total
2013	158	127	176	142	130	128	142	156	149	155	100	147	1,463			1,710
2014	192	145	234	167	149	147	167	138	151	143	-	-	1,633	11.6%	▲	1,633

		Jan	Feb	Mar	Apr	May	Jun	Jul	Aug	Sep	Oct	Nov	Dec	Thru Oct	% Change	Trending	Total
Administrative Law	2013	-	-	-	1	-	-	-	-	-	-	-	-	1			1
	2014	-	-	-	-	-	-	-	-	1	-	-	-	1	0.0%	↔	1
Contested Divorce	2013	8	6	12	16	2	6	6	10	7	12	10	9	85			104
	2014	5	8	15	10	5	5	13	9	4	14	-	-	88	3.5%	▲	88
Domestic and Family - Level 1	2013	2	4	4	4	6	2	9	4	3	-	4	4	38			46
	2014	2	-	1	15	10	8	7	8	29	2	-	-	82	115.8%	▲	82
Domestic and Family - Level 2	2013	-	3	1	-	-	-	1	3	2	1	-	-	11			11
	2014	-	1	-	-	3	1	-	3	3	-	-	-	11	0.0%	↔	11
General Civil - Level 1	2013	-	2	1	-	-	-	-	-	-	-	-	-	3			3
	2014	-	-	-	1	-	-	1	-	-	-	-	-	2	-33.3%	▼	2
General Civil - Level 2	2013	2	-	2	2	-	1	1	4	3	1	2	1	16			19
	2014	1	2	2	5	1	1	2	1	8	2	-	-	25	56.3%	▲	25
General Civil - Level 3	2013	1	-	1	1	5	1	-	11	2	2	-	-	24			24
	2014	-	7	1	2	5	1	2	1	1	-	-	-	20	-16.7%	▼	20
Miscellaneous	2013	57	36	27	34	20	21	26	13	29	33	16	23	296			335
	2014	24	45	52	21	12	24	25	17	28	39	-	-	287	-3.0%	▼	287
Misdemeanor	2013	5	6	8	1	3	2	2	9	6	9	11	10	51			72
	2014	12	6	6	9	9	3	11	12	4	12	-	-	84	64.7%	▲	84
Non-Capital Felonies and Related Matters	2013	23	22	28	19	41	38	49	46	43	52	19	37	361			417
	2014	77	29	42	37	43	43	61	34	24	38	-	-	428	18.6%	▲	428
Other	2013	43	25	60	34	27	33	25	33	32	26	19	47	338			404
	2014	46	30	72	33	37	42	31	26	19	4	-	-	340	0.6%	▲	340
Other Criminally Related Matters	2013	-	-	-	1	2	2	2	1	2	-	2	2	10			14
	2014	-	1	3	3	-	1	-	2	2	-	-	-	12	20.0%	▲	12
Probates/Wills and Trusts - Level 2	2013	-	-	-	-	1	-	-	-	-	2	-	1	3			4
	2014	1	1	-	-	-	-	-	2	-	-	-	-	4	33.3%	▲	4
Uncontested Divorce	2013	17	23	32	29	23	22	21	22	20	17	17	13	226			256
	2014	24	15	40	31	24	18	14	23	28	32	-	-	249	10.2%	▲	249

Type of Court: Circuit

Locale/Circuit: Clarke 26

Start/End Date: Jan-13 / Oct-14

Type of Case: Filings

AVG. Month: 67

2013 AVG Month: 63

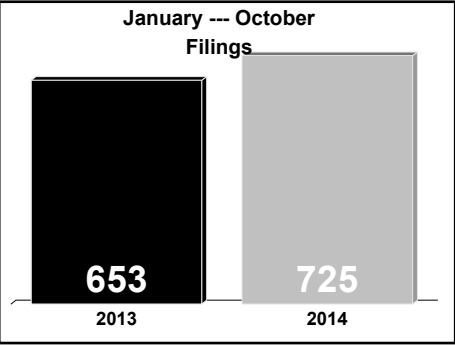
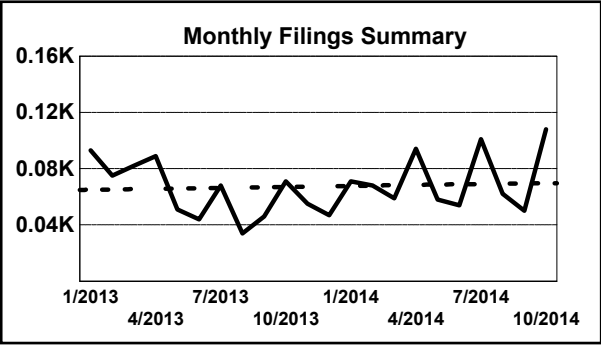
2014 AVG Month: 73

Jan-Oct 2013: 653

Jan-Oct 2014: 725

Filings Trending: Upward ▲

D
a
s
h
b
o
a
r
d

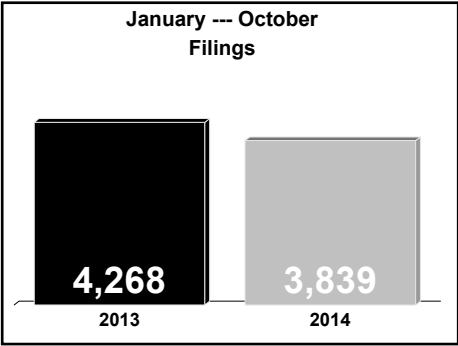
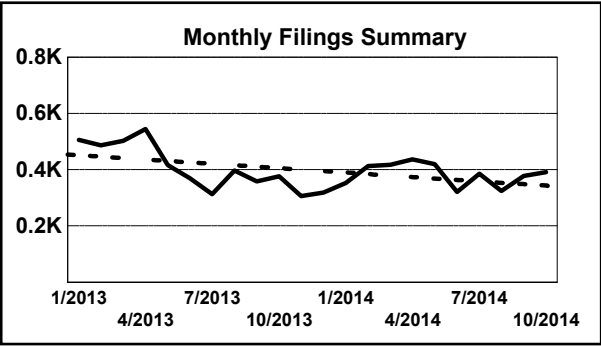


	Jan	Feb	Mar	Apr	May	Jun	Jul	Aug	Sep	Oct	Nov	Dec	Thru Oct	% Change	Trending	Total
2013	93	75	82	89	51	44	68	34	46	71	55	47	653			755
2014	71	68	59	94	58	54	101	62	50	108	-	-	725	11.0%	▲	725

		Jan	Feb	Mar	Apr	May	Jun	Jul	Aug	Sep	Oct	Nov	Dec	Thru Oct	% Change	Trending	Total
Contested Divorce	2013	3	1	2	5	2	1	3	2	1	3	3	1	23			27
	2014	3	1	1	3	1	5	1	1	-	3	-	-	19	-17.4%	▼	19
Domestic and Family - Level 1	2013	1	1	-	1	-	-	1	-	2	-	-	-	6			6
	2014	-	1	-	2	-	-	1	-	1	1	-	-	6	0.0%	↔	6
Domestic and Family - Level 2	2013	-	-	-	2	1	-	-	1	1	1	-	-	6			6
	2014	2	1	-	1	1	-	1	-	-	1	-	-	7	16.7%	▲	7
General Civil - Level 1	2014	-	-	-	-	-	-	-	1	-	-	-	-	1			1
General Civil - Level 2	2013	-	1	1	3	2	4	1	-	1	1	-	1	14			15
	2014	1	1	1	3	3	-	1	-	4	2	-	-	16	14.3%	▲	16
General Civil - Level 3	2013	1	-	-	1	1	1	-	-	-	1	2	2	5			9
	2014	-	1	1	1	2	2	1	2	-	1	-	-	11	120.0%	▲	11
Miscellaneous	2013	61	46	48	36	30	16	29	30	23	24	30	26	343			399
	2014	41	28	40	22	27	25	26	20	26	16	-	-	271	-21.0%	▼	271
Misdemeanor	2013	7	6	7	13	5	4	9	-	4	11	5	3	66			74
	2014	1	12	4	12	6	1	13	11	7	9	-	-	76	15.2%	▲	76
Non-Capital Felonies and Related Matters	2013	18	8	22	22	7	14	23	-	6	25	11	10	145			166
	2014	9	12	8	44	10	6	49	15	5	67	-	-	225	55.2%	▲	225
Other	2013	-	-	-	-	-	-	1	-	-	-	2	-	1			3
	2014	3	-	1	1	1	2	2	3	1	-	-	-	14	1,300.0%	▲	14
Other Criminally Related Matters	2013	-	2	-	1	1	1	1	-	3	3	-	1	12			13
	2014	5	6	1	3	-	8	3	1	1	2	-	-	30	150.0%	▲	30
Probates/Wills and Trusts	2014	1	-	-	-	-	-	-	-	-	-	-	-	1			1
Probates/Wills and Trusts - Level 2	2013	-	3	-	-	-	-	-	-	1	-	-	-	4			4
	2014	-	-	-	-	-	-	-	3	1	1	-	-	5	25.0%	▲	5
Uncontested Divorce	2013	2	7	2	5	2	3	-	1	4	2	2	3	28			33
	2014	5	5	2	2	7	5	3	5	4	5	-	-	43	53.6%	▲	43

Type of Court: Circuit
Locale/Circuit: Frederick 26
Start/End Date: Jan-13 / Oct-14
Type of Case: Filings
AVG. Month: 397
2013 AVG Month: 408
2014 AVG Month: 384
Jan-Oct 2013: 4,268
Jan-Oct 2014: 3,839
Filings Trending: Downward ▼

D
a
s
h
b
o
a
r
d



	Jan	Feb	Mar	Apr	May	Jun	Jul	Aug	Sep	Oct	Nov	Dec	Thru Oct	% Change	Trending	Total
2013	506	486	502	544	416	370	313	397	358	376	306	318	4,268			4,892
2014	353	413	417	436	420	321	386	324	378	391	-	-	3,839	-10.1%	▼	3,839

		Jan	Feb	Mar	Apr	May	Jun	Jul	Aug	Sep	Oct	Nov	Dec	Thru Oct	% Change	Trending	Total
Administrative Law	2013	1	-	-	-	-	1	-	-	-	-	1	-	2			3
	2014	-	-	-	1	-	-	1	1	-	-	-	-	3	50.0%	▲	3
Contested Divorce	2013	12	7	15	12	13	14	10	16	3	11	10	7	113			130
	2014	5	10	9	5	5	14	7	6	9	10	-	-	80	-29.2%	▼	80
Domestic and Family - Level 1	2013	2	7	5	7	2	7	6	2	6	2	4	4	46			54
	2014	-	1	4	7	8	-	1	-	-	-	-	-	21	-54.3%	▼	21
Domestic and Family - Level 2	2013	3	1	1	3	1	4	2	3	-	4	5	4	22			31
	2014	2	2	-	5	1	4	3	-	1	5	-	-	23	4.5%	▲	23
General Civil - Level 1	2013	-	-	1	-	-	-	-	-	-	1	-	2	2			4
	2014	-	1	1	-	-	-	2	-	-	-	-	-	4	100.0%	▲	4
General Civil - Level 2	2013	15	7	3	11	9	5	7	9	8	8	5	7	82			94
	2014	8	6	8	5	10	5	3	10	15	7	-	-	77	-6.1%	▼	77
General Civil - Level 3	2013	2	2	2	2	7	8	3	4	3	3	7	1	36			44
	2014	2	1	3	3	2	5	5	2	5	1	-	-	29	-19.4%	▼	29
Miscellaneous	2013	298	280	221	162	118	110	118	121	131	137	107	125	1,696			1,928
	2014	163	157	156	176	122	111	126	116	107	151	-	-	1,385	-18.3%	▼	1,385
Misdemeanor	2013	34	32	61	45	39	96	46	48	35	40	33	34	476			543
	2014	34	33	54	48	48	24	37	38	65	44	-	-	425	-10.7%	▼	425
Non-Capital Felonies and Related Matters	2013	97	113	149	261	189	92	94	172	147	131	113	114	1,445			1,672
	2014	117	178	148	167	198	130	164	118	148	144	-	-	1,512	4.6%	▲	1,512
Other	2013	-	-	1	-	-	-	-	1	-	-	-	1	2			3
	2014	-	1	-	-	3	4	4	4	9	4	-	-	29	1,350.0%	▲	29
Other Criminally Related Matters	2013	11	6	5	13	4	7	4	3	7	9	3	4	69			76
	2014	2	2	6	3	5	5	6	6	2	5	-	-	42	-39.1%	▼	42
Probates/Wills and Trusts	2014	-	-	-	-	-	-	1	-	-	-	-	-	1			1
Probates/Wills and Trusts - Level 2	2013	5	5	1	1	3	3	1	2	2	4	1	1	27			29
	2014	3	1	2	3	3	4	2	2	2	3	-	-	25	-7.4%	▼	25
Uncontested Divorce	2013	26	26	37	27	31	23	22	16	16	26	17	14	250			281
	2014	17	20	26	13	15	15	24	21	15	17	-	-	183	-26.8%	▼	183

Type of Court: Circuit

Locale/Circuit: Page 26

Start/End Date: Jan-13 / Oct-14

Type of Case: Filings

AVG. Month: 135

2013 AVG Month: 134

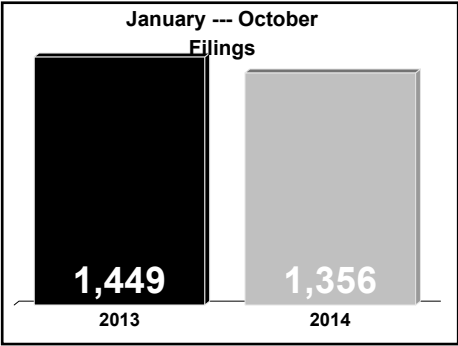
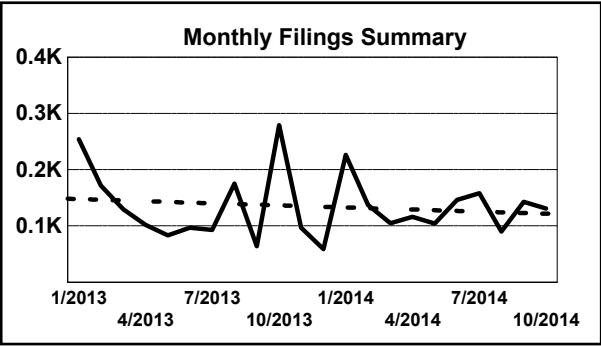
2014 AVG Month: 136

Jan-Oct 2013: 1,449

Jan-Oct 2014: 1,356

Filings Trending: Downward ▼

D
a
s
h
b
o
a
r
d



	Jan	Feb	Mar	Apr	May	Jun	Jul	Aug	Sep	Oct	Nov	Dec	Thru Oct	% Change	Trending	Total
2013	254	172	130	102	83	97	93	175	64	279	97	59	1,449			1,605
2014	226	137	105	116	104	146	158	90	143	131	-	-	1,356	-6.4%	▼	1,356

		Jan	Feb	Mar	Apr	May	Jun	Jul	Aug	Sep	Oct	Nov	Dec	Thru Oct	% Change	Trending	Total
Contested Divorce	2013	2	3	3	2	3	2	2	5	1	8	2	-	31			33
	2014	3	3	3	4	2	3	-	2	2	3	-	-	25	-19.4%	▼	25
Domestic and Family - Level 1	2013	-	4	2	3	5	1	2	6	2	3	1	2	28			31
	2014	2	5	5	2	5	1	1	3	2	1	-	-	27	-3.6%	▼	27
Domestic and Family - Level 2	2013	1	3	-	-	4	1	-	1	1	2	-	1	13			14
	2014	-	-	1	1	-	-	-	1	-	-	-	-	3	-76.9%	▼	3
General Civil - Level 1	2013	-	-	-	1	-	-	-	-	-	-	-	-	1			1
	2014	-	-	-	-	-	1	-	-	-	-	-	-	1	0.0%	↔	1
General Civil - Level 2	2013	2	4	2	3	-	3	2	1	5	4	4	6	26			36
	2014	4	4	2	2	1	6	4	6	-	3	-	-	32	23.1%	▲	32
General Civil - Level 3	2013	-	3	-	6	3	-	-	-	4	7	2	-	23			25
	2014	1	-	-	1	-	-	6	1	-	1	-	-	10	-56.5%	▼	10
Miscellaneous	2013	82	75	63	44	28	33	25	27	16	37	30	34	430			494
	2014	55	64	48	37	30	19	25	30	35	36	-	-	379	-11.9%	▼	379
Misdemeanor	2013	62	17	18	11	12	5	18	39	8	61	13	1	251			265
	2014	42	8	12	11	15	13	24	10	28	14	-	-	177	-29.5%	▼	177
Non-Capital Felonies and Related Matters	2013	90	48	35	19	22	39	34	87	22	147	36	9	543			588
	2014	107	40	30	51	40	95	86	29	65	57	-	-	600	10.5%	▲	600
Other	2013	3	5	1	3	1	2	2	-	1	2	3	3	20			26
	2014	1	4	-	1	1	2	2	2	7	4	-	-	24	20.0%	▲	24
Other Criminally Related Matters	2013	1	-	-	4	2	1	-	1	-	2	1	1	11			13
	2014	2	-	2	2	-	-	2	1	-	1	-	-	10	-9.1%	▼	10
Probates/Wills and Trusts - Level 1	2013	1	-	1	-	-	-	-	-	-	1	-	-	3			3
	2014	-	-	2	-	1	-	-	-	-	-	-	-	3	0.0%	↔	3
Probates/Wills and Trusts - Level 2	2013	1	2	1	-	1	-	-	-	-	-	-	-	5			5
	2014	1	-	-	-	4	-	-	-	-	-	-	-	5	0.0%	↔	5
Protective Orders	2013	-	1	-	1	1	-	-	-	-	-	-	-	3			3
	2014	-	1	-	-	-	-	-	-	-	-	-	-	1	-66.7%	▼	1
Uncontested Divorce	2013	9	7	4	5	1	10	8	8	4	5	5	2	61			68
	2014	8	8	-	4	5	6	8	5	4	11	-	-	59	-3.3%	▼	59

Type of Court: Circuit

Locale/Circuit: Rockingham 26

Start/End Date: Jan-13 / Oct-14

Type of Case: Filings

AVG. Month: 601

2013 AVG Month: 585

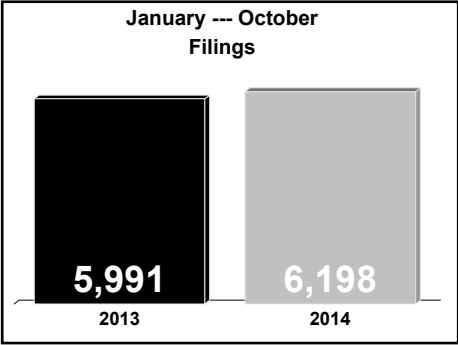
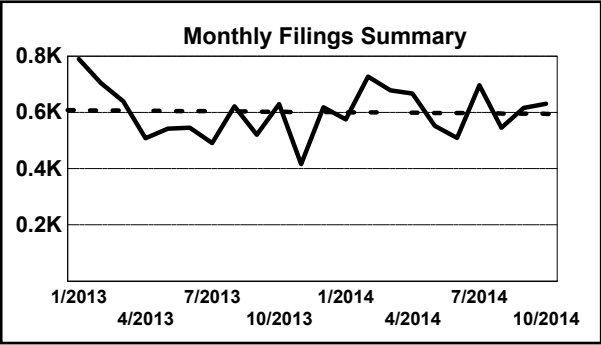
2014 AVG Month: 620

Jan-Oct 2013: 5,991

Jan-Oct 2014: 6,198

Filings Trending: Upward ▲

D
a
s
h
b
o
a
r
d



	Jan	Feb	Mar	Apr	May	Jun	Jul	Aug	Sep	Oct	Nov	Dec	Thru Oct	% Change	Trending	Total
2013	789	704	640	508	542	545	491	621	521	630	416	618	5,991			7,025
2014	575	727	678	667	552	509	697	546	616	631	-	-	6,198	3.5%	▲	6,198

		Jan	Feb	Mar	Apr	May	Jun	Jul	Aug	Sep	Oct	Nov	Dec	Thru Oct	% Change	Trending	Total
Administrative Law	2013	-	-	1	-	3	-	-	-	2	-	-	-	6			6
	2014	-	-	-	-	-	-	-	-	-	1	-	-	1	-83.3%	▼	1
Capital Murder	2014	-	-	2	-	-	-	-	-	-	-	-	-	2			2
Contested Divorce	2013	15	14	11	12	18	7	11	12	13	16	10	9	129			148
	2014	12	14	10	13	12	10	10	11	14	10	-	-	116	-10.1%	▼	116
Domestic and Family - Level 1	2013	7	6	9	5	6	14	5	9	4	3	16	2	68			86
	2014	6	3	14	7	6	10	7	14	1	27	-	-	95	39.7%	▲	95
Domestic and Family - Level 2	2013	8	4	7	2	5	7	4	9	2	3	1	7	51			59
	2014	3	5	1	9	8	6	4	5	4	13	-	-	58	13.7%	▲	58
General Civil - Level 1	2013	2	-	-	-	1	1	3	3	-	4	-	2	14			16
	2014	-	-	-	1	1	-	2	1	-	1	-	-	6	-57.1%	▼	6
General Civil - Level 2	2013	14	11	14	17	16	13	12	22	14	10	7	8	143			158
	2014	14	21	20	10	12	20	16	15	16	15	-	-	159	11.2%	▲	159
General Civil - Level 3	2013	6	6	4	7	6	3	5	9	4	3	6	5	53			64
	2014	2	2	6	10	3	3	6	3	3	1	-	-	39	-26.4%	▼	39
Miscellaneous	2013	433	297	222	191	143	127	144	161	168	160	149	180	2,046			2,375
	2014	208	243	254	225	150	133	161	146	154	184	-	-	1,858	-9.2%	▼	1,858
Misdemeanor	2013	37	46	50	34	52	53	45	82	45	61	29	58	505			592
	2014	52	70	62	61	48	43	66	49	54	45	-	-	550	8.9%	▲	550
Non-Capital Felonies and Related Matters	2013	161	192	200	135	165	208	158	214	159	274	118	228	1,866			2,212
	2014	156	239	215	226	239	190	300	197	245	225	-	-	2,232	19.6%	▲	2,232
Other	2013	67	67	73	71	82	81	63	57	70	59	52	96	690			838
	2014	83	77	44	69	43	55	72	61	73	74	-	-	651	-5.7%	▼	651
Other Criminally Related Matters	2013	14	12	17	6	12	5	15	9	15	7	3	3	112			118
	2014	8	17	9	5	8	4	25	11	15	7	-	-	109	-2.7%	▼	109
Probates/Wills and Trusts - Level 1	2013	-	-	1	-	-	-	-	1	1	-	-	-	3			3
	2014	1	-	-	1	-	-	-	-	2	-	-	-	4	33.3%	▲	4
Probates/Wills and Trusts - Level 2	2013	5	2	1	1	2	5	3	1	1	1	2	3	22			27
	2014	3	-	7	1	1	3	2	1	6	4	-	-	28	27.3%	▲	28
Protective Orders	2013	-	1	-	-	1	-	-	1	2	-	2	-	5			7
	2014	1	3	4	2	-	1	2	2	2	1	-	-	18	260.0%	▲	18
Uncontested Divorce	2013	20	46	30	27	30	21	23	31	21	29	21	17	278			316
	2014	26	33	30	27	21	31	24	30	27	23	-	-	272	-2.2%	▼	272

Type of Court: Circuit

Locale/Circuit: Shenandoah 26

Start/End Date: Jan-13 / Oct-14

Type of Case: Filings

AVG. Month: 290

2013 AVG Month: 297

2014 AVG Month: 282

Jan-Oct 2013: 2,973

Jan-Oct 2014: 2,818

Filings Trending: Downward ▼

D

a

s

h

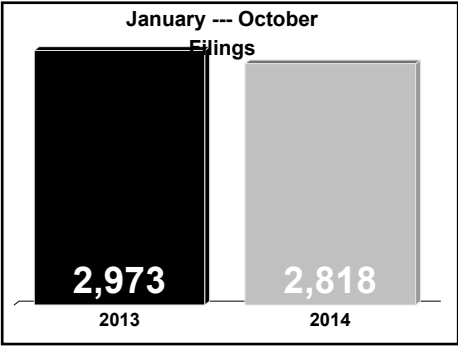
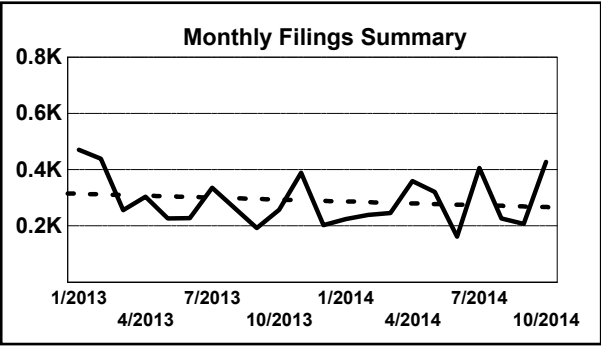
b

o

a

r

d



	Jan	Feb	Mar	Apr	May	Jun	Jul	Aug	Sep	Oct	Nov	Dec	Thru Oct	% Change	Trending	Total
2013	470	439	256	304	227	228	336	264	192	257	389	203	2,973			3,565
2014	224	239	246	359	321	162	406	227	207	427	-	-	2,818	-5.2%	▼	2,818

		Jan	Feb	Mar	Apr	May	Jun	Jul	Aug	Sep	Oct	Nov	Dec	Thru Oct	% Change	Trending	Total
Administrative Law	2013	-	1	-	-	-	-	-	-	-	-	-	-	1			1
	2014	-	-	-	1	1	-	-	-	-	1	-	-	3	200.0%	▲	3
Capital Murder	2014	-	-	-	1	-	-	-	-	-	-	-	-	1			1
Contested Divorce	2013	6	4	2	6	2	2	3	3	2	4	3	2	34			39
	2014	3	7	3	7	3	4	5	4	6	5	-	-	47	38.2%	▲	47
Domestic and Family - Level 1	2013	4	7	6	3	2	5	-	2	7	5	1	5	41			47
	2014	-	4	6	6	12	3	6	5	10	11	-	-	63	53.7%	▲	63
Domestic and Family - Level 2	2013	-	7	1	1	2	1	1	1	2	1	1	1	17			19
	2014	1	2	3	1	1	1	2	2	1	-	-	-	14	-17.6%	▼	14
General Civil - Level 1	2013	-	-	-	-	-	-	-	1	-	-	-	1	1			2
	2014	1	-	1	1	-	-	-	-	-	-	-	-	3	200.0%	▲	3
General Civil - Level 2	2013	4	4	4	7	5	5	8	4	1	-	1	2	42			45
	2014	2	2	3	5	7	3	6	2	4	5	-	-	39	-7.1%	▼	39
General Civil - Level 3	2013	4	3	2	3	2	3	2	2	2	1	2	2	24			28
	2014	-	3	2	1	1	4	-	3	1	1	-	-	16	-33.3%	▼	16
Miscellaneous	2013	159	160	163	111	68	72	75	83	74	99	77	76	1,064			1,217
	2014	96	86	101	90	57	77	63	50	78	89	-	-	787	-26.0%	▼	787
Misdemeanor	2013	62	60	2	30	16	11	38	30	10	34	28	18	293			339
	2014	24	34	21	29	15	7	29	28	23	45	-	-	255	-13.0%	▼	255
Non-Capital Felonies and Related Matters	2013	169	108	7	105	75	36	134	89	22	81	224	6	826			1,056
	2014	67	48	13	123	121	6	251	63	18	223	-	-	933	13.0%	▲	933
Other	2013	53	70	55	26	40	86	61	39	57	20	31	79	507			617
	2014	20	36	77	77	93	45	27	57	41	35	-	-	508	0.2%	▲	508
Other Criminally Related Matters	2013	1	2	1	4	1	1	4	1	5	1	9	3	21			33
	2014	-	3	1	6	-	3	2	1	17	5	-	-	38	81.0%	▲	38
Probates/Wills and Trusts	2013	-	-	-	-	-	-	-	-	-	1	-	-	1			1
Probates/Wills and Trusts - Level 2	2013	2	-	2	-	1	-	1	1	1	3	-	1	11			12
	2014	3	2	4	-	-	-	1	-	1	-	-	-	11	0.0%	↔	11
Uncontested Divorce	2013	6	13	11	8	13	6	9	8	9	7	12	7	90			109
	2014	7	12	11	11	10	9	14	12	7	7	-	-	100	11.1%	▲	100

Type of Court: Circuit

Locale/Circuit: Warren 26

Start/End Date: Jan-13 / Oct-14

Type of Case: Filings

AVG. Month: 254

2013 AVG Month: 268

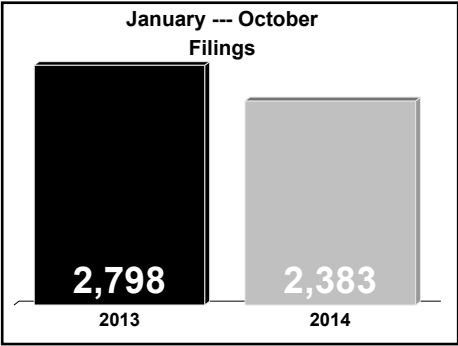
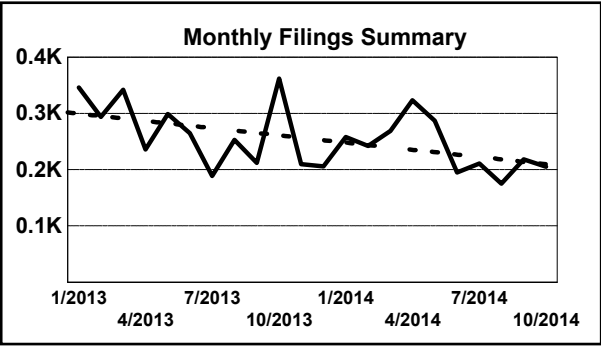
2014 AVG Month: 238

Jan-Oct 2013: 2,798

Jan-Oct 2014: 2,383

Filings Trending: Downward ▼

Dash-board



	Jan	Feb	Mar	Apr	May	Jun	Jul	Aug	Sep	Oct	Nov	Dec	Thru Oct	% Change	Trending	Total
2013	346	294	342	236	299	265	189	253	212	362	210	206	2,798			3,214
2014	258	242	269	323	287	195	211	175	218	205	-	-	2,383	-14.8%	▼	2,383

		Jan	Feb	Mar	Apr	May	Jun	Jul	Aug	Sep	Oct	Nov	Dec	Thru Oct	% Change	Trending	Total
Administrative Law	2013	-	-	1	-	-	-	1	-	-	1	-	-	3			3
	2014	-	-	-	-	-	-	1	-	-	1	-	-	2	-33.3%	▼	2
Contested Divorce	2013	4	7	8	15	10	8	5	5	8	9	4	5	79			88
	2014	8	3	7	7	10	4	6	11	5	13	-	-	74	-6.3%	▼	74
Domestic and Family - Level 1	2013	6	5	11	4	11	8	11	2	18	21	5	4	97			106
	2014	-	11	6	2	5	6	4	7	5	5	-	-	51	-47.4%	▼	51
Domestic and Family - Level 2	2013	5	-	-	2	-	3	-	-	2	5	-	7	17			24
	2014	-	3	2	3	7	2	4	1	-	2	-	-	24	41.2%	▲	24
General Civil - Level 1	2013	-	-	-	-	-	-	-	-	-	-	1	-	0			1
	2014	-	1	1	1	-	-	1	-	-	1	-	-	5	0.0%	↔	5
General Civil - Level 2	2013	5	6	7	15	7	7	1	8	6	5	2	4	67			73
	2014	6	3	6	3	5	9	6	5	11	3	-	-	57	-14.9%	▼	57
General Civil - Level 3	2013	3	1	4	1	2	1	5	1	-	1	1	-	19			20
	2014	1	1	3	1	2	1	2	1	2	-	-	-	14	-26.3%	▼	14
Miscellaneous	2013	161	125	117	99	76	77	57	62	75	83	64	74	932			1,070
	2014	95	84	95	93	68	49	51	71	65	57	-	-	728	-21.9%	▼	728
Misdemeanor	2013	19	20	21	11	22	11	11	16	26	23	17	7	180			204
	2014	14	3	18	18	15	13	25	21	14	24	-	-	165	-8.3%	▼	165
Non-Capital Felonies and Related Matters	2013	81	46	103	25	79	100	31	101	25	135	85	61	726			872
	2014	82	37	41	107	124	47	69	31	89	77	-	-	704	-3.0%	▼	704
Other	2013	47	68	53	40	71	28	27	26	23	57	20	30	440			490
	2014	28	72	57	53	25	35	23	-	1	1	-	-	295	-33.0%	▼	295
Other Criminally Related Matters	2013	2	3	1	4	1	3	15	10	4	2	-	1	45			46
	2014	8	2	10	7	4	4	4	-	4	2	-	-	45	0.0%	↔	45
Probates/Wills and Trusts - Level 1	2013	1	-	-	-	-	1	-	-	-	-	-	-	2			2
	2014	-	-	-	-	-	-	-	1	-	-	-	-	1	-50.0%	▼	1
Probates/Wills and Trusts - Level 2	2013	-	-	1	3	-	-	-	-	1	1	-	-	6			6
	2014	-	-	2	1	1	-	-	-	-	-	-	-	4	-33.3%	▼	4
Protective Orders	2013	-	-	-	-	-	-	-	-	-	-	1	-	0			1
	2014	-	-	-	-	-	4	3	1	1	-	-	-	9	0.0%	↔	9
Uncontested Divorce	2013	12	13	15	17	20	18	25	22	24	19	10	13	185			208
	2014	16	22	21	27	21	21	12	25	21	19	-	-	205	10.8%	▲	205

Type of Court: Circuit

Locale/Circuit: Winchester 26

Start/End Date: Jan-13 / Oct-14

Type of Case: Filings

AVG. Month: 212

2013 AVG Month: 215

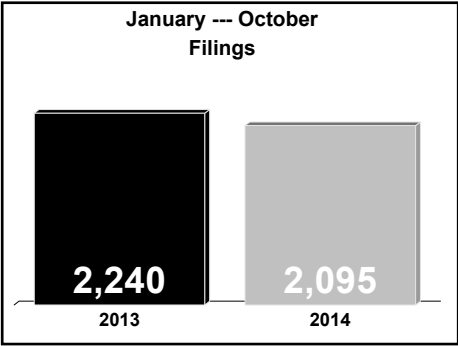
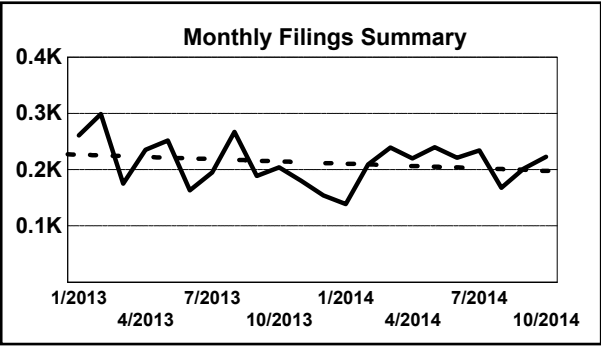
2014 AVG Month: 210

Jan-Oct 2013: 2,240

Jan-Oct 2014: 2,095

Filings Trending: Downward ▼

D
a
s
h
b
o
a
r
d

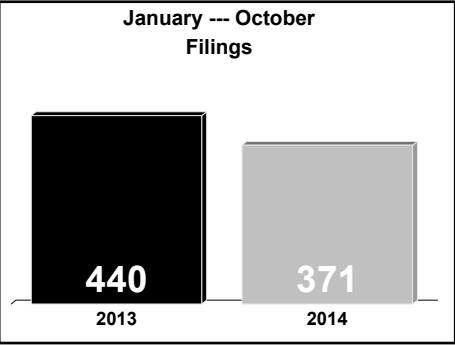
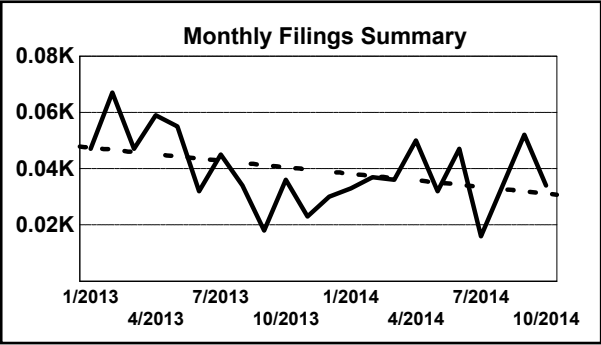


	Jan	Feb	Mar	Apr	May	Jun	Jul	Aug	Sep	Oct	Nov	Dec	Thru Oct	% Change	Trending	Total
2013	261	299	175	235	252	163	195	267	189	204	180	154	2,240			2,574
2014	139	209	239	220	240	221	234	168	202	223	-	-	2,095	-6.5%	▼	2,095

		Jan	Feb	Mar	Apr	May	Jun	Jul	Aug	Sep	Oct	Nov	Dec	Thru Oct	% Change	Trending	Total
Administrative Law	2013	-	-	-	-	-	1	-	-	-	-	-	-	1			1
Contested Divorce	2013	2	6	1	3	3	4	3	3	4	4	5	6	33			44
	2014	2	3	5	4	4	8	4	5	7	4	-	-	46	39.4%	▲	46
Domestic and Family - Level 1	2013	1	2	1	4	-	3	2	3	-	6	1	4	22			27
	2014	1	2	4	4	1	1	-	2	1	7	-	-	23	4.5%	▲	23
Domestic and Family - Level 2	2013	-	1	-	-	4	2	-	1	1	1	1	4	10			15
	2014	-	2	2	1	1	2	2	1	6	-	-	-	17	70.0%	▲	17
General Civil - Level 1	2013	4	-	-	-	1	1	-	3	1	-	-	-	10			10
	2014	-	-	-	1	1	1	-	1	-	-	-	-	4	-60.0%	▼	4
General Civil - Level 2	2013	7	6	2	13	5	4	3	8	6	1	3	2	55			60
	2014	2	8	3	3	7	2	3	3	7	3	-	-	41	-25.5%	▼	41
General Civil - Level 3	2013	4	1	3	2	3	3	1	1	6	-	1	-	24			25
	2014	-	-	1	1	1	3	2	1	-	2	-	-	11	-54.2%	▼	11
Miscellaneous	2013	66	63	33	27	38	23	26	31	35	29	32	17	371			420
	2014	31	39	33	43	23	28	31	28	22	25	-	-	303	-18.3%	▼	303
Misdemeanor	2013	55	67	36	51	50	40	61	65	39	39	57	35	503			595
	2014	20	53	72	45	69	39	52	34	60	41	-	-	485	-3.6%	▼	485
Non-Capital Felonies and Related Matters	2013	119	136	85	125	132	76	82	132	79	111	62	74	1,077			1,213
	2014	65	80	101	94	120	118	119	78	83	121	-	-	979	-9.1%	▼	979
Other	2013	1	4	3	4	-	2	1	2	7	3	4	6	27			37
	2014	4	3	2	5	4	4	4	2	7	5	-	-	40	48.1%	▲	40
Other Criminally Related Matters	2013	-	9	4	-	5	2	7	3	1	3	7	-	34			41
	2014	3	5	5	2	-	2	6	2	-	7	-	-	32	-5.9%	▼	32
Probates/Wills and Trusts - Level 1	2013	-	-	-	-	1	-	-	-	-	-	-	-	1			1
	2014	-	1	-	-	-	-	1	-	2	-	-	-	4	300.0%	▲	4
Probates/Wills and Trusts - Level 2	2013	-	-	-	1	-	-	-	1	1	-	-	1	3			4
	2014	1	1	1	-	-	1	-	1	1	-	-	-	6	100.0%	▲	6
Protective Orders	2014	-	-	-	-	-	-	-	-	-	1	-	-	1			1
Uncontested Divorce	2013	2	4	7	5	10	2	9	14	9	7	7	5	69			81
	2014	10	12	10	17	9	12	10	10	6	7	-	-	103	49.3%	▲	103

Type of Court: Circuit
Locale/Circuit: Bland 27
Start/End Date: Jan-13 / Oct-14
Type of Case: Filings
AVG. Month: 39
2013 AVG Month: 41
2014 AVG Month: 37
Jan-Oct 2013: 440
Jan-Oct 2014: 371
Filings Trending: Downward ▼

D
a
s
h
b
o
a
r
d

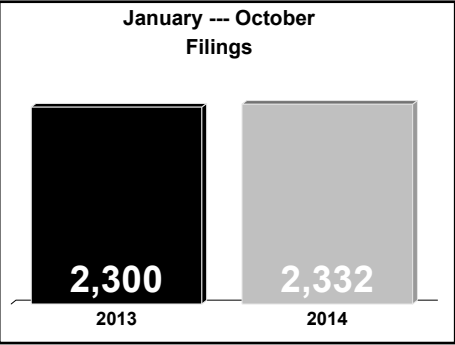
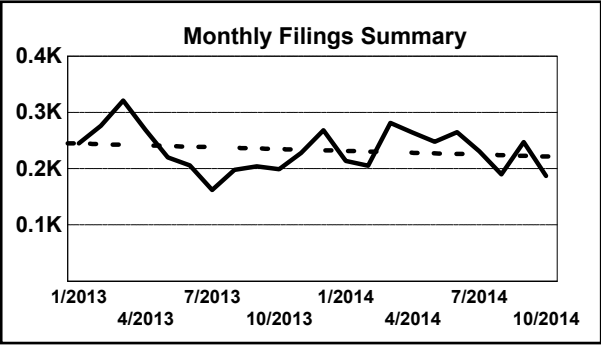


	Jan	Feb	Mar	Apr	May	Jun	Jul	Aug	Sep	Oct	Nov	Dec	Thru Oct	% Change	Trending	Total
2013	47	67	47	59	55	32	45	34	18	36	23	30	440			493
2014	33	37	36	50	32	47	16	34	52	34	-	-	371	-15.7%	▼	371

		Jan	Feb	Mar	Apr	May	Jun	Jul	Aug	Sep	Oct	Nov	Dec	Thru Oct	% Change	Trending	Total
Contested Divorce	2013	-	2	-	1	1	-	3	3	-	-	1	-	10			11
	2014	2	-	-	1	2	3	1	1	2	2	-	-	14	40.0%	▲	14
Domestic and Family - Level 1	2013	1	3	-	-	1	-	-	1	-	-	-	-	6			6
	2014	-	-	-	1	-	1	-	-	2	-	-	-	4	-33.3%	▼	4
Domestic and Family - Level 2	2013	2	-	1	-	-	-	3	-	1	-	-	-	7			7
	2014	1	-	-	-	-	-	-	-	-	-	-	-	1	-85.7%	▼	1
General Civil - Level 2	2013	1	3	1	-	1	1	1	-	1	-	-	1	9			10
	2014	-	-	-	1	-	1	-	-	2	1	-	-	5	-44.4%	▼	5
General Civil - Level 3	2013	-	-	-	1	-	-	1	-	-	-	-	2	2			4
Miscellaneous	2013	33	45	33	35	27	5	19	13	12	19	11	18	241			270
	2014	23	22	25	39	16	17	12	14	17	27	-	-	212	-12.0%	▼	212
Misdemeanor	2013	2	2	1	-	2	-	2	1	-	1	-	2	11			13
	2014	-	1	2	1	1	1	-	2	1	-	-	-	9	-18.2%	▼	9
Non-Capital Felonies and Related Matters	2013	4	9	9	20	19	23	13	14	4	12	8	6	127			141
	2014	2	11	3	5	9	20	1	9	25	4	-	-	89	-29.9%	▼	89
Other	2013	1	-	-	1	-	-	1	-	-	1	-	-	4			4
	2014	-	-	-	-	1	1	1	-	-	-	-	-	3	-25.0%	▼	3
Other Criminally Related Matters	2013	-	1	-	-	-	1	1	1	-	-	-	-	4			4
	2014	-	2	-	2	2	-	1	6	1	-	-	-	14	250.0%	▲	14
Probates/Wills and Trusts - Level 2	2013	1	1	-	-	-	-	-	-	-	1	1	-	3			4
	2014	-	1	-	-	1	-	-	-	-	-	-	-	2	-33.3%	▼	2
Uncontested Divorce	2013	2	1	2	1	4	2	1	1	-	2	2	1	16			19
	2014	5	-	6	-	-	3	-	2	2	-	-	-	18	12.5%	▲	18

Type of Court: Circuit
Locale/Circuit: Carroll 27
Start/End Date: Jan-13 / Oct-14
Type of Case: Filings
AVG. Month: 233
2013 AVG Month: 233
2014 AVG Month: 233
Jan-Oct 2013: 2,300
Jan-Oct 2014: 2,332
Filings Trending: Steady ↔

D
a
s
h
b
o
a
r
d



	Jan	Feb	Mar	Apr	May	Jun	Jul	Aug	Sep	Oct	Nov	Dec	Thru Oct	% Change	Trending	Total
2013	245	276	321	269	220	206	162	198	204	199	228	268	2,300			2,796
2014	214	205	281	264	248	265	231	190	247	187	-	-	2,332	1.4%	▲	2,332

		Jan	Feb	Mar	Apr	May	Jun	Jul	Aug	Sep	Oct	Nov	Dec	Thru Oct	% Change	Trending	Total
Administrative Law	2014	-	-	-	-	-	-	-	1	1	-	-	-	2			2
Contested Divorce	2013	3	5	6	10	4	6	1	5	1	5	-	4	46			50
	2014	-	2	6	5	5	5	3	1	3	5	-	-	35	-23.9%	▼	35
Domestic and Family - Level 1	2013	1	2	3	12	1	5	-	4	4	4	2	3	36			41
	2014	4	-	4	5	5	1	12	2	17	2	-	-	52	44.4%	▲	52
Domestic and Family - Level 2	2013	3	2	4	1	1	1	3	3	4	1	6	3	23			32
	2014	2	1	5	2	4	7	-	1	-	1	-	-	23	0.0%	↔	23
General Civil - Level 1	2013	-	2	-	2	1	1	-	-	-	1	-	-	7			7
	2014	2	2	1	1	-	-	-	-	1	-	-	-	7	0.0%	↔	7
General Civil - Level 2	2013	6	3	5	3	1	5	7	5	8	4	6	3	47			56
	2014	2	5	6	4	5	4	8	8	2	3	-	-	47	0.0%	↔	47
General Civil - Level 3	2013	3	3	2	2	-	16	7	3	4	1	4	1	41			46
	2014	2	4	9	3	3	4	6	3	1	-	-	-	35	-14.6%	▼	35
Miscellaneous	2013	132	140	127	105	91	61	61	61	79	72	77	76	929			1,082
	2014	71	91	91	67	74	51	73	66	42	61	-	-	687	-26.0%	▼	687
Misdemeanor	2013	6	14	34	32	10	4	20	9	6	9	9	5	144			158
	2014	10	4	9	15	14	11	14	6	21	3	-	-	107	-25.7%	▼	107
Non-Capital Felonies and Related Matters	2013	45	56	90	48	63	64	22	56	59	56	81	130	559			770
	2014	80	44	88	90	80	129	56	66	103	71	-	-	807	44.4%	▲	807
Other	2013	25	26	30	21	29	27	23	31	25	24	23	25	261			309
	2014	24	30	29	26	22	25	19	16	22	23	-	-	236	-9.6%	▼	236
Other Criminally Related Matters	2013	12	8	8	22	6	2	11	10	3	15	9	4	97			110
	2014	11	7	9	34	14	18	24	6	22	2	-	-	147	51.5%	▲	147
Probates/Wills and Trusts	2014	-	-	-	-	-	-	-	1	-	-	-	-	1			1
Probates/Wills and Trusts - Level 2	2013	3	5	1	3	4	3	2	2	3	1	4	5	27			36
	2014	-	3	10	3	7	3	5	4	2	7	-	-	44	63.0%	▲	44
Uncontested Divorce	2013	6	10	11	8	9	11	5	9	8	6	7	9	83			99
	2014	6	12	14	9	15	7	11	9	10	9	-	-	102	22.9%	▲	102

Type of Court: Circuit

Locale/Circuit: Floyd 27

Start/End Date: Jan-13 / Oct-14

Type of Case: Filings

AVG. Month: 87

2013 AVG Month: 92

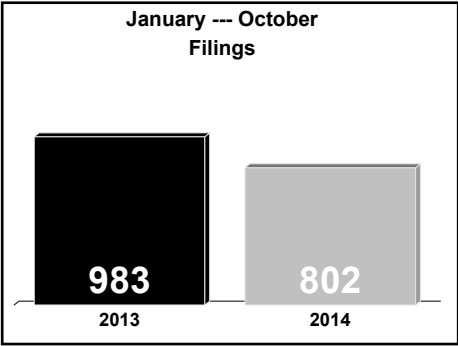
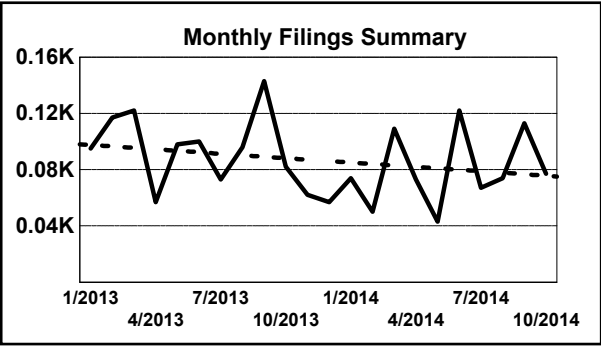
2014 AVG Month: 80

Jan-Oct 2013: 983

Jan-Oct 2014: 802

Filings Trending: Downward ▼

D
a
s
h
b
o
a
r
d



	Jan	Feb	Mar	Apr	May	Jun	Jul	Aug	Sep	Oct	Nov	Dec	Thru Oct	% Change	Trending	Total
2013	95	117	122	57	98	100	73	96	143	82	62	57	983			1,102
2014	74	50	109	73	43	122	67	74	113	77	-	-	802	-18.4%	▼	802

		Jan	Feb	Mar	Apr	May	Jun	Jul	Aug	Sep	Oct	Nov	Dec	Thru Oct	% Change	Trending	Total
Administrative Law	2013	-	-	-	-	1	-	1	-	-	-	-	-	2			2
Contested Divorce	2013	4	2	3	2	3	3	1	3	4	4	7	1	29			37
	2014	-	3	4	7	-	1	1	3	2	2	-	-	23	-20.7%	▼	23
Domestic and Family - Lev	2013	2	-	-	-	-	-	-	-	-	-	-	1	2			3
Domestic and Family - Level 2	2013	3	-	-	2	2	1	-	-	1	3	-	-	12			12
	2014	2	1	-	-	1	-	1	-	-	-	-	-	5	-58.3%	▼	5
General Civil - Level 1	2013	-	-	-	-	-	1	-	-	-	-	-	-	1			1
	2014	1	-	1	-	-	-	-	1	-	1	-	-	4	300.0%	▲	4
General Civil - Level 2	2013	1	2	4	1	2	2	2	2	1	3	1	-	20			21
	2014	2	4	-	-	-	1	2	2	-	3	-	-	14	-30.0%	▼	14
General Civil - Level 3	2013	1	2	-	2	4	-	6	5	2	1	-	-	23			23
	2014	1	-	1	1	-	1	7	3	-	1	-	-	15	-34.8%	▼	15
Miscellaneous	2013	58	72	61	35	35	35	27	37	31	39	30	22	430			482
	2014	39	29	51	39	18	32	26	41	24	47	-	-	346	-19.5%	▼	346
Misdemeanor	2013	5	3	10	2	9	5	5	5	9	7	4	11	60			75
	2014	8	5	18	10	8	15	1	5	12	8	-	-	90	50.0%	▲	90
Non-Capital Felonies and Related Matters	2013	18	30	42	10	33	50	26	33	90	21	11	19	353			383
	2014	16	3	32	10	12	68	11	8	71	8	-	-	239	-32.3%	▼	239
Other	2013	1	-	-	-	-	-	-	-	-	-	-	1	1			2
	2014	-	1	1	-	2	2	11	5	-	2	-	-	24	2,300.0%	▲	24
Other Criminally Related Matters	2013	-	-	-	-	3	-	3	5	-	-	-	-	11			11
	2014	1	2	-	2	1	-	2	2	1	1	-	-	12	9.1%	▲	12
Probates/Wills and Trusts	2014	-	-	-	-	-	-	-	1	-	-	-	-	1			1
Probates/Wills and Trusts - Level 2	2013	-	-	-	-	1	-	1	-	-	1	-	-	3			3
	2014	-	1	-	1	-	-	1	-	1	-	-	-	4	33.3%	▲	4
Uncontested Divorce	2013	2	6	2	3	5	3	1	6	5	3	9	2	36			47
	2014	4	1	1	3	1	2	4	3	2	4	-	-	25	-30.6%	▼	25

Type of Court: Circuit

Locale/Circuit: Giles 27

Start/End Date: Jan-13 / Oct-14

Type of Case: Filings

AVG. Month: 138

2013 AVG Month: 149

2014 AVG Month: 124

Jan-Oct 2013: 1,583

Jan-Oct 2014: 1,241

Filings Trending: Downward ▼

D

a

s

h

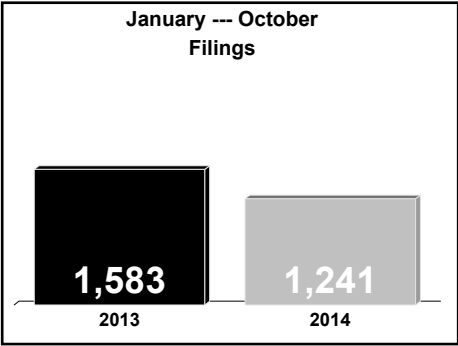
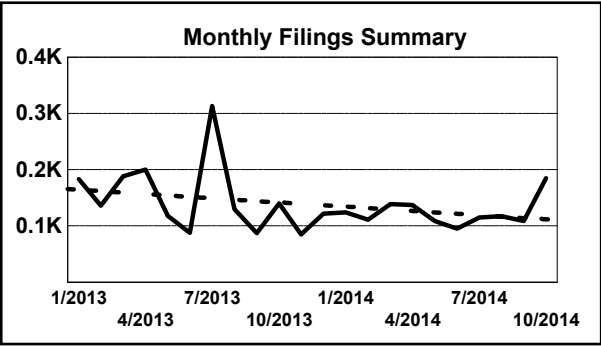
b

o

a

r

d



	Jan	Feb	Mar	Apr	May	Jun	Jul	Aug	Sep	Oct	Nov	Dec	Thru Oct	% Change	Trending	Total
2013	183	136	188	200	118	88	313	130	87	140	85	122	1,583			1,790
2014	124	111	139	137	109	95	115	117	109	185	-	-	1,241	-21.6%	▼	1,241

		Jan	Feb	Mar	Apr	May	Jun	Jul	Aug	Sep	Oct	Nov	Dec	Thru Oct	% Change	Trending	Total
Contested Divorce	2013	3	1	1	2	4	2	-	2	2	1	3	2	18			23
	2014	3	-	3	1	2	1	-	-	3	2	-	-	15	-16.7%	▼	15
Domestic and Family - Level 1	2013	10	-	10	-	-	10	5	2	6	1	2	2	44			48
	2014	9	1	6	-	3	7	-	3	11	-	-	-	40	-9.1%	▼	40
Domestic and Family - Level 2	2013	1	-	6	-	-	3	1	1	1	-	-	-	13			13
	2014	-	-	3	-	1	1	3	1	-	-	-	-	9	-30.8%	▼	9
General Civil - Level 1	2013	-	-	-	-	2	-	1	-	-	-	-	-	3			3
	2014	-	-	1	-	-	-	1	-	-	-	-	-	2	-33.3%	▼	2
General Civil - Level 2	2013	3	1	5	3	10	1	1	2	3	3	1	2	32			35
	2014	1	6	1	3	4	4	1	3	1	1	-	-	25	-21.9%	▼	25
General Civil - Level 3	2013	2	1	4	-	10	3	3	-	1	5	1	-	29			30
	2014	9	2	1	-	1	-	2	8	-	1	-	-	24	-17.2%	▼	24
Miscellaneous	2013	106	80	69	140	47	7	74	43	34	38	34	41	638			713
	2014	28	45	51	47	35	25	30	19	33	28	-	-	341	-46.6%	▼	341
Misdemeanor	2013	2	9	2	7	2	14	23	10	4	11	8	4	84			96
	2014	9	2	6	11	4	4	15	4	4	11	-	-	70	-16.7%	▼	70
Non-Capital Felonies and Related Matters	2013	49	38	81	43	30	45	197	44	29	71	23	60	627			710
	2014	58	46	54	67	44	46	50	71	47	135	-	-	618	-1.4%	▼	618
Other	2014	-	1	-	-	1	-	-	-	-	-	-	-	2			2
Other Criminally Related Matters	2013	1	3	-	2	9	1	5	19	3	7	5	8	50			63
	2014	5	2	5	2	7	-	7	6	7	3	-	-	44	-12.0%	▼	44
Probates/Wills and Trusts - Level 2	2013	1	1	1	2	2	1	2	3	1	-	1	-	14			15
	2014	1	4	2	2	2	4	1	1	-	2	-	-	19	35.7%	▲	19
Protective Orders	2013	2	-	-	-	-	-	-	-	-	2	-	-	4			4
Uncontested Divorce	2013	3	2	9	1	2	1	1	4	3	1	7	3	27			37
	2014	1	2	6	4	5	3	5	1	3	2	-	-	32	18.5%	▲	32

Type of Court: Circuit

Locale/Circuit: Grayson 27

Start/End Date: Jan-13 / Oct-14

Type of Case: Filings

AVG. Month: 110

2013 AVG Month: 115

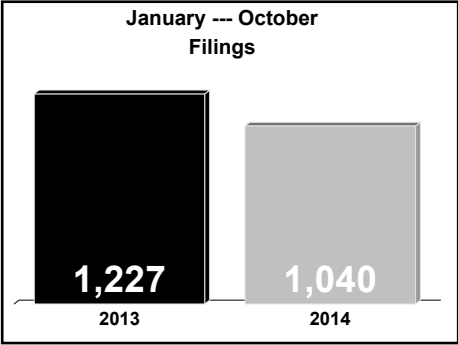
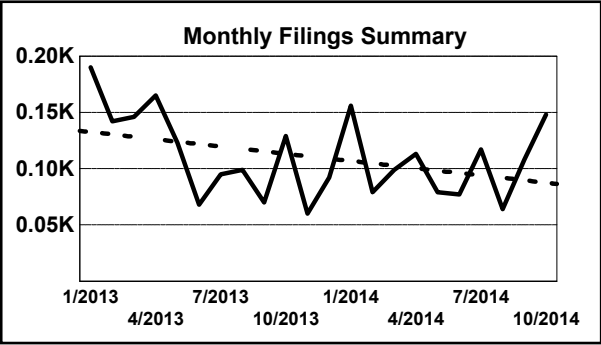
2014 AVG Month: 104

Jan-Oct 2013: 1,227

Jan-Oct 2014: 1,040

Filings Trending: Downward ▼

D
a
s
h
b
o
a
r
d

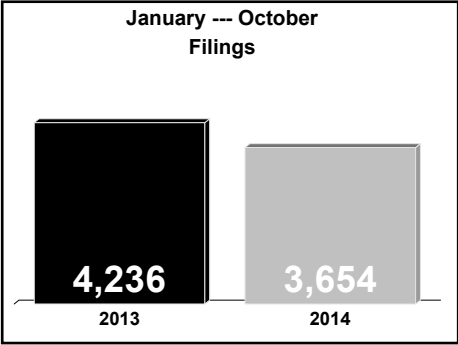
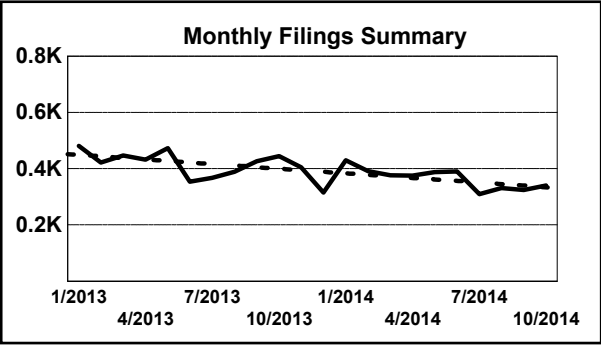


	Jan	Feb	Mar	Apr	May	Jun	Jul	Aug	Sep	Oct	Nov	Dec	Thru Oct	% Change	Trending	Total
2013	190	142	146	165	123	68	95	99	70	129	60	92	1,227			1,379
2014	156	79	99	113	79	77	117	64	108	148	-	-	1,040	-15.2%	▼	1,040

		Jan	Feb	Mar	Apr	May	Jun	Jul	Aug	Sep	Oct	Nov	Dec	Thru Oct	% Change	Trending	Total
Contested Divorce	2013	3	4	2	-	3	1	2	1	2	4	2	-	22			24
	2014	-	2	6	1	3	-	2	1	2	2	-	-	19	-13.6%	▼	19
Domestic and Family - Level 1	2013	4	-	4	8	6	-	-	1	3	3	-	-	29			29
	2014	2	2	-	-	-	-	-	3	1	1	-	-	9	-69.0%	▼	9
Domestic and Family - Level 2	2013	1	2	-	1	1	1	1	1	-	-	-	2	8			10
	2014	-	-	-	-	-	-	-	1	-	-	-	-	1	-87.5%	▼	1
General Civil - Level 1	2013	-	-	2	-	1	-	-	1	1	-	-	1	5			6
	2014	1	-	-	-	-	-	-	-	-	-	-	-	1	-80.0%	▼	1
General Civil - Level 2	2013	2	1	3	4	2	-	2	-	1	3	3	1	18			22
	2014	1	2	-	1	1	2	2	1	4	6	-	-	20	11.1%	▲	20
General Civil - Level 3	2013	1	1	1	2	1	2	1	3	1	2	3	-	15			18
	2014	-	-	1	-	1	-	-	-	1	-	-	-	3	-80.0%	▼	3
Miscellaneous	2013	94	94	79	64	60	34	30	35	36	40	30	42	566			638
	2014	38	43	64	51	31	18	37	21	47	51	-	-	401	-29.2%	▼	401
Misdemeanor	2013	15	6	16	8	11	8	6	10	9	7	8	5	96			109
	2014	12	6	5	5	10	7	16	4	8	12	-	-	85	-11.5%	▼	85
Non-Capital Felonies and Related Matters	2013	65	24	30	71	22	16	46	39	13	60	10	37	386			433
	2014	96	16	17	47	22	43	51	24	26	70	-	-	412	6.7%	▲	412
Other	2013	-	1	2	1	2	2	1	1	-	1	-	1	11			12
	2014	-	2	-	1	1	2	2	1	3	2	-	-	14	27.3%	▲	14
Other Criminally Related Matters	2013	-	1	1	3	2	2	2	2	1	1	2	2	15			19
	2014	3	-	-	3	2	-	-	1	9	1	-	-	19	26.7%	▲	19
Probates/Wills and Trusts	2013	-	-	-	-	-	-	-	-	-	-	-	1	0			1
Probates/Wills and Trusts - Level 2	2013	-	2	2	-	4	-	1	-	1	2	1	-	12	0.0%	↔	13
	2014	-	1	1	-	2	-	2	-	1	-	-	-	7	-41.7%	▼	7
Protective Orders	2013	1	-	-	-	1	-	-	2	-	1	-	-	5			5
	2014	-	-	-	1	-	1	-	-	-	-	-	-	2	-60.0%	▼	2
Uncontested Divorce	2013	4	6	4	3	7	2	3	3	2	5	1	-	39			40
	2014	3	5	5	3	6	4	5	7	6	3	-	-	47	20.5%	▲	47

Type of Court: Circuit
Locale/Circuit: Montgomery 27
Start/End Date: Jan-13 / Oct-14
Type of Case: Filings
AVG. Month: 391
2013 AVG Month: 413
2014 AVG Month: 365
Jan-Oct 2013: 4,236
Jan-Oct 2014: 3,654
Filings Trending: Downward ▼

D
a
s
h
b
o
a
r
d

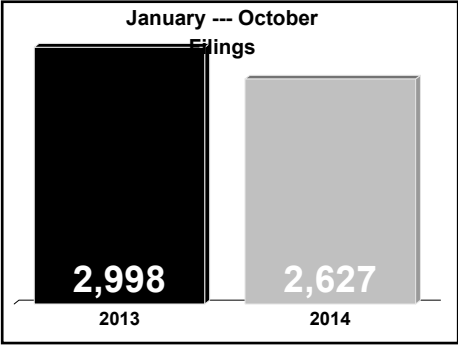
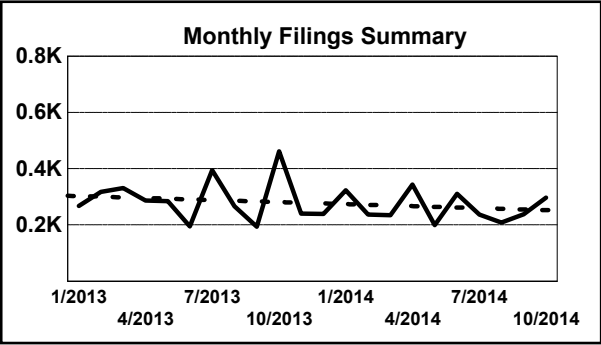


	Jan	Feb	Mar	Apr	May	Jun	Jul	Aug	Sep	Oct	Nov	Dec	Thru Oct	% Change	Trending	Total
2013	481	422	447	432	473	354	367	389	426	445	405	315	4,236			4,956
2014	430	391	376	375	388	390	309	331	324	340	-	-	3,654	-13.7%	▼	3,654

		Jan	Feb	Mar	Apr	May	Jun	Jul	Aug	Sep	Oct	Nov	Dec	Thru Oct	% Change	Trending	Total
Administrative Law	2013	-	1	-	2	1	1	-	-	-	-	2	-	5			7
	2014	-	1	-	-	-	-	-	1	2	-	-	-	4	-20.0%	▼	4
Contested Divorce	2013	7	12	16	7	15	9	7	14	6	5	4	10	98			112
	2014	8	6	14	4	6	7	6	12	10	13	-	-	86	-12.2%	▼	86
Domestic and Family - Level 1	2013	4	6	6	1	3	5	4	13	5	9	2	5	56			63
	2014	1	4	3	8	2	2	3	6	3	4	-	-	36	-35.7%	▼	36
Domestic and Family - Level 2	2013	4	3	3	4	4	1	4	8	2	1	3	2	34			39
	2014	7	-	5	5	3	3	5	2	2	2	-	-	34	0.0%	↔	34
General Civil - Level 1	2013	3	-	1	-	1	1	1	-	-	1	-	1	8			9
	2014	2	-	1	-	2	-	-	-	-	3	-	-	8	0.0%	↔	8
General Civil - Level 2	2013	11	8	6	7	10	6	6	10	11	9	8	9	84			101
	2014	18	7	15	10	5	9	7	12	8	10	-	-	101	20.2%	▲	101
General Civil - Level 3	2013	5	8	10	8	12	3	5	7	4	5	2	8	67			77
	2014	4	5	5	-	17	3	5	7	1	2	-	-	49	-26.9%	▼	49
Miscellaneous	2013	286	219	243	246	189	155	140	147	130	168	131	133	1,923			2,187
	2014	178	147	196	145	114	140	120	88	154	176	-	-	1,458	-24.2%	▼	1,458
Misdemeanor	2013	32	40	32	26	31	27	38	29	45	31	37	22	331			390
	2014	40	41	29	28	43	92	26	26	24	17	-	-	366	10.6%	▲	366
Non-Capital Felonies and Related Matters	2013	106	98	94	102	162	120	123	131	203	181	194	105	1,320			1,619
	2014	148	157	70	142	172	97	107	146	94	83	-	-	1,216	-7.9%	▼	1,216
Other	2013	2	1	2	1	-	-	1	-	1	4	6	1	12			19
	2014	-	2	2	1	-	10	2	4	6	4	-	-	31	158.3%	▲	31
Other Criminally Related Matters	2013	12	7	14	12	17	9	14	11	8	8	8	6	112			126
	2014	9	9	12	15	4	10	4	9	9	7	-	-	88	-21.4%	▼	88
Probates/Wills and Trusts - Level 1	2013	-	-	-	-	-	-	-	-	-	1	-	-	1			1
	2014	1	-	-	-	1	-	1	-	-	-	-	-	3	200.0%	▲	3
Probates/Wills and Trusts - Level 2	2013	-	2	3	2	8	4	7	2	4	1	1	2	33			36
	2014	1	2	2	1	1	2	3	6	4	4	-	-	26	-21.2%	▼	26
Uncontested Divorce	2013	9	17	17	14	20	13	17	17	7	21	7	11	152			170
	2014	13	10	22	16	18	15	20	12	7	15	-	-	148	-2.6%	▼	148

Type of Court: Circuit
Locale/Circuit: Pulaski 27
Start/End Date: Jan-13 / Oct-14
Type of Case: Filings
AVG. Month: 277
2013 AVG Month: 290
2014 AVG Month: 263
Jan-Oct 2013: 2,998
Jan-Oct 2014: 2,627
Filings Trending: Downward ▼

D
a
s
h
b
o
a
r
d

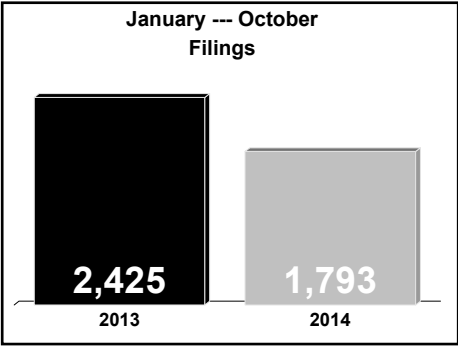
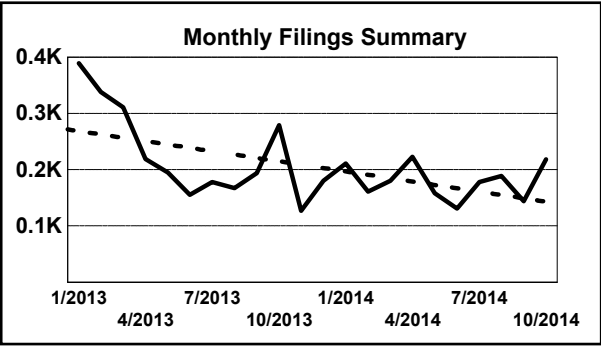


	Jan	Feb	Mar	Apr	May	Jun	Jul	Aug	Sep	Oct	Nov	Dec	Thru Oct	% Change	Trending	Total
2013	267	317	331	287	285	195	395	266	194	461	240	239	2,998			3,477
2014	323	237	235	343	199	310	237	208	238	297	-	-	2,627	-12.4%	▼	2,627

		Jan	Feb	Mar	Apr	May	Jun	Jul	Aug	Sep	Oct	Nov	Dec	Thru Oct	% Change	Trending	Total
Administrative Law	2013	-	-	1	-	1	-	-	-	-	-	2	-	2			4
	2014	-	-	1	-	-	-	-	-	3	-	-	-	4	100.0%	▲	4
Capital Murder	2014	-	-	-	1	-	-	-	-	-	-	-	-	1			1
Contested Divorce	2013	2	5	9	4	7	1	6	1	3	3	7	4	41			52
	2014	3	2	7	4	4	4	11	3	8	5	-	-	51	24.4%	▲	51
Domestic and Family - Level 1	2013	10	21	6	22	2	15	9	9	4	4	10	10	102			122
	2014	8	3	2	3	4	8	4	10	9	8	-	-	59	-42.2%	▼	59
Domestic and Family - Level 2	2013	2	1	3	2	3	1	1	2	1	3	3	4	19			26
	2014	1	-	-	1	3	-	2	2	1	3	-	-	13	-31.6%	▼	13
General Civil - Level 1	2013	1	-	-	2	-	-	-	3	-	1	1	1	7			9
	2014	-	2	-	-	1	-	-	-	-	-	-	-	3	-57.1%	▼	3
General Civil - Level 2	2013	3	5	8	8	3	2	2	2	2	7	3	1	42			46
	2014	2	6	1	4	4	11	3	4	2	2	-	-	39	-7.1%	▼	39
General Civil - Level 3	2013	5	3	2	4	8	4	3	2	1	11	-	1	43			44
	2014	4	1	1	1	1	2	1	2	-	2	-	-	15	-65.1%	▼	15
Miscellaneous	2013	116	137	105	97	103	69	63	87	65	78	67	61	920			1,048
	2014	105	87	101	71	71	67	69	61	66	76	-	-	774	-15.9%	▼	774
Misdemeanor	2013	27	31	27	25	23	18	21	29	30	46	28	29	277			334
	2014	33	21	16	35	16	40	20	27	25	31	-	-	264	-4.7%	▼	264
Non-Capital Felonies and Related Matters	2013	59	91	126	78	89	39	246	93	55	252	85	105	1,128			1,318
	2014	130	63	61	180	57	123	88	52	84	122	-	-	960	-14.9%	▼	960
Other	2013	25	7	12	17	26	31	21	18	14	29	14	15	200			229
	2014	14	27	22	21	24	31	22	27	20	24	-	-	232	16.0%	▲	232
Other Criminally Related Matters	2013	5	7	12	10	6	10	12	8	10	15	8	4	95			107
	2014	15	12	7	5	3	12	9	10	8	11	-	-	92	-3.2%	▼	92
Probates/Wills and Trusts - Level 1	2013	-	-	2	-	-	-	-	-	-	-	-	-	2			2
	2014	-	-	-	-	-	-	-	-	-	2	-	-	2	0.0%	↔	2
Probates/Wills and Trusts - Level 2	2013	1	1	1	5	2	1	-	-	2	1	1	-	14			15
	2014	-	-	1	6	2	2	-	1	2	1	-	-	15	7.1%	▲	15
Protective Orders	2013	1	-	-	1	2	-	1	2	1	1	1	-	9			10
	2014	-	-	-	1	1	-	1	2	1	1	-	-	7	-22.2%	▼	7
Uncontested Divorce	2013	10	8	17	12	10	4	10	10	6	10	10	4	97			111
	2014	8	13	15	10	8	10	7	7	9	9	-	-	96	-1.0%	▼	96

Type of Court: Circuit
Locale/Circuit: Wythe 27
Start/End Date: Jan-13 / Oct-14
Type of Case: Filings
AVG. Month: 206
2013 AVG Month: 228
2014 AVG Month: 179
Jan-Oct 2013: 2,425
Jan-Oct 2014: 1,793
Filings Trending: Downward ▼

D
a
s
h
b
o
a
r
d



	Jan	Feb	Mar	Apr	May	Jun	Jul	Aug	Sep	Oct	Nov	Dec	Thru Oct	% Change	Trending	Total
2013	389	338	311	219	195	155	178	167	194	279	127	180	2,425			2,732
2014	211	161	180	223	158	131	178	189	144	218	-	-	1,793	-26.1%	▼	1,793

		Jan	Feb	Mar	Apr	May	Jun	Jul	Aug	Sep	Oct	Nov	Dec	Thru Oct	% Change	Trending	Total
Administrative Law	2013	-	-	-	1	-	-	-	-	-	-	-	-	1			1
Contested Divorce	2013	5	1	5	7	3	2	6	4	4	5	3	5	42			50
	2014	2	3	5	4	3	4	2	4	3	3	-	-	33	-21.4%	▼	33
Domestic and Family - Level 1	2013	7	1	7	1	2	8	-	6	11	1	3	7	44			54
	2014	9	3	3	5	10	4	-	11	7	12	-	-	64	45.5%	▲	64
Domestic and Family - Level 2	2013	-	2	1	1	4	3	3	2	2	-	1	-	18			19
	2014	-	-	2	1	2	1	3	-	1	2	-	-	12	-33.3%	▼	12
General Civil - Level 1	2014	-	-	-	1	1	-	2	-	-	-	-	-	4			4
General Civil - Level 2	2013	6	2	6	5	3	3	7	4	2	4	4	7	42			53
	2014	7	2	2	3	8	6	8	7	3	8	-	-	54	28.6%	▲	54
General Civil - Level 3	2013	-	-	1	-	-	3	5	4	2	5	4	1	20			25
	2014	-	2	3	4	7	2	1	2	1	-	-	-	22	10.0%	▲	22
Miscellaneous	2013	238	238	160	76	63	53	59	42	55	48	53	53	1,032			1,138
	2014	66	86	77	65	44	48	37	71	63	65	-	-	622	-39.7%	▼	622
Misdemeanor	2013	15	15	7	6	10	10	10	13	9	15	3	19	110			132
	2014	7	8	13	7	7	13	15	5	4	10	-	-	89	-19.1%	▼	89
Non-Capital Felonies and Related Matters	2013	97	58	98	99	91	62	72	67	85	177	49	67	906			1,022
	2014	102	38	57	111	55	33	84	65	35	89	-	-	669	-26.2%	▼	669
Other	2013	8	4	11	6	6	1	4	6	7	5	2	8	58			68
	2014	7	7	4	10	8	7	9	11	8	13	-	-	84	44.8%	▲	84
Other Criminally Related Matters	2013	6	5	6	8	1	2	7	6	6	8	3	6	55			64
	2014	3	-	8	4	7	5	8	4	8	4	-	-	51	-7.3%	▼	51
Probates/Wills and Trusts - Level 1	2013	-	-	-	-	-	-	-	-	-	1	-	1	1			2
	2014	-	1	-	-	-	-	-	-	-	-	-	-	1	0.0%	↔	1
Probates/Wills and Trusts - Level 2	2013	2	1	-	-	-	1	-	2	-	2	-	-	8			8
	2014	2	1	1	2	1	-	-	3	2	1	-	-	13	62.5%	▲	13
Uncontested Divorce	2013	5	11	9	9	12	7	5	11	11	8	2	6	88			96
	2014	6	10	5	6	5	8	9	6	9	11	-	-	75	-14.8%	▼	75

Type of Court: Circuit

Locale/Circuit: Radford 27

Start/End Date: Jan-13 / Oct-14

Type of Case: Filings

AVG. Month: 104

2013 AVG Month: 103

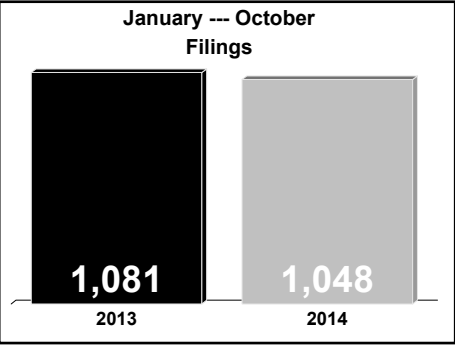
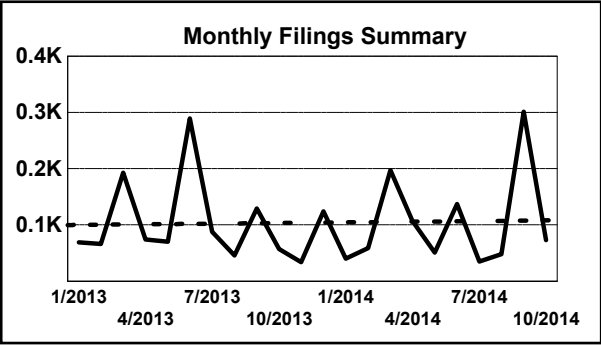
2014 AVG Month: 105

Jan-Oct 2013: 1,081

Jan-Oct 2014: 1,048

Filings Trending: Downward ▼

D
a
s
h
b
o
a
r
d

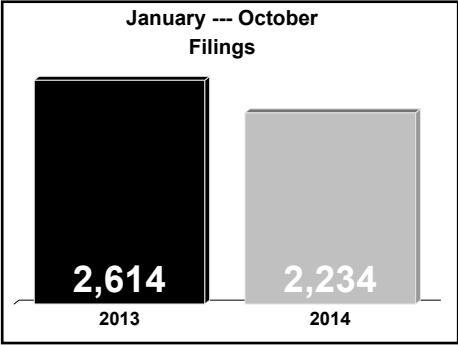
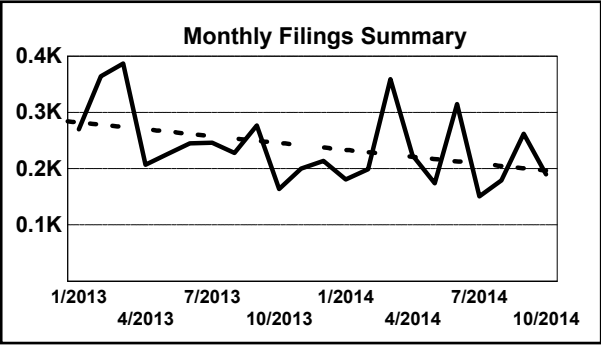


	Jan	Feb	Mar	Apr	May	Jun	Jul	Aug	Sep	Oct	Nov	Dec	Thru Oct	% Change	Trending	Total
2013	69	66	193	74	70	289	88	46	129	57	34	124	1,081			1,239
2014	40	59	197	107	51	137	35	48	301	73	-	-	1,048	-3.1%	▼	1,048

		Jan	Feb	Mar	Apr	May	Jun	Jul	Aug	Sep	Oct	Nov	Dec	Thru Oct	% Change	Trending	Total
Administrative Law	2013	1	-	-	-	-	-	-	-	-	-	-	-	1			1
	2014	-	-	-	-	-	-	-	-	-	1	-	-	1	0.0%	↔	1
Contested Divorce	2013	-	-	-	1	-	2	-	-	2	1	2	-	6			8
	2014	1	1	-	2	1	1	-	1	1	1	-	-	9	50.0%	▲	9
Domestic and Family - Level 1	2013	3	-	1	-	-	-	2	1	1	1	1	4	9			14
	2014	-	-	5	3	1	2	-	1	-	-	-	-	12	33.3%	▲	12
Domestic and Family - Level 2	2013	2	1	1	-	-	-	-	-	1	1	-	1	6			7
	2014	-	-	-	-	1	-	-	1	-	-	-	-	2	-66.7%	▼	2
General Civil - Level 1	2014	-	-	1	-	-	1	-	-	-	-	-	-	2			2
General Civil - Level 2	2013	1	-	1	3	-	2	2	1	-	2	-	1	12			13
	2014	-	-	-	2	-	-	2	1	1	-	-	-	6	-50.0%	▼	6
General Civil - Level 3	2013	1	-	2	2	-	2	1	1	2	1	1	1	12			14
	2014	-	-	-	2	-	-	-	-	1	-	-	-	3	-75.0%	▼	3
Miscellaneous	2013	45	38	20	34	31	26	15	17	12	22	14	20	260			294
	2014	26	24	25	25	17	20	12	17	30	21	-	-	217	-16.5%	▼	217
Misdemeanor	2013	-	2	28	6	6	25	22	5	14	6	6	23	114			143
	2014	1	7	18	26	1	31	5	9	22	10	-	-	130	14.0%	▲	130
Non-Capital Felonies and Related Matters	2013	7	11	127	18	19	220	27	10	88	9	8	71	536			615
	2014	9	17	140	36	27	71	7	13	233	29	-	-	582	8.6%	▲	582
Other	2013	8	11	9	3	9	7	15	10	6	8	-	1	86			87
	2014	-	2	-	1	1	2	3	2	4	6	-	-	21	-75.6%	▼	21
Other Criminally Related Matters	2013	-	-	-	6	3	2	3	-	1	1	2	-	16			18
	2014	2	3	7	5	1	6	3	3	7	4	-	-	41	156.3%	▲	41
Probates/Wills and Trusts	2013	-	-	2	-	-	2	-	-	-	-	-	-	4			4
Protective Orders	2013	-	1	-	-	-	-	-	-	-	-	-	-	1			1
Uncontested Divorce	2013	1	2	2	1	2	1	1	1	2	5	-	2	18			20
	2014	1	5	1	5	1	3	3	-	2	1	-	-	22	22.2%	▲	22

Type of Court: Circuit
Locale/Circuit: Smyth 28
Start/End Date: Jan-13 / Oct-14
Type of Case: Filings
AVG. Month: 239
2013 AVG Month: 252
2014 AVG Month: 223
Jan-Oct 2013: 2,614
Jan-Oct 2014: 2,234
Filings Trending: Downward ▼

D
a
s
h
b
o
a
r
d



	Jan	Feb	Mar	Apr	May	Jun	Jul	Aug	Sep	Oct	Nov	Dec	Thru Oct	% Change	Trending	Total
2013	270	364	387	207	226	245	246	228	277	164	200	214	2,614			3,028
2014	181	199	359	224	174	315	151	179	262	190	-	-	2,234	-14.5%	▼	2,234

		Jan	Feb	Mar	Apr	May	Jun	Jul	Aug	Sep	Oct	Nov	Dec	Thru Oct	% Change	Trending	Total
Administrative Law	2013	-	-	-	-	-	-	-	-	-	1	3	-	1			4
	2014	1	-	-	2	2	-	-	-	-	-	-	-	5	400.0%	▲	5
Contested Divorce	2013	7	6	4	2	3	1	6	6	6	3	3	5	44			52
	2014	5	4	7	3	4	8	5	4	1	2	-	-	43	-2.3%	▼	43
Domestic and Family - Level 1	2013	5	-	2	3	4	2	1	10	1	-	-	-	28			28
	2014	1	2	1	5	-	3	-	4	4	-	-	-	20	-28.6%	▼	20
Domestic and Family - Level 2	2013	3	3	5	3	7	4	6	3	5	3	4	3	42			49
	2014	3	2	1	3	5	6	4	-	5	7	-	-	36	-14.3%	▼	36
General Civil - Level 1	2013	1	-	1	2	1	-	1	-	-	2	-	1	8			9
	2014	2	-	-	-	-	1	-	-	-	-	-	-	3	-62.5%	▼	3
General Civil - Level 2	2013	2	4	4	2	1	6	11	9	5	6	3	5	50			58
	2014	2	6	9	4	8	9	6	3	5	5	-	-	57	14.0%	▲	57
General Civil - Level 3	2013	4	-	2	1	3	4	9	5	5	1	5	2	34			41
	2014	8	1	5	6	7	2	4	1	1	1	-	-	36	5.9%	▲	36
Miscellaneous	2013	159	190	126	92	56	36	49	44	44	62	56	60	858			974
	2014	75	90	102	89	43	60	58	59	53	65	-	-	694	-19.1%	▼	694
Misdemeanor	2013	19	9	18	3	16	13	4	23	24	2	10	8	131			149
	2014	10	6	16	11	29	8	10	19	30	16	-	-	155	18.3%	▲	155
Non-Capital Felonies and Related Matters	2013	28	99	166	41	92	122	109	68	128	48	73	85	901			1,059
	2014	46	46	150	70	34	153	25	49	107	77	-	-	757	-16.0%	▼	757
Other	2013	33	38	40	41	20	47	35	41	41	30	28	37	366			431
	2014	15	28	50	16	32	52	25	24	39	10	-	-	291	-20.5%	▼	291
Other Criminally Related Matters	2013	1	3	7	2	6	-	1	9	5	-	3	2	34			39
	2014	3	3	-	-	3	1	-	2	2	2	-	-	16	-52.9%	▼	16
Probates/Wills and Trusts	2014	-	-	-	1	-	-	-	-	-	-	-	-	1			1
Probates/Wills and Trusts - Level 2	2013	1	2	2	1	4	2	2	1	2	2	4	2	19			25
	2014	3	4	5	3	3	2	1	2	1	1	-	-	25	31.6%	▲	25
Uncontested Divorce	2013	7	10	10	14	13	8	12	9	11	4	8	4	98			110
	2014	7	7	13	11	4	10	13	12	14	4	-	-	95	-3.1%	▼	95

Type of Court: Circuit

Locale/Circuit: Washington 28

Start/End Date: Jan-13 / Oct-14

Type of Case: Filings

AVG. Month: 320

2013 AVG Month: 311

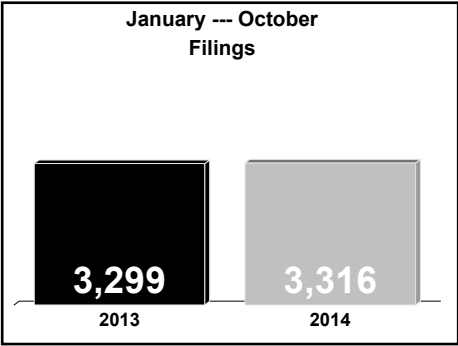
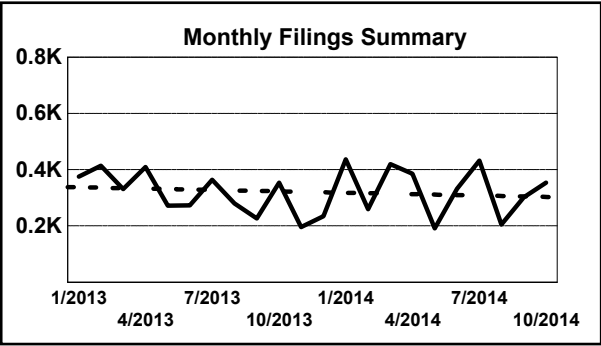
2014 AVG Month: 332

Jan-Oct 2013: 3,299

Jan-Oct 2014: 3,316

Filings Trending: Steady ↔

D
a
s
h
b
o
a
r
d

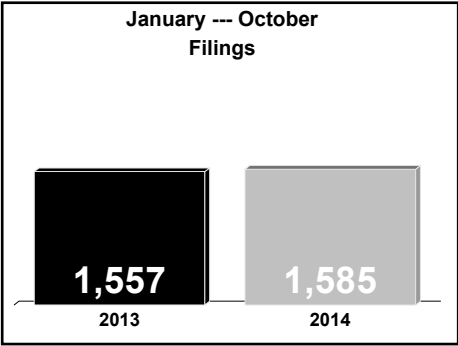
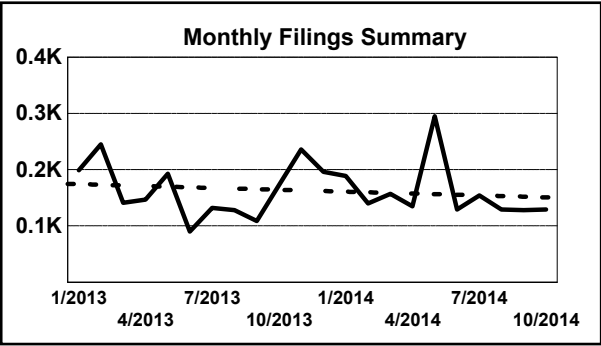


	Jan	Feb	Mar	Apr	May	Jun	Jul	Aug	Sep	Oct	Nov	Dec	Thru Oct	% Change	Trending	Total
2013	375	414	331	409	272	273	364	280	227	354	196	234	3,299			3,729
2014	437	260	419	385	191	332	432	205	301	354	-	-	3,316	0.5%	▲	3,316

		Jan	Feb	Mar	Apr	May	Jun	Jul	Aug	Sep	Oct	Nov	Dec	Thru Oct	% Change	Trending	Total
Administrative Law	2013	1	1	2	-	1	-	-	-	-	1	-	-	6			6
	2014	-	1	1	2	1	-	-	-	1	-	-	-	6	0.0%	↔	6
Contested Divorce	2013	4	14	4	4	6	8	8	6	3	5	3	1	62			66
	2014	5	9	4	13	3	11	7	7	9	7	-	-	75	21.0%	▲	75
Domestic and Family - Level 1	2013	3	-	5	9	5	-	-	2	2	6	2	-	32			34
	2014	2	1	14	5	2	11	11	4	2	8	-	-	60	87.5%	▲	60
Domestic and Family - Level 2	2013	2	2	4	2	5	1	1	2	3	3	5	-	25			30
	2014	2	1	-	2	2	1	1	3	3	3	-	-	18	-28.0%	▼	18
General Civil - Level 1	2013	1	2	1	2	1	2	-	-	1	1	-	2	11			13
	2014	-	-	1	-	1	2	1	-	-	1	-	-	6	-45.5%	▼	6
General Civil - Level 2	2013	13	8	4	9	7	4	18	8	6	11	4	5	88			97
	2014	3	3	6	2	9	8	6	6	8	6	-	-	57	-35.2%	▼	57
General Civil - Level 3	2013	2	4	7	8	5	2	4	1	4	2	3	3	39			45
	2014	1	5	4	8	6	4	5	8	5	4	-	-	50	28.2%	▲	50
Miscellaneous	2013	219	259	193	198	124	108	118	118	94	132	99	137	1,563			1,799
	2014	194	177	188	176	110	124	114	89	105	131	-	-	1,408	-9.9%	▼	1,408
Misdemeanor	2013	12	11	10	34	12	21	15	14	14	28	11	3	171			185
	2014	34	4	20	8	8	32	20	9	10	21	-	-	166	-2.9%	▼	166
Non-Capital Felonies and Related Matters	2013	99	86	76	110	89	82	175	109	67	135	50	70	1,028			1,148
	2014	152	42	151	136	32	123	243	60	136	139	-	-	1,214	18.1%	▲	1,214
Other	2013	-	-	-	-	-	-	-	-	-	1	1	-	1			2
	2014	-	-	-	-	-	1	2	1	-	-	-	-	4	300.0%	▲	4
Other Criminally Related Matters	2013	6	15	5	13	1	30	9	3	15	16	3	2	113			118
	2014	27	-	11	14	-	-	10	5	4	15	-	-	86	-23.9%	▼	86
Probates/Wills and Trusts - Level 1	2013	-	-	1	-	-	-	-	-	-	-	-	-	1			1
	2014	-	-	-	-	-	-	-	-	-	1	-	-	1	0.0%	↔	1
Probates/Wills and Trusts - Level 2	2013	-	1	-	-	1	1	-	2	2	2	-	1	9			10
	2014	-	-	-	5	-	1	2	2	1	1	-	-	12	33.3%	▲	12
Protective Orders	2013	-	-	-	-	1	-	-	-	-	-	-	1	1			2
	2014	-	-	1	-	1	-	-	-	-	-	-	-	2	100.0%	▲	2
Uncontested Divorce	2013	13	11	19	20	14	14	16	15	16	11	15	9	149			173
	2014	17	17	18	14	16	14	10	11	17	17	-	-	151	1.3%	▲	151

Type of Court: Circuit
Locale/Circuit: Bristol 28
Start/End Date: Jan-13 / Oct-14
Type of Case: Filings
AVG. Month: 162
2013 AVG Month: 166
2014 AVG Month: 159
Jan-Oct 2013: 1,557
Jan-Oct 2014: 1,585
Filings Trending: Steady ↔

D
a
s
h
b
o
a
r
d



	Jan	Feb	Mar	Apr	May	Jun	Jul	Aug	Sep	Oct	Nov	Dec	Thru Oct	% Change	Trending	Total
2013	199	245	141	147	193	90	132	128	109	173	236	196	1,557			1,989
2014	189	140	157	135	295	129	154	129	128	129	-	-	1,585	1.8%	▲	1,585

		Jan	Feb	Mar	Apr	May	Jun	Jul	Aug	Sep	Oct	Nov	Dec	Thru Oct	% Change	Trending	Total
Capital Murder	2014	-	-	-	-	-	-	-	-	-	2	-	-	2			2
Contested Divorce	2013	3	1	5	1	-	1	3	3	2	2	3	2	21			26
	2014	-	1	3	4	1	1	-	1	4	2	-	-	17	-19.0%	▼	17
Domestic and Family - Level 1	2013	11	2	2	12	-	-	2	1	4	1	2	6	35			43
	2014	1	-	2	1	-	2	3	-	-	-	-	-	9	-74.3%	▼	9
Domestic and Family - Level 2	2013	-	-	-	2	-	7	1	1	-	2	-	5	13			18
	2014	-	1	1	1	1	1	-	-	1	-	-	-	6	-53.8%	▼	6
General Civil - Level 1	2013	1	1	-	-	-	1	-	-	-	-	-	-	3			3
	2014	-	-	-	-	-	1	1	1	-	-	-	-	3	0.0%	↔	3
General Civil - Level 2	2013	4	1	1	3	2	2	2	3	1	1	4	6	20			30
	2014	3	3	3	3	4	-	4	5	1	6	-	-	32	60.0%	▲	32
General Civil - Level 3	2013	4	-	3	1	1	-	1	-	2	6	4	4	18			26
	2014	2	2	7	2	4	-	2	1	5	3	-	-	28	55.6%	▲	28
Miscellaneous	2013	72	73	58	55	29	42	40	26	24	37	39	33	456			528
	2014	55	56	36	44	37	23	30	34	25	29	-	-	369	-19.1%	▼	369
Misdemeanor	2013	10	17	11	10	16	8	9	17	6	19	12	9	123			144
	2014	15	7	6	15	34	13	11	17	12	19	-	-	149	21.1%	▲	149
Non-Capital Felonies and Related Matters	2013	87	146	57	48	134	25	57	69	59	97	153	87	779			1,019
	2014	86	53	75	45	184	72	91	56	71	52	-	-	785	0.8%	▲	785
Other	2013	1	1	-	1	-	-	-	-	-	2	13	38	5			56
	2014	15	12	7	11	20	7	8	9	4	8	-	-	101	1,920.0%	▲	101
Other Criminally Related Matters	2013	-	1	1	5	4	2	12	2	4	-	2	2	31			35
	2014	7	3	12	5	4	2	2	1	1	5	-	-	42	35.5%	▲	42
Probates/Wills and Trusts	2013	-	-	-	-	-	-	1	-	-	-	-	-	1			1
Probates/Wills and Trusts - Level 2	2013	-	1	-	-	-	-	-	-	-	-	1	-	1			2
	2014	-	-	-	1	-	-	-	-	-	-	-	-	1	0.0%	↔	1
Protective Orders	2013	-	-	-	-	1	-	-	-	-	-	-	-	1			1
Uncontested Divorce	2013	6	1	3	9	6	2	4	6	7	6	3	4	50			57
	2014	5	2	5	3	6	7	2	4	4	3	-	-	41	-18.0%	▼	41

Type of Court: Circuit

Locale/Circuit: Buchanan 29

Start/End Date: Jan-13 / Oct-14

Type of Case: Filings

AVG. Month: 216

2013 AVG Month: 190

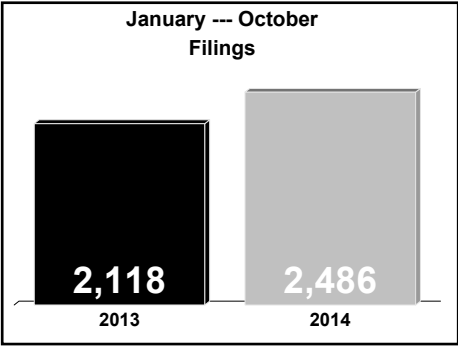
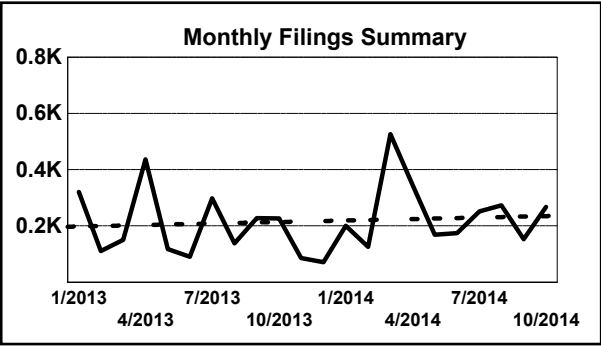
2014 AVG Month: 249

Jan-Oct 2013: 2,118

Jan-Oct 2014: 2,486

Filings Trending: Upward ▲

D
a
s
h
b
o
a
r
d



	Jan	Feb	Mar	Apr	May	Jun	Jul	Aug	Sep	Oct	Nov	Dec	Thru Oct	% Change	Trending	Total
2013	321	111	150	437	118	90	298	138	228	227	86	71	2,118			2,275
2014	201	125	526	347	169	174	251	273	153	267	-	-	2,486	17.4%	▲	2,486

		Jan	Feb	Mar	Apr	May	Jun	Jul	Aug	Sep	Oct	Nov	Dec	Thru Oct	% Change	Trending	Total
Administrative Law	2013	-	2	-	1	-	-	1	-	-	-	-	-	4			4
	2014	-	-	-	-	-	1	1	-	-	-	-	-	2	-50.0%	▼	2
Contested Divorce	2013	1	2	1	2	3	2	4	2	3	1	2	1	21			24
	2014	5	-	1	4	2	2	2	2	1	8	-	-	27	28.6%	▲	27
Domestic and Family - Level 1	2013	-	-	3	3	1	1	-	-	-	8	-	-	16			16
	2014	2	2	-	4	1	1	7	2	3	1	-	-	23	43.8%	▲	23
Domestic and Family - Level 2	2013	-	-	1	2	4	1	2	2	3	2	3	1	17			21
	2014	1	2	2	3	2	3	7	3	2	3	-	-	28	64.7%	▲	28
General Civil - Level 1	2013	-	-	-	-	1	-	-	-	1	1	-	-	3			3
	2014	-	-	1	1	-	2	1	-	-	-	-	-	5	66.7%	▲	5
General Civil - Level 2	2013	1	4	4	13	17	9	4	6	7	4	2	2	69			73
	2014	5	2	5	6	7	9	12	6	4	5	-	-	61	-11.6%	▼	61
General Civil - Level 3	2013	2	2	2	4	6	3	3	1	1	2	1	3	26			30
	2014	1	2	2	1	1	2	4	1	3	3	-	-	20	-23.1%	▼	20
Miscellaneous	2013	80	56	77	59	47	36	51	61	51	69	42	43	587			672
	2014	70	70	113	114	113	59	58	68	77	81	-	-	823	40.2%	▲	823
Misdemeanor	2013	27	5	17	15	13	12	27	17	30	18	8	9	181			198
	2014	16	10	59	33	12	18	16	33	8	24	-	-	229	26.5%	▲	229
Non-Capital Felonies and Related Matters	2013	201	29	36	334	20	15	191	38	120	109	22	6	1,093			1,121
	2014	93	28	326	171	24	60	134	153	48	132	-	-	1,169	7.0%	▲	1,169
Other	2013	1	-	-	-	-	-	3	2	-	-	1	-	6			7
	2014	-	1	-	-	-	1	-	1	-	2	-	-	5	-16.7%	▼	5
Other Criminally Related Matters	2013	1	2	1	2	-	1	5	4	3	2	2	-	21			23
	2014	-	1	7	-	-	7	2	-	1	-	-	-	18	-14.3%	▼	18
Probates/Wills and Trusts	2014	-	-	-	-	1	-	-	-	-	-	-	-	1			1
Probates/Wills and Trusts - Level 2	2013	2	2	1	-	1	1	-	1	-	2	-	1	10			11
	2014	1	1	-	-	1	2	2	1	2	1	-	-	11	10.0%	▲	11
Protective Orders	2013	-	-	-	-	2	-	2	-	1	-	-	-	5			5
	2014	-	-	-	-	1	-	-	-	-	1	-	-	2	-60.0%	▼	2
Uncontested Divorce	2013	5	7	7	2	3	9	5	4	8	9	3	5	59			67
	2014	7	6	10	10	4	7	5	3	4	6	-	-	62	5.1%	▲	62

Type of Court: Circuit

Locale/Circuit: Dickenson 29

Start/End Date: Jan-13 / Oct-14

Type of Case: Filings

AVG. Month: 121

2013 AVG Month: 122

2014 AVG Month: 120

Jan-Oct 2013: 1,247

Jan-Oct 2014: 1,204

Filings Trending: Downward ▼

D

a

s

h

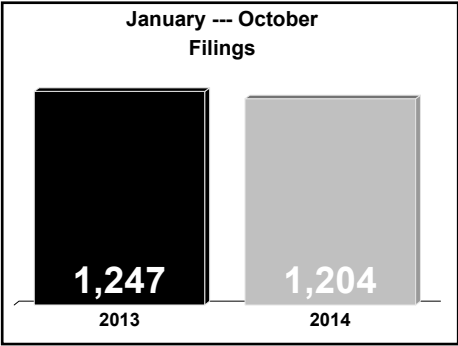
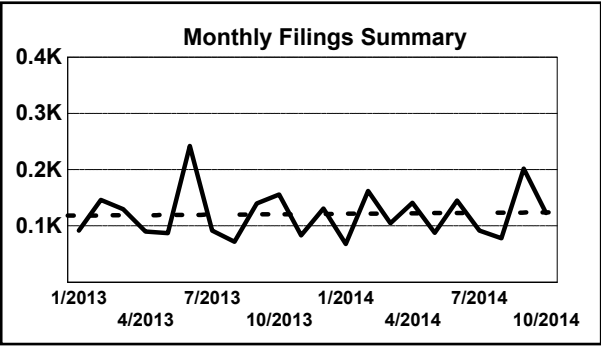
b

o

a

r

d

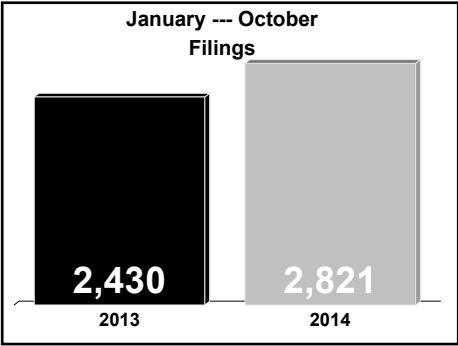
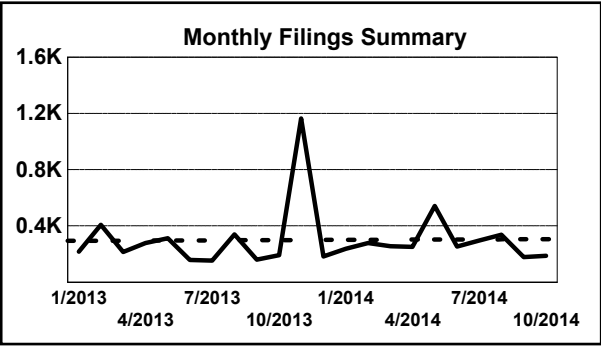


	Jan	Feb	Mar	Apr	May	Jun	Jul	Aug	Sep	Oct	Nov	Dec	Thru Oct	% Change	Trending	Total
2013	92	146	130	90	87	242	92	72	140	156	83	131	1,247			1,461
2014	68	162	105	141	88	145	92	78	202	123	-	-	1,204	-3.4%	▼	1,204

		Jan	Feb	Mar	Apr	May	Jun	Jul	Aug	Sep	Oct	Nov	Dec	Thru Oct	% Change	Trending	Total
Administrative Law	2013	-	1	1	-	-	1	-	-	-	-	-	-	3			3
Contested Divorce	2013	-	3	2	1	2	1	1	4	3	1	-	2	18			20
	2014	4	-	3	2	-	-	1	2	1	4	-	-	17	-5.6%	▼	17
Domestic and Family - Level 1	2013	1	-	-	2	1	-	5	6	15	3	10	-	33			43
	2014	6	-	4	-	1	16	6	-	7	1	-	-	41	24.2%	▲	41
Domestic and Family - Level 2	2013	1	-	1	2	2	-	-	-	-	1	3	1	7			11
	2014	-	6	3	1	10	1	-	2	4	9	-	-	36	414.3%	▲	36
General Civil - Level 1	2013	-	2	-	-	-	1	-	-	-	-	-	-	3			3
General Civil - Level 2	2013	2	-	2	2	2	3	1	7	-	1	5	2	20			27
	2014	1	1	2	5	3	2	3	1	2	-	-	-	20	0.0%	↔	20
General Civil - Level 3	2013	3	-	-	-	-	2	1	1	1	2	2	1	10			13
	2014	3	4	-	-	1	4	1	1	1	-	-	-	15	50.0%	▲	15
Miscellaneous	2013	52	53	40	48	32	18	30	26	45	40	32	32	384			448
	2014	32	39	43	34	51	33	28	32	30	36	-	-	358	-6.8%	▼	358
Misdemeanor	2013	1	2	9	3	6	3	5	2	15	4	3	7	50			60
	2014	2	15	2	9	4	3	5	3	7	7	-	-	57	14.0%	▲	57
Non-Capital Felonies and Related Matters	2013	11	65	47	18	27	185	42	13	40	74	13	66	522			601
	2014	9	81	26	72	3	68	33	15	134	36	-	-	477	-8.6%	▼	477
Other	2013	16	17	18	10	12	25	3	10	14	24	14	18	149			181
	2014	7	11	18	11	8	13	10	16	13	22	-	-	129	-13.4%	▼	129
Other Criminally Related Matters	2013	-	-	1	1	-	-	1	-	1	-	-	-	4			4
	2014	-	-	-	-	1	-	1	1	-	-	-	-	3	-25.0%	▼	3
Probates/Wills and Trusts - Level 2	2013	1	-	-	-	-	-	1	1	2	-	-	-	5			5
	2014	-	1	2	-	5	2	-	1	-	-	-	-	11	120.0%	▲	11
Uncontested Divorce	2013	4	3	9	3	3	3	2	2	4	6	1	2	39			42
	2014	4	4	2	7	1	3	4	4	3	8	-	-	40	2.6%	▲	40

Type of Court: Circuit
Locale/Circuit: Russell 29
Start/End Date: Jan-13 / Oct-14
Type of Case: Filings
AVG. Month: 300
2013 AVG Month: 315
2014 AVG Month: 282
Jan-Oct 2013: 2,430
Jan-Oct 2014: 2,821
Filings Trending: Upward ▲

D
a
s
h
b
o
a
r
d



	Jan	Feb	Mar	Apr	May	Jun	Jul	Aug	Sep	Oct	Nov	Dec	Thru Oct	% Change	Trending	Total
2013	216	407	215	278	312	157	154	339	161	191	1,163	184	2,430			3,777
2014	238	279	255	252	542	254	297	338	179	187	-	-	2,821	16.1%	▲	2,821

		Jan	Feb	Mar	Apr	May	Jun	Jul	Aug	Sep	Oct	Nov	Dec	Thru Oct	% Change	Trending	Total
Administrative Law	2013	-	-	-	-	-	-	1	2	-	-	-	1	3			4
	2014	-	-	1	1	-	-	-	1	-	-	-	-	3	0.0%	↔	3
Contested Divorce	2013	7	7	5	3	8	5	4	7	4	9	5	2	59			66
	2014	6	4	3	2	6	10	8	4	5	2	-	-	50	-15.3%	▼	50
Domestic and Family - Level 1	2013	3	-	7	5	-	4	3	4	6	4	2	2	36			40
	2014	15	3	6	5	-	9	8	6	-	4	-	-	56	55.6%	▲	56
Domestic and Family - Level 2	2013	2	-	1	3	2	4	3	4	1	3	4	2	23			29
	2014	2	5	3	2	2	2	2	3	-	6	-	-	27	17.4%	▲	27
General Civil - Level 1	2013	-	1	-	-	1	1	-	-	1	-	-	-	4			4
	2014	-	-	-	-	-	-	-	1	-	-	-	-	1	-75.0%	▼	1
General Civil - Level 2	2013	3	3	7	8	6	5	7	4	3	10	3	6	56			65
	2014	8	2	4	11	5	6	5	11	1	4	-	-	57	1.8%	▲	57
General Civil - Level 3	2013	3	1	1	2	1	5	5	2	2	3	1	-	25			26
	2014	3	1	2	1	3	2	5	4	5	3	-	-	29	16.0%	▲	29
Miscellaneous	2013	85	118	85	89	54	46	42	50	33	60	59	51	662			772
	2014	88	87	116	124	105	129	93	84	75	69	-	-	970	46.5%	▲	970
Misdemeanor	2013	5	61	18	9	26	2	7	31	15	13	23	25	187			235
	2014	25	36	23	8	29	10	5	40	14	10	-	-	200	7.0%	▲	200
Non-Capital Felonies and Related Matters	2013	69	167	52	126	182	58	50	203	51	58	1,043	67	1,016			2,126
	2014	68	99	61	65	363	46	116	123	40	44	-	-	1,025	0.9%	▲	1,025
Other	2013	27	31	19	22	20	21	17	23	28	16	17	16	224			257
	2014	15	34	20	20	16	20	44	44	27	32	-	-	272	21.4%	▲	272
Other Criminally Related Matters	2013	-	2	4	6	3	-	6	6	2	1	3	2	30			35
	2014	-	-	1	2	1	7	-	3	3	1	-	-	18	-40.0%	▼	18
Probates/Wills and Trusts - Level 2	2013	1	2	1	1	2	1	2	-	-	-	-	-	10			10
	2014	1	-	-	-	-	3	-	1	-	1	-	-	6	-40.0%	▼	6
Protective Orders	2014	-	-	-	1	-	-	-	-	-	-	-	-	1			1
Uncontested Divorce	2013	11	14	15	4	7	5	7	3	15	14	3	10	95			108
	2014	7	8	15	10	12	10	11	13	9	11	-	-	106	11.6%	▲	106

Type of Court: Circuit

Locale/Circuit: Tazewell 29

Start/End Date: Jan-13 / Oct-14

Type of Case: Filings

AVG. Month: 542

2013 AVG Month: 587

2014 AVG Month: 487

Jan-Oct 2013: 5,918

Jan-Oct 2014: 4,874

Filings Trending: Downward ▼

D

a

s

h

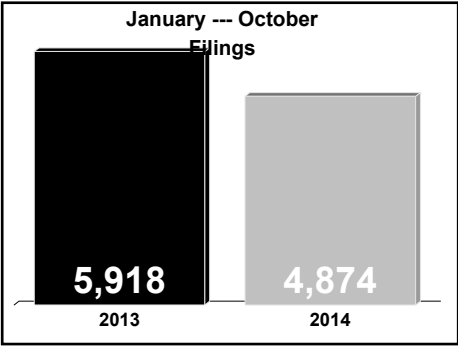
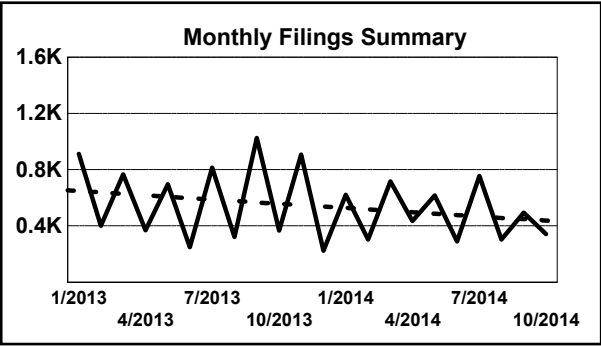
b

o

a

r

d

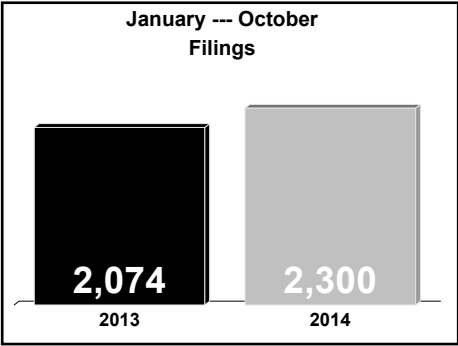
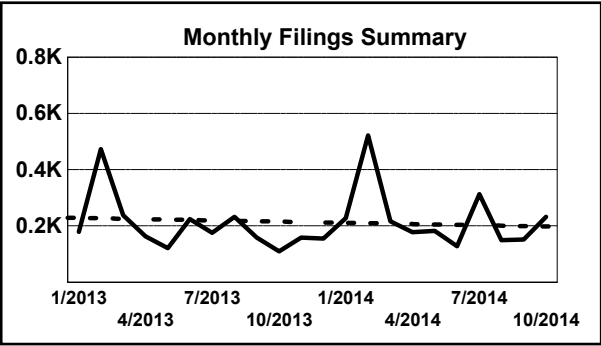


	Jan	Feb	Mar	Apr	May	Jun	Jul	Aug	Sep	Oct	Nov	Dec	Thru Oct	% Change	Trending	Total
2013	912	400	766	370	695	248	814	321	1,025	367	906	225	5,918			7,049
2014	621	303	716	435	617	290	754	304	493	341	-	-	4,874	-17.6%	▼	4,874

		Jan	Feb	Mar	Apr	May	Jun	Jul	Aug	Sep	Oct	Nov	Dec	Thru Oct	% Change	Trending	Total
Administrative Law	2013	2	-	2	1	-	1	-	1	-	1	-	2	8			10
	2014	-	-	-	-	-	-	-	1	-	-	-	-	1	-87.5%	▼	1
Capital Murder	2013	-	-	-	-	-	-	-	-	-	3	2	-	3			5
Contested Divorce	2013	7	3	5	14	11	7	5	6	3	5	9	1	66			76
	2014	5	8	5	6	3	4	10	6	3	6	-	-	56	-15.2%	▼	56
Domestic and Family - Level 1	2013	-	-	10	4	3	-	1	3	3	6	5	2	30			37
	2014	2	1	5	-	6	1	4	4	2	7	-	-	32	6.7%	▲	32
Domestic and Family - Level 2	2013	2	2	2	5	-	2	3	5	1	3	1	2	25			28
	2014	1	1	2	3	3	6	7	2	4	-	-	-	29	16.0%	▲	29
General Civil - Level 1	2013	-	-	-	1	2	-	1	2	-	1	1	-	7			8
	2014	1	-	1	1	2	1	-	1	2	-	-	-	9	28.6%	▲	9
General Civil - Level 2	2013	9	4	10	4	11	7	7	8	4	4	5	3	68			76
	2014	3	10	10	8	5	5	10	10	1	4	-	-	66	-2.9%	▼	66
General Civil - Level 3	2013	4	1	6	5	4	-	5	6	3	4	2	3	38			43
	2014	2	1	3	6	5	1	-	2	2	4	-	-	26	-31.6%	▼	26
Miscellaneous	2013	157	189	185	135	91	87	80	86	75	86	80	91	1,171			1,342
	2014	103	149	201	222	151	108	110	114	102	131	-	-	1,391	18.8%	▲	1,391
Misdemeanor	2013	87	28	115	53	88	27	142	29	187	37	289	20	793			1,102
	2014	86	29	120	35	124	20	96	19	93	32	-	-	654	-17.5%	▼	654
Non-Capital Felonies and Related Matters	2013	599	142	399	112	449	92	534	142	723	192	475	71	3,384			3,930
	2014	386	68	333	126	291	113	485	119	239	123	-	-	2,283	-32.5%	▼	2,283
Other	2013	16	9	7	9	9	7	9	7	8	10	5	12	91			108
	2014	6	11	11	13	6	9	5	9	13	12	-	-	95	4.4%	▲	95
Other Criminally Related Matters	2013	9	1	3	4	6	1	9	3	3	1	12	4	40			56
	2014	7	2	4	3	8	3	9	2	11	4	-	-	53	32.5%	▲	53
Probates/Wills and Trusts - Level 1	2013	-	-	-	-	-	1	-	-	-	-	-	-	1			1
	2014	-	-	-	-	-	-	-	-	1	-	-	-	1	0.0%	↔	1
Probates/Wills and Trusts - Level 2	2013	7	5	2	2	-	2	4	3	1	6	3	2	32			37
	2014	4	3	1	1	-	2	-	3	2	2	-	-	18	-43.8%	▼	18
Uncontested Divorce	2013	13	16	20	21	21	14	14	20	14	8	17	12	161			190
	2014	15	20	20	11	13	17	18	12	18	16	-	-	160	-0.6%	▼	160

Type of Court: Circuit
Locale/Circuit: Lee 30
Start/End Date: Jan-13 / Oct-14
Type of Case: Filings
AVG. Month: 213
2013 AVG Month: 199
2014 AVG Month: 230
Jan-Oct 2013: 2,074
Jan-Oct 2014: 2,300
Filings Trending: Upward ▲

D
a
s
h
b
o
a
r
d

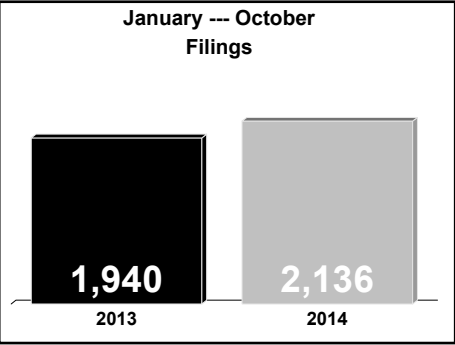
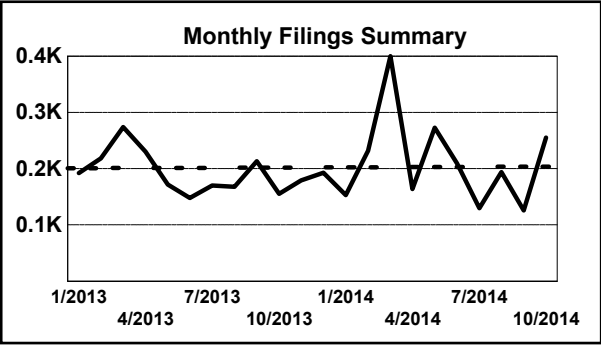


	Jan	Feb	Mar	Apr	May	Jun	Jul	Aug	Sep	Oct	Nov	Dec	Thru Oct	% Change	Trending	Total
2013	179	473	238	163	121	224	175	232	159	110	159	155	2,074			2,388
2014	228	522	216	178	182	128	313	149	152	232	-	-	2,300	10.9%	▲	2,300

		Jan	Feb	Mar	Apr	May	Jun	Jul	Aug	Sep	Oct	Nov	Dec	Thru Oct	% Change	Trending	Total
Administrative Law	2013	-	1	-	-	-	-	-	-	-	-	-	-	1			1
	2014	-	-	-	1	-	-	-	-	-	-	-	-	1	0.0%	↔	1
Contested Divorce	2013	1	4	2	4	3	2	2	1	-	4	1	2	23			26
	2014	3	5	6	2	4	3	1	1	3	2	-	-	30	30.4%	▲	30
Domestic and Family - Level 1	2013	1	1	-	-	-	-	5	-	-	-	3	-	7			10
	2014	5	4	-	-	-	-	-	1	-	-	-	-	10	42.9%	▲	10
Domestic and Family - Level 2	2013	-	-	-	2	2	-	2	2	2	-	3	3	10			16
	2014	-	4	2	2	3	-	5	4	2	2	-	-	24	140.0%	▲	24
General Civil - Level 1	2013	1	-	-	2	-	-	-	-	-	-	-	1	3			4
	2014	-	-	-	-	-	-	-	2	1	-	-	-	3	0.0%	↔	3
General Civil - Level 2	2013	3	6	5	5	10	1	1	3	5	1	3	3	40			46
	2014	1	3	5	1	3	2	6	7	2	3	-	-	33	-17.5%	▼	33
General Civil - Level 3	2013	-	-	3	2	2	3	1	1	2	6	6	3	20			29
	2014	5	1	6	4	4	5	1	2	12	3	-	-	43	115.0%	▲	43
Miscellaneous	2013	56	83	74	55	27	43	38	31	42	45	47	36	494			577
	2014	58	62	52	52	45	42	37	37	41	55	-	-	481	-2.6%	▼	481
Misdemeanor	2013	33	198	52	22	30	36	26	32	22	23	10	16	474			500
	2014	30	320	12	30	22	18	23	12	31	30	-	-	528	11.4%	▲	528
Non-Capital Felonies and Related Matters	2013	64	161	79	54	37	129	81	156	65	19	65	77	845			987
	2014	104	105	118	80	82	46	219	71	35	117	-	-	977	15.6%	▲	977
Other	2013	1	1	-	3	-	1	2	-	2	1	-	3	11			14
	2014	2	3	3	-	-	-	4	1	3	1	-	-	17	54.5%	▲	17
Other Criminally Related Matters	2013	4	1	8	5	4	1	4	2	6	3	8	8	38			54
	2014	10	8	2	-	16	2	6	7	12	7	-	-	70	84.2%	▲	70
Probates/Wills and Trusts - Level 1	2013	-	-	-	1	-	-	-	-	-	-	-	-	1			1
	2014	-	-	-	-	-	2	-	-	1	-	-	-	3	200.0%	▲	3
Probates/Wills and Trusts - Level 2	2013	8	-	4	1	1	1	2	1	3	-	5	-	21			26
	2014	4	2	3	-	-	-	1	1	5	2	-	-	18	-14.3%	▼	18
Uncontested Divorce	2013	7	17	11	7	5	7	11	3	10	8	8	3	86			97
	2014	6	5	7	6	3	8	10	3	4	10	-	-	62	-27.9%	▼	62

Type of Court: Circuit
Locale/Circuit: Scott 30
Start/End Date: Jan-13 / Oct-14
Type of Case: Filings
AVG. Month: 202
2013 AVG Month: 193
2014 AVG Month: 214
Jan-Oct 2013: 1,940
Jan-Oct 2014: 2,136
Filings Trending: Upward ▲

D
a
s
h
b
o
a
r
d



	Jan	Feb	Mar	Apr	May	Jun	Jul	Aug	Sep	Oct	Nov	Dec	Thru Oct	% Change	Trending	Total
2013	192	218	274	230	172	148	170	168	213	155	179	193	1,940			2,312
2014	153	232	400	164	273	209	130	194	126	255	-	-	2,136	10.1%	▲	2,136

		Jan	Feb	Mar	Apr	May	Jun	Jul	Aug	Sep	Oct	Nov	Dec	Thru Oct	% Change	Trending	Total
Administrative Law	2013	-	-	-	-	-	-	-	-	1	-	-	1	1			2
	2014	-	-	-	-	-	-	-	1	-	-	-	-	1	0.0%	↔	1
Contested Divorce	2013	2	5	4	2	4	5	2	1	6	2	5	4	33			42
	2014	2	4	5	6	2	1	2	1	2	2	-	-	27	-18.2%	▼	27
Domestic and Family - Level 1	2013	1	-	-	-	3	3	2	1	2	1	2	2	13			17
	2014	2	-	-	5	-	1	-	4	-	3	-	-	15	15.4%	▲	15
Domestic and Family - Level 2	2013	5	1	2	1	2	2	-	2	-	1	1	-	16			17
	2014	1	1	-	-	-	-	1	1	-	3	-	-	7	-56.3%	▼	7
General Civil - Level 1	2013	-	-	-	-	1	-	1	-	-	2	1	1	4			6
	2014	-	-	-	-	-	-	-	1	1	-	-	-	2	-50.0%	▼	2
General Civil - Level 2	2013	3	2	7	1	5	3	-	2	3	5	6	4	31			41
	2014	8	3	6	1	4	4	6	8	7	8	-	-	55	77.4%	▲	55
General Civil - Level 3	2013	2	-	3	-	-	2	2	2	3	3	1	3	17			21
	2014	-	-	1	3	5	3	3	5	5	-	-	-	25	47.1%	▲	25
Miscellaneous	2013	101	103	102	85	49	39	52	46	54	62	52	64	693			809
	2014	60	76	88	48	43	34	53	58	44	51	-	-	555	-19.9%	▼	555
Misdemeanor	2013	23	10	72	17	37	29	47	28	34	34	30	39	331			400
	2014	31	28	55	25	89	37	32	25	30	65	-	-	417	26.0%	▲	417
Non-Capital Felonies and Related Matters	2013	37	84	60	116	50	54	48	64	88	19	74	57	620			751
	2014	43	107	211	58	97	108	18	77	25	102	-	-	846	36.5%	▲	846
Other	2013	1	-	-	-	-	-	-	-	-	1	-	1	2			3
	2014	-	-	-	-	-	-	2	1	-	3	-	-	6	200.0%	▲	6
Other Criminally Related Matters	2013	6	-	15	1	7	4	5	12	7	8	3	11	65			79
	2014	2	1	18	1	23	8	8	1	5	10	-	-	77	18.5%	▲	77
Probates/Wills and Trusts - Level 1	2013	-	-	1	-	-	-	-	1	-	-	1	-	2			3
	2014	-	1	-	-	-	-	-	1	-	-	-	-	2	0.0%	↔	2
Probates/Wills and Trusts - Level 2	2013	3	-	-	-	3	3	1	2	2	8	-	1	22			23
	2014	-	-	6	5	3	-	1	4	1	-	-	-	20	-9.1%	▼	20
Uncontested Divorce	2013	8	13	8	7	11	4	10	7	13	9	3	5	90			98
	2014	4	11	10	12	7	13	4	6	6	8	-	-	81	-10.0%	▼	81

Type of Court: Circuit

Locale/Circuit: Wise 30

Start/End Date: Jan-13 / Oct-14

Type of Case: Filings

AVG. Month: 434

2013 AVG Month: 485

2014 AVG Month: 373

Jan-Oct 2013: 5,130

Jan-Oct 2014: 3,733

Filings Trending: Downward ▼

D

a

s

h

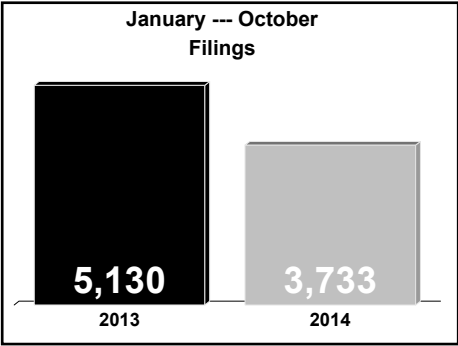
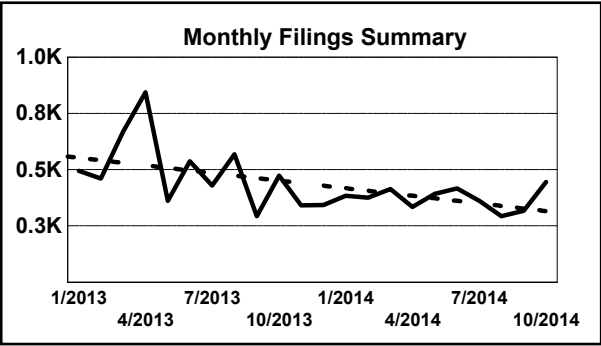
b

o

a

r

d



	Jan	Feb	Mar	Apr	May	Jun	Jul	Aug	Sep	Oct	Nov	Dec	Thru Oct	% Change	Trending	Total
2013	495	460	669	843	361	537	429	569	293	474	341	343	5,130			5,814
2014	384	375	414	335	392	417	361	293	317	445	-	-	3,733	-27.2%	▼	3,733

		Jan	Feb	Mar	Apr	May	Jun	Jul	Aug	Sep	Oct	Nov	Dec	Thru Oct	% Change	Trending	Total
Administrative Law	2013	2	-	1	1	-	2	-	-	-	-	1	-	6			7
	2014	1	-	-	1	-	1	2	1	-	-	-	-	6	0.0%	↔	6
Contested Divorce	2013	8	12	10	8	12	8	9	9	12	10	5	8	98			111
	2014	13	7	9	8	6	4	6	4	7	9	-	-	73	-25.5%	▼	73
Domestic and Family - Level 1	2013	3	8	6	4	8	1	7	2	20	9	5	5	68			78
	2014	2	10	1	-	5	5	1	10	8	4	-	-	46	-32.4%	▼	46
Domestic and Family - Level 2	2013	7	7	3	3	4	7	7	2	4	5	2	7	49			58
	2014	2	2	-	3	1	5	8	1	3	4	-	-	29	-40.8%	▼	29
General Civil	2013	1	-	-	-	-	-	-	-	-	-	-	-	1			1
General Civil - Level 1	2013	-	-	-	-	2	1	-	3	1	2	2	-	9			11
	2014	-	-	2	1	2	1	3	1	-	-	-	-	10	11.1%	▲	10
General Civil - Level 2	2013	12	9	10	13	10	9	8	12	7	9	8	15	99			122
	2014	9	10	5	10	9	5	7	11	20	5	-	-	91	-8.1%	▼	91
General Civil - Level 3	2013	-	5	5	7	1	5	1	4	2	6	5	2	36			43
	2014	10	4	6	8	8	6	6	7	7	4	-	-	66	83.3%	▲	66
Miscellaneous	2013	199	172	119	136	100	77	63	84	61	100	57	54	1,111			1,222
	2014	68	135	129	80	109	88	118	65	68	72	-	-	932	-16.1%	▼	932
Misdemeanor	2013	82	57	92	110	73	107	84	86	51	73	66	70	815			951
	2014	66	52	74	81	81	77	40	70	62	55	-	-	658	-19.3%	▼	658
Non-Capital Felonies and Related Matters	2013	155	167	377	532	117	290	222	321	88	221	174	157	2,490			2,821
	2014	183	127	153	119	144	201	131	93	112	264	-	-	1,527	-38.7%	▼	1,527
Other	2013	3	-	4	1	4	7	3	3	1	3	-	-	29			29
	2014	1	6	1	-	5	3	3	4	2	4	-	-	29	0.0%	↔	29
Other Criminally Related Matters	2013	3	3	14	3	10	3	8	11	19	15	3	9	89			101
	2014	3	5	5	8	5	6	12	5	12	5	-	-	66	-25.8%	▼	66
Probates/Wills and Trusts - Level 1	2013	-	-	-	-	-	-	-	-	1	-	-	-	1			1
	2014	-	-	1	-	-	-	1	-	-	-	-	-	2	100.0%	▲	2
Probates/Wills and Trusts - Level 2	2013	2	3	1	-	3	-	4	3	2	1	3	1	19			23
	2014	2	-	3	1	3	4	3	2	4	3	-	-	25	31.6%	▲	25
Uncontested Divorce	2013	18	17	27	25	17	20	13	29	24	20	10	15	210			235
	2014	24	17	25	15	14	11	20	19	12	16	-	-	173	-17.6%	▼	173

Type of Court: Circuit

Locale/Circuit: Prince William 31

Start/End Date: Jan-13 / Oct-14

Type of Case: Filings

AVG. Month: 1,429

2013 AVG Month: 1,467

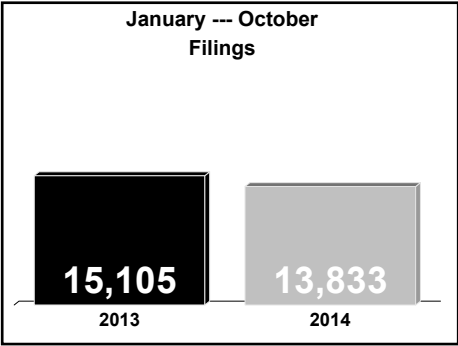
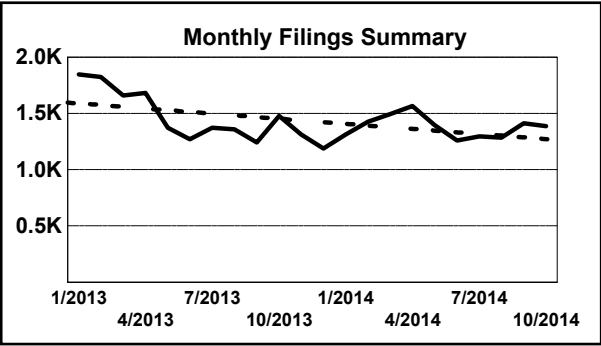
2014 AVG Month: 1,383

Jan-Oct 2013: 15,105

Jan-Oct 2014: 13,833

Filings Trending: Downward ▼

D
a
s
h
b
o
a
r
d



	Jan	Feb	Mar	Apr	May	Jun	Jul	Aug	Sep	Oct	Nov	Dec	Thru Oct	% Change	Trending	Total
2013	1,847	1,824	1,659	1,682	1,372	1,271	1,372	1,359	1,243	1,476	1,313	1,189	15,105			17,607
2014	1,314	1,425	1,494	1,565	1,395	1,260	1,296	1,285	1,413	1,386	-	-	13,833	-8.4%	▼	13,833

		Jan	Feb	Mar	Apr	May	Jun	Jul	Aug	Sep	Oct	Nov	Dec	Thru Oct	% Change	Trending	Total
Administrative Law	2013	1	-	1	2	3	2	1	1	1	1	3	2	13			18
	2014	2	1	-	1	-	-	1	1	-	-	-	-	6	-53.8%	▼	6
Contested Divorce	2013	25	35	44	41	36	23	27	29	32	37	28	32	329			389
	2014	17	23	35	40	27	21	28	38	33	47	-	-	309	-6.1%	▼	309
Domestic and Family - Level 1	2013	22	12	4	30	12	14	8	11	25	12	24	11	150			185
	2014	4	13	14	23	17	17	43	16	19	25	-	-	191	27.3%	▲	191
Domestic and Family - Level 2	2013	13	8	7	13	12	15	13	12	19	28	20	13	140			173
	2014	13	23	11	16	17	6	14	13	13	22	-	-	148	5.7%	▲	148
General Civil - Level 1	2013	2	4	2	3	3	3	-	3	5	2	2	2	27			31
	2014	3	3	4	3	4	3	1	3	1	4	-	-	29	7.4%	▲	29
General Civil - Level 2	2013	72	73	75	85	56	54	83	69	54	75	70	91	696			857
	2014	80	51	77	84	99	67	45	72	82	78	-	-	735	5.6%	▲	735
General Civil - Level 3	2013	39	34	34	35	35	31	29	24	25	34	25	24	320			369
	2014	30	25	31	24	33	21	21	29	18	18	-	-	250	-21.9%	▼	250
Miscellaneous	2013	1,040	911	851	720	587	440	577	520	435	602	481	499	6,683			7,663
	2014	599	630	610	586	472	489	464	515	492	541	-	-	5,398	-19.2%	▼	5,398
Misdemeanor	2013	105	168	103	145	116	142	117	145	93	98	95	111	1,232			1,438
	2014	96	116	88	170	110	122	135	119	108	84	-	-	1,148	-6.8%	▼	1,148
Non-Capital Felonies and Related Matters	2013	269	380	248	355	313	322	277	301	335	303	337	249	3,103			3,689
	2014	229	291	415	353	368	324	295	237	390	281	-	-	3,183	2.6%	▲	3,183
Other	2013	90	59	79	67	52	53	67	61	82	63	77	55	673			805
	2014	67	93	60	81	70	62	93	60	106	125	-	-	817	21.4%	▲	817
Other Criminally Related Matters	2013	66	47	100	90	52	75	56	92	34	98	71	51	710			832
	2014	72	79	53	72	55	54	57	88	57	60	-	-	647	-8.9%	▼	647
Probates/Wills and Trusts - Level 1	2013	-	-	-	2	1	-	-	-	-	-	1	-	3			4
	2014	-	2	1	-	2	1	1	-	2	2	-	-	11	266.7%	▲	11
Probates/Wills and Trusts - Level 2	2013	7	6	9	11	5	10	11	5	5	15	6	6	84			96
	2014	3	9	6	15	6	5	9	8	14	8	-	-	83	-1.2%	▼	83
Protective Orders	2013	6	4	2	2	4	7	7	13	3	4	1	2	52			55
	2014	5	3	2	6	3	2	-	-	-	2	-	-	23	-55.8%	▼	23
Uncontested Divorce	2013	90	83	100	81	85	80	99	73	95	104	72	41	890			1,003
	2014	94	63	87	91	112	66	89	86	78	89	-	-	855	-3.9%	▼	855