

Type of Court: Circuit

Locale/Circuit: Chesapeake 1

Start/End Date: Jan-13 / Nov-14

Type of Case: Filings

AVG. Month: 1,138

2013 AVG Month: 1,161

2014 AVG Month: 1,114

Jan-Nov 2013: 12,899

Jan-Nov 2014: 12,249

Filings Trending: Downward ▼

D

a

s

h

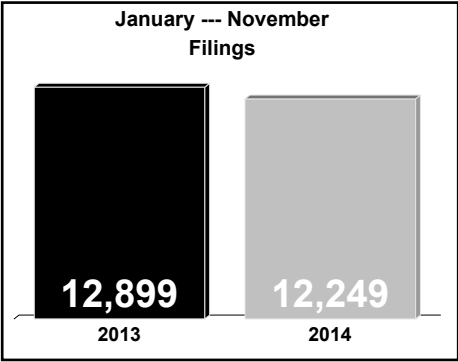
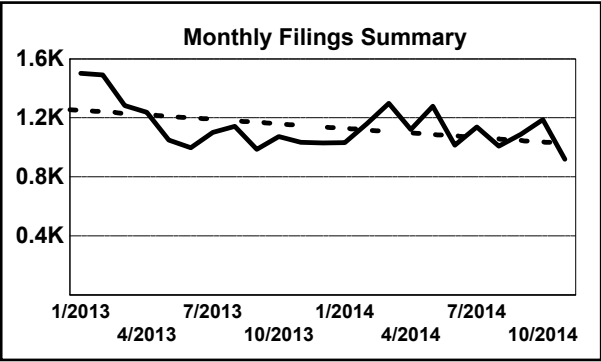
b

o

a

r

d



	Jan	Feb	Mar	Apr	May	Jun	Jul	Aug	Sep	Oct	Nov	Dec	Thru Nov	% Change	Trending	Total
2013	1,502	1,490	1,283	1,238	1,050	998	1,101	1,142	988	1,073	1,034	1,031	12,899			13,930
2014	1,032	1,161	1,299	1,120	1,279	1,014	1,139	1,009	1,088	1,189	919	-	12,249	-5.0%	▼	12,249

		Jan	Feb	Mar	Apr	May	Jun	Jul	Aug	Sep	Oct	Nov	Dec	Thru Nov	% Change	Trending	Total
Administrative Law	2013	-	3	5	6	3	1	1	2	1	3	-	2	25			27
	2014	1	1	3	1	-	-	1	-	4	2	2	-	15	-40.0%	▼	15
Contested Divorce	2013	18	31	29	20	24	23	26	17	21	11	21	12	241			253
	2014	20	27	38	32	32	31	31	29	14	34	23	-	311	29.0%	▲	311
Domestic and Family - Level 1	2013	13	22	33	10	14	18	17	16	13	18	3	11	177			188
	2014	8	13	19	15	22	11	15	14	24	15	16	-	172	-2.8%	▼	172
Domestic and Family - Level 2	2013	8	6	9	12	12	14	14	9	11	6	7	8	108			116
	2014	14	8	10	17	14	2	4	9	9	11	5	-	103	-4.6%	▼	103
General Civil - Level 1	2013	3	3	4	4	2	2	2	2	2	2	4	4	30			34
	2014	3	1	2	2	1	2	1	4	3	6	2	-	27	-10.0%	▼	27
General Civil - Level 2	2013	31	76	36	79	33	34	49	38	36	38	52	38	502			540
	2014	19	52	35	37	66	36	57	39	27	77	28	-	473	-5.8%	▼	473
General Civil - Level 3	2013	12	15	20	35	17	9	31	8	11	13	20	9	191			200
	2014	16	28	25	19	22	6	14	11	14	19	2	-	176	-7.9%	▼	176
Miscellaneous	2013	714	618	517	433	363	241	348	327	328	277	289	343	4,455			4,798
	2014	406	437	465	377	359	221	341	286	301	365	291	-	3,849	-13.6%	▼	3,849
Misdemeanor	2013	120	135	135	151	118	148	146	140	119	128	130	155	1,470			1,625
	2014	127	114	161	157	165	145	133	148	158	124	105	-	1,537	4.6%	▲	1,537
Non-Capital Felonies and Related Matters	2013	408	397	340	307	310	350	296	419	305	401	356	283	3,889			4,172
	2014	275	307	341	257	381	349	340	304	341	327	310	-	3,532	-9.2%	▼	3,532
Other	2013	71	69	56	65	54	64	72	60	68	67	51	53	697			750
	2014	73	71	81	66	84	100	84	74	72	87	45	-	837	20.1%	▲	837
Other Criminally Related Matters	2013	49	46	30	48	40	37	47	44	31	55	45	51	472			523
	2014	18	29	45	59	61	44	53	45	62	55	50	-	521	10.4%	▲	521
Probates/Wills and Trusts - Level 1	2013	1	-	1	1	1	-	-	-	-	-	1	-	5			5
	2014	-	-	1	-	-	-	-	-	-	2	-	-	3	-40.0%	▼	3
Probates/Wills and Trusts - Level 2	2013	5	3	2	11	7	7	6	8	4	5	4	2	62			64
	2014	4	7	3	7	3	10	4	3	4	5	3	-	53	-14.5%	▼	53
Protective Orders	2014	-	-	-	1	-	-	-	-	-	-	-	-	1			1
Uncontested Divorce	2013	49	66	66	56	52	50	46	52	38	49	51	60	575			635
	2014	48	66	70	73	69	57	61	43	55	60	37	-	639	11.1%	▲	639

Type of Court: Circuit

Locale/Circuit: Accomack 32

Start/End Date: Jan-13 / Nov-14

Type of Case: Filings

AVG. Month: 120

2013 AVG Month: 137

2014 AVG Month: 100

Jan-Nov 2013: 1,506

Jan-Nov 2014: 1,104

Filings Trending: Downward ▼

D

a

s

h

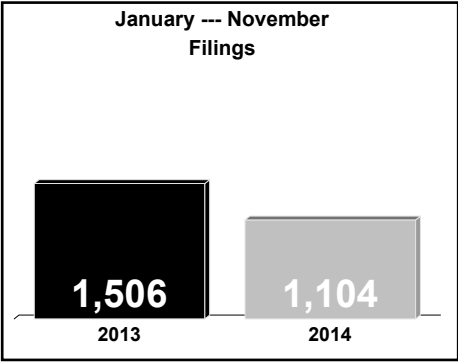
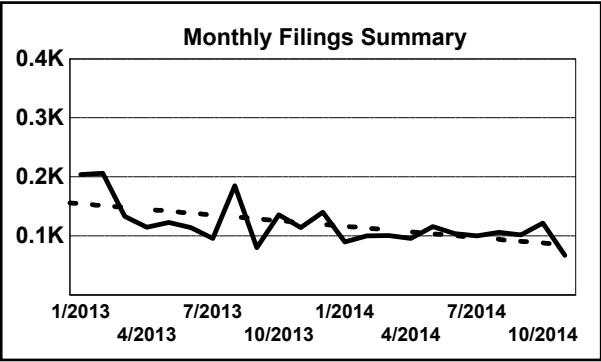
b

o

a

r

d



	Jan	Feb	Mar	Apr	May	Jun	Jul	Aug	Sep	Oct	Nov	Dec	Thru Nov	% Change	Trending	Total
2013	204	206	133	115	123	114	96	185	80	136	114	140	1,506			1,646
2014	90	100	101	96	116	104	100	106	102	122	67	-	1,104	-26.7%	▼	1,104

		Jan	Feb	Mar	Apr	May	Jun	Jul	Aug	Sep	Oct	Nov	Dec	Thru Nov	% Change	Trending	Total
Administrative Law	2014	-	-	-	-	-	-	-	3	-	1	1	-	5			5
Contested Divorce	2013	6	2	3	2	3	3	2	7	5	2	2	2	37			39
	2014	3	2	7	3	2	2	3	2	4	5	1	-	34	-8.1%	▼	34
Domestic and Family - Level 1	2013	2	-	1	1	-	2	-	-	2	1	1	1	10			11
	2014	-	1	1	3	2	-	2	4	1	-	-	-	14	40.0%	▲	14
Domestic and Family - Level 2	2013	-	-	-	1	3	1	1	2	1	1	3	-	13			13
	2014	2	-	-	1	1	-	-	4	-	-	-	-	8	-38.5%	▼	8
General Civil - Level 1	2013	2	1	-	1	1	-	3	-	-	-	1	-	9			9
	2014	1	-	-	1	-	1	2	2	1	-	-	-	8	-11.1%	▼	8
General Civil - Level 2	2013	12	12	4	4	8	8	6	-	5	6	2	3	67			70
	2014	7	5	7	6	8	12	12	7	5	5	2	-	76	13.4%	▲	76
General Civil - Level 3	2013	8	3	1	1	4	1	8	6	3	8	5	4	48			52
	2014	4	2	4	5	11	6	4	3	4	7	-	-	50	4.2%	▲	50
Miscellaneous	2013	116	130	84	62	57	39	37	40	37	44	56	50	702			752
	2014	37	54	49	44	34	33	46	31	41	48	47	-	464	-33.9%	▼	464
Misdemeanor	2013	9	21	4	6	9	3	8	20	10	12	12	9	114			123
	2014	12	11	3	9	7	13	7	4	10	11	5	-	92	-19.3%	▼	92
Non-Capital Felonies and Related Matters	2013	36	22	18	27	26	48	12	94	5	51	16	65	355			420
	2014	6	19	19	17	43	24	14	35	21	31	9	-	238	-33.0%	▼	238
Other	2013	2	2	-	1	-	-	2	1	1	3	1	-	13			13
	2014	1	1	3	1	-	-	3	1	1	2	-	-	13	0.0%	↔	13
Other Criminally Related Matters	2013	5	1	3	3	3	3	7	4	5	2	10	-	46			46
	2014	5	1	4	-	1	3	2	5	4	5	-	-	30	-34.8%	▼	30
Probates/Wills and Trusts - Level 2	2013	-	-	2	-	3	2	2	1	-	-	2	1	12			13
	2014	1	-	-	-	1	-	1	-	-	-	-	-	3	-75.0%	▼	3
Protective Orders	2013	1	-	-	1	-	-	-	-	-	-	-	-	2			2
	2014	1	2	1	-	-	2	-	-	-	1	-	-	7	250.0%	▲	7
Uncontested Divorce	2013	5	12	13	5	6	4	8	10	6	6	3	5	78			83
	2014	10	2	3	6	6	8	4	5	10	6	2	-	62	-20.5%	▼	62

Type of Court: Circuit

Locale/Circuit: Northampton 32

Start/End Date: Jan-13 / Nov-14

Type of Case: Filings

AVG. Month: 70

2013 AVG Month: 70

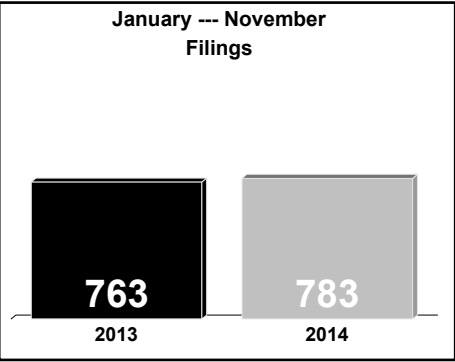
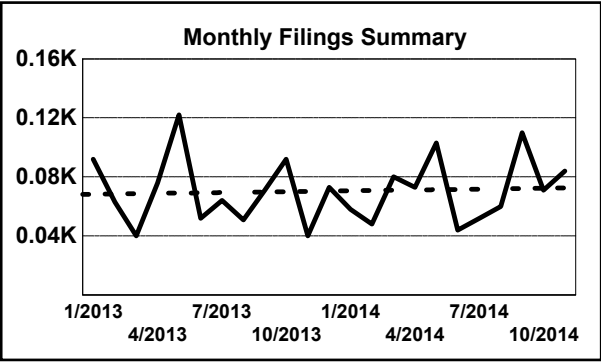
2014 AVG Month: 71

Jan-Nov 2013: 763

Jan-Nov 2014: 783

Filings Trending: Upward ▲

D
a
s
h
b
o
a
r
d



	Jan	Feb	Mar	Apr	May	Jun	Jul	Aug	Sep	Oct	Nov	Dec	Thru Nov	% Change	Trending	Total
2013	92	63	40	76	122	52	64	51	71	92	40	73	763			836
2014	58	48	80	73	103	44	52	60	110	71	84	-	783	2.6%	▲	783

		Jan	Feb	Mar	Apr	May	Jun	Jul	Aug	Sep	Oct	Nov	Dec	Thru Nov	% Change	Trending	Total
Contested Divorce	2013	-	2	-	-	1	2	-	-	-	1	-	-	6			6
	2014	1	-	3	2	-	1	2	2	-	4	-	-	15	150.0%	▲	15
Domestic and Family - Level 1	2013	-	-	-	-	-	-	2	-	-	-	-	-	2			2
	2014	-	-	-	-	-	-	-	8	1	-	2	-	11	450.0%	▲	11
Domestic and Family - Lev	2013	-	-	-	-	1	1	-	-	-	-	-	-	2			2
	2014	-	-	-	-	-	-	-	-	-	-	-	-	-			-
General Civil - Level 1	2013	-	1	-	1	-	-	-	1	-	-	-	-	3			3
	2014	-	-	-	-	-	-	-	-	-	-	-	-	-			-
General Civil - Level 2	2013	4	4	2	2	1	2	2	6	4	3	-	1	30			31
	2014	2	1	3	4	9	6	-	2	3	4	2	-	36	20.0%	▲	36
General Civil - Level 3	2013	8	-	4	-	10	-	5	12	3	3	-	7	45			52
	2014	2	3	1	7	2	2	3	1	5	10	13	-	49	8.9%	▲	49
Miscellaneous	2013	43	38	14	20	12	11	8	15	16	23	16	15	216			231
	2014	16	17	23	18	25	3	12	20	13	21	19	-	187	-13.4%	▼	187
Misdemeanor	2013	14	4	7	15	30	4	14	4	7	25	13	21	137			158
	2014	16	13	22	15	26	15	18	13	31	16	19	-	204	48.9%	▲	204
Non-Capital Felonies and Related Matters	2013	17	10	6	29	54	24	27	5	36	18	9	20	235			255
	2014	16	2	17	23	37	10	14	4	45	6	25	-	199	-15.3%	▼	199
Other	2013	-	-	2	1	-	-	-	-	-	-	-	-	3			3
	2014	-	-	-	-	-	1	-	-	-	2	-	-	3	0.0%	↔	3
Other Criminally Related Matters	2013	3	-	3	5	11	-	3	4	3	13	1	5	46			51
	2014	4	8	4	3	4	5	3	6	5	4	4	-	50	8.7%	▲	50
Probates/Wills and Trusts - Level 2	2013	2	1	-	-	1	1	-	-	-	1	-	-	6			6
	2014	-	-	2	-	-	-	-	2	1	2	-	-	7	16.7%	▲	7
Protective Orders	2013	-	-	-	-	-	1	-	-	-	-	-	-	1			1
	2014	-	-	-	-	-	-	-	1	-	1	-	-	2	100.0%	▲	2
Uncontested Divorce	2013	1	3	2	3	1	6	3	4	2	5	1	4	31			35
	2014	1	4	5	1	-	1	-	1	6	1	-	-	20	-35.5%	▼	20

Type of Court: Circuit

Locale/Circuit: Portsmouth 3

Start/End Date: Jan-13 / Nov-14

Type of Case: Filings

AVG. Month: 766

2013 AVG Month: 779

2014 AVG Month: 752

Jan-Nov 2013: 8,595

Jan-Nov 2014: 8,269

Filings Trending: Downward ▼

D

a

s

h

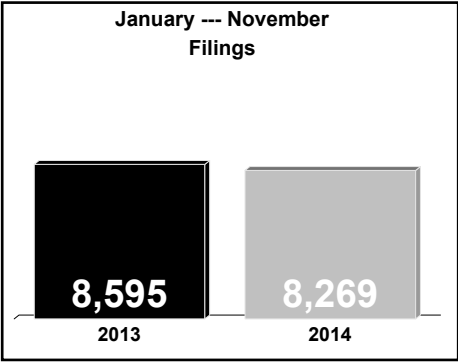
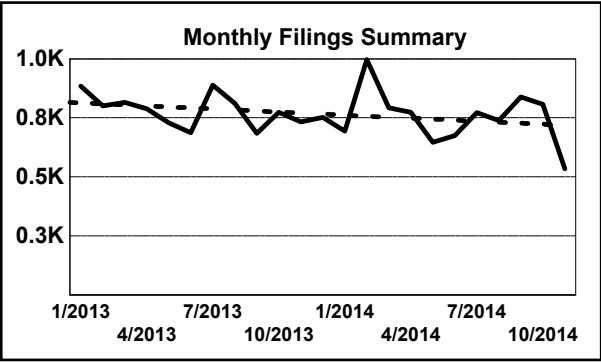
b

o

a

r

d



	Jan	Feb	Mar	Apr	May	Jun	Jul	Aug	Sep	Oct	Nov	Dec	Thru Nov	% Change	Trending	Total
2013	884	801	815	789	729	687	888	812	684	773	733	752	8,595			9,347
2014	694	997	792	773	647	675	772	738	838	808	535	-	8,269	-3.8%	▼	8,269

		Jan	Feb	Mar	Apr	May	Jun	Jul	Aug	Sep	Oct	Nov	Dec	Thru Nov	% Change	Trending	Total
Administrative Law	2013	-	-	-	-	-	1	-	1	-	1	1	2	4			6
	2014	1	2	1	-	1	-	-	-	-	-	-	-	5	25.0%	▲	5
Contested Divorce	2013	13	15	12	13	10	6	10	14	9	14	10	7	126			133
	2014	5	13	8	17	8	12	10	10	7	13	6	-	109	-13.5%	▼	109
Domestic and Family - Level 1	2013	10	7	15	13	16	11	16	13	21	13	7	17	142			159
	2014	7	16	7	13	19	14	15	12	11	6	14	-	134	-5.6%	▼	134
Domestic and Family - Level 2	2013	5	4	4	6	4	2	3	6	3	9	2	6	48			54
	2014	7	4	9	2	6	1	7	5	6	6	3	-	56	16.7%	▲	56
General Civil - Level 1	2013	1	1	5	5	2	22	10	8	5	21	15	11	95			106
	2014	24	28	1	2	34	2	18	1	20	3	-	-	133	40.0%	▲	133
General Civil - Level 2	2013	27	23	19	32	17	29	36	19	25	22	18	21	267			288
	2014	22	30	27	29	18	24	18	12	18	26	16	-	240	-10.1%	▼	240
General Civil - Level 3	2013	107	146	95	98	108	62	152	208	130	69	99	105	1,274			1,379
	2014	115	104	84	91	65	68	148	83	91	94	45	-	988	-22.4%	▼	988
Miscellaneous	2013	311	199	199	203	171	156	171	152	145	168	155	167	2,030			2,197
	2014	195	203	194	179	159	135	178	188	180	205	165	-	1,981	-2.4%	▼	1,981
Misdemeanor	2013	96	95	133	135	132	103	117	99	93	129	129	126	1,261			1,387
	2014	103	107	150	100	90	117	100	140	113	133	82	-	1,235	-2.1%	▼	1,235
Non-Capital Felonies and Related Matters	2013	210	219	232	172	178	210	272	190	159	218	202	196	2,262			2,458
	2014	163	397	208	239	156	190	186	167	283	199	158	-	2,346	3.7%	▲	2,346
Other	2013	41	35	41	42	31	32	27	28	35	55	22	25	389			414
	2014	-	24	41	34	32	46	43	49	43	55	1	-	368	-5.4%	▼	368
Other Criminally Related Matters	2013	39	36	31	45	33	23	33	43	33	33	41	41	390			431
	2014	20	40	33	35	25	32	22	43	33	40	27	-	350	-10.3%	▼	350
Probates/Wills and Trusts - Level 1	2013	-	-	-	-	-	-	1	1	-	-	-	1	2			3
	2014	1	-	-	-	-	-	1	-	-	1	-	-	3	50.0%	▲	3
Probates/Wills and Trusts - Level 2	2013	8	6	6	1	7	1	6	3	6	4	6	4	54			58
	2014	5	8	5	5	5	7	6	2	7	5	1	-	56	3.7%	▲	56
Protective Orders	2013	3	1	2	-	1	1	2	2	-	-	2	2	14			16
	2014	1	2	4	1	1	1	1	2	3	3	2	-	21	50.0%	▲	21
Uncontested Divorce	2013	13	14	21	24	19	28	32	25	20	17	24	21	237			258
	2014	25	19	20	26	28	26	19	24	23	19	15	-	244	3.0%	▲	244

Type of Court: Circuit

Locale/Circuit: Norfolk 4

Start/End Date: Jan-13 / Nov-14

Type of Case: Filings

AVG. Month: 1,722

2013 AVG Month: 1,783

2014 AVG Month: 1,655

Jan-Nov 2013: 19,592

Jan-Nov 2014: 18,210

Filings Trending: Downward ▼

D

a

s

h

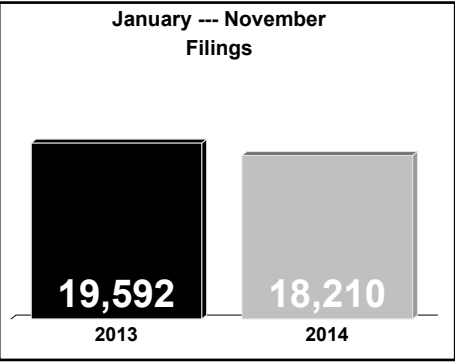
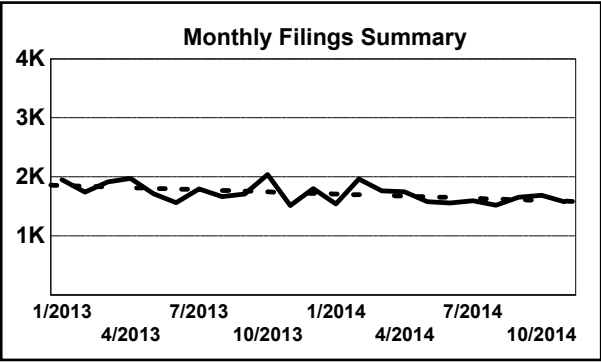
b

o

a

r

d



	Jan	Feb	Mar	Apr	May	Jun	Jul	Aug	Sep	Oct	Nov	Dec	Thru Nov	% Change	Trending	Total
2013	1,952	1,744	1,914	1,978	1,714	1,563	1,797	1,666	1,709	2,038	1,517	1,804	19,592			21,396
2014	1,545	1,963	1,765	1,750	1,583	1,560	1,596	1,523	1,654	1,689	1,582	-	18,210	-7.1%	▼	18,210

		Jan	Feb	Mar	Apr	May	Jun	Jul	Aug	Sep	Oct	Nov	Dec	Thru Nov	% Change	Trending	Total
Administrative Law	2013	1	-	-	1	2	-	1	-	3	1	-	1	9			10
	2014	2	3	1	-	1	1	-	-	-	-	1	-	9	0.0%	↔	9
Capital Murder	2013	-	-	-	-	1	-	-	-	-	-	-	-	1			1
	2014	-	-	-	4	-	-	-	-	-	-	-	-	4	300.0%	▲	4
Contested Divorce	2013	80	88	134	102	82	91	86	116	98	109	84	107	1,070			1,177
	2014	93	118	119	103	101	98	84	80	67	83	65	-	1,011	-5.5%	▼	1,011
Domestic and Family - Level 1	2013	18	24	27	40	27	16	31	26	20	17	29	17	275			292
	2014	30	20	22	21	34	23	29	34	27	15	24	-	279	1.5%	▲	279
Domestic and Family - Level 2	2013	29	22	30	17	33	20	25	24	19	18	25	18	262			280
	2014	14	21	16	19	12	2	14	15	27	15	23	-	178	-32.1%	▼	178
General Civil - Level 1	2013	9	4	6	3	6	1	4	4	-	7	3	3	47			50
	2014	4	2	8	8	2	3	2	1	10	10	2	-	52	10.6%	▲	52
General Civil - Level 2	2013	63	59	67	50	49	57	58	73	46	72	44	53	638			691
	2014	38	52	61	78	58	60	51	54	59	70	45	-	626	-1.9%	▼	626
General Civil - Level 3	2013	43	42	49	77	43	56	72	72	69	67	42	66	632			698
	2014	59	68	54	47	56	43	51	49	45	35	28	-	535	-15.3%	▼	535
Miscellaneous	2013	483	459	433	411	309	287	335	312	328	322	293	318	3,972			4,290
	2014	282	422	397	353	274	276	243	267	323	387	491	-	3,715	-6.5%	▼	3,715
Misdemeanor	2013	221	162	211	212	212	150	210	157	197	201	177	228	2,110			2,338
	2014	153	194	160	216	180	182	170	191	211	174	161	-	1,992	-5.6%	▼	1,992
Non-Capital Felonies and Related Matters	2013	587	420	462	578	522	481	491	462	500	709	437	543	5,649			6,192
	2014	459	569	428	423	446	445	549	409	428	453	407	-	5,016	-11.2%	▼	5,016
Other	2013	104	103	87	107	90	91	129	97	129	100	57	127	1,094			1,221
	2014	112	89	106	97	77	83	133	112	107	111	86	-	1,113	1.7%	▲	1,113
Other Criminally Related Matters	2013	88	86	106	115	87	90	107	93	87	130	84	103	1,073			1,176
	2014	63	92	74	116	100	106	86	103	133	106	70	-	1,049	-2.2%	▼	1,049
Probates/Wills and Trusts - Level 1	2013	1	1	-	-	1	1	-	-	-	-	1	-	5			5
	2014	1	-	-	-	-	-	-	-	1	1	-	-	3	-40.0%	▼	3
Probates/Wills and Trusts - Level 2	2013	14	16	18	16	11	18	12	12	14	10	10	7	151			158
	2014	18	11	14	7	10	13	8	15	14	11	12	-	133	-11.9%	▼	133
Protective Orders	2013	1	3	2	1	4	3	3	3	2	1	3	2	26			28
	2014	1	1	2	2	-	-	1	1	2	1	3	-	14	-46.2%	▼	14
Uncontested Divorce	2013	210	255	282	248	235	201	233	215	197	274	228	211	2,578			2,789

		Jan	Feb	Mar	Apr	May	Jun	Jul	Aug	Sep	Oct	Nov	Dec	Thru Nov	% Change	Trending	Total
Uncontested Divorce	2014	216	301	303	256	232	225	175	192	200	217	164	-	2,481	-3.8%	▼	2,481

Type of Court: Circuit

Locale/Circuit: Isle of Wight 5

Start/End Date: Jan-13 / Nov-14

Type of Case: Filings

AVG. Month: 141

2013 AVG Month: 144

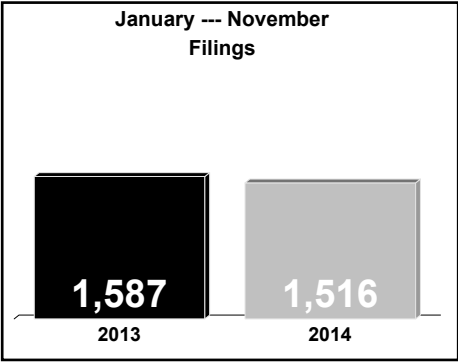
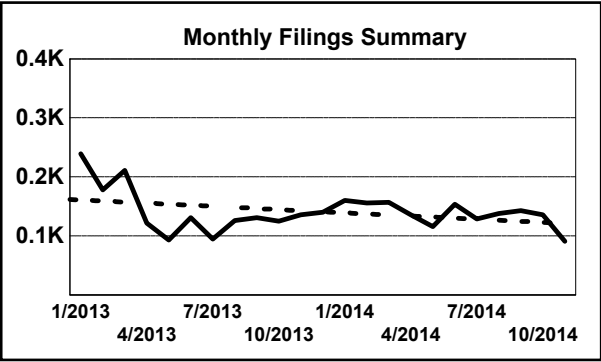
2014 AVG Month: 138

Jan-Nov 2013: 1,587

Jan-Nov 2014: 1,516

Filings Trending: Downward ▼

D
a
s
h
b
o
a
r
d



	Jan	Feb	Mar	Apr	May	Jun	Jul	Aug	Sep	Oct	Nov	Dec	Thru Nov	% Change	Trending	Total
2013	239	178	211	122	93	131	95	126	131	125	136	140	1,587			1,727
2014	160	156	157	136	116	154	129	138	143	136	91	-	1,516	-4.5%	▼	1,516

		Jan	Feb	Mar	Apr	May	Jun	Jul	Aug	Sep	Oct	Nov	Dec	Thru Nov	% Change	Trending	Total
Administrative Law	2013	-	-	-	-	-	-	-	-	1	-	-	-	1			1
	2014	-	-	-	1	-	-	-	-	-	1	-	-	2	100.0%	▲	2
Contested Divorce	2013	4	3	4	5	3	2	3	1	4	1	4	8	34			42
	2014	1	3	2	1	1	2	2	4	2	1	1	-	20	-41.2%	▼	20
Domestic and Family - Level 1	2013	1	2	3	-	3	1	-	2	1	1	4	2	18			20
	2014	2	5	-	-	5	5	-	-	-	2	2	-	21	16.7%	▲	21
Domestic and Family - Level 2	2013	-	-	1	2	3	2	-	-	-	4	1	3	13			16
	2014	2	2	-	1	-	-	1	2	2	2	1	-	13	0.0%	↔	13
General Civil - Level 1	2014	-	-	-	-	-	-	-	-	-	1	1	-	2			2
	2013	4	4	7	2	3	4	1	12	6	3	-	1	46			47
General Civil - Level 2	2014	6	4	4	4	9	4	5	7	5	8	11	-	67	45.7%	▲	67
	2013	2	2	-	2	1	4	1	2	3	3	1	1	21			22
General Civil - Level 3	2014	3	6	3	1	3	3	1	2	-	5	-	-	27	28.6%	▲	27
	2013	165	115	110	80	45	57	65	69	37	66	60	59	869			928
Miscellaneous	2014	89	97	98	72	44	60	58	63	57	69	39	-	746	-14.2%	▼	746
	2013	6	8	4	3	7	15	2	5	13	6	8	-	77			77
Misdemeanor	2014	1	6	5	2	4	7	7	3	16	9	9	-	69	-10.4%	▼	69
	2013	42	31	66	19	16	28	11	17	49	20	36	51	335			386
Non-Capital Felonies and Related Matters	2014	37	20	25	37	33	55	43	33	43	15	20	-	361	7.8%	▲	361
	2013	4	2	2	1	4	4	-	4	5	4	8	1	38			39
Other	2014	8	9	4	4	1	7	1	4	6	8	3	-	55	44.7%	▲	55
	2013	3	6	3	3	3	5	4	4	1	7	6	3	45			48
Other Criminally Related Matters	2014	2	2	6	-	3	1	6	11	3	5	2	-	41	-8.9%	▼	41
	2013	-	1	1	-	-	-	-	-	-	-	-	-	2			2
Probates/Wills and Trusts	2013	-	1	-	1	1	-	-	1	1	1	3	1	9			10
	2014	4	-	-	-	4	1	-	1	1	2	-	-	13	44.4%	▲	13
Uncontested Divorce - Level 2	2013	8	3	10	4	4	9	8	9	10	9	5	10	79			89
	2014	5	2	10	13	9	9	5	8	8	8	2	-	79	0.0%	↔	79

Type of Court: Circuit

Locale/Circuit: Southampton 5

Start/End Date: Jan-13 / Nov-14

Type of Case: Filings

AVG. Month: 158

2013 AVG Month: 167

2014 AVG Month: 148

Jan-Nov 2013: 1,897

Jan-Nov 2014: 1,631

Filings Trending: Downward ▼

D

a

s

h

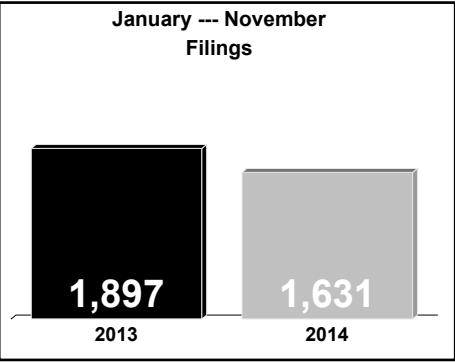
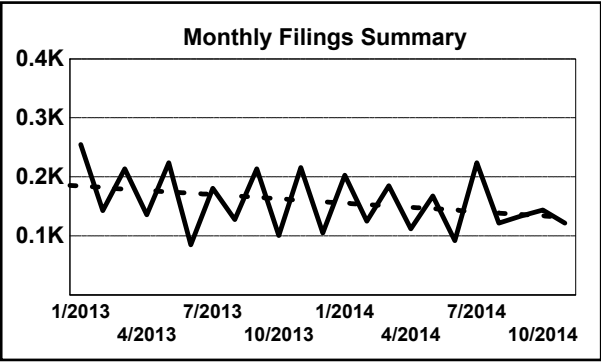
b

o

a

r

d



	Jan	Feb	Mar	Apr	May	Jun	Jul	Aug	Sep	Oct	Nov	Dec	Thru Nov	% Change	Trending	Total
2013	255	143	214	136	224	85	181	128	214	101	216	105	1,897			2,002
2014	203	125	185	112	168	92	224	122	134	144	122	-	1,631	-14.0%	▼	1,631

		Jan	Feb	Mar	Apr	May	Jun	Jul	Aug	Sep	Oct	Nov	Dec	Thru Nov	% Change	Trending	Total
Contested Divorce	2013	-	3	3	5	2	5	6	4	4	2	3	1	37			38
	2014	1	2	2	8	3	2	2	-	2	1	2	-	25	-32.4%	▼	25
Domestic and Family - Level 1	2013	3	1	-	-	2	-	12	-	1	-	3	1	22			23
	2014	2	-	-	-	-	1	-	-	-	-	-	-	3	-86.4%	▼	3
Domestic and Family - Level 2	2013	1	-	-	1	-	-	1	5	-	-	-	1	8			9
	2014	-	-	2	-	-	3	12	1	-	-	11	-	29	262.5%	▲	29
General Civil - Level 1	2013	1	-	-	-	-	-	1	1	-	-	-	-	3			3
	2014	-	-	-	-	-	-	-	1	1	2	-	-	4	33.3%	▲	4
General Civil - Level 2	2013	6	1	4	5	4	2	2	5	4	7	3	2	43			45
	2014	3	-	6	4	5	5	2	3	4	5	-	-	37	-14.0%	▼	37
General Civil - Level 3	2013	17	8	4	15	7	-	-	5	5	7	10	2	78			80
	2014	5	7	4	4	3	2	1	5	2	3	9	-	45	-42.3%	▼	45
Miscellaneous	2013	69	86	52	46	38	37	37	23	28	27	26	39	469			508
	2014	47	50	53	37	44	28	27	24	32	36	22	-	400	-14.7%	▼	400
Misdemeanor	2013	8	6	6	9	25	8	15	6	10	4	6	5	103			108
	2014	17	13	11	2	13	11	14	15	14	17	18	-	145	40.8%	▲	145
Non-Capital Felonies and Related Matters	2013	134	33	128	42	101	22	81	69	89	35	105	46	839			885
	2014	67	40	56	40	37	27	78	65	61	60	44	-	575	-31.5%	▼	575
Other	2013	1	2	-	2	2	3	1	2	-	5	2	-	20			20
	2014	1	1	2	-	2	4	-	1	-	3	-	-	14	-30.0%	▼	14
Other Criminally Related Matters	2013	9	1	10	4	38	3	16	3	64	5	55	4	208			212
	2014	53	4	38	8	50	3	88	1	14	11	12	-	282	35.6%	▲	282
Probates/Wills and Trusts	2014	-	-	1	-	-	-	-	-	-	-	-	-	1			1
Probates/Wills and Trusts - Level 2	2013	1	-	-	-	-	-	1	1	1	-	-	-	4			4
	2014	1	-	1	1	-	1	-	2	-	-	-	-	6	50.0%	▲	6
Protective Orders	2013	-	-	-	-	-	-	-	1	-	-	-	-	1			1
	2014	-	-	-	-	-	1	-	-	-	-	1	-	2	100.0%	▲	2
Uncontested Divorce	2013	5	2	7	7	5	5	8	3	8	9	3	4	62			66
	2014	6	8	9	8	11	4	-	4	4	6	3	-	63	1.6%	▲	63

Type of Court: Circuit

Locale/Circuit: Suffolk 5

Start/End Date: Jan-13 / Nov-14

Type of Case: Filings

AVG. Month: 456

2013 AVG Month: 474

2014 AVG Month: 436

Jan-Nov 2013: 5,403

Jan-Nov 2014: 4,801

Filings Trending: Downward ▼

D

a

s

h

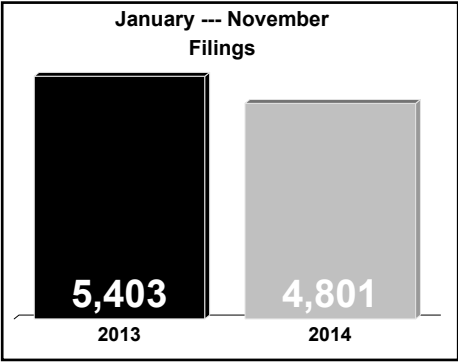
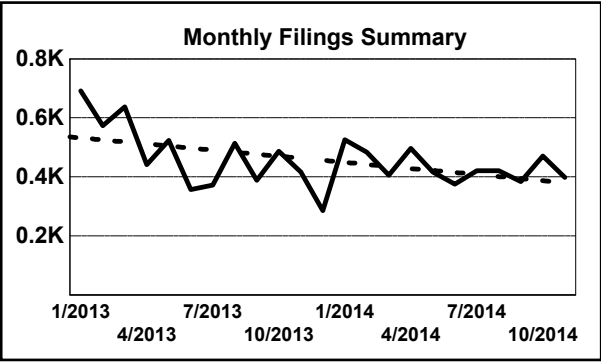
b

o

a

r

d



	Jan	Feb	Mar	Apr	May	Jun	Jul	Aug	Sep	Oct	Nov	Dec	Thru Nov	% Change	Trending	Total
2013	691	573	637	442	524	357	372	514	389	487	417	286	5,403			5,689
2014	526	484	406	497	417	376	421	421	384	471	398	-	4,801	-11.1%	▼	4,801

		Jan	Feb	Mar	Apr	May	Jun	Jul	Aug	Sep	Oct	Nov	Dec	Thru Nov	% Change	Trending	Total
Administrative Law	2013	-	-	-	1	-	-	1	1	-	-	1	-	4			4
	2014	-	1	-	-	1	-	-	-	-	-	-	-	2	-50.0%	▼	2
Capital Murder	2013	-	-	-	-	-	-	-	-	-	1	1	6	2			8
Contested Divorce	2013	15	12	14	10	10	9	9	4	10	12	10	11	115			126
	2014	4	9	12	6	4	5	5	8	7	7	12	-	79	-31.3%	▼	79
Domestic and Family - Level 1	2013	9	5	5	4	1	6	4	3	4	6	5	1	52			53
	2014	2	3	4	5	5	-	1	6	1	1	5	-	33	-36.5%	▼	33
Domestic and Family - Level 2	2013	5	9	9	11	7	7	4	9	6	5	3	10	75			85
	2014	5	3	5	7	16	7	10	10	2	7	5	-	77	2.7%	▲	77
General Civil - Level 1	2013	1	-	-	1	1	1	3	1	3	1	2	1	14			15
	2014	3	1	1	1	-	1	-	2	-	2	1	-	12	-14.3%	▼	12
General Civil - Level 2	2013	14	16	21	22	19	18	25	16	13	13	14	10	191			201
	2014	18	14	18	19	14	15	12	23	17	13	17	-	180	-5.8%	▼	180
General Civil - Level 3	2013	7	14	9	12	11	10	7	14	6	10	9	6	109			115
	2014	7	7	6	6	6	6	12	8	9	2	6	-	75	-31.2%	▼	75
Miscellaneous	2013	250	228	203	156	124	87	111	115	97	115	115	124	1,601			1,725
	2014	146	167	136	127	112	101	123	95	131	132	91	-	1,361	-15.0%	▼	1,361
Misdemeanor	2013	69	51	81	30	44	47	44	51	33	69	61	22	580			602
	2014	72	46	38	63	27	51	63	49	33	57	70	-	569	-1.9%	▼	569
Non-Capital Felonies and Related Matters	2013	261	185	239	161	265	137	121	257	178	228	165	72	2,197			2,269
	2014	232	203	145	225	195	134	151	182	150	209	153	-	1,979	-9.9%	▼	1,979
Other	2013	11	6	9	11	8	9	15	10	6	5	7	6	97			103
	2014	5	11	5	6	6	20	9	12	8	12	9	-	103	6.2%	▲	103
Other Criminally Related Matters	2013	19	4	10	7	6	9	10	11	9	9	7	3	101			104
	2014	17	4	10	9	6	11	12	13	7	10	16	-	115	13.9%	▲	115
Probates/Wills and Trusts - Level 1	2013	-	-	2	-	-	-	-	-	-	1	-	-	3			3
	2014	-	-	-	-	-	2	-	-	-	-	-	-	2	-33.3%	▼	2
Probates/Wills and Trusts - Level 2	2013	7	10	6	-	2	1	1	2	1	1	2	1	33			34
	2014	-	1	3	-	1	2	3	1	1	3	4	-	19	-42.4%	▼	19
Uncontested Divorce	2013	23	33	29	16	26	16	17	20	23	11	15	13	229			242
	2014	15	14	23	23	24	21	20	12	18	16	9	-	195	-14.8%	▼	195

Type of Court: Circuit

Locale/Circuit: Brunswick 6

Start/End Date: Jan-13 / Nov-14

Type of Case: Filings

AVG. Month: 83

2013 AVG Month: 85

2014 AVG Month: 81

Jan-Nov 2013: 944

Jan-Nov 2014: 892

Filings Trending: Downward ▼

D

a

s

h

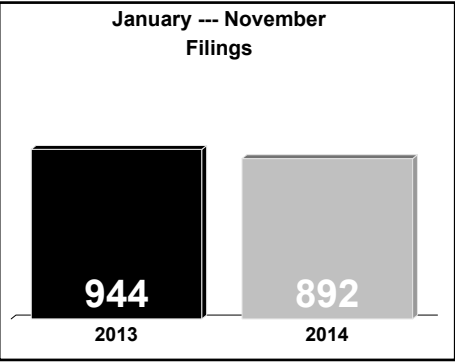
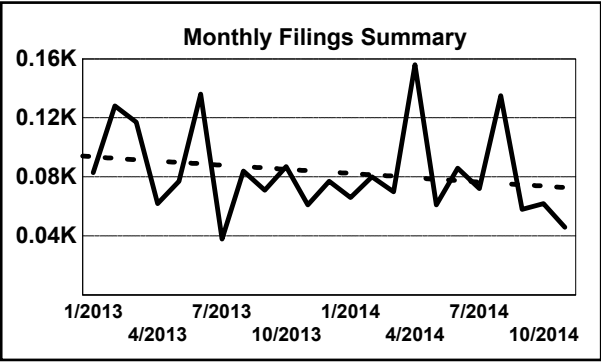
b

o

a

r

d



	Jan	Feb	Mar	Apr	May	Jun	Jul	Aug	Sep	Oct	Nov	Dec	Thru Nov	% Change	Trending	Total
2013	83	128	117	62	77	136	38	84	71	87	61	77	944			1,021
2014	66	80	70	156	61	86	72	135	58	62	46	-	892	-5.5%	▼	892

		Jan	Feb	Mar	Apr	May	Jun	Jul	Aug	Sep	Oct	Nov	Dec	Thru Nov	% Change	Trending	Total
Contested Divorce	2013	2	-	1	-	2	1	-	-	1	-	-	1	7			8
	2014	-	1	1	-	1	4	1	-	1	1	5	-	15	114.3%	▲	15
Domestic and Family - Level 1	2013	1	1	1	-	1	1	-	-	2	-	-	-	7			7
	2014	-	-	-	5	-	2	2	-	-	-	-	-	9	28.6%	▲	9
Domestic and Family - Level 2	2013	-	-	-	-	-	-	-	-	1	-	-	1	1			2
	2014	-	-	1	1	-	-	-	2	-	3	-	-	7	600.0%	▲	7
General Civil - Level 1	2013	-	-	-	-	-	-	-	-	-	1	-	-	1			1
	2014	-	-	-	-	1	-	-	-	-	1	-	-	2	100.0%	▲	2
General Civil - Level 2	2013	5	-	2	1	2	2	2	3	1	1	-	1	19			20
	2014	1	1	1	5	3	1	1	6	2	-	4	-	25	31.6%	▲	25
General Civil - Level 3	2013	2	2	-	3	-	3	4	-	-	3	-	1	17			18
	2014	-	1	1	2	-	-	2	-	1	1	-	-	8	-52.9%	▼	8
Miscellaneous	2013	32	28	38	20	19	16	15	15	22	21	23	19	249			268
	2014	25	46	26	25	23	10	20	17	17	17	13	-	239	-4.0%	▼	239
Misdemeanor	2013	17	26	16	16	15	34	-	26	9	34	10	15	203			218
	2014	16	13	10	34	4	40	17	16	12	17	1	-	180	-11.3%	▼	180
Non-Capital Felonies and Related Matters	2013	21	66	50	17	26	73	16	37	24	21	22	35	373			408
	2014	13	15	23	74	23	18	20	78	18	20	22	-	324	-13.1%	▼	324
Other	2013	-	1	-	1	-	-	-	-	2	1	1	-	6			6
	2014	-	-	-	-	1	-	1	-	1	1	-	-	4	-33.3%	▼	4
Other Criminally Related Matters	2013	-	2	6	-	7	3	-	1	1	-	3	1	23			24
	2014	9	1	3	3	-	9	7	13	2	1	-	-	48	108.7%	▲	48
Probates/Wills and Trusts - Level 2	2013	-	-	-	1	1	1	-	-	-	1	-	-	4			4
	2014	-	-	1	1	-	-	-	2	-	-	-	-	4	0.0%	↔	4
Protective Orders	2014	-	-	-	-	-	-	-	-	1	-	-	-	1			1
Uncontested Divorce	2013	3	2	3	3	4	2	1	2	8	4	2	3	34			37
	2014	2	2	3	6	5	2	1	1	3	-	1	-	26	-23.5%	▼	26

Type of Court: Circuit

Locale/Circuit: Greenville 6

Start/End Date: Jan-13 / Nov-14

Type of Case: Filings

AVG. Month: 65

2013 AVG Month: 69

2014 AVG Month: 61

Jan-Nov 2013: 776

Jan-Nov 2014: 668

Filings Trending: Downward ▼

D

a

s

h

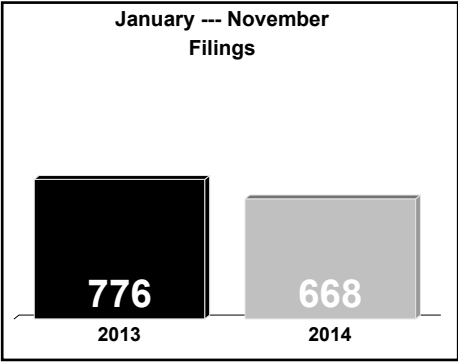
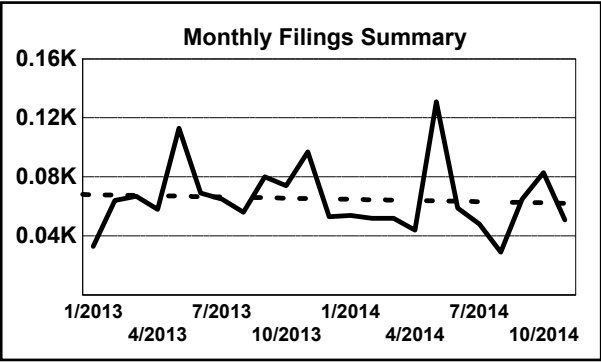
b

o

a

r

d



	Jan	Feb	Mar	Apr	May	Jun	Jul	Aug	Sep	Oct	Nov	Dec	Thru Nov	% Change	Trending	Total
2013	33	64	67	58	113	69	65	56	80	74	97	53	776			829
2014	54	52	52	44	131	59	48	29	65	83	51	-	668	-13.9%	▼	668

		Jan	Feb	Mar	Apr	May	Jun	Jul	Aug	Sep	Oct	Nov	Dec	Thru Nov	% Change	Trending	Total
Administrative Law	2013	-	-	-	-	-	-	-	-	-	1	-	-	1			1
	2014	-	-	1	1	1	-	-	-	-	-	-	-	3	200.0%	▲	3
Contested Divorce	2013	1	2	4	2	5	2	1	2	1	1	-	1	21			22
	2014	1	-	2	4	3	2	3	2	4	3	-	-	24	14.3%	▲	24
Domestic and Family - Level 1	2013	2	-	1	-	1	3	-	-	-	-	1	1	8			9
	2014	-	-	1	1	-	-	-	-	-	-	-	-	2	-75.0%	▼	2
Domestic and Family - Level 2	2013	-	-	-	-	1	-	-	2	-	-	1	-	4			4
	2014	1	-	-	-	-	-	-	-	-	1	-	-	2	-50.0%	▼	2
General Civil - Level 1	2013	-	-	-	1	2	-	-	-	-	-	-	-	3			3
	2014	-	1	-	1	-	-	-	-	1	-	-	-	3	0.0%	↔	3
General Civil - Level 2	2013	4	9	7	3	6	3	1	3	4	8	3	5	51			56
	2014	3	2	1	1	7	13	4	5	7	5	3	-	51	0.0%	↔	51
General Civil - Level 3	2013	1	1	1	6	1	3	4	2	21	4	7	2	51			53
	2014	1	3	1	-	2	2	1	1	15	2	-	-	28	-45.1%	▼	28
Miscellaneous	2013	-	7	9	6	3	4	9	5	5	12	4	6	64			70
	2014	8	6	8	4	9	5	3	3	5	6	2	-	59	-7.8%	▼	59
Misdemeanor	2013	5	4	8	4	23	3	6	10	9	5	10	7	87			94
	2014	4	6	5	6	31	8	5	5	6	8	2	-	86	-1.1%	▼	86
Non-Capital Felonies and Related Matters	2013	16	37	31	26	63	49	42	22	39	32	58	27	415			442
	2014	31	25	27	21	67	19	23	9	21	45	38	-	326	-21.4%	▼	326
Other	2014	-	-	-	-	1	-	-	-	-	1	1	-	3			3
Other Criminally Related Matters	2013	1	-	4	8	3	-	1	7	-	3	8	1	35			36
	2014	3	5	1	3	4	4	4	2	3	8	3	-	40	14.3%	▲	40
Probates/Wills and Trusts	2014	-	1	-	-	-	-	-	-	1	-	1	-	3			3
Uncontested Divorce	2013	3	4	2	2	5	2	1	3	1	8	5	3	36			39
	2014	2	3	5	2	6	6	5	2	2	4	1	-	38	5.6%	▲	38

Type of Court: Circuit

Locale/Circuit: Prince George 6

Start/End Date: Jan-13 / Nov-14

Type of Case: Filings

AVG. Month: 169

2013 AVG Month: 181

2014 AVG Month: 157

Jan-Nov 2013: 2,004

Jan-Nov 2014: 1,723

Filings Trending: Downward ▼

D

a

s

h

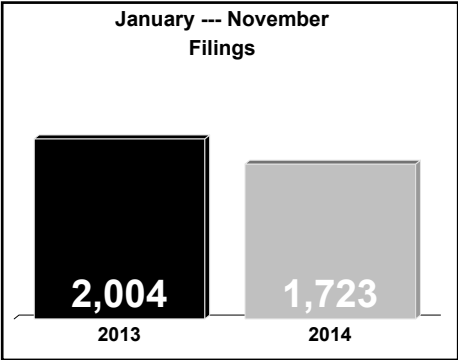
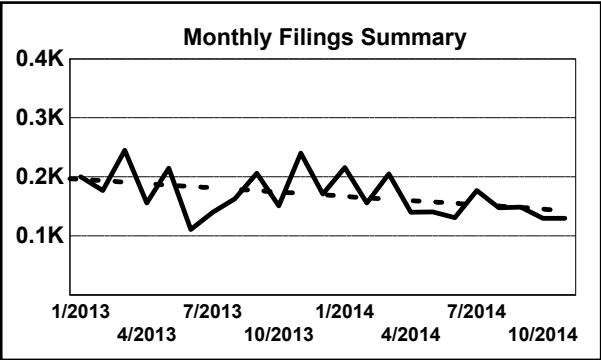
b

o

a

r

d



	Jan	Feb	Mar	Apr	May	Jun	Jul	Aug	Sep	Oct	Nov	Dec	Thru Nov	% Change	Trending	Total
2013	200	177	245	156	215	111	140	163	206	151	240	171	2,004			2,175
2014	216	156	205	140	141	131	177	148	149	130	130	-	1,723	-14.0%	▼	1,723

		Jan	Feb	Mar	Apr	May	Jun	Jul	Aug	Sep	Oct	Nov	Dec	Thru Nov	% Change	Trending	Total
Administrative Law	2013	1	1	-	-	1	-	-	-	1	-	-	1	4			5
	2014	-	1	-	-	-	-	-	-	-	-	-	-	1	-75.0%	▼	1
Contested Divorce	2013	-	3	7	7	5	1	2	1	8	7	5	1	46			47
	2014	2	2	4	8	6	4	3	8	6	4	2	-	49	6.5%	▲	49
Domestic and Family - Level 1	2013	2	2	1	2	8	2	9	5	3	9	4	1	47			48
	2014	2	1	13	2	4	1	1	3	3	5	8	-	43	-8.5%	▼	43
Domestic and Family - Level 2	2013	2	1	1	2	-	1	2	2	6	-	-	2	17			19
	2014	-	-	2	-	4	2	3	2	-	-	-	-	13	-23.5%	▼	13
General Civil - Level 1	2013	-	-	-	-	-	-	-	-	-	1	-	-	1			1
	2014	-	-	-	-	-	-	-	-	-	1	-	-	1	0.0%	↔	1
General Civil - Level 2	2013	5	1	7	2	5	10	8	7	4	8	3	6	60			66
	2014	6	2	5	7	5	7	7	5	4	2	-	-	50	-16.7%	▼	50
General Civil - Level 3	2013	1	5	7	2	2	3	1	5	2	1	2	2	31			33
	2014	1	1	1	-	1	2	2	1	1	2	-	-	12	-61.3%	▼	12
Miscellaneous	2013	125	117	105	78	56	41	49	56	59	59	64	75	809			884
	2014	88	81	102	69	52	47	65	58	52	47	35	-	696	-14.0%	▼	696
Misdemeanor	2013	13	11	19	8	24	13	18	15	26	17	31	11	195			206
	2014	27	17	12	9	12	7	14	5	13	10	9	-	135	-30.8%	▼	135
Non-Capital Felonies and Related Matters	2013	36	22	76	36	103	25	41	57	74	31	115	56	616			672
	2014	67	36	49	31	32	44	69	43	55	40	55	-	521	-15.4%	▼	521
Other	2013	2	1	1	5	-	3	1	3	5	2	2	3	25			28
	2014	2	6	5	3	1	6	2	4	5	4	6	-	44	76.0%	▲	44
Other Criminally Related Matters	2013	9	4	6	6	1	5	5	2	7	8	2	6	55			61
	2014	6	3	4	4	14	8	3	11	2	2	7	-	64	16.4%	▲	64
Probates/Wills and Trusts - Level 2	2013	-	1	1	1	1	1	-	-	-	2	3	-	10			10
	2014	2	1	1	-	1	-	2	2	-	-	-	-	9	-10.0%	▼	9
Uncontested Divorce	2013	4	8	14	7	9	6	4	10	11	6	9	7	88			95
	2014	13	5	7	7	9	3	6	6	8	13	8	-	85	-3.4%	▼	85

Type of Court: Circuit

Locale/Circuit: Surry 6

Start/End Date: Jan-13 / Nov-14

Type of Case: Filings

AVG. Month: 30

2013 AVG Month: 35

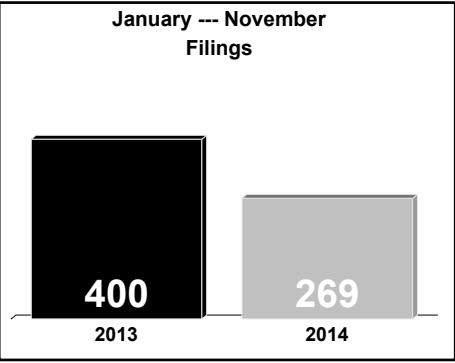
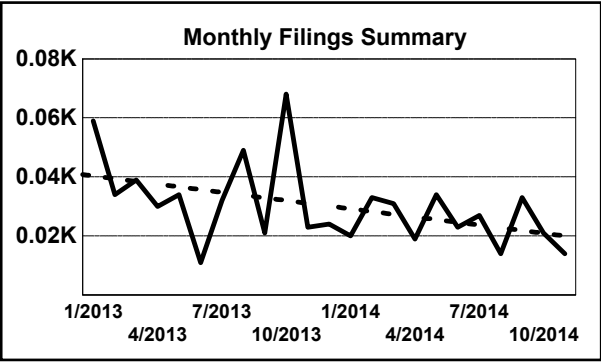
2014 AVG Month: 24

Jan-Nov 2013: 400

Jan-Nov 2014: 269

Filings Trending: Downward ▼

D
a
s
h
b
o
a
r
d



	Jan	Feb	Mar	Apr	May	Jun	Jul	Aug	Sep	Oct	Nov	Dec	Thru Nov	% Change	Trending	Total
2013	59	34	39	30	34	11	32	49	21	68	23	24	400			424
2014	20	33	31	19	34	23	27	14	33	21	14	-	269	-32.8%	▼	269

		Jan	Feb	Mar	Apr	May	Jun	Jul	Aug	Sep	Oct	Nov	Dec	Thru Nov	% Change	Trending	Total
Contested Divorce	2013	-	2	2	-	-	-	1	1	-	3	1	-	10			10
	2014	2	1	2	3	2	2	-	1	1	-	-	-	14	40.0%	▲	14
Domestic and Family - Level 2	2013	-	-	-	-	-	-	1	-	-	-	-	-	1			1
	2014	-	-	-	-	-	-	-	-	-	-	1	-	1	0.0%	↔	1
General Civil - Level 1	2013	-	1	2	-	-	-	-	-	-	-	-	-	3			3
	2014	-	-	-	-	-	-	-	1	-	-	-	-	1	-66.7%	▼	1
General Civil - Level 2	2013	2	5	3	-	4	1	3	2	2	1	-	2	23			25
	2014	1	-	-	1	-	-	-	1	4	1	1	-	9	-60.9%	▼	9
General Civil - Level 3	2013	2	1	2	-	1	-	-	2	-	4	3	-	15			15
	2014	1	7	3	6	4	1	-	1	1	-	-	-	24	60.0%	▲	24
Miscellaneous	2013	21	22	17	20	7	7	13	13	14	15	11	16	160			176
	2014	12	18	19	8	12	11	9	10	13	14	8	-	134	-16.3%	▼	134
Misdemeanor	2013	11	-	3	-	9	-	9	2	3	-	1	3	38			41
	2014	2	-	2	-	1	2	1	-	2	-	1	-	11	-71.1%	▼	11
Non-Capital Felonies and Related Matters	2013	17	1	7	6	11	2	5	25	2	43	5	-	124			124
	2014	-	6	2	-	11	6	15	-	10	-	3	-	53	-57.3%	▼	53
Other	2013	2	-	-	-	-	-	-	1	-	1	1	1	5			6
	2014	-	1	-	-	2	-	-	-	-	6	-	-	9	80.0%	▲	9
Other Criminally Related Matters	2013	-	1	-	-	1	-	-	1	-	-	-	1	3			4
	2014	1	-	-	1	-	1	1	-	1	-	-	-	5	66.7%	▲	5
Probates/Wills and Trusts	2013	-	-	1	-	-	-	-	-	-	-	-	-	1			1
Uncontested Divorce	2013	4	1	2	4	1	1	-	2	-	1	1	1	17			18
	2014	1	-	3	-	2	-	1	-	1	-	-	-	8	-52.9%	▼	8

Type of Court: Circuit

Locale/Circuit: Sussex 6

Start/End Date: Jan-13 / Nov-14

Type of Case: Filings

AVG. Month: 49

2013 AVG Month: 49

2014 AVG Month: 50

Jan-Nov 2013: 530

Jan-Nov 2014: 549

Filings Trending: Upward ▲

D

a

s

h

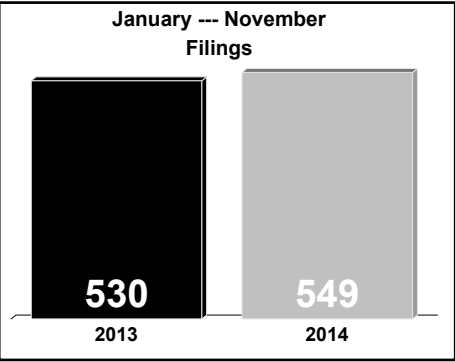
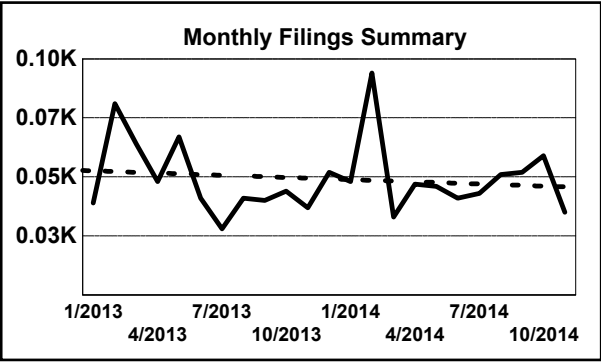
b

o

a

r

d



	Jan	Feb	Mar	Apr	May	Jun	Jul	Aug	Sep	Oct	Nov	Dec	Thru Nov	% Change	Trending	Total
2013	39	81	64	48	67	41	28	41	40	44	37	52	530			582
2014	48	94	33	47	46	41	43	51	52	59	35	-	549	3.6%	▲	549

		Jan	Feb	Mar	Apr	May	Jun	Jul	Aug	Sep	Oct	Nov	Dec	Thru Nov	% Change	Trending	Total
Administrative Law	2013	-	-	-	-	1	-	-	1	-	-	-	-	2			2
Contested Divorce	2013	1	1	-	-	-	-	-	1	2	-	-	2	5			7
	2014	2	1	1	-	-	-	1	2	1	3	-	-	11	120.0%	▲	11
Domestic and Family - Level 1	2013	-	-	3	3	3	-	-	-	-	-	-	-	9			9
	2014	-	-	2	-	-	-	-	-	-	-	-	-	2	-77.8%	▼	2
Domestic and Family - Level 2	2013	-	1	-	1	-	-	1	-	-	-	1	-	4			4
	2014	-	-	-	-	-	-	-	-	-	1	-	-	1	-75.0%	▼	1
General Civil - Level 1	2013	-	-	1	-	1	-	-	-	2	-	-	-	4			4
General Civil - Level 2	2013	2	3	-	2	-	-	-	3	3	-	2	-	15			15
	2014	-	2	2	-	8	1	1	3	4	1	1	-	23	53.3%	▲	23
General Civil - Level 3	2013	-	2	2	-	1	1	1	1	-	-	1	-	9			9
	2014	17	24	-	1	-	-	6	-	2	3	-	-	53	488.9%	▲	53
Miscellaneous	2013	21	30	20	11	11	13	6	10	13	19	6	18	160			178
	2014	18	17	18	26	14	9	8	17	12	20	9	-	168	5.0%	▲	168
Misdemeanor	2013	3	12	5	11	6	8	4	8	5	10	7	11	79			90
	2014	1	19	4	4	7	2	3	7	7	3	4	-	61	-22.8%	▼	61
Non-Capital Felonies and Related Matters	2013	8	15	25	7	38	8	11	4	11	11	8	12	146			158
	2014	8	20	2	11	9	23	18	18	26	19	17	-	171	17.1%	▲	171
Other	2013	-	-	-	-	-	1	-	-	1	-	-	-	2			2
	2014	-	1	-	-	-	-	-	-	-	-	-	-	1	-50.0%	▼	1
Other Criminally Related Matters	2013	2	16	3	12	4	9	5	11	3	3	11	7	79			86
	2014	-	8	3	4	5	3	5	-	-	7	1	-	36	-54.4%	▼	36
Probates/Wills and Trusts	2014	-	1	-	-	-	-	-	-	-	-	-	-	1			1
Probates/Wills and Trusts - Level 2	2013	-	-	2	-	1	1	-	-	-	-	-	-	4			4
	2014	-	-	-	-	-	-	-	-	-	-	1	-	1	-75.0%	▼	1
Uncontested Divorce	2013	2	1	3	1	1	-	-	2	-	1	1	2	12			14
	2014	2	1	1	1	3	3	1	4	-	2	2	-	20	66.7%	▲	20

Type of Court: Circuit

Locale/Circuit: Hopewell 6

Start/End Date: Jan-13 / Nov-14

Type of Case: Filings

AVG. Month: 127

2013 AVG Month: 139

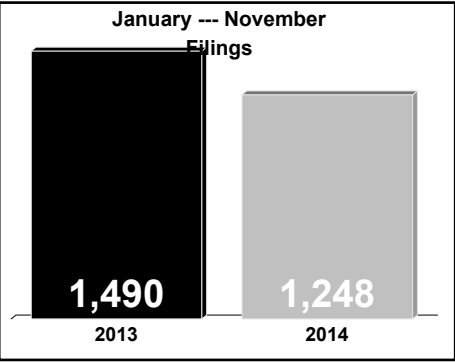
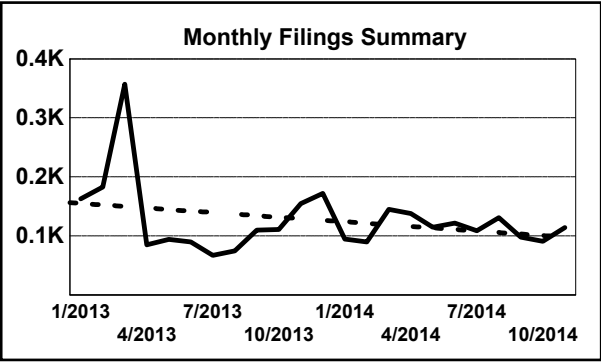
2014 AVG Month: 113

Jan-Nov 2013: 1,490

Jan-Nov 2014: 1,248

Filings Trending: Downward ▼

D
a
s
h
b
o
a
r
d



	Jan	Feb	Mar	Apr	May	Jun	Jul	Aug	Sep	Oct	Nov	Dec	Thru Nov	% Change	Trending	Total
2013	163	183	357	85	94	90	67	75	110	111	155	172	1,490			1,662
2014	95	90	145	138	115	122	109	131	98	91	114	-	1,248	-16.2%	▼	1,248

		Jan	Feb	Mar	Apr	May	Jun	Jul	Aug	Sep	Oct	Nov	Dec	Thru Nov	% Change	Trending	Total
Contested Divorce	2013	2	3	7	2	1	5	2	2	-	1	1	2	26			28
	2014	-	4	4	6	1	1	4	2	-	2	2	-	26	0.0%	↔	26
Domestic and Family - Level 1	2013	7	8	9	-	2	-	4	11	7	3	8	5	59			64
	2014	1	8	5	5	6	2	3	2	-	1	1	-	34	-42.4%	▼	34
Domestic and Family - Level 2	2013	-	2	3	1	3	-	-	-	-	1	-	-	10			10
	2014	1	1	2	2	-	2	3	-	-	1	4	-	16	60.0%	▲	16
General Civil - Level 1	2013	-	-	-	-	-	1	-	1	-	-	-	1	2			3
	2014	-	-	-	3	-	-	-	-	-	-	1	-	4	100.0%	▲	4
General Civil - Level 2	2013	3	9	3	3	2	2	6	6	2	2	4	4	42			46
	2014	2	5	1	3	2	3	3	7	2	2	2	-	32	-23.8%	▼	32
General Civil - Level 3	2013	5	4	2	3	5	-	-	5	1	1	5	4	31			35
	2014	3	-	4	4	1	3	-	-	2	1	2	-	20	-35.5%	▼	20
Miscellaneous	2013	64	49	48	34	32	20	19	16	25	33	26	30	366			396
	2014	35	39	38	43	30	31	24	37	24	22	27	-	350	-4.4%	▼	350
Misdemeanor	2013	9	23	27	10	13	7	13	9	18	11	16	28	156			184
	2014	7	12	13	7	13	21	15	22	7	20	13	-	150	-3.8%	▼	150
Non-Capital Felonies and Related Matters	2013	70	72	246	30	32	45	18	22	52	55	90	89	732			821
	2014	41	18	70	53	48	49	45	53	55	37	58	-	527	-28.0%	▼	527
Other	2013	1	3	1	-	2	1	-	1	-	1	-	1	10			11
	2014	-	-	-	1	1	1	4	-	1	2	-	-	10	0.0%	↔	10
Other Criminally Related Matters	2013	-	1	1	-	-	1	2	-	3	2	1	2	11			13
	2014	1	-	-	4	4	8	1	3	1	1	1	-	24	118.2%	▲	24
Probates/Wills and Trusts	2014	-	-	1	-	-	-	-	-	-	-	-	-	1			1
Probates/Wills and Trusts - Level 2	2013	-	-	-	1	-	2	1	-	-	-	-	1	4			5
	2014	-	1	1	-	3	-	-	-	1	-	-	-	6	50.0%	▲	6
Protective Orders	2013	1	2	-	-	-	-	-	-	-	-	-	-	3			3
	2014	-	-	1	1	-	-	-	1	1	-	-	-	4	33.3%	▲	4
Uncontested Divorce	2013	1	7	10	1	2	6	2	2	2	1	4	5	38			43
	2014	4	2	5	6	6	1	7	4	4	2	3	-	44	15.8%	▲	44

Type of Court: Circuit

Locale/Circuit: Newport News 7

Start/End Date: Jan-13 / Nov-14

Type of Case: Filings

AVG. Month: 861

2013 AVG Month: 882

2014 AVG Month: 838

Jan-Nov 2013: 9,794

Jan-Nov 2014: 9,219

Filings Trending: Downward ▼

D

a

s

h

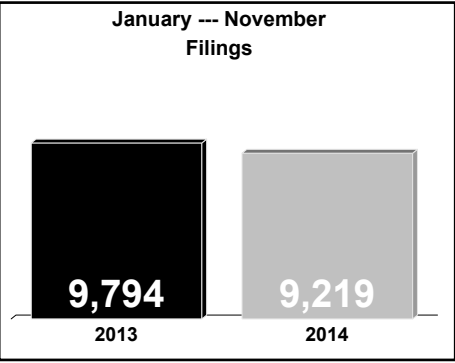
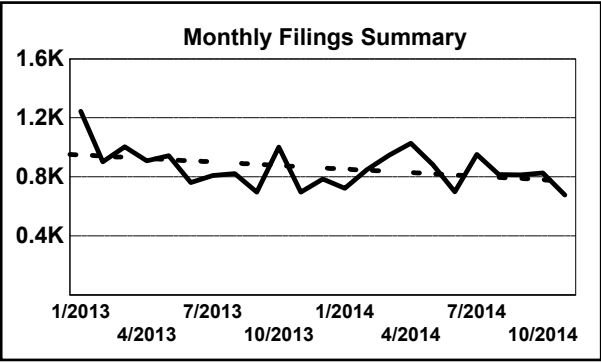
b

o

a

r

d



	Jan	Feb	Mar	Apr	May	Jun	Jul	Aug	Sep	Oct	Nov	Dec	Thru Nov	% Change	Trending	Total
2013	1,245	903	1,004	909	944	761	810	823	697	1,001	697	786	9,794			10,580
2014	724	849	946	1,029	883	700	952	816	815	828	677	-	9,219	-5.9%	▼	9,219

		Jan	Feb	Mar	Apr	May	Jun	Jul	Aug	Sep	Oct	Nov	Dec	Thru Nov	% Change	Trending	Total
Administrative Law	2013	-	2	2	1	3	1	1	2	-	-	-	1	12			13
	2014	-	2	1	1	1	-	-	2	1	-	-	-	8	-33.3%	▼	8
Capital Murder	2014	-	-	-	-	2	-	-	-	-	-	-	-	2			2
Contested Divorce	2013	28	15	28	21	30	15	23	23	19	13	17	13	232			245
	2014	12	26	26	18	17	23	17	21	18	15	11	-	204	-12.1%	▼	204
Domestic and Family - Level 1	2013	24	20	23	29	27	25	18	31	18	27	6	25	248			273
	2014	10	15	32	15	31	33	29	21	21	18	20	-	245	-1.2%	▼	245
Domestic and Family - Level 2	2013	3	4	5	6	4	4	8	6	1	11	6	7	58			65
	2014	2	5	3	4	6	5	5	4	2	2	7	-	45	-22.4%	▼	45
General Civil - Level 1	2013	61	29	8	45	36	8	33	24	8	56	10	6	318			324
	2014	16	8	34	9	36	12	13	4	18	35	2	-	187	-41.2%	▼	187
General Civil - Level 2	2013	31	30	18	40	40	25	30	34	23	31	31	25	333			358
	2014	18	36	29	35	31	33	20	34	35	37	28	-	336	0.9%	▲	336
General Civil - Level 3	2013	15	14	20	17	13	9	21	20	10	12	13	19	164			183
	2014	13	21	22	9	10	9	12	8	7	7	3	-	121	-26.2%	▼	121
Miscellaneous	2013	372	327	324	233	233	163	164	187	211	190	170	205	2,574			2,779
	2014	251	290	239	222	198	193	184	198	198	202	139	-	2,314	-10.1%	▼	2,314
Misdemeanor	2013	147	119	141	106	128	112	116	112	115	117	111	139	1,324			1,463
	2014	68	75	156	124	141	66	137	119	127	60	97	-	1,170	-11.6%	▼	1,170
Non-Capital Felonies and Related Matters	2013	328	150	233	231	231	185	213	188	109	343	189	204	2,400			2,604
	2014	169	186	183	350	244	168	304	227	195	237	173	-	2,436	1.5%	▲	2,436
Other	2013	43	29	44	39	47	44	44	39	39	39	35	27	442			469
	2014	36	35	43	48	42	31	52	35	52	69	66	-	509	15.2%	▲	509
Other Criminally Related Matters	2013	145	87	90	86	94	112	86	116	102	112	68	84	1,098			1,182
	2014	93	96	114	136	68	64	110	104	89	100	92	-	1,066	-2.9%	▼	1,066
Probates/Wills and Trusts - Level 1	2013	-	1	-	1	-	-	-	-	1	2	-	-	5			5
	2014	1	1	2	-	-	-	1	2	1	-	-	-	8	60.0%	▲	8
Probates/Wills and Trusts - Level 2	2013	1	1	1	-	-	-	-	-	-	-	-	-	3			3
	2014	-	-	-	1	-	1	2	-	-	-	-	-	4	33.3%	▲	4
Protective Orders	2013	1	3	-	1	4	1	5	5	2	4	1	1	27			28
	2014	1	2	5	3	4	4	5	4	6	5	3	-	42	55.6%	▲	42
Uncontested Divorce	2013	46	72	67	53	54	57	48	36	39	44	40	30	556			586
	2014	34	51	57	54	52	58	61	33	45	41	36	-	522	-6.1%	▼	522

Type of Court: Circuit

Locale/Circuit: Hampton 8

Start/End Date: Jan-13 / Nov-14

Type of Case: Filings

AVG. Month: 629

2013 AVG Month: 631

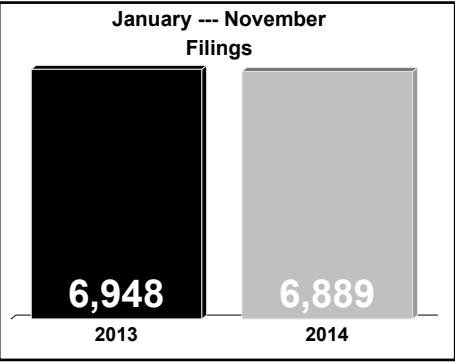
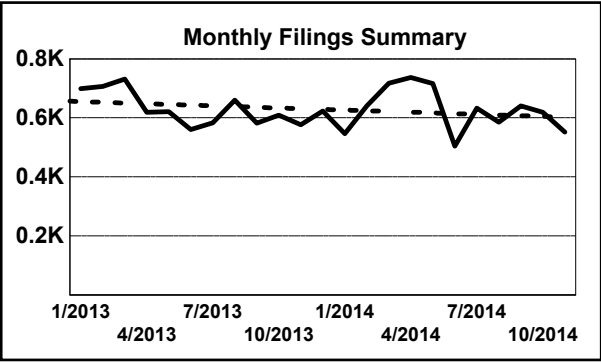
2014 AVG Month: 626

Jan-Nov 2013: 6,948

Jan-Nov 2014: 6,889

Filings Trending: Steady ↔

D
a
s
h
b
o
a
r
d

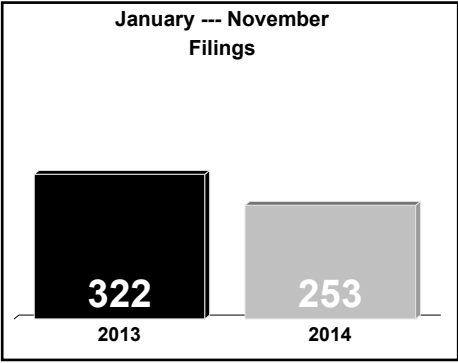
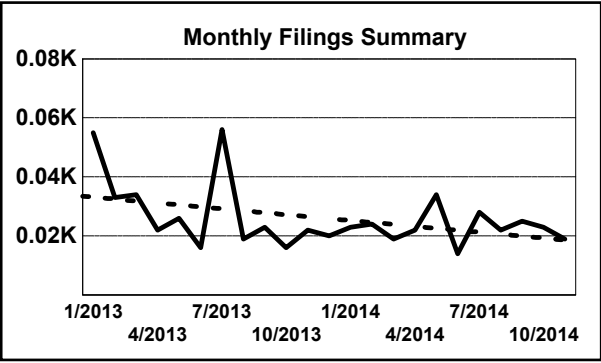


	Jan	Feb	Mar	Apr	May	Jun	Jul	Aug	Sep	Oct	Nov	Dec	Thru Nov	% Change	Trending	Total
2013	699	706	731	619	621	561	583	660	582	609	577	623	6,948			7,571
2014	546	640	717	737	716	504	633	585	640	619	552	-	6,889	-0.8%	▼	6,889

		Jan	Feb	Mar	Apr	May	Jun	Jul	Aug	Sep	Oct	Nov	Dec	Thru Nov	% Change	Trending	Total
Administrative Law	2013	1	-	-	-	1	1	1	1	-	1	1	-	7			7
	2014	3	-	1	-	-	-	-	1	3	1	1	-	10	42.9%	▲	10
Capital Murder	2014	-	-	1	-	-	-	1	-	-	-	-	-	2			2
Contested Divorce	2013	25	14	24	16	21	14	10	13	17	22	12	8	188			196
	2014	8	17	23	12	11	10	24	16	18	10	11	-	160	-14.9%	▼	160
Domestic and Family - Level 1	2013	11	15	11	9	18	9	12	15	8	13	25	4	146			150
	2014	4	10	12	17	10	6	5	11	10	20	10	-	115	-21.2%	▼	115
Domestic and Family - Level 2	2013	40	16	68	35	20	13	4	20	40	26	53	36	335			371
	2014	12	26	81	138	63	13	33	60	79	36	31	-	572	70.7%	▲	572
General Civil - Level 1	2013	-	1	1	2	2	2	-	3	2	2	1	1	16			17
	2014	4	-	4	2	4	-	2	1	1	1	-	-	19	18.8%	▲	19
General Civil - Level 2	2013	27	20	23	25	20	24	29	27	21	16	31	13	263			276
	2014	21	12	24	29	21	30	25	28	22	21	18	-	251	-4.6%	▼	251
General Civil - Level 3	2013	17	14	15	14	19	17	12	13	13	11	9	9	154			163
	2014	7	10	9	10	4	3	2	6	13	13	2	-	79	-48.7%	▼	79
Miscellaneous	2013	294	310	253	211	150	157	153	200	147	151	158	173	2,184			2,357
	2014	175	224	222	185	152	146	174	137	145	162	117	-	1,839	-15.8%	▼	1,839
Misdemeanor	2013	28	55	43	37	57	57	51	38	36	49	41	55	492			547
	2014	39	41	52	44	60	43	46	43	61	48	58	-	535	8.7%	▲	535
Non-Capital Felonies and Related Matters	2013	127	144	151	150	180	164	183	180	177	174	146	210	1,776			1,986
	2014	136	177	153	179	233	126	194	158	170	143	159	-	1,828	2.9%	▲	1,828
Other	2013	58	54	60	57	59	35	49	69	58	61	61	53	621			674
	2014	51	66	50	58	83	72	72	59	57	65	70	-	703	13.2%	▲	703
Other Criminally Related Matters	2013	21	20	31	19	27	23	44	20	30	35	11	31	281			312
	2014	47	16	45	22	36	21	30	26	24	50	40	-	357	27.0%	▲	357
Probates/Wills and Trusts - Level 1	2013	1	-	-	2	4	3	1	2	-	-	-	1	13			14
	2014	1	-	1	1	-	-	-	-	1	2	-	-	6	-53.8%	▼	6
Probates/Wills and Trusts - Level 2	2013	6	5	1	7	3	9	3	6	6	4	4	2	54			56
	2014	3	2	6	2	3	3	3	6	5	7	5	-	45	-16.7%	▼	45
Uncontested Divorce	2013	43	38	50	35	40	33	31	53	27	44	24	27	418			445
	2014	35	39	33	38	36	31	22	33	31	40	30	-	368	-12.0%	▼	368

Type of Court: Circuit
Locale/Circuit: Charles City 9
Start/End Date: Jan-13 / Nov-14
Type of Case: Filings
AVG. Month: 26
2013 AVG Month: 29
2014 AVG Month: 23
Jan-Nov 2013: 322
Jan-Nov 2014: 253
Filings Trending: Downward ▼

D
a
s
h
b
o
a
r
d



	Jan	Feb	Mar	Apr	May	Jun	Jul	Aug	Sep	Oct	Nov	Dec	Thru Nov	% Change	Trending	Total
2013	55	33	34	22	26	16	56	19	23	16	22	20	322			342
2014	23	24	19	22	34	14	28	22	25	23	19	-	253	-21.4%	▼	253

		Jan	Feb	Mar	Apr	May	Jun	Jul	Aug	Sep	Oct	Nov	Dec	Thru Nov	% Change	Trending	Total
Contested Divorce	2013	-	-	-	-	-	1	1	-	-	-	-	1	2			3
	2014	-	1	-	1	-	-	-	1	1	-	-	-	4	100.0%	▲	4
Domestic and Family - Level 1	2013	-	-	-	-	1	-	-	-	-	-	3	-	4			4
	2014	-	-	-	-	-	-	-	6	-	1	-	-	7	75.0%	▲	7
Domestic and Family - Level 2	2013	-	-	-	-	-	-	1	1	-	-	-	-	2			2
	2014	-	-	-	-	4	-	1	-	-	-	-	-	5	150.0%	▲	5
General Civil - Level 1	2013	1	-	-	-	-	-	1	-	-	-	-	-	2			2
General Civil - Level 2	2013	-	1	1	2	3	1	7	1	1	1	1	5	19			24
	2014	1	-	-	3	2	7	1	2	3	1	-	-	20	5.3%	▲	20
General Civil - Level 3	2013	1	2	1	-	-	1	3	1	3	2	1	2	15			17
	2014	2	2	-	1	-	3	1	2	1	-	1	-	13	-13.3%	▼	13
Miscellaneous	2013	23	25	22	15	13	5	13	8	8	9	10	6	151			157
	2014	17	15	16	13	16	3	12	9	14	12	3	-	130	-13.9%	▼	130
Misdemeanor	2013	7	1	3	1	-	-	8	-	5	-	1	-	26			26
	2014	-	2	-	1	1	-	7	-	2	-	8	-	21	-19.2%	▼	21
Non-Capital Felonies and Related Matters	2013	17	2	5	2	5	7	18	5	6	2	6	4	75			79
	2014	1	2	1	1	9	1	3	-	4	6	5	-	33	-56.0%	▼	33
Other	2013	2	1	1	1	1	-	-	2	-	2	-	-	10			10
	2014	1	-	2	1	-	-	-	-	-	1	1	-	6	-40.0%	▼	6
Other Criminally Related Matters	2013	3	-	-	1	-	-	4	1	-	-	-	2	9			11
	2014	-	2	-	1	-	-	-	2	-	-	-	-	5	-44.4%	▼	5
Probates/Wills and Trusts - Level 2	2013	-	-	-	-	1	-	-	-	-	-	-	-	1			1
	2014	-	-	-	-	1	-	-	-	-	-	-	-	1	0.0%	↔	1
Uncontested Divorce	2013	1	1	1	-	2	1	-	-	-	-	-	-	6			6
	2014	1	-	-	-	1	-	3	-	-	2	1	-	8	33.3%	▲	8

Type of Court: Circuit

Locale/Circuit: Gloucester 9

Start/End Date: Jan-13 / Nov-14

Type of Case: Filings

AVG. Month: 191

2013 AVG Month: 200

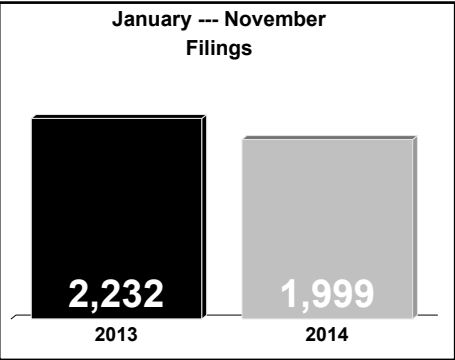
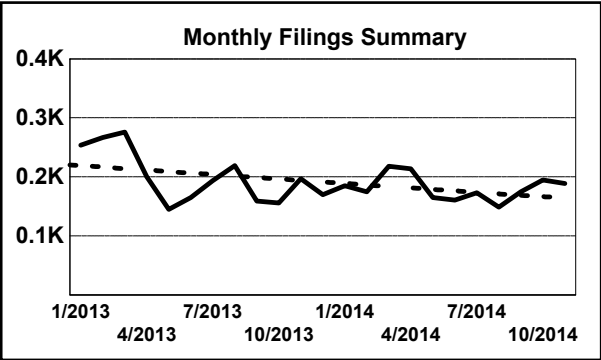
2014 AVG Month: 182

Jan-Nov 2013: 2,232

Jan-Nov 2014: 1,999

Filings Trending: Downward ▼

D
a
s
h
b
o
a
r
d

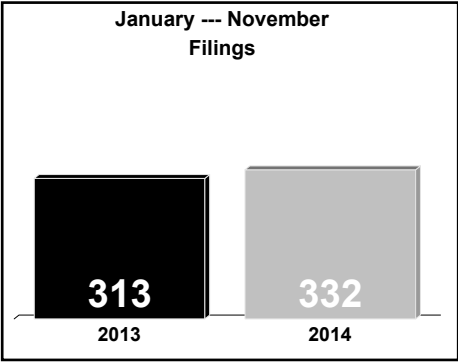
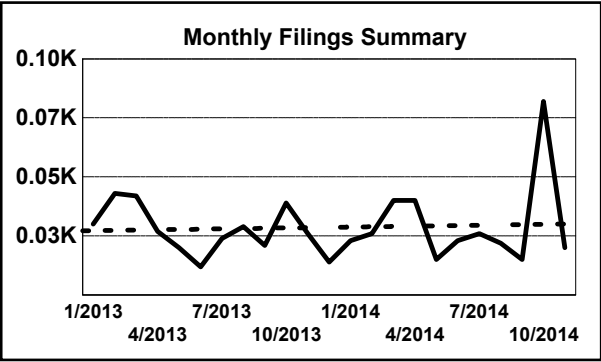


	Jan	Feb	Mar	Apr	May	Jun	Jul	Aug	Sep	Oct	Nov	Dec	Thru Nov	% Change	Trending	Total
2013	254	267	276	200	145	165	194	219	159	156	197	170	2,232			2,402
2014	185	175	218	214	165	161	173	149	175	195	189	-	1,999	-10.4%	▼	1,999

		Jan	Feb	Mar	Apr	May	Jun	Jul	Aug	Sep	Oct	Nov	Dec	Thru Nov	% Change	Trending	Total
Administrative Law	2014	-	-	-	-	-	-	2	-	-	-	-	-	2			2
Contested Divorce	2013	1	4	3	3	2	5	6	6	3	6	5	5	44			49
	2014	2	5	2	3	2	3	8	2	3	5	2	-	37	-15.9%	▼	37
Domestic and Family - Level 1	2013	3	1	-	4	2	-	7	2	9	1	4	-	33			33
	2014	-	2	-	6	1	4	8	2	2	10	20	-	55	66.7%	▲	55
Domestic and Family - Level 2	2013	2	2	2	2	3	2	1	3	1	4	-	3	22			25
	2014	1	-	-	-	4	1	1	2	1	-	6	-	16	-27.3%	▼	16
General Civil - Level 1	2013	-	-	-	-	-	-	-	1	-	-	-	-	1			1
	2014	-	-	-	-	-	-	-	-	-	-	1	-	1	0.0%	↔	1
General Civil - Level 2	2013	10	6	5	7	4	11	8	7	1	2	5	4	66			70
	2014	14	6	7	1	7	6	8	5	8	6	3	-	71	7.6%	▲	71
General Civil - Level 3	2013	10	2	3	30	4	3	9	4	1	4	2	1	72			73
	2014	-	3	10	15	2	1	3	2	2	-	1	-	39	-45.8%	▼	39
Miscellaneous	2013	169	177	152	96	67	62	65	81	64	69	70	82	1,072			1,154
	2014	80	78	91	89	49	53	48	48	62	71	48	-	717	-33.1%	▼	717
Misdemeanor	2013	3	15	18	12	5	13	12	23	15	11	21	12	148			160
	2014	16	21	21	21	7	20	26	9	14	19	26	-	200	35.1%	▲	200
Non-Capital Felonies and Related Matters	2013	32	40	68	23	31	39	65	46	42	28	65	25	479			504
	2014	35	23	48	36	66	36	41	34	49	41	41	-	450	-6.1%	▼	450
Other	2013	8	8	10	6	5	20	8	23	14	9	7	21	118			139
	2014	16	20	22	18	14	16	15	29	15	28	22	-	215	82.2%	▲	215
Other Criminally Related Matters	2013	3	3	3	3	10	2	4	6	3	4	5	5	46			51
	2014	8	3	4	10	7	5	1	5	4	5	6	-	58	26.1%	▲	58
Probates/Wills and Trusts - Level 1	2013	-	-	-	-	-	-	-	1	-	-	-	-	1			1
	2014	-	-	-	-	-	-	-	-	1	-	-	-	1	0.0%	↔	1
Probates/Wills and Trusts - Level 2	2013	-	-	-	-	-	2	-	-	-	3	4	-	9			9
	2014	-	1	-	-	-	5	1	-	-	2	-	-	9	0.0%	↔	9
Protective Orders	2013	2	-	-	-	-	-	-	2	2	2	1	-	9			9
	2014	-	1	-	1	-	1	-	-	-	-	-	-	3	-66.7%	▼	3
Uncontested Divorce	2013	11	9	12	14	12	6	9	14	4	13	8	12	112			124
	2014	13	12	13	14	6	10	11	11	14	8	13	-	125	11.6%	▲	125

Type of Court: Circuit
Locale/Circuit: King & Queen 9
Start/End Date: Jan-13 / Nov-14
Type of Case: Filings
AVG. Month: 29
2013 AVG Month: 27
2014 AVG Month: 30
Jan-Nov 2013: 313
Jan-Nov 2014: 332
Filings Trending: Upward ▲

D
a
s
h
b
o
a
r
d



	Jan	Feb	Mar	Apr	May	Jun	Jul	Aug	Sep	Oct	Nov	Dec	Thru Nov	% Change	Trending	Total
2013	30	43	42	27	20	12	24	29	21	39	26	14	313			327
2014	23	26	40	40	15	23	26	22	15	82	20	-	332	6.1%	▲	332

		Jan	Feb	Mar	Apr	May	Jun	Jul	Aug	Sep	Oct	Nov	Dec	Thru Nov	% Change	Trending	Total
Administrative Law	2014	-	-	1	-	-	-	-	-	-	-	-	-	1			1
Contested Divorce	2013	-	-	-	1	1	-	2	-	-	1	1	-	6			6
	2014	2	1	-	-	-	-	1	-	-	-	1	-	5	-16.7%	▼	5
Domestic and Family - Level 1	2013	-	1	-	-	-	-	-	-	-	-	-	-	1			1
	2014	-	-	-	1	-	-	-	-	-	-	-	-	1	0.0%	↔	1
Domestic and Family - Level 2	2013	-	-	2	-	1	-	-	-	-	-	-	-	3			3
	2014	-	-	-	-	-	-	1	-	-	1	-	-	2	-33.3%	▼	2
General Civil - Level 2	2013	1	-	3	-	-	1	-	1	-	-	1	1	7			8
	2014	-	1	1	-	3	2	3	-	-	-	2	-	12	71.4%	▲	12
General Civil - Level 3	2013	-	-	-	-	-	-	-	2	-	5	-	-	7			7
	2014	2	3	1	2	-	2	1	-	-	-	-	-	11	57.1%	▲	11
Miscellaneous	2013	18	25	24	15	15	7	13	7	15	24	11	5	174			179
	2014	12	12	14	16	7	8	13	14	5	14	12	-	127	-27.0%	▼	127
Misdemeanor	2013	1	1	2	4	-	-	1	3	1	2	3	1	18			19
	2014	-	2	1	2	-	2	1	1	-	2	2	-	13	-27.8%	▼	13
Non-Capital Felonies and Related Matters	2013	1	10	7	6	1	4	6	10	3	5	7	5	60			65
	2014	4	4	18	11	1	7	-	2	10	61	3	-	121	101.7%	▲	121
Other	2014	-	-	-	-	-	1	-	-	-	-	-	-	1			1
Other Criminally Related Matters	2013	6	4	1	-	1	-	2	4	-	2	1	-	21			21
	2014	2	2	2	3	1	1	5	3	-	3	-	-	22	4.8%	▲	22
Probates/Wills and Trusts - Level 1	2013	-	1	-	-	-	-	-	-	-	-	-	-	1			1
	2014	-	-	-	-	-	-	1	-	-	-	-	-	1	0.0%	↔	1
Probates/Wills and Trusts - Level 2	2013	1	-	1	-	-	-	-	-	-	-	-	2	2			4
	2014	1	1	-	2	-	-	-	1	-	-	-	-	5	150.0%	▲	5
Protective Orders	2013	-	-	-	-	-	-	-	1	-	-	2	-	3			3
Uncontested Divorce	2013	2	1	2	1	1	-	-	1	2	-	-	-	10			10
	2014	-	-	2	3	3	-	-	1	-	1	-	-	10	0.0%	↔	10

Type of Court: Circuit

Locale/Circuit: King William 9

Start/End Date: Jan-13 / Nov-14

Type of Case: Filings

AVG. Month: 64

2013 AVG Month: 65

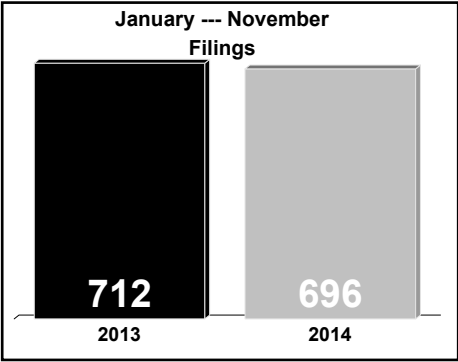
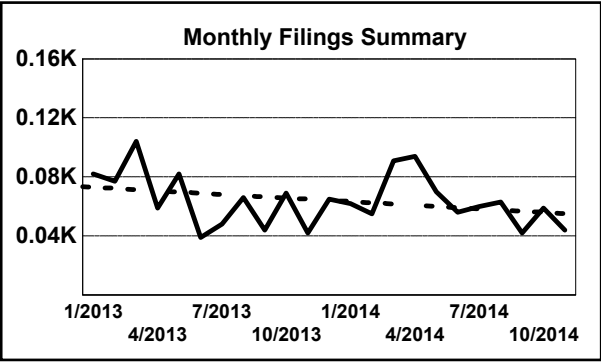
2014 AVG Month: 63

Jan-Nov 2013: 712

Jan-Nov 2014: 696

Filings Trending: Steady ↔

D
a
s
h
b
o
a
r
d



	Jan	Feb	Mar	Apr	May	Jun	Jul	Aug	Sep	Oct	Nov	Dec	Thru Nov	% Change	Trending	Total
2013	82	77	104	59	82	39	48	66	44	69	42	65	712			777
2014	62	55	91	94	70	56	60	63	42	59	44	-	696	-2.2%	▼	696

		Jan	Feb	Mar	Apr	May	Jun	Jul	Aug	Sep	Oct	Nov	Dec	Thru Nov	% Change	Trending	Total
Administrative Law	2014	-	1	-	-	-	-	-	-	1	-	-	-	2			2
Contested Divorce	2013	-	-	-	-	1	-	-	-	-	3	1	-	5			5
	2014	-	-	1	-	2	1	-	-	-	-	-	-	4	-20.0%	▼	4
Domestic and Family - Level 1	2013	1	-	1	3	3	-	1	2	-	-	-	1	11			12
	2014	-	-	-	10	-	-	1	2	2	1	1	-	17	54.5%	▲	17
Domestic and Family - Level 2	2013	-	-	1	-	-	-	-	-	1	-	1	1	3			4
	2014	-	-	-	2	-	1	-	1	-	-	-	-	4	33.3%	▲	4
General Civil - Level 1	2013	-	-	1	-	-	2	1	-	-	-	-	-	4			4
	2014	-	-	-	-	-	1	-	-	-	1	1	-	3	-25.0%	▼	3
General Civil - Level 2	2013	1	3	-	3	5	3	4	3	3	1	1	2	27			29
	2014	1	4	2	2	3	8	4	3	1	2	5	-	35	29.6%	▲	35
General Civil - Level 3	2013	-	1	4	3	3	2	-	2	1	3	-	3	19			22
	2014	1	4	-	-	-	7	3	1	4	1	-	-	21	10.5%	▲	21
Miscellaneous	2013	66	55	49	39	33	18	20	30	35	26	23	22	394			416
	2014	41	37	44	36	26	29	21	23	26	24	25	-	332	-15.7%	▼	332
Misdemeanor	2013	2	2	5	3	14	2	11	8	2	7	1	4	57			61
	2014	2	3	4	4	7	-	6	2	2	2	4	-	36	-36.8%	▼	36
Non-Capital Felonies and Related Matters	2013	3	12	36	4	22	9	9	16	1	22	15	15	149			164
	2014	13	2	38	35	25	5	20	21	4	22	8	-	193	29.5%	▲	193
Other	2013	-	-	1	-	-	1	-	-	-	-	-	1	2			3
	2014	-	1	-	-	1	2	2	2	-	3	-	-	11	450.0%	▲	11
Other Criminally Related Matters	2013	4	3	3	2	-	1	1	3	-	2	-	10	19			29
	2014	2	1	1	2	2	1	2	6	1	2	-	-	20	5.3%	▲	20
Probates/Wills and Trusts - Level 2	2013	2	1	-	2	-	1	1	1	1	-	-	2	9			11
	2014	-	-	1	-	-	-	1	-	1	-	-	-	3	-66.7%	▼	3
Protective Orders	2013	-	-	-	-	-	-	-	1	-	-	-	-	1			1
	2014	-	-	-	1	-	-	-	-	-	-	-	-	1	0.0%	↔	1
Uncontested Divorce	2013	3	-	3	-	1	-	-	-	-	5	-	4	12			16
	2014	2	2	-	2	4	1	-	2	-	1	-	-	14	16.7%	▲	14

Type of Court: Circuit

Locale/Circuit: Mathews 9

Start/End Date: Jan-13 / Nov-14

Type of Case: Filings

AVG. Month: 37

2013 AVG Month: 37

2014 AVG Month: 37

Jan-Nov 2013: 422

Jan-Nov 2014: 403

Filings Trending: Downward ▼

D

a

s

h

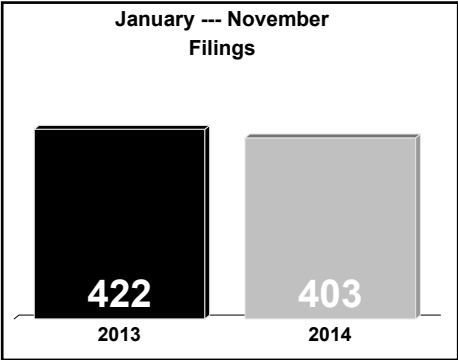
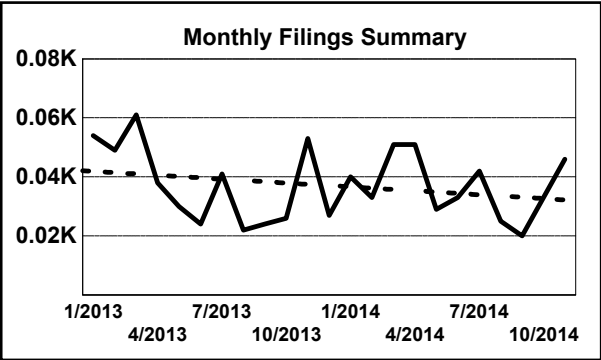
b

o

a

r

d



	Jan	Feb	Mar	Apr	May	Jun	Jul	Aug	Sep	Oct	Nov	Dec	Thru Nov	% Change	Trending	Total
2013	54	49	61	38	30	24	41	22	24	26	53	27	422			449
2014	40	33	51	51	29	33	42	25	20	33	46	-	403	-4.5%	▼	403

		Jan	Feb	Mar	Apr	May	Jun	Jul	Aug	Sep	Oct	Nov	Dec	Thru Nov	% Change	Trending	Total
Administrative Law	2013	-	-	1	-	-	-	-	-	-	1	-	-	2			2
	2014	-	-	-	-	-	1	-	-	-	-	-	-	1	-50.0%	▼	1
Contested Divorce	2013	1	1	1	-	-	2	-	-	-	1	-	-	6			6
	2014	-	2	1	1	1	1	1	1	1	1	-	-	10	66.7%	▲	10
Domestic and Family - Level 1	2013	-	2	-	1	-	-	-	-	2	2	-	-	7			7
	2014	-	-	-	2	1	-	3	-	1	-	1	-	8	14.3%	▲	8
Domestic and Family - Level 2	2013	-	-	-	1	-	-	-	-	-	-	-	-	1			1
	2014	-	-	1	-	-	-	-	-	-	-	1	-	2	100.0%	▲	2
General Civil - Level 1	2013	-	-	-	-	-	-	-	1	-	-	-	-	1			1
	2014	-	-	1	-	-	-	-	-	-	-	-	-	1	0.0%	↔	1
General Civil - Level 2	2013	-	1	2	-	2	-	2	2	1	2	-	-	12			12
	2014	3	-	-	5	1	2	1	3	-	3	2	-	20	66.7%	▲	20
General Civil - Level 3	2013	-	-	-	1	1	-	-	3	4	-	-	-	9			9
	2014	1	-	1	-	1	3	-	2	-	2	1	-	11	22.2%	▲	11
Miscellaneous	2013	24	36	41	19	20	17	19	13	14	12	21	8	236			244
	2014	32	22	19	26	16	12	11	12	11	24	11	-	196	-16.9%	▼	196
Misdemeanor	2013	1	1	3	2	-	1	2	-	1	1	-	1	12			13
	2014	-	3	1	3	3	7	4	1	-	-	5	-	27	125.0%	▲	27
Non-Capital Felonies and Related Matters	2013	23	5	5	10	3	2	12	1	2	4	27	14	94			108
	2014	1	2	25	9	-	2	19	-	-	-	24	-	82	-12.8%	▼	82
Other	2013	3	-	4	-	1	-	1	1	-	1	-	-	11			11
	2014	-	-	-	2	2	2	1	2	3	2	-	-	14	27.3%	▲	14
Other Criminally Related Matters	2013	-	-	-	1	-	1	-	-	-	1	-	1	3			4
	2014	-	1	-	1	1	1	-	-	3	1	-	-	8	166.7%	▲	8
Probates/Wills and Trusts - Level 2	2013	-	1	-	-	-	-	-	-	-	-	3	-	4			4
	2014	-	1	-	-	-	1	-	-	-	-	1	-	3	-25.0%	▼	3
Protective Orders	2013	-	-	-	-	-	-	1	-	-	-	-	-	1			1
	2014	2	-	-	-	1	-	1	-	-	-	-	-	4	300.0%	▲	4
Uncontested Divorce	2013	2	2	4	3	3	1	4	1	-	1	2	3	23			26
	2014	1	2	2	2	2	1	1	4	1	-	-	-	16	-30.4%	▼	16

Type of Court: Circuit

Locale/Circuit: Middlesex 9

Start/End Date: Jan-13 / Nov-14

Type of Case: Filings

AVG. Month: 56

2013 AVG Month: 62

2014 AVG Month: 49

Jan-Nov 2013: 713

Jan-Nov 2014: 543

Filings Trending: Downward ▼

D

a

s

h

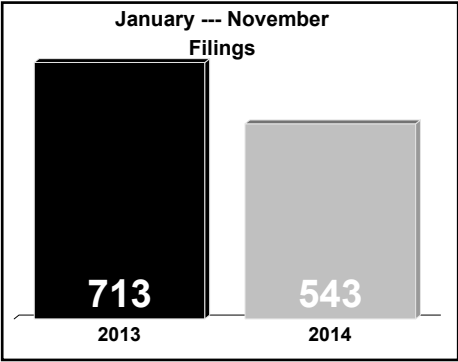
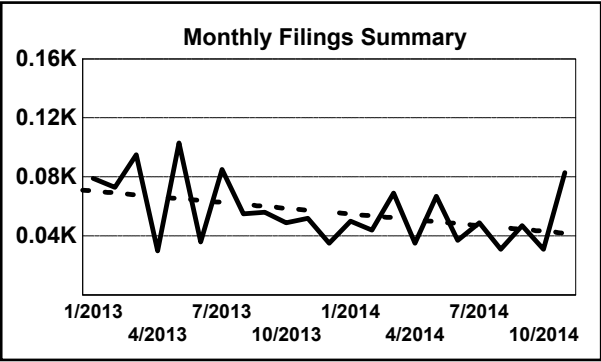
b

o

a

r

d



	Jan	Feb	Mar	Apr	May	Jun	Jul	Aug	Sep	Oct	Nov	Dec	Thru Nov	% Change	Trending	Total
2013	79	73	95	30	103	36	85	55	56	49	52	35	713			748
2014	50	44	69	35	67	37	49	31	47	31	83	-	543	-23.8%	▼	543

		Jan	Feb	Mar	Apr	May	Jun	Jul	Aug	Sep	Oct	Nov	Dec	Thru Nov	% Change	Trending	Total
Contested Divorce	2013	1	1	-	1	1	-	-	1	2	1	1	-	9			9
	2014	-	-	-	1	2	-	1	1	-	-	2	-	7	-22.2%	▼	7
Domestic and Family - Level 1	2013	2	-	1	1	2	-	1	-	-	-	5	-	12			12
	2014	-	4	2	1	-	-	1	-	-	-	-	-	8	-33.3%	▼	8
Domestic and Family - Level 2	2013	-	-	-	-	-	1	-	-	-	1	-	-	2			2
	2014	-	-	-	-	-	-	-	2	-	-	-	-	2	0.0%	↔	2
General Civil - Level 1	2013	-	-	1	-	-	-	-	-	-	-	-	-	1			1
	2014	-	-	-	-	-	-	-	1	-	-	-	-	1	0.0%	↔	1
General Civil - Level 2	2013	7	1	1	2	2	3	6	2	3	1	3	1	31			32
	2014	1	-	1	3	1	-	-	3	1	1	2	-	13	-58.1%	▼	13
General Civil - Level 3	2013	3	1	2	-	2	-	10	1	-	2	1	-	22			22
	2014	3	1	1	1	1	-	1	-	-	-	1	-	9	-59.1%	▼	9
Miscellaneous	2013	41	59	34	19	16	24	20	28	14	18	24	22	297			319
	2014	33	26	21	17	18	14	13	10	11	11	14	-	188	-36.7%	▼	188
Misdemeanor	2013	8	1	11	1	7	2	15	1	8	6	2	2	62			64
	2014	3	4	14	2	11	7	7	3	8	2	20	-	81	30.6%	▲	81
Non-Capital Felonies and Related Matters	2013	14	6	39	6	73	5	30	17	26	14	10	5	240			245
	2014	7	6	27	5	22	12	21	5	21	13	37	-	176	-26.7%	▼	176
Other	2013	-	1	-	-	-	-	-	2	1	6	-	-	10			10
	2014	1	-	1	1	5	2	1	2	1	1	1	-	16	60.0%	▲	16
Other Criminally Related Matters	2013	1	-	-	-	-	-	1	-	-	-	2	2	4			6
	2014	1	-	1	1	3	1	-	1	1	1	3	-	13	225.0%	▲	13
Probates/Wills and Trusts - Level 2	2013	-	-	-	-	-	1	-	-	-	-	-	-	1			1
	2014	-	-	-	-	-	-	-	-	-	1	2	-	3	200.0%	▲	3
Uncontested Divorce	2013	2	3	6	-	-	-	2	3	2	-	4	3	22			25
	2014	1	3	1	3	4	1	4	3	4	1	1	-	26	18.2%	▲	26

Type of Court: Circuit

Locale/Circuit: New Kent 9

Start/End Date: Jan-13 / Nov-14

Type of Case: Filings

AVG. Month: 117

2013 AVG Month: 116

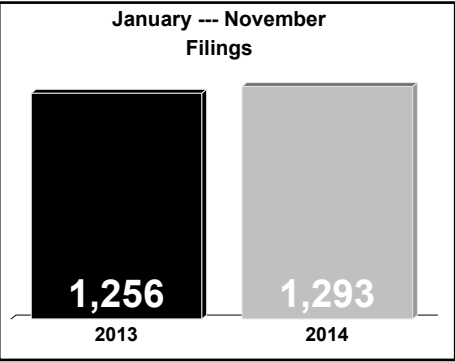
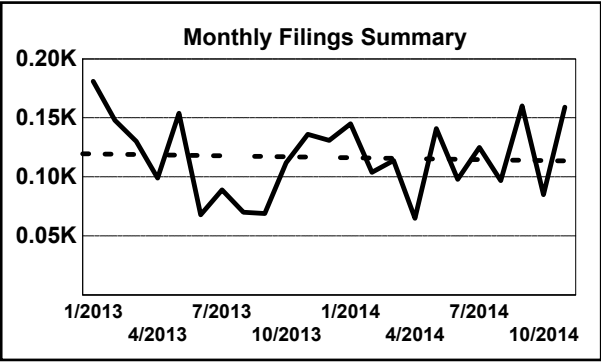
2014 AVG Month: 118

Jan-Nov 2013: 1,256

Jan-Nov 2014: 1,293

Filings Trending: Upward ▲

D
a
s
h
b
o
a
r
d



	Jan	Feb	Mar	Apr	May	Jun	Jul	Aug	Sep	Oct	Nov	Dec	Thru Nov	% Change	Trending	Total
2013	181	148	130	99	154	68	89	70	69	112	136	131	1,256			1,387
2014	145	104	114	65	141	98	125	97	160	85	159	-	1,293	2.9%	▲	1,293

		Jan	Feb	Mar	Apr	May	Jun	Jul	Aug	Sep	Oct	Nov	Dec	Thru Nov	% Change	Trending	Total
Administrative Law	2014	-	-	-	-	-	-	-	-	1	1	-	-	2			2
Contested Divorce	2013	-	-	1	3	1	-	-	-	-	2	1	1	8			9
	2014	1	1	2	3	1	-	4	2	4	4	2	-	24	200.0%	▲	24
Domestic and Family - Level 1	2013	-	5	-	-	1	-	2	6	3	2	-	1	19			20
	2014	-	1	-	2	3	-	1	-	1	-	1	-	9	-52.6%	▼	9
Domestic and Family - Level 2	2013	1	1	-	-	-	-	1	-	1	-	-	-	4			4
	2014	-	-	-	1	1	1	1	-	1	-	2	-	7	75.0%	▲	7
General Civil - Level 1	2013	-	1	-	-	2	1	-	-	-	-	-	-	4			4
General Civil - Level 2	2013	6	3	2	5	8	2	9	3	2	3	2	2	45			47
	2014	-	2	7	1	7	1	4	5	5	2	2	-	36	-20.0%	▼	36
General Civil - Level 3	2013	1	2	2	-	1	-	-	1	1	-	-	2	8			10
	2014	2	-	-	2	-	-	-	-	-	1	-	-	5	-37.5%	▼	5
Miscellaneous	2013	87	78	67	46	39	31	25	32	26	55	48	56	534			590
	2014	73	65	54	41	36	47	31	35	31	36	40	-	489	-8.4%	▼	489
Misdemeanor	2013	11	12	19	20	11	5	10	2	6	18	21	13	135			148
	2014	3	9	10	2	13	12	19	22	41	16	43	-	190	40.7%	▲	190
Non-Capital Felonies and Related Matters	2013	60	18	18	9	63	11	20	10	14	18	16	23	257			280
	2014	19	8	28	4	59	22	44	13	64	11	56	-	328	27.6%	▲	328
Other	2013	6	19	13	7	22	10	7	4	8	5	43	27	144			171
	2014	41	12	11	6	15	9	7	10	3	11	3	-	128	-11.1%	▼	128
Other Criminally Related Matters	2013	4	7	2	7	2	4	12	3	1	5	2	5	49			54
	2014	1	3	-	-	3	3	10	5	2	1	6	-	34	-30.6%	▼	34
Probates/Wills and Trusts - Level 2	2013	1	-	-	-	-	-	1	1	-	-	1	-	4			4
	2014	1	-	-	-	-	-	1	-	-	-	-	-	2	-50.0%	▼	2
Protective Orders	2013	-	-	-	-	-	-	-	1	-	-	-	-	1			1
Uncontested Divorce	2013	4	2	6	2	4	4	2	7	7	4	2	1	44			45
	2014	4	3	2	3	3	3	3	5	7	2	4	-	39	-11.4%	▼	39

Type of Court: Circuit

Locale/Circuit: York 9

Start/End Date: Jan-13 / Nov-14

Type of Case: Filings

AVG. Month: 279

2013 AVG Month: 293

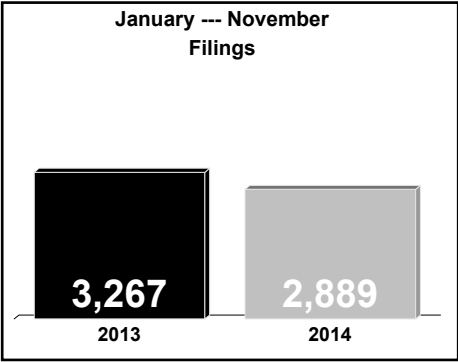
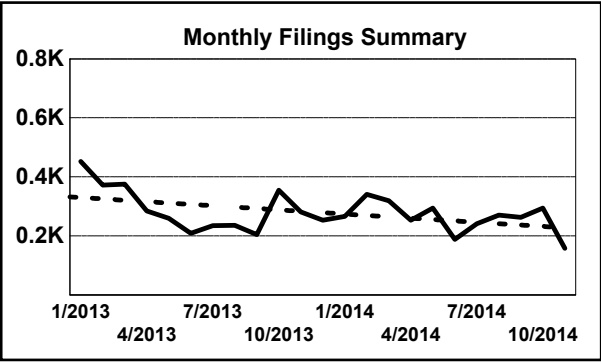
2014 AVG Month: 263

Jan-Nov 2013: 3,267

Jan-Nov 2014: 2,889

Filings Trending: Downward ▼

D
a
s
h
b
o
a
r
d



	Jan	Feb	Mar	Apr	May	Jun	Jul	Aug	Sep	Oct	Nov	Dec	Thru Nov	% Change	Trending	Total
2013	452	372	376	285	260	209	235	236	205	355	282	253	3,267			3,520
2014	266	341	319	253	295	188	241	271	263	294	158	-	2,889	-11.6%	▼	2,889

		Jan	Feb	Mar	Apr	May	Jun	Jul	Aug	Sep	Oct	Nov	Dec	Thru Nov	% Change	Trending	Total
Administrative Law	2013	-	-	-	1	-	-	-	1	1	1	-	-	4			4
Contested Divorce	2013	5	5	4	9	11	6	1	6	2	6	5	3	60			63
	2014	5	7	17	5	7	4	8	6	12	4	8	-	83	38.3%	▲	83
Domestic and Family - Level 1	2013	1	3	5	-	2	4	6	2	5	-	1	1	29			30
	2014	-	2	3	3	2	2	3	5	-	6	-	-	26	-10.3%	▼	26
Domestic and Family - Level 2	2013	7	2	4	4	1	1	2	-	4	3	5	1	33			34
	2014	3	8	6	12	7	13	7	4	10	15	9	-	94	184.8%	▲	94
General Civil - Level 1	2013	-	-	-	-	-	-	1	-	1	1	-	-	3			3
	2014	2	-	-	-	-	-	1	-	-	-	-	-	3	0.0%	↔	3
General Civil - Level 2	2013	4	9	18	21	7	18	9	12	14	17	11	14	140			154
	2014	10	7	12	13	8	9	10	15	11	8	4	-	107	-23.6%	▼	107
General Civil - Level 3	2013	4	5	4	4	7	7	8	3	5	4	2	4	53			57
	2014	5	5	1	4	6	1	2	-	2	4	3	-	33	-37.7%	▼	33
Miscellaneous	2013	293	235	215	173	138	94	108	132	84	148	117	130	1,737			1,867
	2014	149	149	133	109	94	84	97	104	98	138	74	-	1,229	-29.2%	▼	1,229
Misdemeanor	2013	39	26	25	14	13	24	14	17	11	15	24	14	222			236
	2014	17	14	28	17	61	11	33	31	27	16	14	-	269	21.2%	▲	269
Non-Capital Felonies and Related Matters	2013	79	63	74	38	50	29	61	41	40	123	87	50	685			735
	2014	44	125	79	67	88	47	63	74	74	64	27	-	752	9.8%	▲	752
Other	2013	-	-	-	1	1	1	-	-	2	2	-	-	7			7
	2014	1	1	-	1	1	2	-	5	5	4	3	-	23	228.6%	▲	23
Other Criminally Related Matters	2013	4	6	7	5	5	11	6	9	10	15	9	19	87			106
	2014	10	6	14	9	6	3	4	4	12	13	4	-	85	-2.3%	▼	85
Probates/Wills and Trusts	2014	-	-	-	-	-	-	-	1	-	-	-	-	1			1
Probates/Wills and Trusts - Level 2	2013	4	4	5	1	2	1	4	1	3	3	2	1	30			31
	2014	2	-	3	2	4	1	-	2	1	1	1	-	17	-43.3%	▼	17
Protective Orders	2013	-	-	-	-	2	2	-	-	-	2	-	-	6			6
	2014	2	-	1	1	1	1	-	1	-	3	-	-	10	66.7%	▲	10
Uncontested Divorce	2013	12	14	15	14	21	11	15	12	23	15	19	16	171			187
	2014	16	17	22	10	10	10	13	19	11	18	11	-	157	-8.2%	▼	157

Type of Court: Circuit

Locale/Circuit: Williamsburg 9

Start/End Date: Jan-13 / Nov-14

Type of Case: Filings

AVG. Month: 309

2013 AVG Month: 313

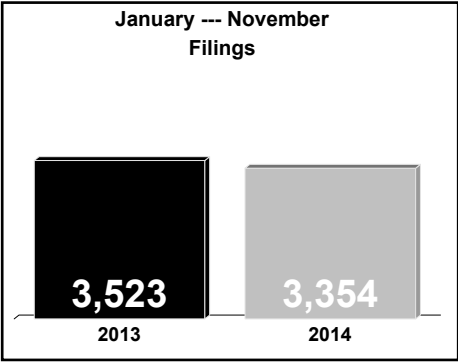
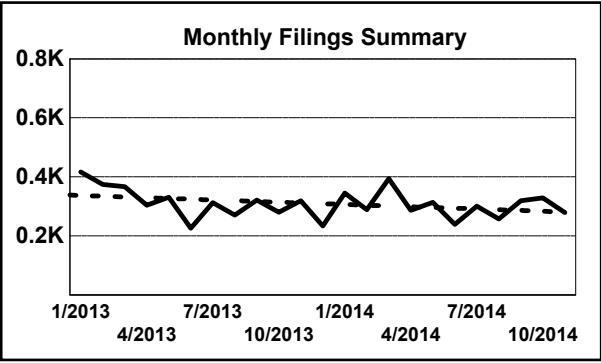
2014 AVG Month: 305

Jan-Nov 2013: 3,523

Jan-Nov 2014: 3,354

Filings Trending: Downward ▼

D
a
s
h
b
o
a
r
d



	Jan	Feb	Mar	Apr	May	Jun	Jul	Aug	Sep	Oct	Nov	Dec	Thru Nov	% Change	Trending	Total
2013	417	374	367	304	331	226	313	271	321	280	319	234	3,523			3,757
2014	345	289	394	287	314	239	301	258	319	329	279	-	3,354	-4.8%	▼	3,354

		Jan	Feb	Mar	Apr	May	Jun	Jul	Aug	Sep	Oct	Nov	Dec	Thru Nov	% Change	Trending	Total
Administrative Law	2013	-	-	3	-	-	-	-	-	2	-	-	-	5			5
	2014	-	-	-	-	1	2	-	1	1	-	1	-	6	20.0%	▲	6
Capital Murder	2014	3	-	-	-	-	-	-	-	-	-	-	-	3			3
Contested Divorce	2013	4	10	9	5	8	9	5	3	5	1	8	5	67			72
	2014	6	2	6	9	4	6	5	7	9	4	10	-	68	1.5%	▲	68
Domestic and Family - Level 1	2013	2	2	9	-	6	2	2	4	1	1	7	1	36			37
	2014	-	4	3	5	5	1	-	9	7	4	5	-	43	19.4%	▲	43
Domestic and Family - Level 2	2013	-	5	3	5	1	2	3	-	4	1	1	1	25			26
	2014	3	5	1	1	4	5	4	3	1	2	1	-	30	20.0%	▲	30
General Civil - Level 1	2013	-	1	-	-	-	3	1	2	-	1	1	-	9			9
	2014	2	-	1	2	-	3	-	-	1	1	-	-	10	11.1%	▲	10
General Civil - Level 2	2013	15	17	6	8	11	6	10	12	13	13	13	12	124			136
	2014	6	7	6	4	12	9	11	6	9	14	6	-	90	-27.4%	▼	90
General Civil - Level 3	2013	7	7	4	6	15	9	10	15	12	1	8	8	94			102
	2014	9	-	16	5	11	4	7	3	-	3	-	-	58	-38.3%	▼	58
Miscellaneous	2013	224	204	157	140	124	70	122	98	103	95	87	116	1,424			1,540
	2014	154	140	123	121	102	90	80	101	106	142	78	-	1,237	-13.1%	▼	1,237
Misdemeanor	2013	48	38	58	58	57	27	30	35	46	46	54	27	497			524
	2014	34	36	47	25	39	27	47	29	52	32	59	-	427	-14.1%	▼	427
Non-Capital Felonies and Related Matters	2013	62	32	78	41	42	45	63	46	78	66	87	26	640			666
	2014	62	46	123	58	79	46	80	42	73	43	57	-	709	10.8%	▲	709
Other	2013	20	18	10	16	27	14	32	29	23	19	23	14	231			245
	2014	25	19	34	26	27	23	33	31	30	49	36	-	333	44.2%	▲	333
Other Criminally Related Matters	2013	8	16	12	10	11	11	16	8	13	14	11	8	130			138
	2014	13	12	17	14	11	8	13	13	13	15	8	-	137	5.4%	▲	137
Probates/Wills and Trusts - Level 1	2013	-	1	-	-	1	2	-	-	1	-	-	-	5			5
	2014	-	-	-	-	1	1	-	-	-	-	1	-	3	-40.0%	▼	3
Probates/Wills and Trusts - Level 2	2013	2	4	-	2	6	2	2	4	3	6	1	2	32			34
	2014	2	2	2	2	2	2	4	3	2	3	4	-	28	-12.5%	▼	28
Uncontested Divorce	2013	25	19	18	13	22	24	17	15	17	16	18	14	204			218
	2014	26	16	15	15	16	12	17	10	15	17	13	-	172	-15.7%	▼	172

Type of Court: Circuit

Locale/Circuit: Appomattox 10

Start/End Date: Jan-13 / Nov-14

Type of Case: Filings

AVG. Month: 70

2013 AVG Month: 66

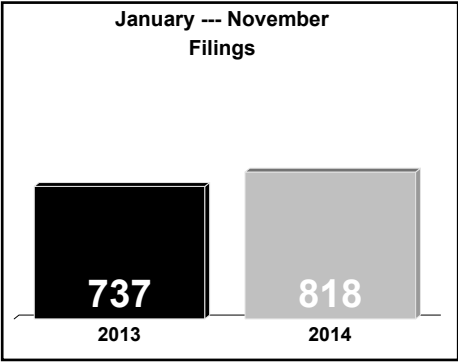
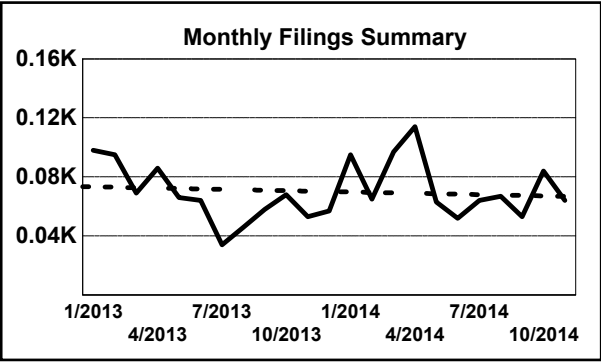
2014 AVG Month: 74

Jan-Nov 2013: 737

Jan-Nov 2014: 818

Filings Trending: Upward ▲

D
a
s
h
b
o
a
r
d



	Jan	Feb	Mar	Apr	May	Jun	Jul	Aug	Sep	Oct	Nov	Dec	Thru Nov	% Change	Trending	Total
2013	98	95	69	86	66	64	34	46	58	68	53	57	737			794
2014	95	65	97	114	63	52	64	67	53	84	64	-	818	11.0%	▲	818

		Jan	Feb	Mar	Apr	May	Jun	Jul	Aug	Sep	Oct	Nov	Dec	Thru Nov	% Change	Trending	Total
Administrative Law	2013	-	-	-	-	-	-	-	-	1	-	-	-	1			1
Contested Divorce	2013	-	-	2	-	1	3	1	-	1	2	-	1	10			11
	2014	3	1	1	2	2	1	-	2	1	1	4	-	18	80.0%	▲	18
Domestic and Family - Level 1	2013	-	-	-	-	6	1	-	5	1	4	5	-	22			22
	2014	-	4	6	3	1	6	4	1	-	2	-	-	27	22.7%	▲	27
Domestic and Family - Level 2	2013	-	1	-	-	1	-	-	-	1	-	-	1	3			4
	2014	-	-	1	-	2	1	-	1	-	-	1	-	6	100.0%	▲	6
General Civil - Level 1	2014	-	-	1	-	-	-	-	-	-	-	-	-	1			1
General Civil - Level 2	2013	2	5	2	3	5	1	2	1	2	1	2	1	26			27
	2014	2	3	2	1	1	-	1	1	3	-	-	-	14	-46.2%	▼	14
General Civil - Level 3	2013	-	-	-	-	1	-	-	-	-	1	1	2	3			5
	2014	1	-	2	2	1	-	3	3	1	-	-	-	13	333.3%	▲	13
Miscellaneous	2013	58	72	44	42	20	26	17	19	39	37	34	42	408			450
	2014	49	38	38	51	23	27	19	35	27	33	21	-	361	-11.5%	▼	361
Misdemeanor	2013	1	1	3	7	4	2	3	1	-	4	-	-	26			26
	2014	-	4	4	8	5	3	-	2	4	2	2	-	34	30.8%	▲	34
Non-Capital Felonies and Related Matters	2013	32	14	11	29	24	27	8	15	11	17	4	4	192			196
	2014	33	10	38	35	18	8	30	17	16	39	32	-	276	43.8%	▲	276
Other	2013	-	-	1	1	-	3	-	-	-	1	-	3	6			9
	2014	1	3	1	4	1	-	-	2	-	2	1	-	15	150.0%	▲	15
Other Criminally Related Matters	2013	-	-	3	-	-	1	-	-	-	-	2	-	6			6
	2014	-	-	-	5	3	3	-	1	-	-	-	-	12	100.0%	▲	12
Probates/Wills and Trusts	2014	-	-	-	-	1	-	-	1	-	-	-	-	2			2
Probates/Wills and Trusts - Level 2	2013	1	-	-	-	-	-	1	-	-	-	-	2	2			4
	2014	2	-	1	-	-	1	1	1	-	-	-	-	6	200.0%	▲	6
Protective Orders	2013	-	-	-	-	1	-	-	-	-	-	-	-	1			1
Uncontested Divorce	2013	4	2	3	4	3	-	2	5	2	1	5	1	31			32
	2014	4	2	2	3	5	2	6	-	1	5	3	-	33	6.5%	▲	33

Type of Court: Circuit

Locale/Circuit: Buckingham 10

Start/End Date: Jan-13 / Nov-14

Type of Case: Filings

AVG. Month: 71

2013 AVG Month: 70

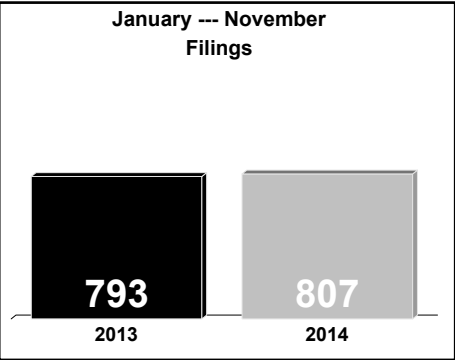
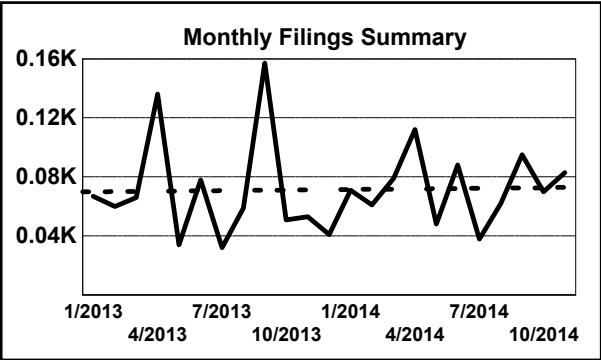
2014 AVG Month: 73

Jan-Nov 2013: 793

Jan-Nov 2014: 807

Filings Trending: Steady ↔

D
a
s
h
b
o
a
r
d



	Jan	Feb	Mar	Apr	May	Jun	Jul	Aug	Sep	Oct	Nov	Dec	Thru Nov	% Change	Trending	Total
2013	67	60	66	136	34	78	32	59	157	51	53	41	793			834
2014	71	61	79	112	48	88	38	62	95	70	83	-	807	1.8%	▲	807

		Jan	Feb	Mar	Apr	May	Jun	Jul	Aug	Sep	Oct	Nov	Dec	Thru Nov	% Change	Trending	Total
Contested Divorce	2013	3	-	4	1	2	-	-	-	-	4	-	-	14			14
	2014	-	1	3	1	-	1	3	-	1	-	-	-	10	-28.6%	▼	10
Domestic and Family - Level 1	2013	-	-	-	-	-	2	-	-	4	1	-	-	7			7
	2014	3	-	-	2	-	4	-	1	11	-	-	-	21	200.0%	▲	21
Domestic and Family - Level 2	2013	2	-	-	1	-	-	1	4	2	1	-	1	11			12
	2014	-	-	-	-	-	1	-	-	-	-	-	-	1	-90.9%	▼	1
General Civil - Level 1	2013	1	-	-	-	-	-	-	2	-	-	-	-	3			3
	2014	1	-	-	-	-	-	-	-	1	-	-	-	2	-33.3%	▼	2
General Civil - Level 2	2013	4	3	1	1	-	1	3	-	-	3	1	-	17			17
	2014	4	-	1	2	2	3	5	2	3	1	1	-	24	41.2%	▲	24
General Civil - Level 3	2013	-	3	4	1	1	1	1	2	3	1	2	-	19			19
	2014	-	1	-	-	1	1	-	-	3	1	1	-	8	-57.9%	▼	8
Miscellaneous	2013	36	38	30	33	13	19	14	25	22	21	17	21	268			289
	2014	27	23	38	30	17	18	20	19	26	23	22	-	263	-1.9%	▼	263
Misdemeanor	2013	2	5	3	9	-	16	-	4	11	2	8	1	60			61
	2014	1	7	6	7	-	2	-	12	-	10	7	-	52	-13.3%	▼	52
Non-Capital Felonies and Related Matters	2013	17	9	17	81	13	33	8	15	107	11	21	14	332			346
	2014	27	22	26	68	24	55	3	18	45	23	46	-	357	7.5%	▲	357
Other	2013	1	1	-	1	1	1	1	-	2	2	-	-	10			10
	2014	2	1	2	-	1	1	1	3	-	3	1	-	15	50.0%	▲	15
Other Criminally Related Matters	2013	-	-	-	2	-	-	-	1	2	-	1	-	6			6
	2014	-	3	-	1	-	-	-	1	-	4	1	-	10	66.7%	▲	10
Probates/Wills and Trusts - Level 1	2013	-	-	-	-	-	-	-	-	1	-	-	-	1			1
	2014	-	-	-	-	-	1	-	-	-	-	-	-	1	0.0%	↔	1
Probates/Wills and Trusts - Level 2	2013	-	-	1	-	-	-	-	-	-	-	1	-	2			2
	2014	-	-	-	-	1	-	2	-	-	1	-	-	4	100.0%	▲	4
Protective Orders	2014	-	-	-	-	-	-	-	1	-	-	-	-	1			1
Uncontested Divorce	2013	1	1	6	6	4	5	4	6	3	5	2	4	43			47
	2014	6	3	3	1	2	1	4	5	5	4	4	-	38	-11.6%	▼	38

Type of Court: Circuit

Locale/Circuit: Charlotte 10

Start/End Date: Jan-13 / Nov-14

Type of Case: Filings

AVG. Month: 49

2013 AVG Month: 56

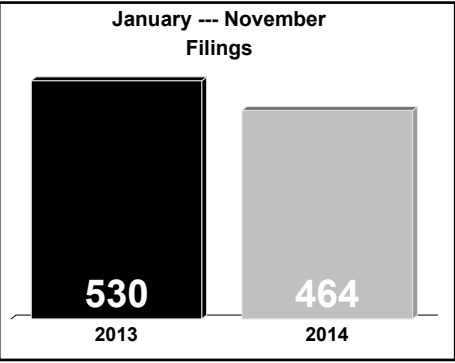
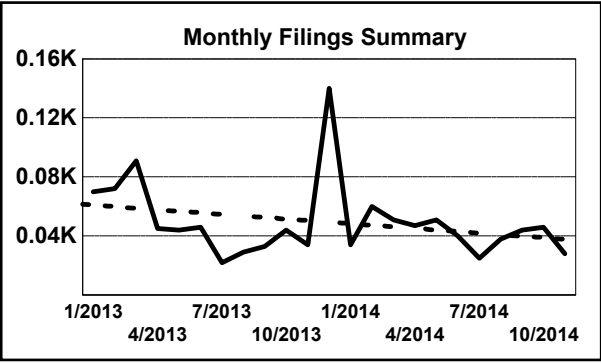
2014 AVG Month: 42

Jan-Nov 2013: 530

Jan-Nov 2014: 464

Filings Trending: Downward ▼

D
a
s
h
b
o
a
r
d



	Jan	Feb	Mar	Apr	May	Jun	Jul	Aug	Sep	Oct	Nov	Dec	Thru Nov	% Change	Trending	Total
2013	70	72	91	45	44	46	22	29	33	44	34	140	530			670
2014	34	60	51	47	51	40	25	38	44	46	28	-	464	-12.5%	▼	464

		Jan	Feb	Mar	Apr	May	Jun	Jul	Aug	Sep	Oct	Nov	Dec	Thru Nov	% Change	Trending	Total
Administrative Law	2013	-	-	-	-	-	-	-	-	-	1	-	-	1			1
Contested Divorce	2013	-	1	2	4	1	2	1	1	-	-	-	-	12			12
	2014	-	2	1	1	-	5	1	1	5	1	-	-	17	41.7%	▲	17
Domestic and Family - Level 1	2013	1	2	2	-	1	-	-	-	-	-	3	3	9			12
	2014	1	4	4	-	-	4	2	2	-	1	3	-	21	133.3%	▲	21
Domestic and Family - Level 2	2013	1	-	1	-	-	-	-	-	1	-	1	-	4			4
	2014	-	-	1	-	2	1	-	-	-	1	-	-	5	25.0%	▲	5
General Civil - Level 2	2013	2	1	2	1	2	1	-	-	1	3	1	-	14			14
	2014	-	1	2	-	1	-	-	1	-	-	2	-	7	-50.0%	▼	7
General Civil - Level 3	2013	7	2	3	1	-	-	1	-	-	-	1	-	15			15
	2014	1	2	-	5	2	-	-	-	7	-	-	-	17	13.3%	▲	17
Miscellaneous	2013	38	31	48	15	26	13	10	18	18	20	18	25	255			280
	2014	15	27	17	15	29	13	6	21	18	26	19	-	206	-19.2%	▼	206
Misdemeanor	2013	12	7	-	2	1	3	1	-	1	4	1	5	32			37
	2014	3	2	-	2	1	2	2	-	1	2	-	-	15	-53.1%	▼	15
Non-Capital Felonies and Related Matters	2013	4	22	29	17	10	24	4	6	7	12	5	106	140			246
	2014	10	17	24	19	15	12	9	10	9	12	2	-	139	-0.7%	▼	139
Other	2013	2	-	-	-	-	-	1	-	-	-	-	-	3			3
	2014	-	-	-	-	-	-	-	-	1	-	1	-	2	-33.3%	▼	2
Other Criminally Related Matters	2013	3	1	1	-	-	-	1	2	3	3	1	-	15			15
	2014	2	-	-	2	-	-	-	-	2	2	1	-	9	-40.0%	▼	9
Probates/Wills and Trusts	2013	-	-	-	1	-	-	-	-	-	-	-	-	1			1
Probates/Wills and Trusts - Level 2	2013	-	1	-	-	-	-	1	1	-	1	1	-	5			5
	2014	1	-	-	-	-	-	1	-	-	-	-	-	2	-60.0%	▼	2
Protective Orders	2013	-	1	-	-	1	-	2	-	-	-	-	1	4			5
	2014	1	1	-	-	-	-	-	1	-	-	-	-	3	-25.0%	▼	3
Uncontested Divorce	2013	-	3	3	4	2	3	-	1	2	-	2	-	20			20
	2014	-	4	2	3	1	3	4	2	1	1	-	-	21	5.0%	▲	21

Type of Court: Circuit

Locale/Circuit: Cumberland 10

Start/End Date: Jan-13 / Nov-14

Type of Case: Filings

AVG. Month: 45

2013 AVG Month: 47

2014 AVG Month: 44

Jan-Nov 2013: 529

Jan-Nov 2014: 483

Filings Trending: Downward ▼

D

a

s

h

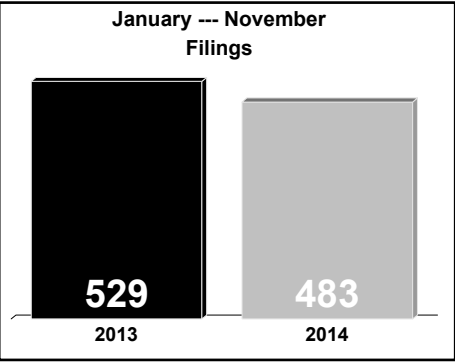
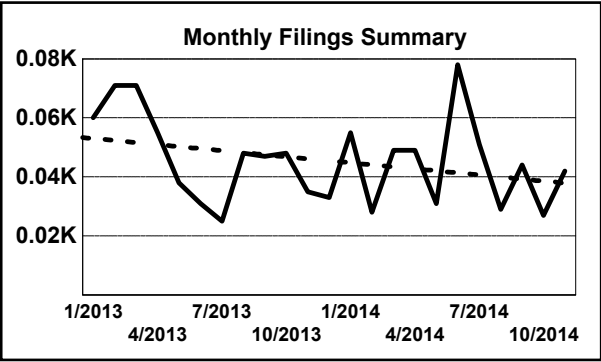
b

o

a

r

d



	Jan	Feb	Mar	Apr	May	Jun	Jul	Aug	Sep	Oct	Nov	Dec	Thru Nov	% Change	Trending	Total
2013	60	71	71	55	38	31	25	48	47	48	35	33	529			562
2014	55	28	49	49	31	78	51	29	44	27	42	-	483	-8.7%	▼	483

		Jan	Feb	Mar	Apr	May	Jun	Jul	Aug	Sep	Oct	Nov	Dec	Thru Nov	% Change	Trending	Total
Administrative Law	2014	-	-	-	-	-	-	-	-	-	-	1	-	1			1
Contested Divorce	2013	1	1	3	3	1	1	-	2	-	1	-	-	13			13
	2014	1	1	-	2	1	-	2	1	1	-	2	-	11	-15.4%	▼	11
Domestic and Family - Level 1	2013	2	-	3	-	-	-	1	-	-	3	-	4	9			13
	2014	-	-	-	1	1	-	1	-	2	1	-	-	6	-33.3%	▼	6
Domestic and Family - Level 2	2013	-	-	-	2	-	-	1	-	-	1	-	-	4			4
	2014	-	-	-	-	1	-	-	-	1	-	-	-	2	-50.0%	▼	2
General Civil - Level 1	2013	-	-	-	-	-	-	1	-	-	3	-	-	4			4
	2014	-	-	-	-	-	-	-	1	-	-	1	-	2	-50.0%	▼	2
General Civil - Level 2	2013	-	4	1	2	2	-	3	4	1	1	-	-	18			18
	2014	2	1	1	2	1	-	2	1	1	1	2	-	14	-22.2%	▼	14
General Civil - Level 3	2013	-	-	-	1	-	1	-	1	-	1	-	-	4			4
	2014	-	-	7	-	2	1	1	-	-	-	-	-	11	175.0%	▲	11
Miscellaneous	2013	36	30	19	23	19	10	13	21	24	16	19	21	230			251
	2014	21	15	22	21	14	19	8	16	15	18	14	-	183	-20.4%	▼	183
Misdemeanor	2013	7	2	2	1	3	3	-	7	2	7	4	5	38			43
	2014	7	1	2	4	1	10	1	1	2	1	5	-	35	-7.9%	▼	35
Non-Capital Felonies and Related Matters	2013	13	32	33	22	6	12	4	12	15	12	10	1	171			172
	2014	16	4	10	14	8	46	34	5	18	5	13	-	173	1.2%	▲	173
Other	2013	-	1	3	1	1	3	-	-	1	-	-	-	10			10
	2014	2	-	2	-	-	1	2	2	2	1	-	-	12	20.0%	▲	12
Other Criminally Related Matters	2013	-	-	-	-	-	-	-	-	-	2	2	-	4			4
	2014	-	4	1	-	1	-	-	-	-	-	1	-	7	75.0%	▲	7
Probates/Wills and Trusts - Level 2	2013	1	-	-	-	1	-	-	-	1	-	-	-	3			3
	2014	2	-	-	-	-	-	-	1	-	-	-	-	3	0.0%	↔	3
Protective Orders	2014	-	1	-	2	-	-	-	-	-	-	-	-	3			3
Uncontested Divorce	2013	-	1	7	-	5	1	2	1	3	1	-	2	21			23
	2014	4	1	4	3	1	1	-	1	2	-	3	-	20	-4.8%	▼	20

Type of Court: Circuit

Locale/Circuit: Halifax 10

Start/End Date: Jan-13 / Nov-14

Type of Case: Filings

AVG. Month: 200

2013 AVG Month: 207

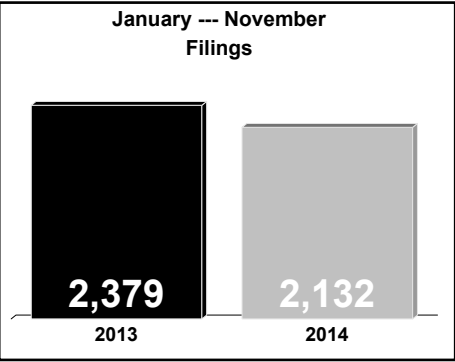
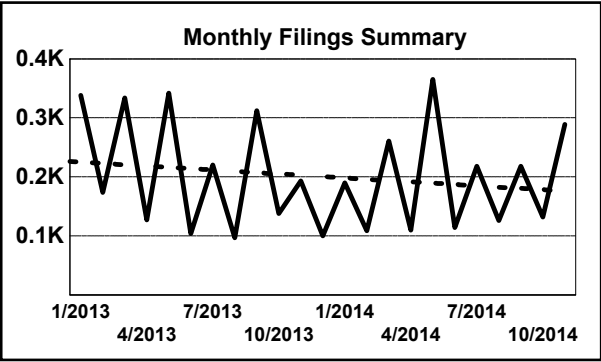
2014 AVG Month: 194

Jan-Nov 2013: 2,379

Jan-Nov 2014: 2,132

Filings Trending: Downward ▼

D
a
s
h
b
o
a
r
d



	Jan	Feb	Mar	Apr	May	Jun	Jul	Aug	Sep	Oct	Nov	Dec	Thru Nov	% Change	Trending	Total
2013	338	174	334	127	342	104	220	97	312	138	193	100	2,379			2,479
2014	190	109	261	110	365	114	218	126	218	132	289	-	2,132	-10.4%	▼	2,132

		Jan	Feb	Mar	Apr	May	Jun	Jul	Aug	Sep	Oct	Nov	Dec	Thru Nov	% Change	Trending	Total
Administrative Law	2013	1	-	-	-	-	-	-	-	-	-	-	-	1			1
	2014	-	-	-	-	-	-	1	-	-	-	-	-	1	0.0%	↔	1
Contested Divorce	2013	3	3	7	3	6	2	7	3	2	1	1	1	38			39
	2014	-	5	8	8	1	2	6	4	3	6	12	-	55	44.7%	▲	55
Domestic and Family - Level 1	2013	1	4	1	5	3	2	1	2	-	1	2	2	22			24
	2014	2	-	1	3	2	3	2	1	5	-	-	-	19	-13.6%	▼	19
Domestic and Family - Level 2	2013	1	1	4	1	1	-	1	4	1	2	1	2	17			19
	2014	1	1	1	1	-	-	2	-	1	-	1	-	8	-52.9%	▼	8
General Civil - Level 1	2013	-	-	-	1	-	1	1	1	-	-	1	-	5			5
	2014	1	-	-	-	-	1	-	-	2	1	2	-	7	40.0%	▲	7
General Civil - Level 2	2013	5	2	3	5	6	5	2	3	8	5	2	2	46			48
	2014	5	1	6	1	4	5	5	1	5	4	4	-	41	-10.9%	▼	41
General Civil - Level 3	2013	1	3	5	1	3	2	5	1	20	3	4	2	48			50
	2014	1	1	3	3	3	3	9	5	3	4	1	-	36	-25.0%	▼	36
Miscellaneous	2013	113	112	115	75	65	32	61	56	46	55	50	51	780			831
	2014	72	69	68	61	38	28	48	44	41	63	38	-	570	-26.9%	▼	570
Misdemeanor	2013	31	17	45	11	33	15	28	15	80	20	30	16	325			341
	2014	33	6	38	8	49	21	34	18	41	13	42	-	303	-6.8%	▼	303
Non-Capital Felonies and Related Matters	2013	156	9	144	12	200	28	90	4	125	29	80	16	877			893
	2014	56	8	109	9	242	10	80	17	84	12	169	-	796	-9.2%	▼	796
Other	2013	5	4	1	5	12	4	13	2	12	10	5	1	73			74
	2014	10	7	13	12	12	30	17	17	11	17	2	-	148	102.7%	▲	148
Other Criminally Related Matters	2013	11	5	3	3	4	3	2	1	5	-	4	-	41			41
	2014	3	1	2	-	-	1	1	6	4	-	7	-	25	-39.0%	▼	25
Probates/Wills and Trusts - Level 1	2013	-	-	-	-	-	-	1	-	1	-	-	-	2			2
	2014	-	-	-	-	-	-	-	-	-	1	-	-	1	-50.0%	▼	1
Probates/Wills and Trusts - Level 2	2013	-	3	1	-	-	2	1	2	3	-	1	-	13			13
	2014	-	1	-	1	2	2	1	3	2	-	-	-	12	-7.7%	▼	12
Protective Orders	2013	-	-	-	-	-	-	-	-	-	-	-	1	0			1
	2014	-	2	-	-	-	-	-	-	-	-	-	-	2	0.0%	↔	2
Uncontested Divorce	2013	10	11	5	5	9	8	7	3	9	12	12	6	91			97
	2014	6	7	12	3	12	8	12	10	16	11	11	-	108	18.7%	▲	108

Type of Court: Circuit

Locale/Circuit: Lunenburg 10

Start/End Date: Jan-13 / Nov-14

Type of Case: Filings

AVG. Month: 83

2013 AVG Month: 101

2014 AVG Month: 64

Jan-Nov 2013: 1,149

Jan-Nov 2014: 705

Filings Trending: Downward ▼

D

a

s

h

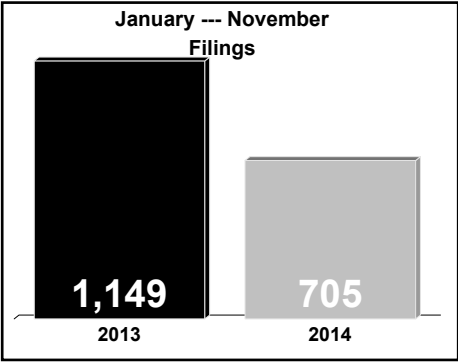
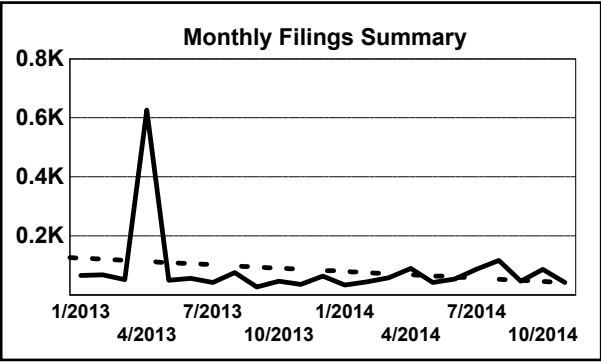
b

o

a

r

d



	Jan	Feb	Mar	Apr	May	Jun	Jul	Aug	Sep	Oct	Nov	Dec	Thru Nov	% Change	Trending	Total
2013	66	69	52	626	50	57	43	76	27	47	36	64	1,149			1,213
2014	34	45	59	90	42	54	88	117	47	87	42	-	705	-38.6%	▼	705

		Jan	Feb	Mar	Apr	May	Jun	Jul	Aug	Sep	Oct	Nov	Dec	Thru Nov	% Change	Trending	Total
Contested Divorce	2013	-	-	-	-	-	3	1	3	1	-	-	1	8			9
	2014	-	-	3	1	-	3	1	1	1	3	-	-	13	62.5%	▲	13
Domestic and Family - Level 1	2013	-	-	-	-	-	-	-	1	4	1	-	-	6			6
	2014	-	3	-	-	-	-	-	-	-	-	1	-	4	-33.3%	▼	4
Domestic and Family - Level 2	2013	-	-	-	1	-	-	-	-	-	-	-	1	1			2
	2014	-	-	3	4	-	-	3	1	-	1	1	-	13	1,200.0%	▲	13
General Civil - Level 1	2013	-	-	1	-	1	1	-	-	-	-	-	-	3			3
	2014	-	-	-	-	-	-	2	-	-	-	-	-	2	-33.3%	▼	2
General Civil - Level 2	2013	2	-	6	11	-	3	3	1	-	-	4	1	30			31
	2014	-	2	1	2	1	-	12	1	2	-	-	-	21	-30.0%	▼	21
General Civil - Level 3	2013	2	-	3	2	8	2	2	3	-	1	-	2	23			25
	2014	1	2	2	1	1	3	3	1	-	-	3	-	17	-26.1%	▼	17
Miscellaneous	2013	41	40	25	33	30	20	28	25	19	17	15	31	293			324
	2014	18	26	27	24	15	9	15	21	14	36	24	-	229	-21.8%	▼	229
Misdemeanor	2013	4	4	-	4	2	5	4	1	-	-	1	1	25			26
	2014	1	2	2	1	5	3	2	7	2	5	3	-	33	32.0%	▲	33
Non-Capital Felonies and Related Matters	2013	14	21	15	574	6	22	4	39	2	26	13	25	736			761
	2014	14	9	16	51	17	34	46	80	16	36	9	-	328	-55.4%	▼	328
Other	2013	-	-	-	-	-	-	-	-	1	-	1	-	2			2
	2014	-	-	-	-	-	-	-	-	-	2	1	-	3	50.0%	▲	3
Other Criminally Related Matters	2013	3	1	1	1	-	-	-	1	-	1	-	1	8			9
	2014	-	-	1	-	-	-	2	1	12	-	-	-	16	100.0%	▲	16
Probates/Wills and Trusts - Level 2	2013	-	-	-	-	2	-	-	-	-	-	1	1	3			4
	2014	-	1	-	-	-	-	-	-	-	-	-	-	1	-66.7%	▼	1
Uncontested Divorce	2013	-	3	1	-	1	1	1	2	-	1	1	-	11			11
	2014	-	-	4	6	3	2	2	4	-	4	-	-	25	127.3%	▲	25

Type of Court: Circuit

Locale/Circuit: Mecklenburg 10

Start/End Date: Jan-13 / Nov-14

Type of Case: Filings

AVG. Month: 225

2013 AVG Month: 239

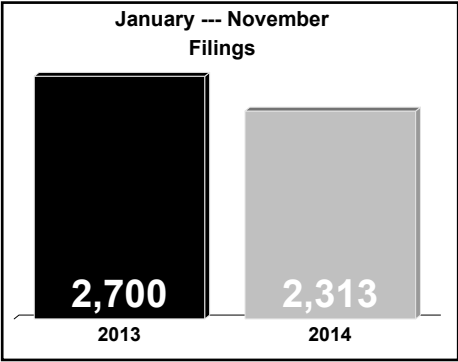
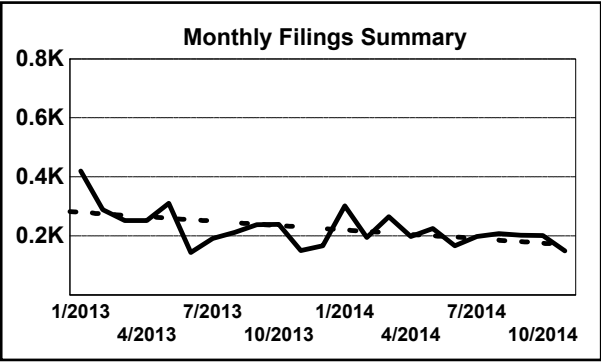
2014 AVG Month: 210

Jan-Nov 2013: 2,700

Jan-Nov 2014: 2,313

Filings Trending: Downward ▼

D
a
s
h
b
o
a
r
d



	Jan	Feb	Mar	Apr	May	Jun	Jul	Aug	Sep	Oct	Nov	Dec	Thru Nov	% Change	Trending	Total
2013	420	289	252	252	311	144	192	212	238	239	151	167	2,700			2,867
2014	302	195	265	198	225	167	198	208	203	202	150	-	2,313	-14.3%	▼	2,313

		Jan	Feb	Mar	Apr	May	Jun	Jul	Aug	Sep	Oct	Nov	Dec	Thru Nov	% Change	Trending	Total
Administrative Law	2013	1	-	-	-	-	-	-	-	-	2	-	-	3			3
	2014	-	-	-	1	-	-	-	-	-	-	-	-	1	-66.7%	▼	1
Contested Divorce	2013	3	3	3	9	3	2	6	6	5	3	3	3	46			49
	2014	5	4	3	5	6	7	3	5	2	3	4	-	47	2.2%	▲	47
Domestic and Family - Level 1	2013	3	3	1	2	2	2	-	1	1	-	1	3	16			19
	2014	3	5	2	6	2	1	1	7	5	3	-	-	35	118.8%	▲	35
Domestic and Family - Level 2	2013	-	-	-	-	-	-	1	-	1	-	-	-	2			2
	2014	-	-	-	1	2	-	1	2	1	-	2	-	9	350.0%	▲	9
General Civil - Level 1	2013	1	-	1	-	1	1	-	2	-	1	-	-	7			7
	2014	-	1	-	-	1	2	-	-	-	-	-	-	4	-42.9%	▼	4
General Civil - Level 2	2013	4	1	8	6	6	3	6	4	6	4	5	-	53			53
	2014	4	3	1	4	-	4	5	1	3	2	1	-	28	-47.2%	▼	28
General Civil - Level 3	2013	4	3	1	3	4	4	2	2	34	2	2	1	61			62
	2014	5	3	4	2	-	2	1	2	33	7	1	-	60	-1.6%	▼	60
Miscellaneous	2013	104	90	102	57	50	37	41	41	42	51	44	51	659			710
	2014	53	48	46	46	41	33	33	36	50	47	43	-	476	-27.8%	▼	476
Misdemeanor	2013	33	36	17	25	41	26	27	53	35	28	10	15	331			346
	2014	24	10	34	19	15	16	11	37	21	22	16	-	225	-32.0%	▼	225
Non-Capital Felonies and Related Matters	2013	255	127	101	124	191	53	92	91	98	134	72	81	1,338			1,419
	2014	196	109	154	98	145	84	122	107	79	101	66	-	1,261	-5.8%	▼	1,261
Other	2013	1	10	6	11	2	3	5	1	3	3	7	6	52			58
	2014	3	2	4	3	2	7	5	4	-	9	4	-	43	-17.3%	▼	43
Other Criminally Related Matters	2013	-	8	4	5	5	5	2	6	7	4	3	5	49			54
	2014	7	-	-	2	3	2	7	1	3	2	4	-	31	-36.7%	▼	31
Probates/Wills and Trusts	2014	-	-	-	-	-	-	-	-	1	-	-	-	1			1
Probates/Wills and Trusts - Level 2	2013	-	-	1	-	-	1	-	1	-	1	-	-	4			4
	2014	-	-	3	-	-	-	-	-	-	1	2	-	6	50.0%	▲	6
Protective Orders	2013	-	-	-	-	-	-	2	-	-	-	-	-	2			2
Uncontested Divorce	2013	11	8	7	10	6	7	8	4	6	6	4	2	77			79
	2014	2	10	14	11	8	9	9	6	5	5	7	-	86	11.7%	▲	86

Type of Court: Circuit

Locale/Circuit: Prince Edward 10

Start/End Date: Jan-13 / Nov-14

Type of Case: Filings

AVG. Month: 146

2013 AVG Month: 138

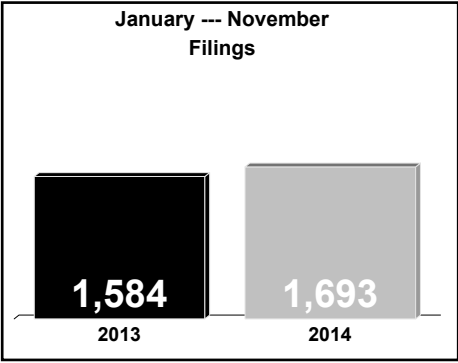
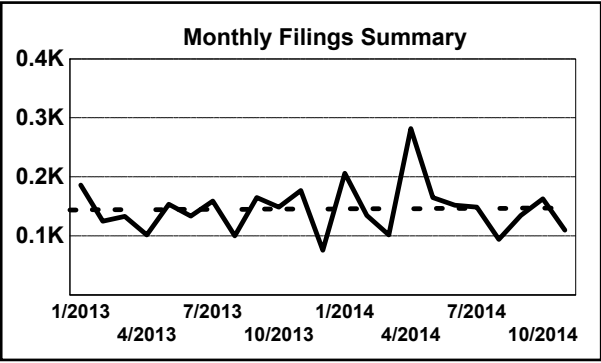
2014 AVG Month: 154

Jan-Nov 2013: 1,584

Jan-Nov 2014: 1,693

Filings Trending: Upward ▲

D
a
s
h
b
o
a
r
d

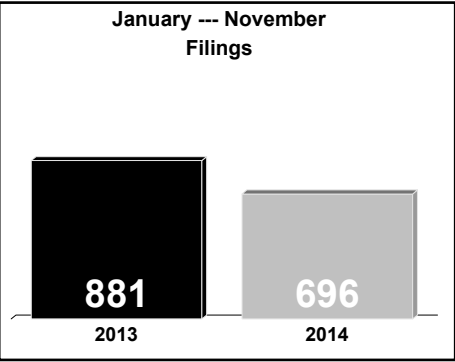
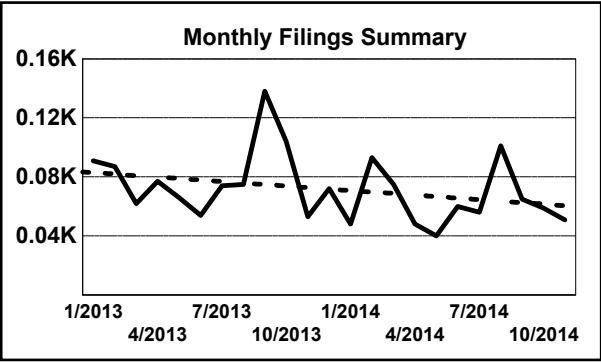


	Jan	Feb	Mar	Apr	May	Jun	Jul	Aug	Sep	Oct	Nov	Dec	Thru Nov	% Change	Trending	Total
2013	186	125	133	102	154	134	159	100	165	149	177	76	1,584			1,660
2014	206	135	102	282	165	152	149	94	135	163	110	-	1,693	6.9%	▲	1,693

		Jan	Feb	Mar	Apr	May	Jun	Jul	Aug	Sep	Oct	Nov	Dec	Thru Nov	% Change	Trending	Total
Contested Divorce	2013	2	-	2	2	1	-	3	3	3	1	2	-	19			19
	2014	4	1	4	2	2	2	2	1	1	-	2	-	21	10.5%	▲	21
Domestic and Family - Level 1	2013	-	1	-	2	10	1	-	1	7	3	2	-	27			27
	2014	-	4	-	-	1	3	2	3	1	-	7	-	21	-22.2%	▼	21
Domestic and Family - Level 2	2013	1	-	-	1	1	2	1	2	-	-	1	-	9			9
	2014	1	1	-	-	-	-	-	-	1	1	-	-	4	-55.6%	▼	4
General Civil - Level 1	2013	1	-	-	-	-	2	-	1	-	-	-	1	4			5
	2014	1	-	-	-	-	-	-	-	-	-	1	-	2	-50.0%	▼	2
General Civil - Level 2	2013	4	2	2	1	6	2	3	6	3	2	1	1	32			33
	2014	4	4	1	3	3	5	3	1	3	3	4	-	34	6.3%	▲	34
General Civil - Level 3	2013	1	3	2	-	1	2	-	1	1	3	-	-	14			14
	2014	-	1	-	3	1	3	-	2	-	2	-	-	12	-14.3%	▼	12
Miscellaneous	2013	60	62	45	33	21	24	31	38	32	30	32	32	408			440
	2014	40	36	31	21	29	23	26	24	27	33	28	-	318	-22.1%	▼	318
Misdemeanor	2013	19	17	9	11	24	12	20	10	16	12	26	11	176			187
	2014	10	4	8	103	34	28	13	15	14	26	13	-	268	52.3%	▲	268
Non-Capital Felonies and Related Matters	2013	89	31	66	44	85	84	93	31	83	87	103	26	796			822
	2014	134	75	53	140	89	83	93	43	83	91	49	-	933	17.2%	▲	933
Other	2013	-	3	2	-	-	1	-	-	13	-	1	-	20			20
	2014	-	1	-	2	-	-	2	2	-	1	-	-	8	-60.0%	▼	8
Other Criminally Related Matters	2013	3	-	2	3	-	1	2	-	1	-	4	-	16			16
	2014	3	-	2	3	2	2	1	1	2	-	2	-	18	12.5%	▲	18
Probates/Wills and Trusts	2013	-	-	-	-	-	-	-	-	-	-	1	-	1			1
Probates/Wills and Trusts - Level 2	2013	-	-	1	-	-	-	1	1	-	-	-	-	3			3
	2014	2	-	1	-	2	1	1	-	1	3	-	-	11	266.7%	▲	11
Protective Orders	2013	-	-	-	-	1	-	-	-	-	-	-	-	1			1
	2014	-	1	-	-	-	-	-	-	-	-	-	-	1	0.0%	↔	1
Uncontested Divorce	2013	6	6	2	5	4	3	5	6	6	11	4	5	58			63
	2014	7	7	2	5	2	2	6	2	2	3	4	-	42	-27.6%	▼	42

Type of Court: Circuit
Locale/Circuit: Amelia 11
Start/End Date: Jan-13 / Nov-14
Type of Case: Filings
AVG. Month: 72
2013 AVG Month: 79
2014 AVG Month: 63
Jan-Nov 2013: 881
Jan-Nov 2014: 696
Filings Trending: Downward ▼

D
a
s
h
b
o
a
r
d



	Jan	Feb	Mar	Apr	May	Jun	Jul	Aug	Sep	Oct	Nov	Dec	Thru Nov	% Change	Trending	Total
2013	91	87	62	77	66	54	74	75	138	104	53	72	881			953
2014	48	93	75	48	40	60	56	101	65	59	51	-	696	-21.0%	▼	696

		Jan	Feb	Mar	Apr	May	Jun	Jul	Aug	Sep	Oct	Nov	Dec	Thru Nov	% Change	Trending	Total
Contested Divorce	2013	1	1	-	2	2	1	1	-	-	1	1	1	10			11
	2014	-	2	2	3	1	2	-	2	1	3	-	-	16	60.0%	▲	16
Domestic and Family - Level 1	2013	-	-	-	-	3	4	2	-	2	2	1	2	14			16
	2014	-	-	-	-	-	2	3	-	5	2	1	-	13	-7.1%	▼	13
Domestic and Family - Level 2	2013	-	1	-	-	3	1	-	-	1	-	1	1	7			8
	2014	-	-	-	-	-	-	-	-	-	-	1	-	1	-85.7%	▼	1
General Civil - Level 2	2013	4	4	1	2	1	1	2	-	2	3	1	-	21			21
	2014	-	4	-	3	-	2	1	3	4	1	1	-	19	-9.5%	▼	19
General Civil - Level 3	2013	1	-	1	1	-	-	-	-	1	1	-	-	5			5
	2014	1	2	1	3	1	1	12	1	2	1	-	-	25	400.0%	▲	25
Miscellaneous	2013	62	56	44	37	31	24	18	28	27	31	32	38	390			428
	2014	25	35	49	24	24	22	29	33	24	26	30	-	321	-17.7%	▼	321
Misdemeanor	2013	2	4	3	8	2	2	4	10	8	10	8	7	61			68
	2014	6	1	10	3	5	5	-	3	12	3	4	-	52	-14.8%	▼	52
Non-Capital Felonies and Related Matters	2013	12	14	9	10	14	10	37	29	91	48	6	19	280			299
	2014	10	41	5	8	5	23	5	53	11	14	11	-	186	-33.6%	▼	186
Other	2013	2	1	1	3	1	3	-	3	3	3	2	1	22			23
	2014	2	-	-	-	2	1	-	2	1	1	-	-	9	-59.1%	▼	9
Other Criminally Related Matters	2013	3	2	1	8	4	6	6	3	2	2	-	2	37			39
	2014	1	4	3	1	2	-	2	2	2	3	1	-	21	-43.2%	▼	21
Probates/Wills and Trusts - Level 2	2013	-	2	-	1	-	-	-	1	1	-	-	-	5			5
	2014	-	-	-	-	-	-	-	2	-	-	-	-	2	-60.0%	▼	2
Uncontested Divorce	2013	4	2	2	5	5	2	4	1	-	3	1	1	29			30
	2014	3	4	5	3	-	2	4	-	3	5	2	-	31	6.9%	▲	31

Type of Court: Circuit

Locale/Circuit: Dinwiddie 11

Start/End Date: Jan-13 / Nov-14

Type of Case: Filings

AVG. Month: 151

2013 AVG Month: 164

2014 AVG Month: 137

Jan-Nov 2013: 1,782

Jan-Nov 2014: 1,510

Filings Trending: Downward ▼

D

a

s

h

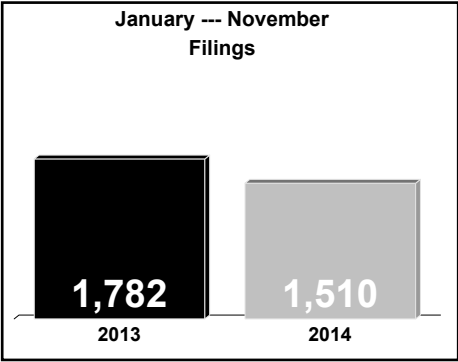
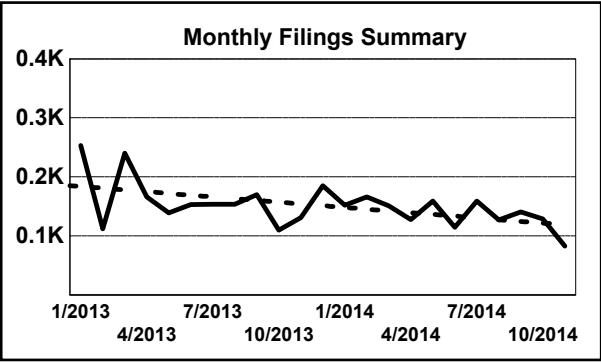
b

o

a

r

d



	Jan	Feb	Mar	Apr	May	Jun	Jul	Aug	Sep	Oct	Nov	Dec	Thru Nov	% Change	Trending	Total
2013	253	112	240	166	139	153	154	154	170	110	131	185	1,782			1,967
2014	152	166	151	128	159	115	159	127	141	129	83	-	1,510	-15.3%	▼	1,510

		Jan	Feb	Mar	Apr	May	Jun	Jul	Aug	Sep	Oct	Nov	Dec	Thru Nov	% Change	Trending	Total
Administrative Law	2013	-	-	-	-	-	1	1	-	-	-	-	-	2			2
	2014	-	-	-	-	-	2	-	-	-	-	-	-	2	0.0%	↔	2
Contested Divorce	2013	4	2	5	5	4	1	-	-	-	4	-	2	25			27
	2014	-	6	4	2	5	2	4	2	-	2	3	-	30	20.0%	▲	30
Domestic and Family - Level 1	2013	7	1	2	4	2	1	4	11	5	7	5	5	49			54
	2014	4	2	4	3	5	1	-	1	4	5	2	-	31	-36.7%	▼	31
Domestic and Family - Level 2	2013	7	4	6	4	7	5	2	4	7	7	7	2	60			62
	2014	6	4	-	2	1	1	2	-	1	3	1	-	21	-65.0%	▼	21
General Civil - Level 1	2013	-	-	-	-	-	-	1	-	-	-	-	-	1			1
	2014	-	-	-	-	-	-	1	-	-	-	-	-	1	0.0%	↔	1
General Civil - Level 2	2013	3	-	2	3	6	2	3	1	3	2	3	6	28			34
	2014	6	-	4	10	9	3	-	2	2	3	5	-	44	57.1%	▲	44
General Civil - Level 3	2013	1	5	2	3	-	16	-	3	2	1	9	2	42			44
	2014	3	3	4	3	1	2	2	1	1	1	-	-	21	-50.0%	▼	21
Miscellaneous	2013	119	33	182	74	52	48	42	72	73	44	44	67	783			850
	2014	62	69	64	46	35	30	37	44	53	50	27	-	517	-34.0%	▼	517
Misdemeanor	2013	27	14	20	19	11	19	20	16	24	7	19	24	196			220
	2014	16	19	20	11	20	25	20	10	24	12	15	-	192	-2.0%	▼	192
Non-Capital Felonies and Related Matters	2013	74	40	12	41	45	40	60	18	37	24	35	71	426			497
	2014	43	47	38	29	59	28	66	43	37	46	13	-	449	5.4%	▲	449
Other	2013	-	-	1	-	-	-	-	-	-	-	1	-	2			2
	2014	-	-	-	-	6	4	10	11	5	4	2	-	42	2,000.0%	▲	42
Other Criminally Related Matters	2013	9	8	2	3	7	13	11	19	9	5	6	3	92			95
	2014	7	8	2	11	8	9	3	7	8	-	5	-	68	-26.1%	▼	68
Probates/Wills and Trusts - Level 1	2013	-	-	-	-	-	-	-	-	1	-	-	-	1			1
	2014	-	-	-	-	-	-	1	-	-	-	-	-	1	0.0%	↔	1
Probates/Wills and Trusts - Level 2	2013	-	-	2	1	1	1	1	-	1	-	1	-	8			8
	2014	1	2	2	2	-	1	2	-	-	1	2	-	13	62.5%	▲	13
Uncontested Divorce	2013	2	5	4	9	4	6	9	10	8	9	1	3	67			70
	2014	4	6	9	9	10	7	11	6	6	2	8	-	78	16.4%	▲	78

Type of Court: Circuit

Locale/Circuit: Nottoway 11

Start/End Date: Jan-13 / Nov-14

Type of Case: Filings

AVG. Month: 76

2013 AVG Month: 80

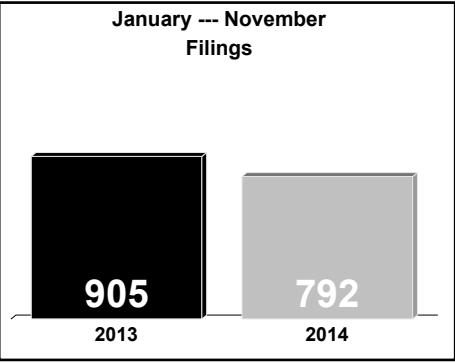
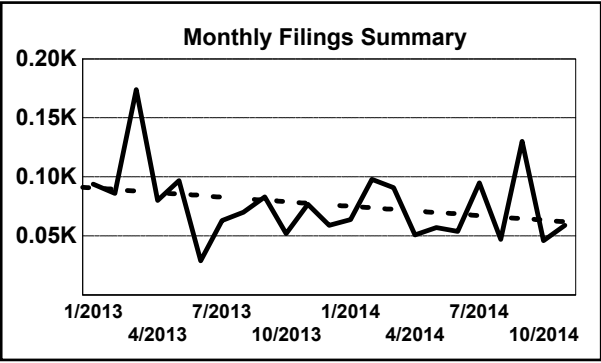
2014 AVG Month: 72

Jan-Nov 2013: 905

Jan-Nov 2014: 792

Filings Trending: Downward ▼

D
a
s
h
b
o
a
r
d



	Jan	Feb	Mar	Apr	May	Jun	Jul	Aug	Sep	Oct	Nov	Dec	Thru Nov	% Change	Trending	Total
2013	94	86	174	80	97	29	63	70	83	52	77	59	905			964
2014	64	98	91	51	57	54	95	47	130	46	59	-	792	-12.5%	▼	792

		Jan	Feb	Mar	Apr	May	Jun	Jul	Aug	Sep	Oct	Nov	Dec	Thru Nov	% Change	Trending	Total
Administrative Law	2013	2	-	-	-	-	-	1	1	-	-	-	-	4			4
	2014	-	-	-	-	-	-	-	-	-	1	-	-	1	-75.0%	▼	1
Contested Divorce	2013	-	1	1	3	-	1	2	-	1	3	1	1	13	15.4%	▲	14
	2014	-	1	-	1	2	1	2	2	3	2	1	-	15			15
Domestic and Family - Level 1	2013	-	-	1	-	2	-	1	1	-	-	-	-	5			5
	2014	1	2	1	1	-	1	2	1	1	-	-	-	10	100.0%	▲	10
Domestic and Family - Level 2	2013	-	1	1	-	-	-	-	-	-	-	1	-	3			3
	2014	-	-	-	-	1	-	-	-	1	-	4	-	6	100.0%	▲	6
General Civil - Level 1	2013	-	-	-	-	-	-	1	-	-	-	-	-	1			1
	2014	-	-	2	-	-	-	-	-	-	-	-	-	2	100.0%	▲	2
General Civil - Level 2	2013	4	1	3	-	-	2	1	4	2	2	1	3	20			23
	2014	1	3	7	-	3	9	-	-	3	2	2	-	30	50.0%	▲	30
General Civil - Level 3	2013	4	-	2	3	1	1	2	15	4	-	2	5	34			39
	2014	4	-	2	-	1	8	5	4	3	1	1	-	29	-14.7%	▼	29
Miscellaneous	2013	54	56	37	31	27	9	18	23	24	27	23	20	329			349
	2014	22	44	38	25	11	13	24	21	19	25	16	-	258	-21.6%	▼	258
Misdemeanor	2013	5	8	15	7	8	8	7	7	5	5	17	10	92			102
	2014	4	9	18	5	11	8	11	5	8	3	9	-	91	-1.1%	▼	91
Non-Capital Felonies and Related Matters	2013	20	11	100	31	54	4	26	15	44	13	28	16	346			362
	2014	24	31	15	11	21	9	44	8	87	6	21	-	277	-19.9%	▼	277
Other	2013	-	-	3	-	1	-	1	-	1	-	-	-	6			6
	2014	2	-	2	2	2	2	4	3	2	3	-	-	22	266.7%	▲	22
Other Criminally Related Matters	2013	4	4	6	-	2	1	-	1	-	1	3	3	22			25
	2014	1	6	2	2	-	2	1	2	2	2	4	-	24	9.1%	▲	24
Probates/Wills and Trusts	2013	-	-	-	1	-	-	-	-	-	-	-	-	1			1
Probates/Wills and Trusts - Level 2	2013	-	1	-	3	-	1	-	1	-	1	-	-	7			7
	2014	-	-	-	1	-	-	-	-	-	-	-	-	1	-85.7%	▼	1
Protective Orders	2013	-	1	-	-	-	-	-	-	-	-	-	-	1			1
Uncontested Divorce	2013	1	2	5	1	2	2	3	2	2	-	1	1	21			22
	2014	5	2	4	3	5	1	2	1	1	1	1	-	26	23.8%	▲	26

Type of Court: Circuit

Locale/Circuit: Powhatan 11

Start/End Date: Jan-13 / Nov-14

Type of Case: Filings

AVG. Month: 120

2013 AVG Month: 123

2014 AVG Month: 117

Jan-Nov 2013: 1,364

Jan-Nov 2014: 1,286

Filings Trending: Downward ▼

D

a

s

h

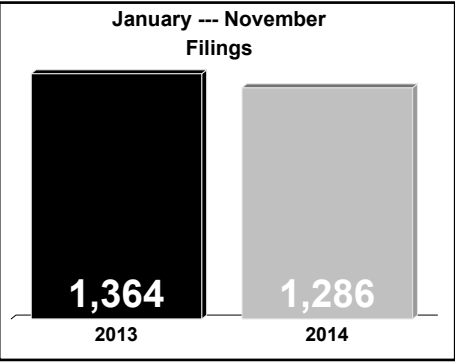
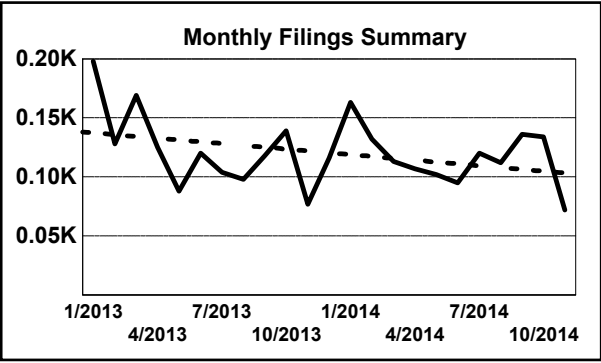
b

o

a

r

d

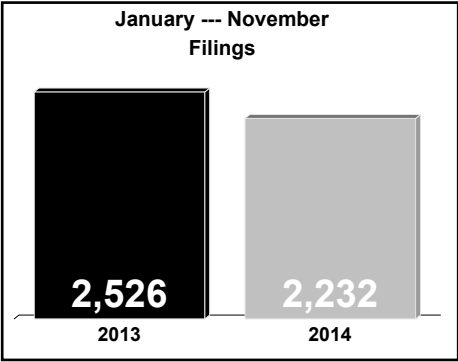
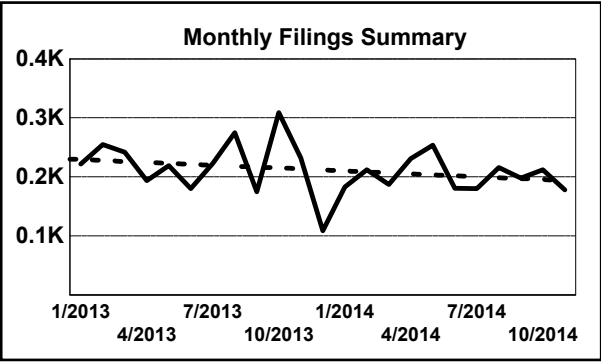


	Jan	Feb	Mar	Apr	May	Jun	Jul	Aug	Sep	Oct	Nov	Dec	Thru Nov	% Change	Trending	Total
2013	198	128	169	125	88	120	104	98	118	139	77	116	1,364			1,480
2014	163	132	113	107	102	95	120	112	136	134	72	-	1,286	-5.7%	▼	1,286

		Jan	Feb	Mar	Apr	May	Jun	Jul	Aug	Sep	Oct	Nov	Dec	Thru Nov	% Change	Trending	Total
Administrative Law	2013	1	1	-	-	-	-	-	-	-	-	-	-	2			2
	2014	1	-	-	-	-	-	-	-	-	-	1	-	2	0.0%	↔	2
Contested Divorce	2013	4	1	1	3	6	6	4	2	2	5	4	1	38			39
	2014	11	9	4	2	3	2	7	6	2	2	1	-	49	28.9%	▲	49
Domestic and Family - Level 1	2013	-	-	-	-	-	-	1	-	-	-	-	-	1			1
	2014	-	-	-	-	1	-	-	-	-	-	-	-	1	0.0%	↔	1
Domestic and Family - Level 2	2013	-	-	1	-	-	-	-	-	-	1	1	-	3			3
	2014	-	-	-	2	-	-	-	2	1	-	2	-	7	133.3%	▲	7
General Civil - Level 1	2013	-	-	-	-	-	2	1	-	-	-	1	-	4			4
	2014	-	-	1	-	-	-	-	-	1	-	-	-	2	-50.0%	▼	2
General Civil - Level 2	2013	3	3	5	6	4	5	8	4	8	8	5	4	59			63
	2014	-	2	5	5	6	2	7	3	4	4	3	-	41	-30.5%	▼	41
General Civil - Level 3	2013	1	1	4	1	2	1	3	-	3	1	2	1	19			20
	2014	2	1	2	1	5	-	1	1	3	-	1	-	17	-10.5%	▼	17
Miscellaneous	2013	146	99	126	59	64	52	48	63	72	77	50	70	856			926
	2014	119	92	80	66	49	49	71	64	55	72	47	-	764	-10.7%	▼	764
Misdemeanor	2013	5	-	7	2	2	5	4	6	11	5	2	5	49			54
	2014	5	2	3	5	7	5	6	3	12	5	2	-	55	12.2%	▲	55
Non-Capital Felonies and Related Matters	2013	24	9	19	36	3	37	22	12	17	31	3	27	213			240
	2014	14	17	7	15	17	27	16	20	35	41	5	-	214	0.5%	▲	214
Other	2013	4	-	1	3	-	4	-	1	-	2	1	1	16			17
	2014	1	1	3	1	3	2	8	3	4	4	2	-	32	100.0%	▲	32
Other Criminally Related Matters	2013	3	2	1	1	3	3	5	3	1	2	2	-	26			26
	2014	4	2	1	-	3	-	1	3	10	1	3	-	28	7.7%	▲	28
Probates/Wills and Trusts	2013	-	2	-	-	-	-	-	-	-	-	-	-	2			2
Probates/Wills and Trusts - Level 2	2013	2	-	-	-	-	-	2	1	-	1	1	-	7			7
	2014	-	1	-	2	-	-	-	1	-	-	2	-	6	-14.3%	▼	6
Uncontested Divorce	2013	5	10	4	14	4	5	6	6	4	6	5	7	69			76
	2014	6	5	7	8	8	8	3	6	9	5	3	-	68	-1.4%	▼	68

Type of Court: Circuit
Locale/Circuit: Petersburg 11
Start/End Date: Jan-13 / Nov-14
Type of Case: Filings
AVG. Month: 212
2013 AVG Month: 220
2014 AVG Month: 203
Jan-Nov 2013: 2,526
Jan-Nov 2014: 2,232
Filings Trending: Downward ▼

D
a
s
h
b
o
a
r
d



	Jan	Feb	Mar	Apr	May	Jun	Jul	Aug	Sep	Oct	Nov	Dec	Thru Nov	% Change	Trending	Total
2013	222	255	242	194	219	180	223	275	175	309	232	109	2,526			2,635
2014	183	212	187	231	254	181	180	216	198	212	178	-	2,232	-11.6%	▼	2,232

		Jan	Feb	Mar	Apr	May	Jun	Jul	Aug	Sep	Oct	Nov	Dec	Thru Nov	% Change	Trending	Total
Administrative Law	2013	-	1	2	1	-	1	-	-	2	-	1	-	8			8
	2014	-	-	-	-	1	1	-	1	2	-	-	-	5	-37.5%	▼	5
Capital Murder	2014	-	-	-	2	-	-	-	-	-	-	-	-	2			2
Contested Divorce	2013	2	4	5	4	3	2	3	1	2	3	2	1	31			32
	2014	1	1	4	3	4	-	2	2	4	3	3	-	27	-12.9%	▼	27
Domestic and Family - Level 1	2013	5	3	6	1	11	1	4	13	5	9	4	3	62			65
	2014	3	3	4	3	2	1	-	-	-	-	1	-	17	-72.6%	▼	17
Domestic and Family - Level 2	2013	1	-	1	1	-	1	4	3	2	1	2	-	16			16
	2014	4	2	-	3	2	-	-	-	-	5	2	-	18	12.5%	▲	18
General Civil - Level 1	2013	2	1	1	-	-	-	-	1	1	1	1	-	8			8
	2014	1	-	-	-	3	1	-	-	-	-	1	-	6	-25.0%	▼	6
General Civil - Level 2	2013	9	8	12	8	7	9	11	16	9	13	10	5	112			117
	2014	10	6	9	12	7	7	9	9	11	10	11	-	101	-9.8%	▼	101
General Civil - Level 3	2013	6	21	7	9	6	7	9	8	9	7	16	12	105			117
	2014	5	13	8	8	7	5	3	7	3	11	3	-	73	-30.5%	▼	73
Miscellaneous	2013	44	51	40	42	52	49	25	35	25	40	34	26	437			463
	2014	39	51	41	36	34	35	47	46	47	38	20	-	434	-0.7%	▼	434
Misdemeanor	2013	19	24	20	27	25	31	23	37	33	17	21	17	277			294
	2014	27	22	13	18	48	37	14	29	31	18	21	-	278	0.4%	▲	278
Non-Capital Felonies and Related Matters	2013	117	88	109	74	92	57	116	124	75	173	96	32	1,121			1,153
	2014	72	96	99	114	118	71	79	100	58	74	81	-	962	-14.2%	▼	962
Other	2013	-	-	-	-	1	1	4	-	1	2	1	1	10			11
	2014	-	-	-	1	1	7	5	2	7	14	3	-	40	300.0%	▲	40
Other Criminally Related Matters	2013	11	47	27	17	16	16	15	30	8	34	32	10	253			263
	2014	14	8	2	19	17	7	11	15	27	28	29	-	177	-30.0%	▼	177
Probates/Wills and Trusts - Level 2	2013	1	1	1	2	-	1	1	1	-	1	1	-	10			10
	2014	2	2	2	1	1	1	3	-	2	1	-	-	15	50.0%	▲	15
Uncontested Divorce	2013	5	6	11	8	6	4	8	6	3	8	11	2	76			78
	2014	5	8	5	11	9	8	7	5	6	10	3	-	77	1.3%	▲	77

Type of Court: Circuit

Locale/Circuit: Chesterfield 12

Start/End Date: Jan-13 / Nov-14

Type of Case: Filings

AVG. Month: 1,285

2013 AVG Month: 1,329

2014 AVG Month: 1,238

Jan-Nov 2013: 14,964

Jan-Nov 2014: 13,614

Filings Trending: Downward ▼

D

a

s

h

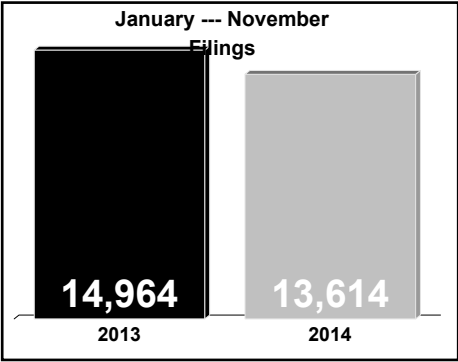
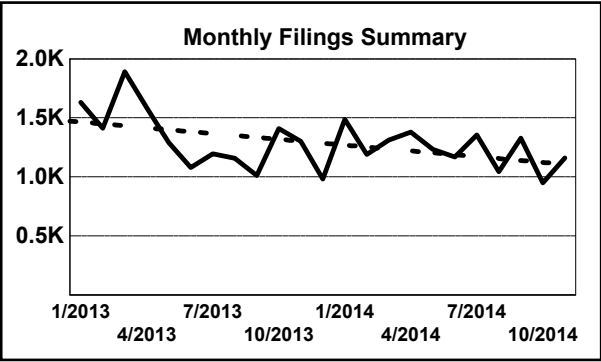
b

o

a

r

d



	Jan	Feb	Mar	Apr	May	Jun	Jul	Aug	Sep	Oct	Nov	Dec	Thru Nov	% Change	Trending	Total
2013	1,630	1,413	1,890	1,586	1,290	1,079	1,196	1,158	1,011	1,409	1,302	981	14,964			15,945
2014	1,489	1,190	1,313	1,381	1,233	1,169	1,356	1,044	1,328	950	1,161	-	13,614	-9.0%	▼	13,614

		Jan	Feb	Mar	Apr	May	Jun	Jul	Aug	Sep	Oct	Nov	Dec	Thru Nov	% Change	Trending	Total
Administrative Law	2013	1	2	1	-	2	2	1	4	-	1	1	-	15			15
	2014	1	-	4	1	1	-	2	4	1	-	1	-	15	0.0%	↔	15
Capital Murder	2014	-	-	-	1	-	-	-	-	-	-	-	-	1			1
Contested Divorce	2013	24	24	28	36	41	34	41	24	39	30	27	29	348			377
	2014	23	42	39	47	30	31	27	31	27	29	21	-	347	-0.3%	▼	347
Domestic and Family - Level 1	2013	16	17	40	40	28	23	22	41	22	19	49	39	317			356
	2014	29	25	28	38	17	23	22	24	13	26	15	-	260	-18.0%	▼	260
Domestic and Family - Level 2	2013	5	8	7	8	13	5	7	4	5	4	3	3	69			72
	2014	10	9	10	10	5	5	6	7	7	6	3	-	78	13.0%	▲	78
General Civil - Level 1	2013	3	1	1	3	4	3	1	-	2	-	5	2	23			25
	2014	-	1	1	-	-	1	1	1	1	-	2	-	8	-65.2%	▼	8
General Civil - Level 2	2013	50	38	50	49	50	54	61	77	53	57	70	73	609			682
	2014	62	45	54	60	71	53	57	47	54	64	42	-	609	0.0%	↔	609
General Civil - Level 3	2013	19	15	13	29	33	28	17	23	24	14	21	21	236			257
	2014	33	19	11	17	10	30	29	13	6	12	4	-	184	-22.0%	▼	184
Miscellaneous	2013	985	726	1,063	845	451	329	430	374	261	566	493	352	6,523			6,875
	2014	581	457	463	562	466	382	382	323	475	203	407	-	4,701	-27.9%	▼	4,701
Misdemeanor	2013	132	167	188	122	146	157	145	155	95	244	172	94	1,723			1,817
	2014	223	127	173	152	106	126	203	150	205	113	179	-	1,757	2.0%	▲	1,757
Non-Capital Felonies and Related Matters	2013	279	270	347	309	389	294	321	305	376	317	353	237	3,560			3,797
	2014	354	296	350	330	355	341	420	275	363	311	306	-	3,701	4.0%	▲	3,701
Other	2013	26	28	30	35	25	31	29	27	22	29	20	35	302			337
	2014	46	31	35	29	47	65	57	56	68	59	44	-	537	77.8%	▲	537
Other Criminally Related Matters	2013	15	34	33	28	30	30	34	42	24	44	22	26	336			362
	2014	40	37	46	35	36	34	61	35	42	40	54	-	460	36.9%	▲	460
Probates/Wills and Trusts - Level 1	2013	1	-	1	2	-	-	2	1	3	1	1	1	12			13
	2014	2	1	2	2	-	-	3	-	-	1	2	-	13	8.3%	▲	13
Probates/Wills and Trusts - Level 2	2013	4	10	7	8	7	10	4	3	8	7	6	2	74			76
	2014	10	9	12	5	11	2	5	5	3	7	7	-	76	2.7%	▲	76
Protective Orders	2013	-	-	-	-	-	-	-	-	-	3	-	1	3			4
	2014	-	-	-	-	-	2	2	2	4	-	-	-	10	233.3%	▲	10
Uncontested Divorce	2013	70	73	81	72	71	79	81	78	77	73	59	66	814			880
	2014	75	91	85	92	78	74	79	71	59	79	74	-	857	5.3%	▲	857

Type of Court: Circuit

Locale/Circuit: Colonial Heights 12

Start/End Date: Jan-13 / Nov-14

Type of Case: Filings

AVG. Month: 167

2013 AVG Month: 175

2014 AVG Month: 159

Jan-Nov 2013: 2,001

Jan-Nov 2014: 1,744

Filings Trending: Downward ▼

D

a

s

h

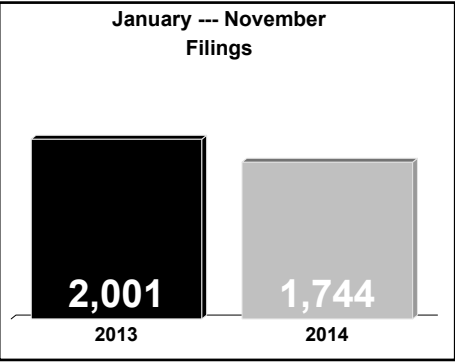
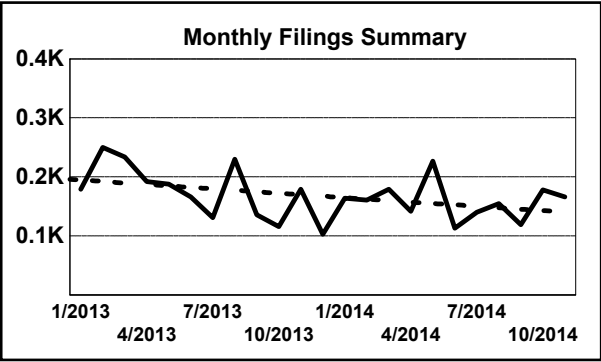
b

o

a

r

d



	Jan	Feb	Mar	Apr	May	Jun	Jul	Aug	Sep	Oct	Nov	Dec	Thru Nov	% Change	Trending	Total
2013	179	250	234	192	188	166	131	230	136	116	179	103	2,001			2,104
2014	164	161	179	142	227	113	140	155	119	178	166	-	1,744	-12.8%	▼	1,744

		Jan	Feb	Mar	Apr	May	Jun	Jul	Aug	Sep	Oct	Nov	Dec	Thru Nov	% Change	Trending	Total
Administrative Law	2013	-	1	-	-	-	-	1	-	-	-	-	-	2			2
	2014	-	-	-	1	1	-	-	-	-	1	1	-	4	100.0%	▲	4
Capital Murder	2014	-	-	-	-	-	-	-	-	-	-	1	-	1			1
Contested Divorce	2013	2	1	5	3	2	2	2	2	2	-	2	1	23			24
	2014	3	3	5	4	4	3	1	3	2	2	2	-	32	39.1%	▲	32
Domestic and Family - Level 1	2013	2	1	2	1	4	-	1	-	3	2	1	2	17			19
	2014	1	2	1	2	2	1	-	1	1	3	1	-	15	-11.8%	▼	15
Domestic and Family - Level 2	2013	-	1	1	-	-	-	-	1	-	1	1	1	5			6
	2014	2	1	-	1	1	-	-	-	-	-	1	-	6	20.0%	▲	6
General Civil - Level 1	2014	-	1	-	-	-	-	-	-	-	-	-	-	1			1
General Civil - Level 2	2013	2	2	5	4	6	3	2	5	4	3	5	1	41			42
	2014	1	3	2	-	5	1	5	-	4	6	4	-	31	-24.4%	▼	31
General Civil - Level 3	2013	2	2	4	-	5	1	6	-	1	-	-	1	21			22
	2014	1	1	3	1	-	1	2	1	1	2	-	-	13	-38.1%	▼	13
Miscellaneous	2013	82	45	54	58	22	29	28	40	20	28	23	36	429			465
	2014	39	32	36	27	26	23	34	28	17	27	21	-	310	-27.7%	▼	310
Misdemeanor	2013	22	54	67	44	58	53	34	48	26	34	34	28	474			502
	2014	27	28	37	29	40	24	17	21	21	65	48	-	357	-24.7%	▼	357
Non-Capital Felonies and Related Matters	2013	41	112	54	58	50	58	37	108	51	28	91	20	688			708
	2014	69	66	64	43	119	42	61	82	45	50	57	-	698	1.5%	▲	698
Other	2013	8	13	14	9	13	9	9	7	17	8	7	6	114			120
	2014	9	13	9	12	11	9	6	4	15	9	9	-	106	-7.0%	▼	106
Other Criminally Related Matters	2013	6	10	21	9	15	6	8	13	9	9	13	5	119			124
	2014	5	2	12	13	11	5	5	10	7	8	17	-	95	-20.2%	▼	95
Probates/Wills and Trusts - Level 1	2013	1	-	-	-	1	-	-	-	-	1	-	-	3			3
	2014	1	-	-	-	-	-	-	1	-	1	-	-	3	0.0%	↔	3
Probates/Wills and Trusts - Level 2	2013	1	1	2	-	1	1	-	1	-	1	-	-	8			8
	2014	-	1	1	2	-	-	-	-	-	1	-	-	5	-37.5%	▼	5
Protective Orders	2013	2	-	-	1	1	-	-	1	-	-	-	-	5			5
	2014	-	-	1	-	-	-	-	1	-	-	-	-	2	-60.0%	▼	2
Uncontested Divorce	2013	8	7	5	5	10	4	3	4	3	1	2	2	52			54
	2014	6	8	8	7	7	4	9	3	6	3	4	-	65	25.0%	▲	65

Type of Court: Circuit

Locale/Circuit: Richmond 13

Start/End Date: Jan-13 / Nov-14

Type of Case: Filings

AVG. Month: 1,263

2013 AVG Month: 1,259

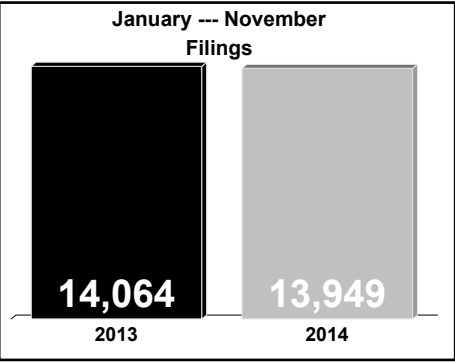
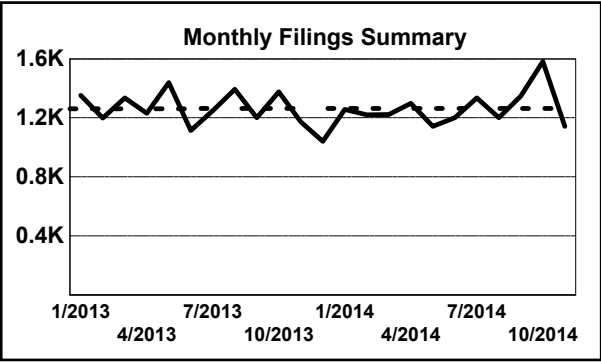
2014 AVG Month: 1,268

Jan-Nov 2013: 14,064

Jan-Nov 2014: 13,949

Filings Trending: Steady ↔

D
a
s
h
b
o
a
r
d



	Jan	Feb	Mar	Apr	May	Jun	Jul	Aug	Sep	Oct	Nov	Dec	Thru Nov	% Change	Trending	Total
2013	1,353	1,199	1,336	1,231	1,439	1,115	1,249	1,393	1,201	1,376	1,172	1,041	14,064			15,105
2014	1,257	1,220	1,222	1,298	1,142	1,201	1,336	1,201	1,348	1,581	1,143	-	13,949	-0.8%	▼	13,949

		Jan	Feb	Mar	Apr	May	Jun	Jul	Aug	Sep	Oct	Nov	Dec	Thru Nov	% Change	Trending	Total
Administrative Law	2013	3	2	1	1	3	2	1	1	4	6	3	1	27			28
	2014	4	2	5	3	1	6	3	2	1	6	2	-	35	29.6%	▲	35
Capital Murder	2013	-	-	-	-	-	-	1	1	-	-	-	-	2			2
	2014	1	-	-	-	-	3	-	1	-	-	2	-	7	250.0%	▲	7
Contested Divorce	2013	5	18	15	18	19	20	12	19	13	11	17	13	167			180
	2014	15	26	26	21	22	11	23	21	17	22	20	-	224	34.1%	▲	224
Domestic and Family - Level 1	2013	13	40	17	19	9	27	10	15	12	13	11	7	186			193
	2014	12	12	8	6	31	18	14	14	27	7	5	-	154	-17.2%	▼	154
Domestic and Family - Level 2	2013	7	8	8	4	5	3	7	7	7	5	3	9	64			73
	2014	4	9	9	12	14	16	8	12	11	12	10	-	117	82.8%	▲	117
General Civil - Level 1	2013	9	7	7	8	16	13	6	7	6	4	3	6	86			92
	2014	6	9	2	4	6	4	12	4	14	5	4	-	70	-18.6%	▼	70
General Civil - Level 2	2013	120	124	105	105	115	126	91	93	127	108	107	90	1,221			1,311
	2014	121	104	93	91	100	114	102	108	103	117	87	-	1,140	-6.6%	▼	1,140
General Civil - Level 3	2013	39	24	38	29	34	24	32	36	47	49	40	43	392			435
	2014	43	41	36	42	33	22	31	33	47	36	23	-	387	-1.3%	▼	387
Miscellaneous	2013	273	278	258	242	220	196	271	338	260	239	180	235	2,755			2,990
	2014	263	268	280	260	197	238	251	246	255	285	196	-	2,739	-0.6%	▼	2,739
Misdemeanor	2013	116	77	130	85	148	83	91	79	78	107	101	106	1,095			1,201
	2014	101	113	94	120	124	121	103	111	136	144	87	-	1,254	14.5%	▲	1,254
Non-Capital Felonies and Related Matters	2013	534	399	479	460	574	396	468	552	394	560	499	318	5,315			5,633
	2014	433	394	462	463	372	422	502	354	458	557	447	-	4,864	-8.5%	▼	4,864
Other	2013	166	153	178	200	175	156	186	158	177	185	154	139	1,888			2,027
	2014	161	134	145	175	153	163	209	201	218	263	152	-	1,974	4.6%	▲	1,974
Other Criminally Related Matters	2013	18	21	49	9	83	32	31	48	37	47	26	45	401			446
	2014	53	48	10	56	40	25	38	55	28	82	61	-	496	23.7%	▲	496
Probates/Wills and Trusts - Level 1	2013	-	-	-	-	1	-	-	-	-	-	-	-	1			1
	2014	-	-	1	-	1	-	1	-	1	-	-	-	4	300.0%	▲	4
Probates/Wills and Trusts - Level 2	2013	14	7	6	9	5	8	13	4	12	6	7	6	91			97
	2014	13	15	3	9	7	8	9	6	6	13	3	-	92	1.1%	▲	92
Uncontested Divorce	2013	36	41	45	42	32	29	29	35	27	36	21	23	373			396
	2014	27	45	48	36	41	30	30	33	26	32	44	-	392	5.1%	▲	392

Type of Court: Circuit

Locale/Circuit: Henrico 14

Start/End Date: Jan-13 / Nov-14

Type of Case: Filings

AVG. Month: 1,032

2013 AVG Month: 1,070

2014 AVG Month: 991

Jan-Nov 2013: 11,842

Jan-Nov 2014: 10,901

Filings Trending: Downward ▼

D

a

s

h

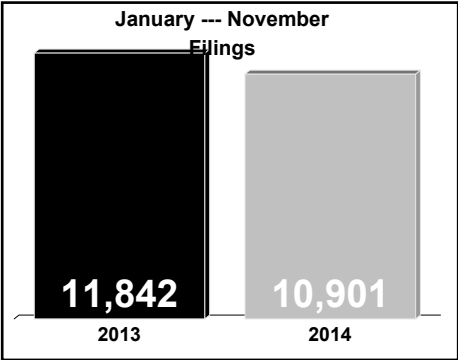
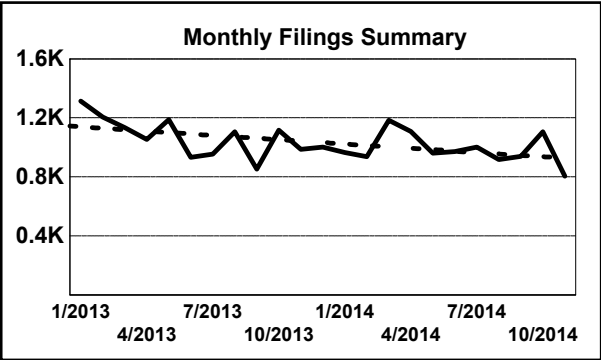
b

o

a

r

d



	Jan	Feb	Mar	Apr	May	Jun	Jul	Aug	Sep	Oct	Nov	Dec	Thru Nov	% Change	Trending	Total
2013	1,314	1,205	1,133	1,054	1,189	932	955	1,105	852	1,117	986	1,003	11,842			12,845
2014	966	937	1,184	1,109	960	972	1,003	918	940	1,107	805	-	10,901	-7.9%	▼	10,901

		Jan	Feb	Mar	Apr	May	Jun	Jul	Aug	Sep	Oct	Nov	Dec	Thru Nov	% Change	Trending	Total
Administrative Law	2013	-	-	-	-	2	2	-	-	-	2	2	1	8			9
	2014	1	4	1	4	1	4	-	-	-	1	-	-	16	100.0%	▲	16
Contested Divorce	2013	20	24	43	25	31	34	39	35	21	32	25	20	329			349
	2014	17	26	36	34	28	23	24	27	18	23	23	-	279	-15.2%	▼	279
Domestic and Family - Level 1	2013	12	19	25	20	19	18	1	26	20	26	19	16	205			221
	2014	22	20	22	8	19	14	5	26	3	25	10	-	174	-15.1%	▼	174
Domestic and Family - Level 2	2013	6	2	5	3	8	6	9	12	12	13	9	12	85			97
	2014	12	10	15	13	8	9	12	7	9	9	10	-	114	34.1%	▲	114
General Civil - Level 1	2013	1	-	3	3	3	3	6	2	4	4	3	2	32			34
	2014	-	-	1	5	2	2	1	1	2	2	1	-	17	-46.9%	▼	17
General Civil - Level 2	2013	78	53	67	58	69	58	42	53	52	84	152	109	766			875
	2014	37	49	65	97	89	67	56	50	55	66	51	-	682	-11.0%	▼	682
General Civil - Level 3	2013	24	16	20	18	26	23	26	27	27	23	16	16	246			262
	2014	16	22	17	26	20	17	13	16	15	12	6	-	180	-26.8%	▼	180
Miscellaneous	2013	623	519	503	396	334	228	285	296	250	321	295	350	4,050			4,400
	2014	357	356	359	344	250	278	297	281	268	324	259	-	3,373	-16.7%	▼	3,373
Misdemeanor	2013	116	133	105	101	137	109	146	110	109	109	94	121	1,269			1,390
	2014	72	116	96	130	116	134	120	106	140	117	66	-	1,213	-4.4%	▼	1,213
Non-Capital Felonies and Related Matters	2013	302	302	213	293	390	321	250	401	248	371	246	241	3,337			3,578
	2014	297	194	393	290	287	282	291	224	249	352	270	-	3,129	-6.2%	▼	3,129
Other	2013	32	35	23	18	30	23	24	21	22	32	23	23	283			306
	2014	33	53	35	41	34	52	54	72	51	58	36	-	519	83.4%	▲	519
Other Criminally Related Matters	2013	39	34	37	41	43	27	45	40	25	37	29	38	397			435
	2014	26	24	47	35	42	27	51	37	48	41	28	-	406	2.3%	▲	406
Probates/Wills and Trusts - Level 1	2013	1	-	2	1	-	-	-	-	1	-	-	-	5			5
	2014	-	-	1	1	-	-	-	2	1	2	-	-	7	40.0%	▲	7
Probates/Wills and Trusts - Level 2	2013	8	7	9	4	16	6	9	7	4	3	6	7	79			86
	2014	5	7	7	4	4	12	7	8	9	9	7	-	79	0.0%	↔	79
Protective Orders	2013	1	3	2	3	4	5	8	2	-	-	-	-	28			28
Uncontested Divorce	2013	51	58	76	70	77	69	65	73	57	60	67	47	723			770
	2014	71	56	89	77	60	51	72	61	72	66	38	-	713	-1.4%	▼	713

Type of Court: Circuit

Locale/Circuit: Caroline 15

Start/End Date: Jan-13 / Nov-14

Type of Case: Filings

AVG. Month: 181

2013 AVG Month: 199

2014 AVG Month: 162

Jan-Nov 2013: 2,272

Jan-Nov 2014: 1,781

Filings Trending: Downward ▼

D

a

s

h

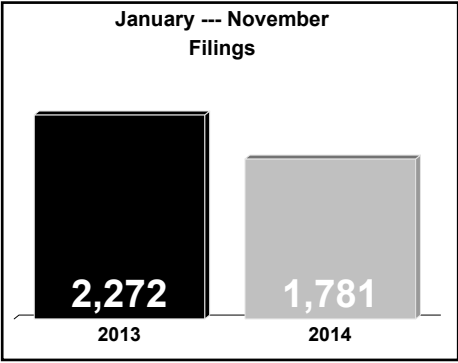
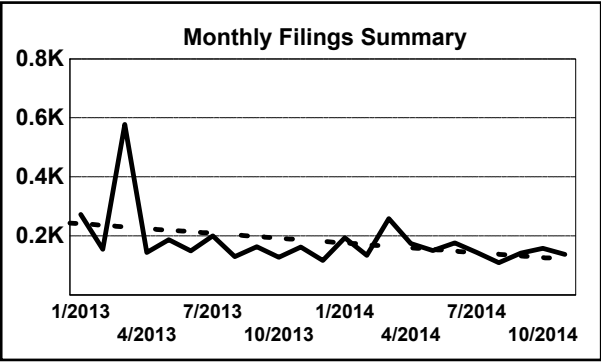
b

o

a

r

d



	Jan	Feb	Mar	Apr	May	Jun	Jul	Aug	Sep	Oct	Nov	Dec	Thru Nov	% Change	Trending	Total
2013	273	155	578	144	187	150	200	130	164	128	163	117	2,272			2,389
2014	194	134	259	174	151	177	144	110	142	158	138	-	1,781	-21.6%	▼	1,781

		Jan	Feb	Mar	Apr	May	Jun	Jul	Aug	Sep	Oct	Nov	Dec	Thru Nov	% Change	Trending	Total
Administrative Law	2013	-	-	-	-	-	-	1	-	1	-	-	-	2			2
	2014	-	-	-	-	-	-	-	-	1	-	-	-	1	-50.0%	▼	1
Contested Divorce	2013	1	2	1	-	3	2	9	1	-	1	2	2	22			24
	2014	2	3	1	-	1	1	1	1	-	2	-	-	12	-45.5%	▼	12
Domestic and Family - Level 1	2013	1	4	4	4	1	2	3	2	2	1	3	2	27			29
	2014	2	4	2	9	4	4	7	3	1	-	1	-	37	37.0%	▲	37
Domestic and Family - Level 2	2013	2	-	-	-	1	1	2	-	1	-	-	-	7			7
	2014	-	1	2	-	2	-	1	-	1	1	-	-	8	14.3%	▲	8
General Civil - Level 1	2013	-	-	-	-	1	-	-	-	-	-	-	-	1			1
	2014	-	-	-	-	-	-	1	-	-	-	-	-	1	0.0%	↔	1
General Civil - Level 2	2013	6	7	2	5	9	5	10	10	9	6	10	5	79			84
	2014	5	4	9	5	5	4	7	8	4	3	2	-	56	-29.1%	▼	56
General Civil - Level 3	2013	4	7	4	3	-	4	2	1	2	1	-	3	28			31
	2014	1	2	8	3	1	1	1	5	2	1	-	-	25	-10.7%	▼	25
Miscellaneous	2013	125	81	88	56	57	48	40	44	54	41	50	54	684			738
	2014	54	56	71	52	37	46	33	40	35	55	40	-	519	-24.1%	▼	519
Misdemeanor	2013	17	8	23	11	34	11	13	10	11	13	24	9	175			184
	2014	24	4	32	20	16	18	17	13	10	22	15	-	191	9.1%	▲	191
Non-Capital Felonies and Related Matters	2013	96	34	440	49	68	61	90	27	48	40	59	25	1,012			1,037
	2014	91	40	108	62	58	74	49	14	57	45	63	-	661	-34.7%	▼	661
Other	2013	10	4	3	8	7	10	14	26	27	12	9	8	130			138
	2014	9	16	11	8	20	19	14	14	19	14	10	-	154	18.5%	▲	154
Other Criminally Related Matters	2013	6	4	4	1	4	2	10	4	7	9	4	3	55			58
	2014	4	1	4	7	4	4	4	5	7	7	5	-	52	-5.5%	▼	52
Probates/Wills and Trusts - Level 2	2013	-	2	2	4	-	1	2	1	1	1	-	-	14			14
	2014	-	-	1	2	-	1	2	5	2	2	1	-	16	14.3%	▲	16
Uncontested Divorce	2013	5	2	7	3	2	3	4	4	1	3	2	6	36			42
	2014	2	3	10	6	3	5	7	2	3	6	1	-	48	33.3%	▲	48

Type of Court: Circuit

Locale/Circuit: Essex 15

Start/End Date: Jan-13 / Nov-14

Type of Case: Filings

AVG. Month: 59

2013 AVG Month: 58

2014 AVG Month: 61

Jan-Nov 2013: 643

Jan-Nov 2014: 674

Filings Trending: Upward ▲

D

a

s

h

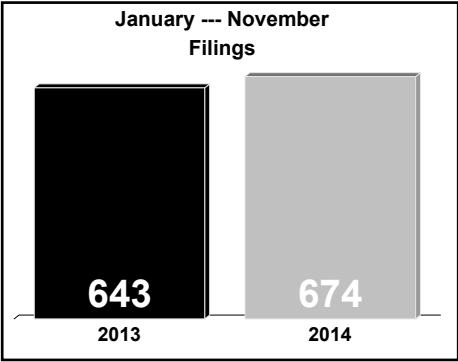
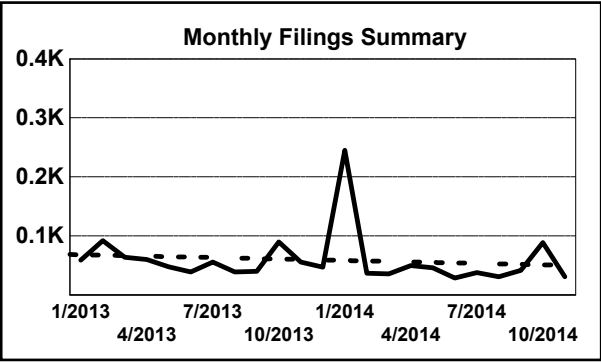
b

o

a

r

d



	Jan	Feb	Mar	Apr	May	Jun	Jul	Aug	Sep	Oct	Nov	Dec	Thru Nov	% Change	Trending	Total
2013	59	92	64	60	48	39	56	39	40	90	56	47	643			690
2014	245	37	36	50	46	29	38	31	42	89	31	-	674	4.8%	▲	674

		Jan	Feb	Mar	Apr	May	Jun	Jul	Aug	Sep	Oct	Nov	Dec	Thru Nov	% Change	Trending	Total
Contested Divorce	2013	-	-	4	2	4	1	1	2	1	-	1	-	16			16
	2014	-	4	4	2	1	5	1	2	2	-	3	-	24	50.0%	▲	24
Domestic and Family - Level 1	2013	-	-	1	-	1	-	1	-	2	-	-	-	5			5
	2014	-	-	-	1	5	-	-	2	-	-	-	-	8	60.0%	▲	8
Domestic and Family - Level 2	2013	-	-	1	-	1	-	-	-	1	-	-	-	3			3
	2014	-	-	-	-	1	-	-	-	-	-	-	-	1	-66.7%	▼	1
General Civil - Level 1	2014	-	-	1	-	-	-	-	-	-	-	-	-	1			1
General Civil - Level 2	2013	1	2	3	4	2	3	2	-	-	3	-	2	20			22
	2014	1	2	3	2	2	1	-	1	-	2	1	-	15	-25.0%	▼	15
General Civil - Level 3	2013	3	1	1	7	-	-	-	-	-	-	1	-	13			13
	2014	1	4	-	-	1	-	-	1	3	-	-	-	10	-23.1%	▼	10
Miscellaneous	2013	40	26	36	10	21	21	17	24	22	19	20	20	256			276
	2014	24	19	16	19	20	11	14	9	16	16	11	-	175	-31.6%	▼	175
Misdemeanor	2013	5	10	3	10	5	2	7	6	3	8	-	4	59			63
	2014	1	3	3	-	-	2	4	2	1	12	1	-	29	-50.8%	▼	29
Non-Capital Felonies and Related Matters	2013	6	43	10	18	6	7	22	3	8	58	30	16	211			227
	2014	218	2	-	24	4	7	12	10	12	52	9	-	350	65.9%	▲	350
Other	2013	-	1	-	-	-	1	1	-	-	-	-	-	3			3
	2014	-	-	-	-	-	-	-	1	2	5	1	-	9	200.0%	▲	9
Other Criminally Related Matters	2013	2	6	2	6	3	1	2	4	1	2	3	2	32			34
	2014	-	3	5	1	9	2	3	2	4	2	3	-	34	6.3%	▲	34
Probates/Wills and Trusts - Level 1	2013	-	2	-	-	-	-	-	-	-	-	-	1	2			3
	2014	-	-	1	-	-	-	-	-	-	-	-	-	1	-50.0%	▼	1
Probates/Wills and Trusts - Level 2	2013	-	-	-	-	-	1	-	-	-	-	-	-	1			1
	2014	-	-	-	-	1	-	-	1	-	-	1	-	3	200.0%	▲	3
Uncontested Divorce	2013	2	1	3	3	5	2	3	-	2	-	1	2	22			24
	2014	-	-	3	1	2	1	4	-	2	-	1	-	14	-36.4%	▼	14

Type of Court: Circuit

Locale/Circuit: Hanover 15

Start/End Date: Jan-13 / Nov-14

Type of Case: Filings

AVG. Month: 518

2013 AVG Month: 549

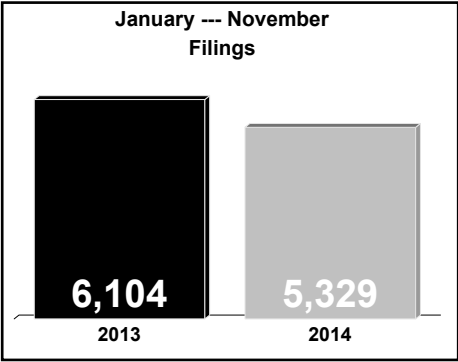
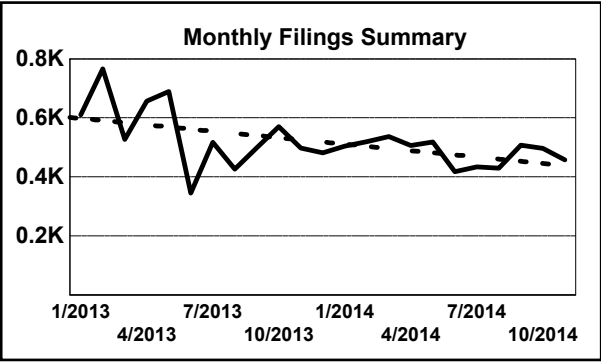
2014 AVG Month: 484

Jan-Nov 2013: 6,104

Jan-Nov 2014: 5,329

Filings Trending: Downward ▼

D
a
s
h
b
o
a
r
d



	Jan	Feb	Mar	Apr	May	Jun	Jul	Aug	Sep	Oct	Nov	Dec	Thru Nov	% Change	Trending	Total
2013	610	766	527	657	689	345	517	426	499	570	498	482	6,104			6,586
2014	504	519	537	506	518	418	434	430	508	497	458	-	5,329	-12.7%	▼	5,329

		Jan	Feb	Mar	Apr	May	Jun	Jul	Aug	Sep	Oct	Nov	Dec	Thru Nov	% Change	Trending	Total
Administrative Law	2013	-	-	-	-	-	-	1	1	-	1	-	-	3			3
	2014	-	-	1	-	1	-	-	2	6	1	1	-	12	300.0%	▲	12
Capital Murder	2014	-	-	-	-	-	-	-	-	1	-	-	-	1			1
Contested Divorce	2013	30	32	36	28	24	17	21	22	19	17	15	10	261			271
	2014	13	28	27	13	20	14	20	16	13	16	15	-	195	-25.3%	▼	195
Domestic and Family - Level 1	2013	8	8	10	6	13	7	10	9	11	10	6	12	98			110
	2014	7	8	16	12	8	4	4	6	6	3	1	-	75	-23.5%	▼	75
Domestic and Family - Level 2	2013	1	4	1	3	3	8	4	1	3	6	8	9	42			51
	2014	2	1	3	2	5	5	3	3	4	4	3	-	35	-16.7%	▼	35
General Civil - Level 1	2013	-	-	1	-	1	-	-	-	-	-	-	1	2			3
	2014	-	-	1	-	-	-	-	-	1	1	-	-	3	50.0%	▲	3
General Civil - Level 2	2013	9	9	11	11	14	15	12	13	12	13	38	22	157			179
	2014	8	13	14	23	25	16	15	17	15	20	10	-	176	12.1%	▲	176
General Civil - Level 3	2013	6	13	11	9	7	1	6	7	12	14	8	10	94			104
	2014	8	6	13	6	6	5	4	3	6	2	3	-	62	-34.0%	▼	62
Miscellaneous	2013	323	377	218	278	355	90	212	122	195	192	178	205	2,540			2,745
	2014	229	174	176	174	121	132	117	129	158	164	148	-	1,722	-32.2%	▼	1,722
Misdemeanor	2013	89	55	67	102	75	42	70	77	54	98	88	67	817			884
	2014	58	69	73	64	72	61	56	72	77	76	68	-	746	-8.7%	▼	746
Non-Capital Felonies and Related Matters	2013	73	167	79	99	115	97	100	101	114	144	96	93	1,185			1,278
	2014	119	135	118	116	181	118	130	100	130	120	133	-	1,400	18.1%	▲	1,400
Other	2013	14	14	16	18	10	8	16	16	8	12	10	12	142			154
	2014	15	12	17	9	15	15	23	18	17	23	19	-	183	28.9%	▲	183
Other Criminally Related Matters	2013	15	9	17	35	17	13	18	7	12	15	16	11	174			185
	2014	9	15	22	18	13	8	14	16	13	13	14	-	155	-10.9%	▼	155
Probates/Wills and Trusts - Level 1	2013	-	-	-	-	-	-	-	1	1	-	-	-	2			2
	2014	1	-	-	1	-	-	1	-	1	1	-	-	5	150.0%	▲	5
Probates/Wills and Trusts - Level 2	2013	1	4	1	-	2	2	1	3	4	6	-	-	24			24
	2014	1	3	-	6	-	2	3	4	1	3	1	-	24	0.0%	↔	24
Uncontested Divorce	2013	41	74	59	68	53	45	46	46	54	42	35	30	563			593
	2014	34	55	56	62	51	38	44	44	59	50	42	-	535	-5.0%	▼	535

Type of Court: Circuit

Locale/Circuit: King George 15

Start/End Date: Jan-13 / Nov-14

Type of Case: Filings

AVG. Month: 107

2013 AVG Month: 125

2014 AVG Month: 87

Jan-Nov 2013: 1,448

Jan-Nov 2014: 955

Filings Trending: Downward ▼

D

a

s

h

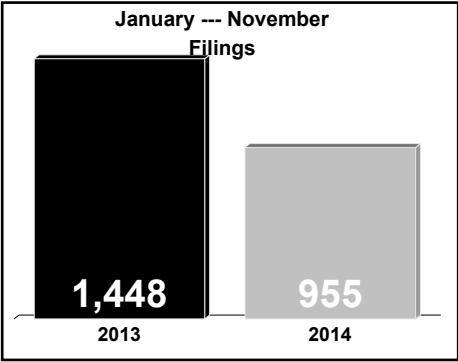
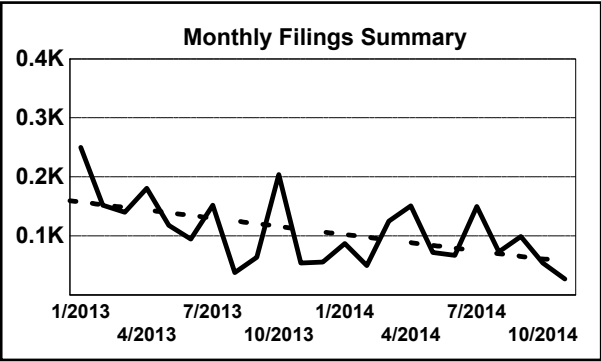
b

o

a

r

d



	Jan	Feb	Mar	Apr	May	Jun	Jul	Aug	Sep	Oct	Nov	Dec	Thru Nov	% Change	Trending	Total
2013	250	152	140	181	118	95	152	38	64	204	54	56	1,448			1,504
2014	87	50	125	151	72	67	150	73	99	54	27	-	955	-34.0%	▼	955

		Jan	Feb	Mar	Apr	May	Jun	Jul	Aug	Sep	Oct	Nov	Dec	Thru Nov	% Change	Trending	Total
Administrative Law	2014	-	-	-	-	1	1	-	-	-	-	-	-	2			2
Contested Divorce	2013	1	4	4	3	2	3	3	-	-	1	-	1	21			22
	2014	2	-	3	1	1	1	-	3	1	-	1	-	13	-38.1%	▼	13
Domestic and Family - Level 1	2013	-	11	2	4	3	4	1	3	-	-	2	5	30			35
	2014	1	2	1	2	-	-	-	1	-	1	-	-	8	-73.3%	▼	8
Domestic and Family - Level 2	2013	1	-	3	-	-	1	1	-	1	2	-	-	9			9
	2014	-	1	-	1	2	-	-	2	1	1	-	-	8	-11.1%	▼	8
General Civil - Level 1	2014	-	-	-	-	-	-	1	-	-	-	-	-	1			1
General Civil - Level 2	2013	2	-	4	4	10	8	11	2	4	7	2	4	54			58
	2014	3	1	4	5	3	6	5	7	5	2	4	-	45	-16.7%	▼	45
General Civil - Level 3	2013	-	1	1	1	6	1	4	2	-	-	1	-	17			17
	2014	-	2	1	-	1	-	1	3	5	2	2	-	17	0.0%	↔	17
Miscellaneous	2013	107	93	82	60	58	27	9	4	5	7	6	3	458			461
	2014	4	4	1	4	2	4	10	8	8	5	6	-	56	-87.8%	▼	56
Misdemeanor	2013	49	11	7	33	8	15	56	9	7	46	9	9	250			259
	2014	17	5	29	24	5	5	20	8	29	8	4	-	154	-38.4%	▼	154
Non-Capital Felonies and Related Matters	2013	83	27	33	73	23	25	60	12	44	134	30	28	544			572
	2014	57	27	78	110	52	45	108	34	42	32	7	-	592	8.8%	▲	592
Other	2013	-	-	-	1	-	-	1	-	1	-	-	1	3			4
	2014	-	-	-	-	-	-	-	2	3	-	-	-	5	66.7%	▲	5
Other Criminally Related Matters	2013	1	3	-	-	1	1	2	3	1	1	-	1	13			14
	2014	-	1	2	-	1	1	1	-	-	-	1	-	7	-46.2%	▼	7
Probates/Wills and Trusts	2013	-	-	-	-	-	1	-	-	-	-	-	1	1			2
Probates/Wills and Trusts - Level 2	2013	-	-	-	-	-	2	-	-	-	1	1	-	4			4
	2014	-	1	-	-	-	-	-	-	-	1	-	-	2	-50.0%	▼	2
Protective Orders	2014	-	-	-	-	-	-	1	-	-	-	-	-	1			1
Uncontested Divorce	2013	6	2	4	2	7	7	4	3	1	5	3	3	44			47
	2014	3	6	6	4	4	4	3	5	5	2	2	-	44	0.0%	↔	44

Type of Court: Circuit

Locale/Circuit: Lancaster 15

Start/End Date: Jan-13 / Nov-14

Type of Case: Filings

AVG. Month: 56

2013 AVG Month: 60

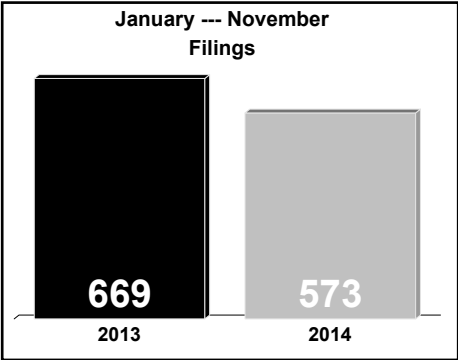
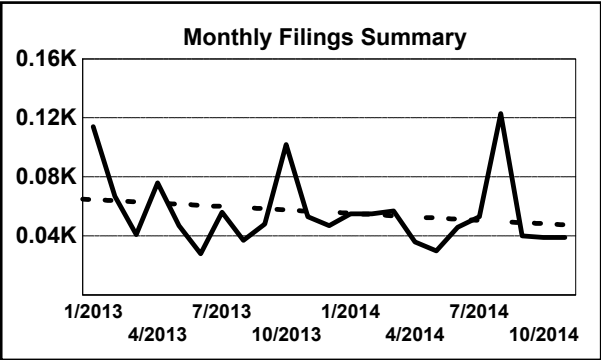
2014 AVG Month: 52

Jan-Nov 2013: 669

Jan-Nov 2014: 573

Filings Trending: Downward ▼

D
a
s
h
b
o
a
r
d



	Jan	Feb	Mar	Apr	May	Jun	Jul	Aug	Sep	Oct	Nov	Dec	Thru Nov	% Change	Trending	Total
2013	114	67	41	76	47	28	56	37	48	102	53	47	669			716
2014	55	55	57	36	30	46	53	123	40	39	39	-	573	-14.3%	▼	573

		Jan	Feb	Mar	Apr	May	Jun	Jul	Aug	Sep	Oct	Nov	Dec	Thru Nov	% Change	Trending	Total
Administrative Law	2013	-	-	-	-	-	-	-	-	1	-	-	-	1			1
Contested Divorce	2013	1	-	-	-	-	-	-	-	-	1	2	-	4			4
	2014	1	-	-	-	2	2	2	-	-	3	-	-	10	150.0%	▲	10
Domestic and Family - Level 1	2013	-	1	-	1	1	-	-	-	-	1	-	-	4			4
	2014	-	-	-	1	-	-	-	-	-	-	-	-	1	-75.0%	▼	1
Domestic and Family - Level 2	2013	-	-	-	-	-	-	1	1	2	-	1	-	5			5
	2014	-	-	2	-	-	-	-	-	1	-	-	-	3	-40.0%	▼	3
General Civil - Level 1	2013	1	-	-	-	-	-	1	-	-	-	2	-	4			4
	2014	-	-	-	-	-	-	1	-	1	-	-	-	2	-50.0%	▼	2
General Civil - Level 2	2013	1	1	2	4	3	3	-	1	1	-	1	2	17			19
	2014	-	3	4	-	1	1	2	2	2	4	1	-	20	17.6%	▲	20
General Civil - Level 3	2013	1	2	1	1	1	1	2	-	3	-	5	5	17			22
	2014	-	-	1	1	3	-	-	3	2	-	-	-	10	-41.2%	▼	10
Miscellaneous	2013	37	30	19	22	18	15	17	17	16	28	29	25	248			273
	2014	23	22	21	15	16	14	12	12	15	12	14	-	176	-29.0%	▼	176
Misdemeanor	2013	6	6	-	6	5	3	6	6	9	18	3	4	68			72
	2014	5	-	1	4	-	3	5	11	4	1	6	-	40	-41.2%	▼	40
Non-Capital Felonies and Related Matters	2013	59	19	13	34	14	3	20	3	11	49	2	5	227			232
	2014	20	19	18	7	5	19	20	88	9	14	15	-	234	3.1%	▲	234
Other	2013	3	4	2	4	3	2	2	2	3	3	6	3	34			37
	2014	3	5	8	4	3	5	6	3	2	2	2	-	43	26.5%	▲	43
Other Criminally Related Matters	2013	3	3	2	1	1	1	5	5	1	1	2	2	25			27
	2014	1	2	2	2	-	-	2	1	4	-	-	-	14	-44.0%	▼	14
Probates/Wills and Trusts	2013	-	-	1	-	-	-	-	-	-	-	-	-	1			1
Probates/Wills and Trusts - Level 2	2013	-	-	-	-	-	-	-	1	-	-	-	-	1			1
	2014	-	1	-	-	-	-	2	-	-	-	-	-	3	200.0%	▲	3
Uncontested Divorce	2013	2	1	1	3	1	-	2	1	1	1	-	1	13			14
	2014	2	3	-	2	-	2	1	3	-	3	1	-	17	30.8%	▲	17

Type of Court: Circuit

Locale/Circuit: Northumberland 15

Start/End Date: Jan-13 / Nov-14

Type of Case: Filings

AVG. Month: 58

2013 AVG Month: 61

2014 AVG Month: 54

Jan-Nov 2013: 667

Jan-Nov 2014: 589

Filings Trending: Downward ▼

D

a

s

h

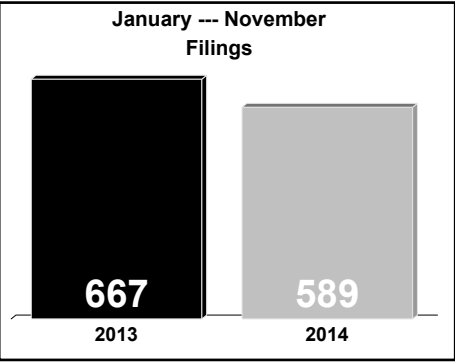
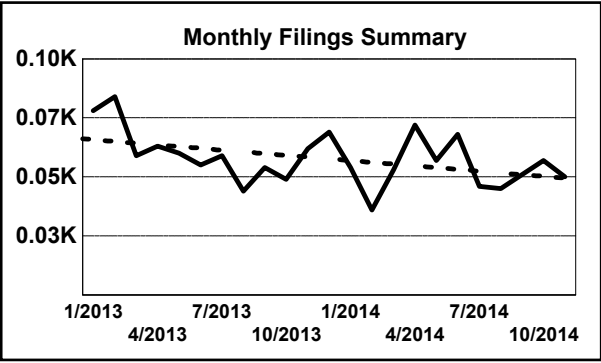
b

o

a

r

d



	Jan	Feb	Mar	Apr	May	Jun	Jul	Aug	Sep	Oct	Nov	Dec	Thru Nov	% Change	Trending	Total
2013	78	84	59	63	60	55	59	44	54	49	62	69	667			736
2014	54	36	53	72	57	68	46	45	51	57	50	-	589	-11.7%	▼	589

		Jan	Feb	Mar	Apr	May	Jun	Jul	Aug	Sep	Oct	Nov	Dec	Thru Nov	% Change	Trending	Total
Administrative Law	2013	-	-	-	-	-	-	-	1	-	-	-	-	1			1
Contested Divorce	2013	-	1	-	-	1	-	-	-	-	1	2	-	5			5
	2014	1	1	-	2	2	-	3	-	1	2	1	-	13	160.0%	▲	13
Domestic and Family - Level 1	2013	-	-	1	-	-	1	2	1	1	-	-	-	6			6
	2014	1	-	-	-	1	1	-	-	3	-	-	-	6	0.0%	↔	6
Domestic and Family - Level 2	2013	-	-	-	-	-	1	-	-	-	-	-	1	1			2
	2014	1	-	1	1	1	-	-	-	-	-	-	-	4	300.0%	▲	4
General Civil - Level 2	2013	1	3	1	3	2	-	2	1	-	2	2	4	17			21
	2014	4	-	2	1	2	1	-	2	3	4	3	-	22	29.4%	▲	22
General Civil - Level 3	2013	-	-	-	1	-	2	-	1	-	1	1	-	6			6
	2014	1	1	2	-	-	1	1	-	2	-	1	-	9	50.0%	▲	9
Miscellaneous	2013	43	56	37	11	20	23	26	21	21	11	35	37	304			341
	2014	23	26	31	34	18	26	21	17	16	23	15	-	250	-17.8%	▼	250
Misdemeanor	2013	6	3	3	4	8	4	10	2	2	1	7	3	50			53
	2014	6	-	3	7	2	7	2	14	5	7	3	-	56	12.0%	▲	56
Non-Capital Felonies and Related Matters	2013	21	17	13	40	20	21	17	14	24	23	6	18	216			234
	2014	13	1	11	20	27	22	14	5	13	15	22	-	163	-24.5%	▼	163
Other	2013	5	2	1	1	2	2	1	-	1	4	6	1	25			26
	2014	1	2	2	1	1	2	1	1	3	3	2	-	19	-24.0%	▼	19
Other Criminally Related Matters	2013	-	2	2	1	3	1	1	1	2	-	-	-	13			13
	2014	2	-	-	2	2	4	2	3	4	2	-	-	21	61.5%	▲	21
Probates/Wills and Trusts - Level 2	2013	-	-	-	-	-	-	-	1	-	-	1	-	2			2
	2014	-	-	-	-	-	-	-	1	-	-	-	-	1	-50.0%	▼	1
Uncontested Divorce	2013	2	-	1	2	4	-	-	1	3	6	2	5	21			26
	2014	1	5	1	4	1	4	2	2	1	1	3	-	25	19.0%	▲	25

Type of Court: Circuit

Locale/Circuit: Richmond County 15

Start/End Date: Jan-13 / Nov-14

Type of Case: Filings

AVG. Month: 50

2013 AVG Month: 53

2014 AVG Month: 46

Jan-Nov 2013: 597

Jan-Nov 2014: 509

Filings Trending: Downward ▼

D

a

s

h

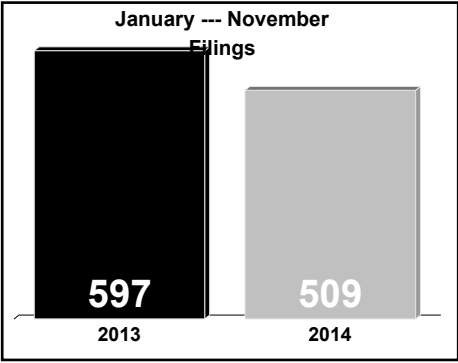
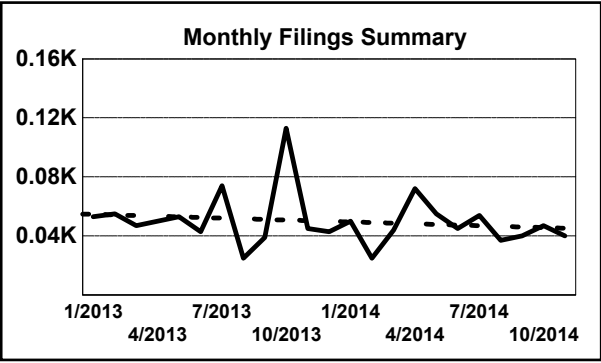
b

o

a

r

d



	Jan	Feb	Mar	Apr	May	Jun	Jul	Aug	Sep	Oct	Nov	Dec	Thru Nov	% Change	Trending	Total
2013	53	55	47	50	53	43	74	25	39	113	45	43	597			640
2014	50	25	44	72	55	45	54	37	40	47	40	-	509	-14.7%	▼	509

		Jan	Feb	Mar	Apr	May	Jun	Jul	Aug	Sep	Oct	Nov	Dec	Thru Nov	% Change	Trending	Total
Administrative Law	2014	-	-	-	-	1	-	-	-	-	-	-	-	1			1
Contested Divorce	2013	-	-	2	1	3	-	2	-	-	2	-	1	10			11
	2014	-	-	-	-	-	-	-	1	-	-	-	-	1	-90.0%	▼	1
Domestic and Family - Level 1	2013	-	-	-	2	4	-	-	-	-	5	-	-	11			11
	2014	-	-	-	1	2	-	-	-	-	-	-	-	3	-72.7%	▼	3
Domestic and Family - Level 2	2013	-	-	-	-	-	-	-	3	-	1	1	-	5			5
	2014	-	-	-	-	1	-	-	-	-	-	-	-	1	-80.0%	▼	1
General Civil - Level 1	2013	-	-	1	-	-	-	-	-	-	-	-	1	1			2
	2014	1	1	-	-	-	-	-	-	-	-	-	-	2	100.0%	▲	2
General Civil - Level 2	2013	1	3	1	-	3	-	4	-	4	-	1	1	17			18
	2014	1	2	2	2	-	1	1	2	1	-	-	-	12	-29.4%	▼	12
General Civil - Level 3	2013	3	1	-	1	2	2	1	2	-	3	1	-	16			16
	2014	1	-	-	3	-	-	1	-	-	-	1	-	6	-62.5%	▼	6
Miscellaneous	2013	24	26	19	11	13	7	14	6	7	15	13	11	155			166
	2014	11	14	13	18	17	9	11	11	9	13	10	-	136	-12.3%	▼	136
Misdemeanor	2013	7	2	3	8	4	6	6	2	2	17	9	2	66			68
	2014	4	-	2	5	5	2	7	2	5	9	-	-	41	-37.9%	▼	41
Non-Capital Felonies and Related Matters	2013	5	4	1	12	4	10	24	-	12	48	12	3	132			135
	2014	15	3	5	19	16	14	4	12	8	13	6	-	115	-12.9%	▼	115
Other	2013	13	17	18	13	18	18	21	11	14	19	6	22	168			190
	2014	15	4	22	21	9	19	24	5	14	9	17	-	159	-5.4%	▼	159
Other Criminally Related Matters	2013	-	1	-	-	2	-	-	1	-	2	1	2	7			9
	2014	-	-	-	2	4	-	5	-	1	1	2	-	15	114.3%	▲	15
Probates/Wills and Trusts	2014	-	-	-	-	-	-	-	-	-	-	2	-	2			2
Uncontested Divorce	2013	-	1	2	2	-	-	2	-	-	1	1	-	9			9
	2014	2	1	-	1	-	-	1	4	2	2	2	-	15	66.7%	▲	15

Type of Court: Circuit

Locale/Circuit: Spotsylvania 15

Start/End Date: Jan-13 / Nov-14

Type of Case: Filings

AVG. Month: 505

2013 AVG Month: 528

2014 AVG Month: 479

Jan-Nov 2013: 5,888

Jan-Nov 2014: 5,271

Filings Trending: Downward ▼

D

a

s

h

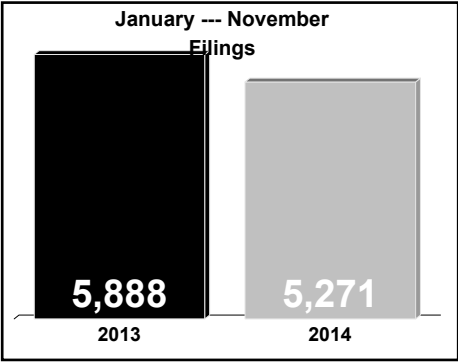
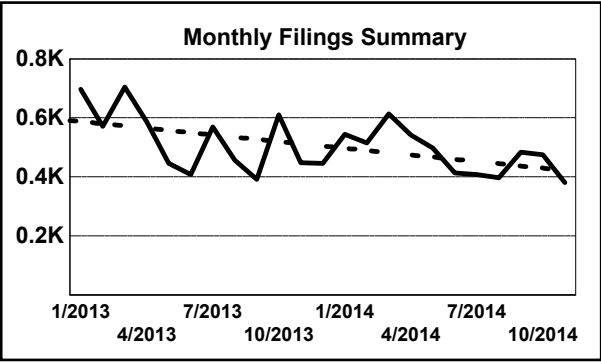
b

o

a

r

d



	Jan	Feb	Mar	Apr	May	Jun	Jul	Aug	Sep	Oct	Nov	Dec	Thru Nov	% Change	Trending	Total
2013	697	571	704	586	446	408	569	457	392	610	448	446	5,888			6,334
2014	544	515	613	542	498	414	408	397	484	475	381	-	5,271	-10.5%	▼	5,271

		Jan	Feb	Mar	Apr	May	Jun	Jul	Aug	Sep	Oct	Nov	Dec	Thru Nov	% Change	Trending	Total
Administrative Law	2013	-	-	1	-	3	1	1	1	-	-	-	-	7			7
	2014	-	-	-	-	-	-	-	-	2	1	-	-	3	-57.1%	▼	3
Contested Divorce	2013	11	3	14	12	4	6	10	11	8	6	12	3	97			100
	2014	17	10	4	15	5	8	11	12	8	11	6	-	107	10.3%	▲	107
Domestic and Family - Level 1	2013	29	14	15	7	12	21	33	33	6	29	5	5	204			209
	2014	16	10	31	28	23	12	17	22	23	2	9	-	193	-5.4%	▼	193
Domestic and Family - Level 2	2013	5	2	6	2	3	6	3	7	3	5	1	4	43			47
	2014	5	5	3	3	15	11	4	10	2	13	2	-	73	69.8%	▲	73
General Civil - Level 1	2013	2	1	-	-	-	-	-	-	-	-	-	1	3			4
	2014	1	-	-	-	2	-	-	2	-	-	-	-	5	66.7%	▲	5
General Civil - Level 2	2013	16	15	17	21	22	23	19	15	9	18	39	21	214			235
	2014	28	16	21	23	25	18	26	18	26	24	16	-	241	12.6%	▲	241
General Civil - Level 3	2013	3	4	6	7	4	11	5	4	7	11	9	5	71			76
	2014	5	13	14	8	6	8	8	7	5	7	2	-	83	16.9%	▲	83
Miscellaneous	2013	440	356	381	268	182	152	219	182	208	245	230	208	2,863			3,071
	2014	252	239	299	210	203	136	161	183	191	213	160	-	2,247	-21.5%	▼	2,247
Misdemeanor	2013	34	30	26	30	42	26	39	30	22	42	42	27	363			390
	2014	27	43	35	40	38	43	30	21	25	32	17	-	351	-3.3%	▼	351
Non-Capital Felonies and Related Matters	2013	108	92	181	184	112	102	180	118	85	202	72	124	1,436			1,560
	2014	131	135	152	147	119	132	86	72	148	121	117	-	1,360	-5.3%	▼	1,360
Other	2013	20	24	20	24	32	31	25	22	17	19	13	16	247			263
	2014	20	24	19	29	27	20	20	17	30	23	25	-	254	2.8%	▲	254
Other Criminally Related Matters	2013	5	7	6	4	3	5	8	2	4	8	9	4	61			65
	2014	4	3	1	6	11	7	12	6	5	7	11	-	73	19.7%	▲	73
Probates/Wills and Trusts - Level 1	2013	-	-	-	-	-	-	-	-	-	-	-	1	0			1
	2014	1	1	-	2	-	-	-	-	1	-	1	-	6	0.0%	↔	6
Probates/Wills and Trusts - Level 2	2013	3	3	2	2	2	9	4	8	2	7	4	4	46			50
	2014	5	1	3	8	5	4	6	4	4	2	2	-	44	-4.3%	▼	44
Uncontested Divorce	2013	21	20	29	25	25	15	23	24	21	18	12	23	233			256
	2014	32	15	31	23	19	15	27	23	14	19	13	-	231	-0.9%	▼	231

Type of Court: Circuit

Locale/Circuit: Stafford 15

Start/End Date: Jan-13 / Nov-14

Type of Case: Filings

AVG. Month: 735

2013 AVG Month: 785

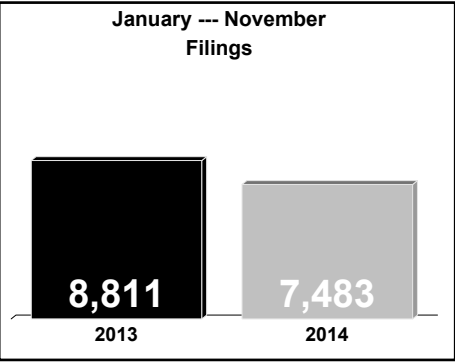
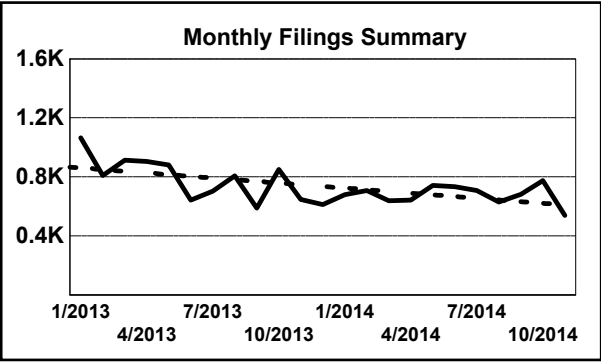
2014 AVG Month: 680

Jan-Nov 2013: 8,811

Jan-Nov 2014: 7,483

Filings Trending: Downward ▼

D
a
s
h
b
o
a
r
d



	Jan	Feb	Mar	Apr	May	Jun	Jul	Aug	Sep	Oct	Nov	Dec	Thru Nov	% Change	Trending	Total
2013	1,064	809	913	904	882	642	703	808	588	850	648	613	8,811			9,424
2014	680	708	638	644	743	733	709	631	683	774	540	-	7,483	-15.1%	▼	7,483

		Jan	Feb	Mar	Apr	May	Jun	Jul	Aug	Sep	Oct	Nov	Dec	Thru Nov	% Change	Trending	Total
Administrative Law	2013	-	-	2	-	1	1	4	2	-	3	-	2	13			15
	2014	-	-	-	4	3	1	-	5	4	2	-	-	19	46.2%	▲	19
Capital Murder	2014	-	-	-	-	-	-	-	-	1	-	-	-	1			1
Contested Divorce	2013	14	6	12	8	8	15	9	13	7	10	8	11	110			121
	2014	10	10	11	10	13	15	14	20	23	17	21	-	164	49.1%	▲	164
Domestic and Family - Level 1	2013	8	5	14	2	20	8	9	13	7	4	7	20	97			117
	2014	3	1	10	7	4	8	4	4	15	1	3	-	60	-38.1%	▼	60
Domestic and Family - Level 2	2013	4	2	3	5	9	9	7	5	7	3	2	9	56			65
	2014	6	1	3	3	4	4	7	4	5	3	2	-	42	-25.0%	▼	42
General Civil - Level 1	2013	-	2	1	1	2	-	2	2	-	1	1	-	12			12
	2014	2	1	1	-	1	-	-	-	1	2	2	-	10	-16.7%	▼	10
General Civil - Level 2	2013	13	21	24	12	26	9	24	16	19	25	36	26	225			251
	2014	22	10	16	20	15	19	16	17	28	24	17	-	204	-9.3%	▼	204
General Civil - Level 3	2013	10	6	11	9	9	11	9	13	5	15	8	7	106			113
	2014	10	20	8	10	9	6	6	8	7	11	2	-	97	-8.5%	▼	97
Miscellaneous	2013	469	406	377	281	225	203	241	216	210	268	239	200	3,135			3,335
	2014	246	235	242	203	235	176	209	221	230	232	186	-	2,415	-23.0%	▼	2,415
Misdemeanor	2013	127	96	96	118	150	83	79	132	63	118	97	70	1,159			1,229
	2014	109	80	80	113	80	67	85	53	67	108	72	-	914	-21.1%	▼	914
Non-Capital Felonies and Related Matters	2013	366	233	339	407	391	260	263	362	226	362	213	235	3,422			3,657
	2014	236	309	228	225	346	375	302	243	213	300	195	-	2,972	-13.2%	▼	2,972
Other	2013	3	1	1	2	7	2	2	-	-	1	-	-	19			19
	2014	1	-	-	-	-	6	3	2	2	4	7	-	25	31.6%	▲	25
Other Criminally Related Matters	2013	8	2	7	13	8	12	17	7	14	12	17	11	117			128
	2014	11	15	12	14	11	22	12	10	23	21	7	-	158	35.0%	▲	158
Probates/Wills and Trusts - Level 1	2013	-	-	-	1	-	-	-	-	-	-	-	-	1			1
	2014	-	-	-	-	1	-	-	-	-	1	-	-	2	100.0%	▲	2
Probates/Wills and Trusts - Level 2	2013	5	3	1	7	4	4	2	-	1	1	2	1	30			31
	2014	2	2	1	2	3	5	3	3	3	2	4	-	30	0.0%	↔	30
Uncontested Divorce	2013	37	26	25	38	22	25	35	27	29	27	18	21	309			330
	2014	22	24	26	33	18	29	48	41	61	46	22	-	370	19.7%	▲	370

Type of Court: Circuit

Locale/Circuit: Westmoreland 15

Start/End Date: Jan-13 / Nov-14

Type of Case: Filings

AVG. Month: 80

2013 AVG Month: 88

2014 AVG Month: 72

Jan-Nov 2013: 959

Jan-Nov 2014: 795

Filings Trending: Downward ▼

D

a

s

h

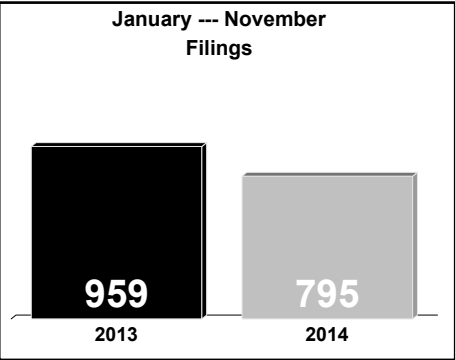
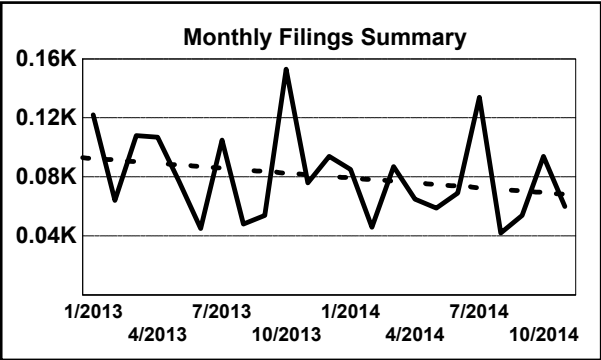
b

o

a

r

d



	Jan	Feb	Mar	Apr	May	Jun	Jul	Aug	Sep	Oct	Nov	Dec	Thru Nov	% Change	Trending	Total
2013	122	64	108	107	77	45	105	48	54	153	76	94	959			1,053
2014	85	46	87	65	59	69	134	42	54	94	60	-	795	-17.1%	▼	795

		Jan	Feb	Mar	Apr	May	Jun	Jul	Aug	Sep	Oct	Nov	Dec	Thru Nov	% Change	Trending	Total
Contested Divorce	2013	1	-	4	-	-	-	3	-	1	-	-	-	9			9
	2014	-	-	2	-	2	-	-	-	2	-	-	-	6	-33.3%	▼	6
Domestic and Family - Level 1	2013	-	1	-	-	-	-	2	2	-	-	1	-	6	33.3%	▲	8
	2014	-	-	-	-	1	-	-	-	-	1	6	-	8			5
Domestic and Family - Level 2	2013	-	-	1	2	-	-	-	1	-	1	-	-	5			8
	2014	1	1	2	1	-	-	2	-	-	-	1	-	8	60.0%	▲	8
General Civil - Level 1	2013	-	-	-	-	-	-	-	1	-	-	-	-	1	0.0%	↔	1
	2014	-	-	-	-	-	-	-	-	-	-	1	-	1			1
General Civil - Level 2	2013	3	-	2	1	5	1	4	2	-	2	1	4	21			25
	2014	2	3	1	2	1	2	2	2	-	2	-	-	17	-19.0%	▼	17
General Civil - Level 3	2013	2	2	1	-	1	2	1	-	2	1	10	2	22			24
	2014	2	-	-	1	2	2	2	3	1	1	8	-	22	0.0%	↔	22
Miscellaneous	2013	53	51	37	35	19	17	10	22	18	18	31	13	311			324
	2014	32	23	37	32	23	23	20	18	25	17	15	-	265	-14.8%	▼	265
Misdemeanor	2013	15	2	5	14	10	5	7	10	10	7	12	13	97			110
	2014	9	10	4	8	3	12	32	9	5	12	8	-	112	15.5%	▲	112
Non-Capital Felonies and Related Matters	2013	41	8	48	48	18	6	75	3	18	114	9	56	388			444
	2014	28	9	35	19	22	24	68	8	16	52	7	-	288	-25.8%	▼	288
Other	2013	2	-	-	-	1	1	-	-	4	-	1	2	9			11
	2014	-	-	-	-	1	1	1	-	1	-	-	-	4	-55.6%	▼	4
Other Criminally Related Matters	2013	4	-	7	6	22	11	3	6	-	7	10	3	76			79
	2014	9	-	5	-	2	1	7	-	3	9	12	-	48	-36.8%	▼	48
Probates/Wills and Trusts	2013	-	-	-	-	-	1	-	-	-	-	-	-	1			1
Probates/Wills and Trusts - Level 2	2013	-	-	-	-	-	-	-	-	-	1	1	-	2			2
	2014	-	-	1	-	-	-	-	-	-	-	-	-	1	-50.0%	▼	1
Uncontested Divorce	2013	1	-	3	1	1	1	-	1	1	2	-	1	11			12
	2014	2	-	-	2	2	4	-	2	1	-	2	-	15	36.4%	▲	15

Type of Court: Circuit

Locale/Circuit: Fredericksburg 15

Start/End Date: Jan-13 / Nov-14

Type of Case: Filings

AVG. Month: 301

2013 AVG Month: 309

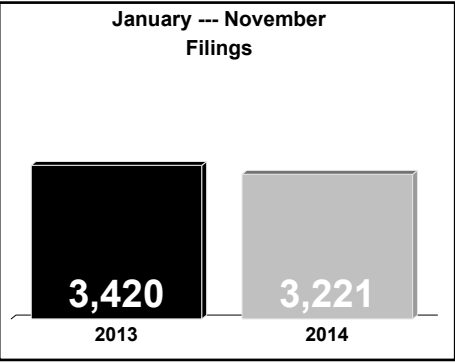
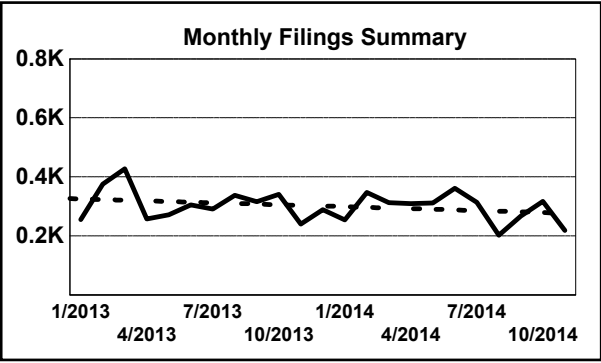
2014 AVG Month: 293

Jan-Nov 2013: 3,420

Jan-Nov 2014: 3,221

Filings Trending: Downward ▼

D
a
s
h
b
o
a
r
d



	Jan	Feb	Mar	Apr	May	Jun	Jul	Aug	Sep	Oct	Nov	Dec	Thru Nov	% Change	Trending	Total
2013	256	376	427	258	272	305	291	338	316	341	240	289	3,420			3,709
2014	255	348	313	310	312	362	314	203	268	317	219	-	3,221	-5.8%	▼	3,221

		Jan	Feb	Mar	Apr	May	Jun	Jul	Aug	Sep	Oct	Nov	Dec	Thru Nov	% Change	Trending	Total
Administrative Law	2013	-	1	2	2	-	-	-	3	-	-	-	1	8			9
	2014	-	-	-	-	2	-	-	-	-	1	1	-	4	-50.0%	▼	4
Contested Divorce	2013	9	11	8	13	16	6	14	12	13	12	9	4	123			127
	2014	12	17	11	22	7	8	-	1	4	5	4	-	91	-26.0%	▼	91
Domestic and Family - Level 1	2013	-	-	1	8	5	4	2	7	11	19	2	3	59			62
	2014	6	9	1	3	2	4	3	-	3	13	1	-	45	-23.7%	▼	45
Domestic and Family - Level 2	2013	2	3	1	4	1	3	2	1	-	12	6	1	35			36
	2014	-	1	1	9	5	6	1	1	43	17	14	-	98	180.0%	▲	98
General Civil - Level 1	2013	-	2	2	2	-	-	-	1	-	-	-	-	7			7
	2014	3	-	1	2	-	2	2	1	-	2	2	-	15	114.3%	▲	15
General Civil - Level 2	2013	14	9	10	15	16	12	6	10	8	7	8	10	115			125
	2014	5	7	12	8	11	8	-	5	10	9	7	-	82	-28.7%	▼	82
General Civil - Level 3	2013	3	6	5	5	1	2	5	8	5	5	2	4	47			51
	2014	2	3	3	3	5	5	3	2	4	4	1	-	35	-25.5%	▼	35
Miscellaneous	2013	66	52	52	37	29	38	36	45	28	41	34	32	458			490
	2014	43	35	38	39	32	23	30	27	33	44	23	-	367	-19.9%	▼	367
Misdemeanor	2013	28	73	61	28	41	45	50	57	48	44	28	33	503			536
	2014	57	63	44	46	37	49	54	37	48	45	46	-	526	4.6%	▲	526
Non-Capital Felonies and Related Matters	2013	116	177	251	116	134	160	132	165	176	168	113	175	1,708			1,883
	2014	99	176	163	147	177	204	198	114	107	154	111	-	1,650	-3.4%	▼	1,650
Other	2013	1	2	-	-	-	1	1	2	3	3	-	-	13			13
	2014	2	1	-	3	8	4	5	3	3	5	3	-	37	184.6%	▲	37
Other Criminally Related Matters	2013	1	6	3	5	7	7	10	4	3	4	2	5	52			57
	2014	3	11	3	7	2	25	10	8	8	9	1	-	87	67.3%	▲	87
Probates/Wills and Trusts - Level 2	2013	-	1	-	-	1	-	-	1	1	1	-	1	5			6
	2014	1	1	1	-	1	1	4	-	-	-	-	-	9	80.0%	▲	9
Uncontested Divorce	2013	16	33	31	23	21	27	33	22	20	25	36	20	287			307
	2014	22	24	35	21	23	23	4	4	5	9	5	-	175	-39.0%	▼	175

Type of Court: Circuit

Locale/Circuit: Albemarle 16

Start/End Date: Jan-13 / Nov-14

Type of Case: Filings

AVG. Month: 331

2013 AVG Month: 321

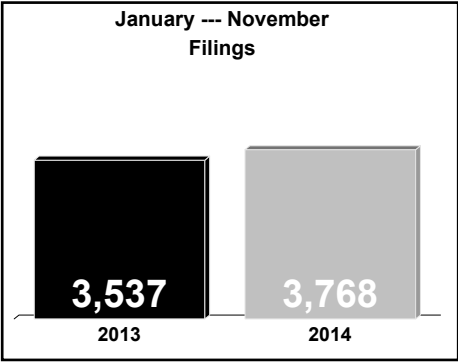
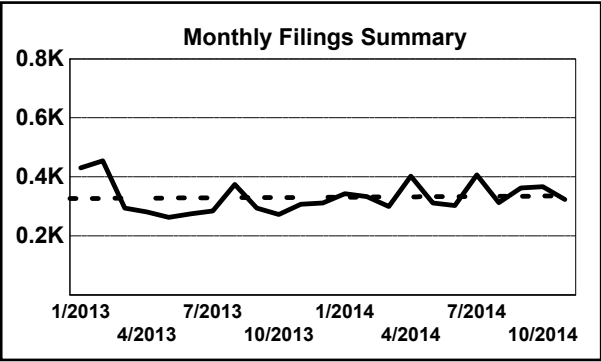
2014 AVG Month: 343

Jan-Nov 2013: 3,537

Jan-Nov 2014: 3,768

Filings Trending: Upward ▲

D
a
s
h
b
o
a
r
d



	Jan	Feb	Mar	Apr	May	Jun	Jul	Aug	Sep	Oct	Nov	Dec	Thru Nov	% Change	Trending	Total
2013	431	455	295	282	263	275	285	375	295	273	308	312	3,537			3,849
2014	343	333	300	403	312	303	407	313	363	367	324	-	3,768	6.5%	▲	3,768

		Jan	Feb	Mar	Apr	May	Jun	Jul	Aug	Sep	Oct	Nov	Dec	Thru Nov	% Change	Trending	Total
Administrative Law	2013	1	-	1	-	-	-	-	-	-	-	-	-	2			2
	2014	-	-	-	-	-	-	-	-	1	-	-	-	1	-50.0%	▼	1
Capital Murder	2014	-	-	-	1	-	-	-	-	-	-	-	-	1			1
Contested Divorce	2013	4	10	2	4	8	5	9	9	5	8	2	4	66			70
	2014	3	9	8	8	6	13	7	8	10	4	7	-	83	25.8%	▲	83
Domestic and Family - Level 1	2013	5	2	-	2	4	1	11	5	3	4	2	-	39			39
	2014	3	5	4	2	1	-	8	11	7	9	3	-	53	35.9%	▲	53
Domestic and Family - Level 2	2013	3	4	-	4	1	3	1	4	3	1	1	2	25			27
	2014	2	4	4	6	-	4	4	4	3	1	1	-	33	32.0%	▲	33
General Civil - Level 1	2013	3	3	1	-	3	5	-	2	2	1	1	2	21			23
	2014	-	-	-	1	3	2	4	1	1	3	5	-	20	-4.8%	▼	20
General Civil - Level 2	2013	56	29	40	21	30	28	12	47	53	28	46	33	390			423
	2014	26	39	23	39	45	40	76	53	44	27	54	-	466	19.5%	▲	466
General Civil - Level 3	2013	2	4	4	3	2	7	4	3	6	8	8	5	51			56
	2014	18	14	8	3	5	15	8	4	3	5	4	-	87	70.6%	▲	87
Miscellaneous	2013	234	224	131	144	119	133	144	136	116	124	130	133	1,635			1,768
	2014	172	153	160	180	115	85	170	138	160	169	148	-	1,650	0.9%	▲	1,650
Misdemeanor	2013	16	24	15	16	17	22	12	16	19	30	14	16	201			217
	2014	13	31	14	18	12	10	17	21	24	21	15	-	196	-2.5%	▼	196
Non-Capital Felonies and Related Matters	2013	69	121	70	52	57	38	65	129	59	52	78	99	790			889
	2014	86	53	50	118	102	93	68	51	70	80	48	-	819	3.7%	▲	819
Other	2013	9	17	8	8	4	9	9	3	8	3	1	4	79			83
	2014	2	2	3	7	4	24	22	6	20	16	11	-	117	48.1%	▲	117
Other Criminally Related Matters	2013	11	-	2	2	-	1	2	1	2	2	7	4	30			34
	2014	1	-	5	4	4	4	4	-	3	3	2	-	30	0.0%	↔	30
Probates/Wills and Trusts - Level 1	2013	-	-	-	-	-	-	-	1	-	1	-	-	2			2
	2014	1	-	-	-	-	-	-	-	-	-	1	-	2	0.0%	↔	2
Probates/Wills and Trusts - Level 2	2013	-	-	1	-	-	3	1	-	1	-	-	-	6			6
	2014	1	3	-	3	1	2	3	2	4	7	3	-	29	383.3%	▲	29
Protective Orders	2013	-	-	-	-	-	-	-	1	1	1	1	2	4			6
	2014	2	2	1	1	1	-	-	-	-	-	1	-	8	100.0%	▲	8
Uncontested Divorce	2013	18	17	20	26	18	20	15	18	17	10	17	8	196			204
	2014	13	18	20	12	13	11	16	14	13	22	21	-	173	-11.7%	▼	173

Type of Court: Circuit

Locale/Circuit: Culpeper 16

Start/End Date: Jan-13 / Nov-14

Type of Case: Filings

AVG. Month: 202

2013 AVG Month: 205

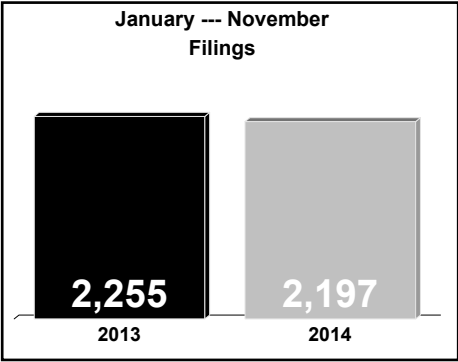
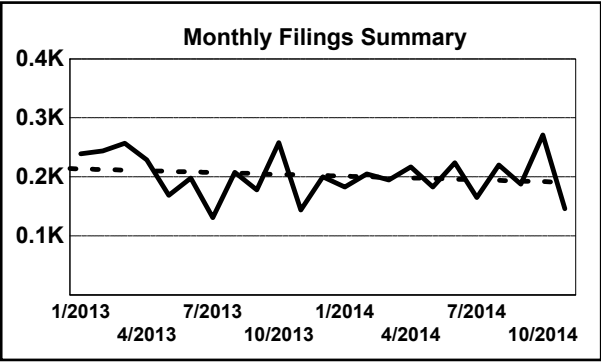
2014 AVG Month: 200

Jan-Nov 2013: 2,255

Jan-Nov 2014: 2,197

Filings Trending: Downward ▼

D
a
s
h
b
o
a
r
d



	Jan	Feb	Mar	Apr	May	Jun	Jul	Aug	Sep	Oct	Nov	Dec	Thru Nov	% Change	Trending	Total
2013	239	244	257	229	169	198	131	208	178	258	144	200	2,255			2,455
2014	183	205	195	217	183	224	165	220	188	271	146	-	2,197	-2.6%	▼	2,197

		Jan	Feb	Mar	Apr	May	Jun	Jul	Aug	Sep	Oct	Nov	Dec	Thru Nov	% Change	Trending	Total
Administrative Law	2013	1	-	1	1	-	-	-	-	-	-	-	-	3			3
	2014	-	1	-	-	-	-	-	-	-	-	-	-	1	-66.7%	▼	1
Contested Divorce	2013	2	8	4	10	1	2	4	4	2	4	2	1	43			44
	2014	9	4	1	4	7	5	3	7	7	6	4	-	57	32.6%	▲	57
Domestic and Family - Level 1	2013	3	1	4	4	1	8	1	1	10	3	9	2	45			47
	2014	4	3	3	7	2	-	1	5	5	19	2	-	51	13.3%	▲	51
Domestic and Family - Level 2	2013	1	1	2	4	3	1	2	1	3	3	1	3	22			25
	2014	-	1	6	5	4	5	2	2	5	1	-	-	31	40.9%	▲	31
General Civil - Level 1	2013	1	-	-	1	-	2	-	-	-	-	-	1	4			5
	2014	-	-	-	-	1	-	-	-	-	1	2	-	4	0.0%	↔	4
General Civil - Level 2	2013	8	6	7	7	7	5	4	5	7	7	8	8	71			79
	2014	4	2	7	5	6	3	8	9	4	12	6	-	66	-7.0%	▼	66
General Civil - Level 3	2013	9	1	2	7	7	7	12	7	10	6	3	3	71			74
	2014	16	5	8	6	4	7	4	12	4	9	4	-	79	11.3%	▲	79
Miscellaneous	2013	163	120	121	96	79	76	58	72	74	75	71	76	1,005			1,081
	2014	82	91	99	97	66	76	63	81	68	75	53	-	851	-15.3%	▼	851
Misdemeanor	2013	6	17	10	20	12	17	6	29	23	26	9	21	175			196
	2014	15	20	16	25	12	17	17	25	18	31	16	-	212	21.1%	▲	212
Non-Capital Felonies and Related Matters	2013	30	74	91	53	40	68	22	69	30	119	26	77	622			699
	2014	41	57	37	53	63	95	46	56	49	87	44	-	628	1.0%	▲	628
Other	2013	3	2	4	6	7	3	4	5	2	5	4	1	45			46
	2014	3	3	1	5	5	4	7	6	10	8	7	-	59	31.1%	▲	59
Other Criminally Related Matters	2013	4	1	1	4	2	-	5	2	3	2	-	2	24			26
	2014	-	4	1	1	-	-	2	7	6	4	2	-	27	12.5%	▲	27
Probates/Wills and Trusts - Level 1	2013	1	-	-	1	-	-	2	-	1	-	-	-	5			5
	2014	-	-	1	-	-	1	-	-	-	-	1	-	3	-40.0%	▼	3
Probates/Wills and Trusts - Level 2	2013	1	1	2	1	-	1	1	4	2	-	2	1	15			16
	2014	-	-	4	2	2	2	1	-	1	1	-	-	13	-13.3%	▼	13
Uncontested Divorce	2013	6	12	8	14	10	8	10	9	11	8	9	4	105			109
	2014	9	14	11	7	11	9	11	10	11	17	5	-	115	9.5%	▲	115

Type of Court: Circuit

Locale/Circuit: Fluvanna 16

Start/End Date: Jan-13 / Nov-14

Type of Case: Filings

AVG. Month: 101

2013 AVG Month: 97

2014 AVG Month: 104

Jan-Nov 2013: 1,088

Jan-Nov 2014: 1,148

Filings Trending: Upward ▲

D

a

s

h

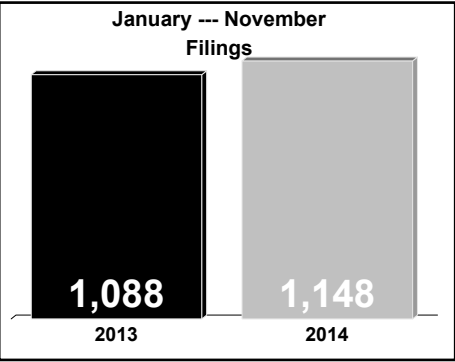
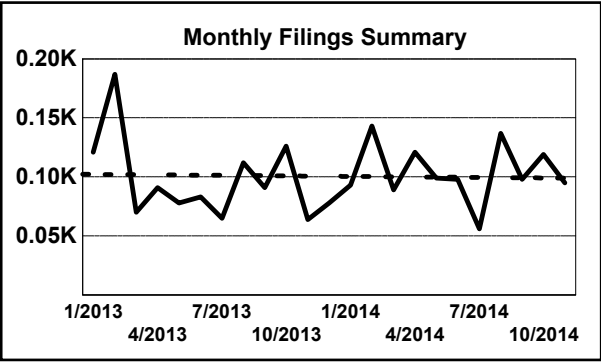
b

o

a

r

d



	Jan	Feb	Mar	Apr	May	Jun	Jul	Aug	Sep	Oct	Nov	Dec	Thru Nov	% Change	Trending	Total
2013	121	187	70	91	78	83	65	112	91	126	64	78	1,088			1,166
2014	93	143	89	121	99	98	56	137	98	119	95	-	1,148	5.5%	▲	1,148

		Jan	Feb	Mar	Apr	May	Jun	Jul	Aug	Sep	Oct	Nov	Dec	Thru Nov	% Change	Trending	Total
Administrative Law	2013	-	-	-	-	-	-	-	-	1	-	-	1	1			2
Contested Divorce	2013	3	1	1	2	1	-	-	2	3	-	4	1	17			18
	2014	2	2	1	2	2	3	-	1	-	2	3	-	18	5.9%	▲	18
Domestic and Family - Level 1	2013	-	2	-	1	-	3	-	1	1	-	-	2	8			10
	2014	4	1	1	-	4	6	-	14	-	-	4	-	34	325.0%	▲	34
Domestic and Family - Level 2	2013	4	3	-	3	1	-	-	2	4	1	1	-	19			19
	2014	2	1	1	1	13	2	-	3	2	2	-	-	27	42.1%	▲	27
General Civil - Level 1	2013	-	-	-	-	-	-	1	-	-	-	-	-	1			1
	2014	-	1	-	-	-	-	-	-	-	-	-	-	1	0.0%	↔	1
General Civil - Level 2	2013	2	5	2	1	-	2	2	7	1	4	-	2	26			28
	2014	7	4	2	4	5	3	4	3	2	4	2	-	40	53.8%	▲	40
General Civil - Level 3	2013	1	-	-	2	5	1	2	1	5	-	1	-	18			18
	2014	1	1	5	2	-	1	-	1	-	3	1	-	15	-16.7%	▼	15
Miscellaneous	2013	95	79	50	53	49	32	50	52	50	41	48	21	599			620
	2014	52	45	53	50	38	41	23	44	47	45	55	-	493	-17.7%	▼	493
Misdemeanor	2013	4	15	-	12	4	7	-	10	6	16	1	7	75			82
	2014	7	22	12	19	11	7	8	14	13	15	8	-	136	81.3%	▲	136
Non-Capital Felonies and Related Matters	2013	6	81	8	11	10	29	6	27	15	46	6	37	245			282
	2014	11	57	11	34	13	19	10	46	10	29	10	-	250	2.0%	▲	250
Other	2013	-	-	1	1	-	1	-	1	-	-	-	-	4			4
	2014	-	-	-	-	2	2	5	2	5	1	6	-	23	475.0%	▲	23
Other Criminally Related Matters	2013	1	-	-	4	5	4	-	1	-	11	-	3	26			29
	2014	5	3	-	6	6	7	2	4	14	13	2	-	62	138.5%	▲	62
Probates/Wills and Trusts - Level 2	2013	-	-	-	-	-	-	-	2	-	1	1	-	4			4
	2014	1	-	-	1	-	1	-	-	1	1	-	-	5	25.0%	▲	5
Protective Orders	2013	1	-	-	-	-	-	-	-	-	-	-	-	1			1
Uncontested Divorce	2013	4	1	8	1	3	4	4	6	5	6	2	4	44			48
	2014	1	6	3	2	5	6	4	5	4	4	4	-	44	0.0%	↔	44

Type of Court: Circuit

Locale/Circuit: Goochland 16

Start/End Date: Jan-13 / Nov-14

Type of Case: Filings

AVG. Month: 86

2013 AVG Month: 95

2014 AVG Month: 76

Jan-Nov 2013: 1,044

Jan-Nov 2014: 831

Filings Trending: Downward ▼

D

a

s

h

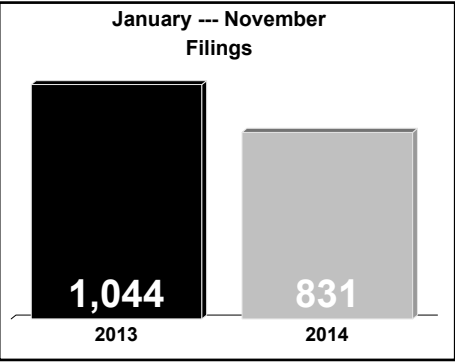
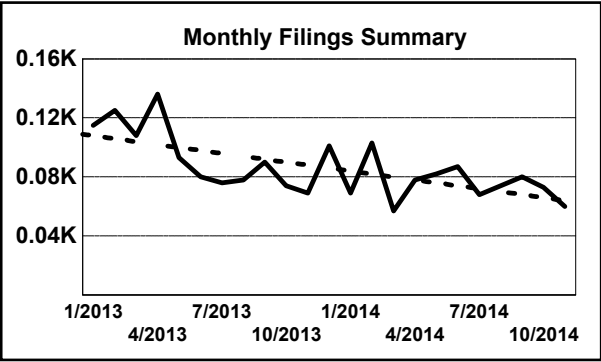
b

o

a

r

d



	Jan	Feb	Mar	Apr	May	Jun	Jul	Aug	Sep	Oct	Nov	Dec	Thru Nov	% Change	Trending	Total
2013	115	125	108	136	93	80	76	78	90	74	69	101	1,044			1,145
2014	69	103	57	78	82	87	68	74	80	73	60	-	831	-20.4%	▼	831

		Jan	Feb	Mar	Apr	May	Jun	Jul	Aug	Sep	Oct	Nov	Dec	Thru Nov	% Change	Trending	Total
Administrative Law	2013	-	-	-	-	-	-	2	-	1	-	-	-	3			3
Contested Divorce	2013	1	2	1	2	2	1	1	1	3	-	-	-	14			14
	2014	1	1	-	-	2	1	1	2	-	-	-	-	8	-42.9%	▼	8
Domestic and Family - Level 1	2013	1	1	6	1	-	2	3	3	-	1	4	1	22			23
	2014	2	-	1	-	-	-	2	-	2	-	-	-	7	-68.2%	▼	7
Domestic and Family - Level 2	2013	1	3	2	-	-	1	-	-	-	1	-	2	8			10
	2014	1	2	1	-	2	-	-	-	1	1	2	-	10	25.0%	▲	10
General Civil - Level 1	2013	1	-	-	-	-	1	-	-	-	-	1	-	3			3
General Civil - Level 2	2013	5	5	1	2	4	2	2	2	6	2	3	2	34			36
	2014	2	-	2	4	5	2	6	2	5	5	2	-	35	2.9%	▲	35
General Civil - Level 3	2013	1	3	5	1	-	-	-	4	1	1	-	-	16			16
	2014	2	-	-	2	1	3	1	1	1	-	2	-	13	-18.8%	▼	13
Miscellaneous	2013	85	84	63	48	59	32	38	36	55	35	48	51	583			634
	2014	50	42	37	42	44	33	27	26	36	42	31	-	410	-29.7%	▼	410
Misdemeanor	2013	9	7	15	13	10	14	15	6	12	15	7	24	123			147
	2014	3	16	9	8	16	17	12	16	5	6	7	-	115	-6.5%	▼	115
Non-Capital Felonies and Related Matters	2013	4	15	4	61	5	21	6	17	-	10	4	13	147			160
	2014	1	32	1	18	7	20	7	19	15	8	4	-	132	-10.2%	▼	132
Other	2013	1	2	2	3	3	1	1	2	1	2	1	-	19			19
	2014	3	1	3	-	1	3	4	1	3	2	2	-	23	21.1%	▲	23
Other Criminally Related Matters	2013	4	-	3	2	7	4	2	1	4	1	1	2	29			31
	2014	-	4	1	-	1	6	3	3	8	5	6	-	37	27.6%	▲	37
Probates/Wills and Trusts - Level 1	2013	-	-	-	-	-	-	-	-	1	-	-	-	1			1
	2014	-	-	-	-	-	-	1	-	-	-	-	-	1	0.0%	↔	1
Probates/Wills and Trusts - Level 2	2013	-	-	1	-	-	-	1	-	2	1	-	-	5			5
	2014	-	-	-	-	-	1	1	1	1	-	1	-	5	0.0%	↔	5
Uncontested Divorce	2013	2	3	5	3	3	1	5	6	4	5	-	6	37			43
	2014	4	5	2	4	3	1	3	3	3	4	3	-	35	-5.4%	▼	35

Type of Court: Circuit

Locale/Circuit: Greene 16

Start/End Date: Jan-13 / Nov-14

Type of Case: Filings

AVG. Month: 93

2013 AVG Month: 95

2014 AVG Month: 90

Jan-Nov 2013: 1,041

Jan-Nov 2014: 985

Filings Trending: Downward ▼

D

a

s

h

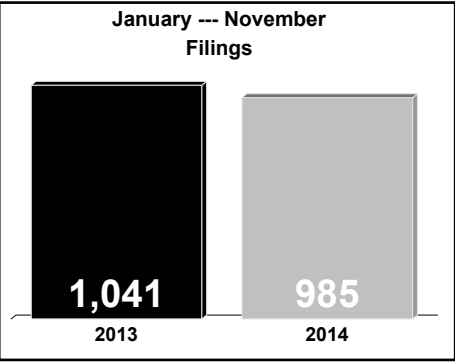
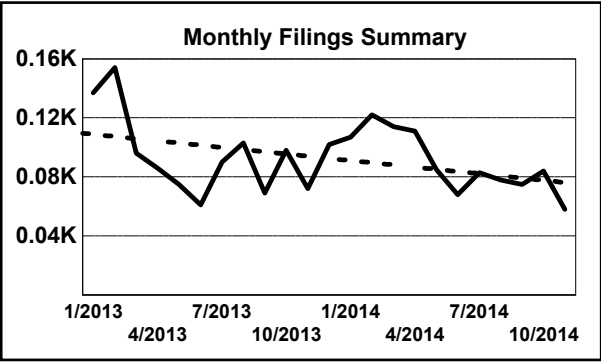
b

o

a

r

d



	Jan	Feb	Mar	Apr	May	Jun	Jul	Aug	Sep	Oct	Nov	Dec	Thru Nov	% Change	Trending	Total
2013	137	154	96	86	75	61	90	103	69	98	72	102	1,041			1,143
2014	107	122	114	111	85	68	83	78	75	84	58	-	985	-5.4%	▼	985

		Jan	Feb	Mar	Apr	May	Jun	Jul	Aug	Sep	Oct	Nov	Dec	Thru Nov	% Change	Trending	Total
Administrative Law	2014	-	-	-	-	-	-	-	-	-	-	1	-	1			1
Contested Divorce	2013	4	1	3	-	1	-	2	1	3	1	-	2	16			18
	2014	-	-	-	1	-	1	4	2	1	-	1	-	10	-37.5%	▼	10
Domestic and Family - Level 1	2013	-	1	2	-	-	-	1	-	-	1	2	-	7			7
	2014	-	2	1	-	-	-	-	-	-	2	-	-	5	-28.6%	▼	5
Domestic and Family - Level 2	2013	-	1	1	1	1	1	-	1	-	2	2	1	10			11
	2014	2	2	1	-	-	-	-	-	-	-	2	-	7	-30.0%	▼	7
General Civil - Level 2	2013	1	1	2	3	4	2	1	8	1	2	3	-	28			28
	2014	2	1	1	3	2	2	4	1	1	-	5	-	22	-21.4%	▼	22
General Civil - Level 3	2013	-	1	2	1	1	1	5	2	1	1	-	-	15			15
	2014	1	-	1	-	8	-	-	-	3	1	-	-	14	-6.7%	▼	14
Miscellaneous	2013	102	111	59	38	45	25	33	48	45	53	46	60	605			665
	2014	53	90	68	55	48	37	38	38	50	51	31	-	559	-7.6%	▼	559
Misdemeanor	2013	2	5	9	8	1	8	5	4	-	7	4	7	53			60
	2014	6	7	7	20	3	4	6	8	6	8	2	-	77	45.3%	▲	77
Non-Capital Felonies and Related Matters	2013	18	18	12	18	8	11	33	24	8	21	10	18	181			199
	2014	30	3	27	15	15	13	18	15	6	16	9	-	167	-7.7%	▼	167
Other	2013	7	11	5	11	8	5	7	9	6	6	1	6	76			82
	2014	7	11	6	7	7	6	8	10	2	3	2	-	69	-9.2%	▼	69
Other Criminally Related Matters	2013	2	1	-	-	1	5	2	2	1	2	3	2	19			21
	2014	1	1	2	2	-	1	1	-	1	-	1	-	10	-47.4%	▼	10
Probates/Wills and Trusts - Level 2	2013	-	-	-	-	1	1	-	2	-	-	1	-	5			5
	2014	1	-	-	1	-	-	-	-	3	-	-	-	5	0.0%	↔	5
Uncontested Divorce	2013	1	3	1	6	4	2	1	2	4	2	-	6	26			32
	2014	4	5	-	7	2	4	4	4	2	3	4	-	39	50.0%	▲	39

Type of Court: Circuit

Locale/Circuit: Louisa 16

Start/End Date: Jan-13 / Nov-14

Type of Case: Filings

AVG. Month: 181

2013 AVG Month: 189

2014 AVG Month: 172

Jan-Nov 2013: 2,141

Jan-Nov 2014: 1,891

Filings Trending: Downward ▼

D

a

s

h

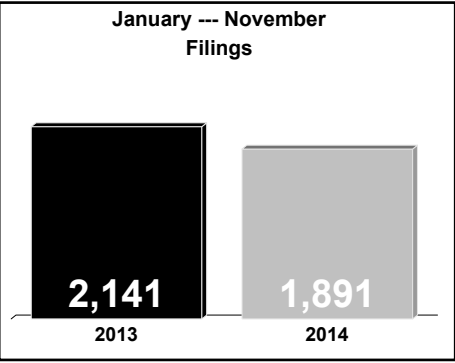
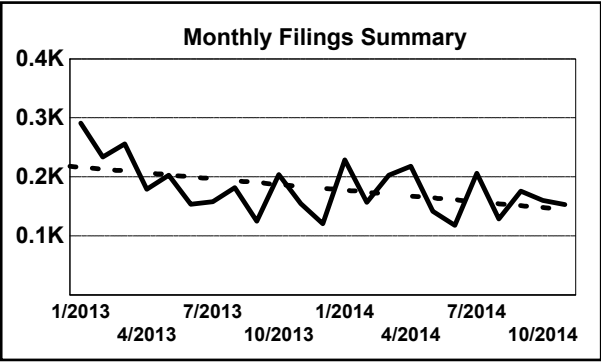
b

o

a

r

d

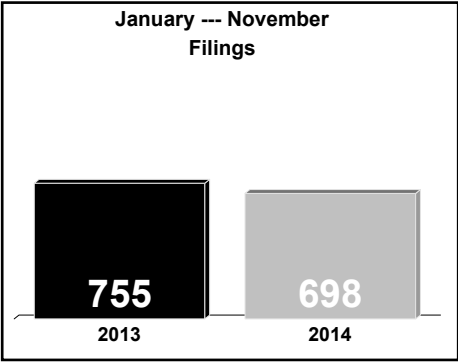
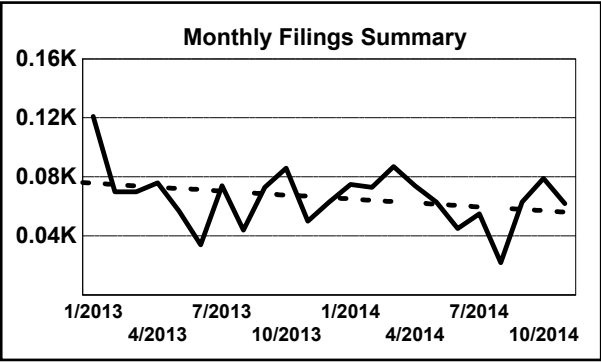


	Jan	Feb	Mar	Apr	May	Jun	Jul	Aug	Sep	Oct	Nov	Dec	Thru Nov	% Change	Trending	Total
2013	291	234	256	179	203	154	158	182	125	204	155	121	2,141			2,262
2014	229	157	203	218	142	118	206	129	176	160	153	-	1,891	-11.7%	▼	1,891

		Jan	Feb	Mar	Apr	May	Jun	Jul	Aug	Sep	Oct	Nov	Dec	Thru Nov	% Change	Trending	Total
Administrative Law	2013	-	-	-	-	1	-	1	-	-	1	-	-	3			3
	2014	-	-	-	-	-	1	-	-	2	-	-	-	3	0.0%	↔	3
Contested Divorce	2013	3	2	5	2	3	-	2	5	4	1	1	-	28			28
	2014	1	6	1	-	3	4	-	7	1	2	2	-	27	-3.6%	▼	27
Domestic and Family - Level 1	2013	2	2	2	1	-	-	5	-	-	1	-	3	13			16
	2014	1	5	-	1	-	-	3	4	1	4	-	-	19	46.2%	▲	19
Domestic and Family - Level 2	2013	1	6	-	2	2	2	3	4	-	6	2	-	28			28
	2014	1	4	1	3	4	2	-	1	3	-	2	-	21	-25.0%	▼	21
General Civil - Level 1	2013	-	-	-	1	-	-	-	1	-	1	-	-	3			3
	2014	-	1	-	-	1	-	1	-	2	1	-	-	6	100.0%	▲	6
General Civil - Level 2	2013	1	4	4	6	2	6	7	4	9	5	7	9	55			64
	2014	11	6	3	4	3	12	4	6	4	-	5	-	58	5.5%	▲	58
General Civil - Level 3	2013	2	1	1	3	2	3	6	-	1	5	5	1	29			30
	2014	2	4	1	2	2	2	2	8	3	2	1	-	29	0.0%	↔	29
Miscellaneous	2013	134	136	119	67	71	49	57	63	55	77	72	55	900			955
	2014	91	71	74	75	58	41	63	56	70	68	46	-	713	-20.8%	▼	713
Misdemeanor	2013	38	17	12	18	12	34	19	21	9	24	9	7	213			220
	2014	30	12	16	22	9	8	25	6	19	22	11	-	180	-15.5%	▼	180
Non-Capital Felonies and Related Matters	2013	63	26	74	45	66	29	24	56	28	46	41	7	498			505
	2014	55	17	73	78	32	13	75	19	44	21	54	-	481	-3.4%	▼	481
Other	2013	26	28	27	26	30	17	25	13	12	23	10	27	237			264
	2014	27	16	16	17	21	24	22	14	18	29	22	-	226	-4.6%	▼	226
Other Criminally Related Matters	2013	11	4	3	5	7	8	4	3	3	6	-	3	54			57
	2014	7	5	7	6	2	5	3	-	5	5	5	-	50	-7.4%	▼	50
Probates/Wills and Trusts - Level 1	2013	1	2	-	-	-	-	-	-	-	-	-	1	3			4
	2014	-	-	-	-	-	-	1	1	-	1	-	-	3	0.0%	↔	3
Probates/Wills and Trusts - Level 2	2013	2	-	-	-	-	-	-	1	1	1	2	2	7			9
	2014	-	-	-	1	2	-	-	-	1	-	-	-	4	-42.9%	▼	4
Uncontested Divorce	2013	7	6	9	3	7	6	5	11	3	7	6	6	70			76
	2014	3	10	11	9	5	6	7	7	3	5	5	-	71	1.4%	▲	71

Type of Court: Circuit
Locale/Circuit: Madison 16
Start/End Date: Jan-13 / Nov-14
Type of Case: Filings
AVG. Month: 66
2013 AVG Month: 68
2014 AVG Month: 63
Jan-Nov 2013: 755
Jan-Nov 2014: 698
Filings Trending: Downward ▼

D
a
s
h
b
o
a
r
d



	Jan	Feb	Mar	Apr	May	Jun	Jul	Aug	Sep	Oct	Nov	Dec	Thru Nov	% Change	Trending	Total
2013	121	70	70	76	57	34	74	44	73	86	50	63	755			818
2014	75	73	87	74	63	45	55	22	63	79	62	-	698	-7.5%	▼	698

		Jan	Feb	Mar	Apr	May	Jun	Jul	Aug	Sep	Oct	Nov	Dec	Thru Nov	% Change	Trending	Total
Contested Divorce	2013	3	-	-	2	2	-	-	-	-	-	1	-	8			8
	2014	-	1	-	-	2	3	5	-	1	-	2	-	14	75.0%	▲	14
Domestic and Family - Level 1	2013	1	-	1	2	-	-	-	3	1	-	-	5	8	0.0%	↔	8
	2014	-	-	-	-	-	2	-	1	-	3	2	-	8	0.0%	↔	6
Domestic and Family - Level 2	2013	-	-	-	1	-	-	-	1	1	2	-	1	5			6
	2014	1	-	-	1	-	-	1	1	-	-	-	-	4	-20.0%	▼	4
General Civil - Level 1	2013	-	-	-	-	-	-	-	-	-	-	-	1	0			1
	2014	3	3	-	4	3	1	1	-	2	-	-	2	17	0.0%	↔	19
General Civil - Level 2	2013	3	3	-	4	3	1	1	-	2	-	-	2	17	0.0%	↔	19
	2014	1	-	-	3	2	1	3	1	-	2	2	-	15	-11.8%	▼	15
General Civil - Level 3	2013	-	-	-	4	1	1	-	-	-	2	-	1	8			9
	2014	-	1	-	-	-	5	-	-	1	1	-	-	8	0.0%	↔	8
Miscellaneous	2013	75	42	49	45	27	12	33	20	33	41	35	28	412			440
	2014	51	31	49	42	28	21	31	7	38	28	25	-	351	-14.8%	▼	351
Misdemeanor	2013	-	4	2	5	4	3	5	9	10	7	2	3	51			54
	2014	2	7	1	4	3	1	3	-	-	8	4	-	33	-35.3%	▼	33
Non-Capital Felonies and Related Matters	2013	8	4	3	6	4	7	18	3	13	21	4	2	91			93
	2014	11	11	27	8	17	6	4	6	6	23	20	-	139	52.7%	▲	139
Other	2013	24	15	15	6	14	10	12	6	9	10	5	13	126			139
	2014	8	16	9	7	4	6	5	3	13	9	7	-	87	-31.0%	▼	87
Other Criminally Related Matters	2013	4	-	-	-	-	-	2	1	1	2	-	3	10			13
	2014	-	2	-	1	5	-	2	-	-	3	-	-	13	30.0%	▲	13
Probates/Wills and Trusts	2013	-	-	-	-	-	-	1	-	1	-	-	-	2			2
Probates/Wills and Trusts - Level 2	2013	-	1	-	-	-	-	-	-	-	1	1	-	3			3
	2014	-	-	-	1	-	-	-	1	-	1	-	-	3	0.0%	↔	3
Uncontested Divorce	2013	3	1	-	1	2	-	2	1	2	-	2	4	14			18
	2014	1	4	1	7	2	-	1	2	4	1	-	-	23	64.3%	▲	23

Type of Court: Circuit

Locale/Circuit: Orange 16

Start/End Date: Jan-13 / Nov-14

Type of Case: Filings

AVG. Month: 147

2013 AVG Month: 123

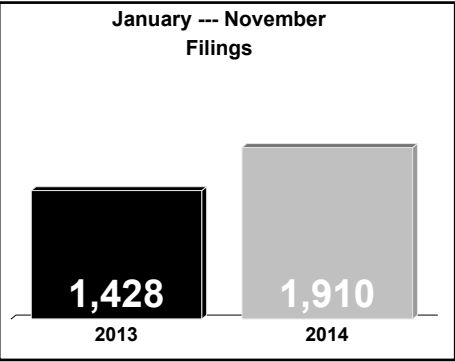
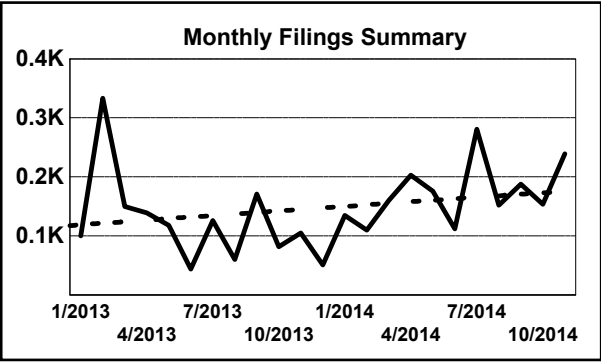
2014 AVG Month: 174

Jan-Nov 2013: 1,428

Jan-Nov 2014: 1,910

Filings Trending: Upward ▲

D
a
s
h
b
o
a
r
d



	Jan	Feb	Mar	Apr	May	Jun	Jul	Aug	Sep	Oct	Nov	Dec	Thru Nov	% Change	Trending	Total
2013	100	333	150	139	118	44	126	60	171	82	105	51	1,428			1,479
2014	135	110	160	203	176	112	281	152	188	154	239	-	1,910	33.8%	▲	1,910

		Jan	Feb	Mar	Apr	May	Jun	Jul	Aug	Sep	Oct	Nov	Dec	Thru Nov	% Change	Trending	Total
Administrative Law	2013	1	-	-	-	-	-	-	-	1	-	1	-	3			3
	2014	-	1	1	1	1	-	-	-	-	-	-	-	4	33.3%	▲	4
Contested Divorce	2013	1	3	3	3	1	1	1	4	2	1	1	2	21			23
	2014	5	1	2	2	1	2	2	5	5	4	1	-	30	42.9%	▲	30
Domestic and Family - Level 1	2013	-	-	-	-	6	-	-	2	-	4	-	-	12			12
	2014	2	4	-	4	1	2	1	4	-	3	-	-	21	75.0%	▲	21
Domestic and Family - Level 2	2013	1	-	2	1	5	-	3	-	-	-	3	1	15			16
	2014	2	2	3	2	4	3	3	2	2	2	1	-	26	73.3%	▲	26
General Civil - Level 1	2013	-	1	-	-	-	-	-	-	-	2	1	-	4			4
	2014	-	-	-	-	-	-	2	-	-	-	1	-	3	-25.0%	▼	3
General Civil - Level 2	2013	6	-	5	9	5	2	6	4	7	4	2	5	50			55
	2014	2	1	4	4	7	4	7	6	4	5	4	-	48	-4.0%	▼	48
General Civil - Level 3	2013	9	20	1	1	3	-	2	3	3	3	1	3	46			49
	2014	2	10	17	5	4	3	13	7	4	4	4	-	73	58.7%	▲	73
Miscellaneous	2013	31	254	63	102	7	10	10	13	12	6	9	5	517			522
	2014	65	66	83	86	60	53	63	64	70	60	47	-	717	38.7%	▲	717
Misdemeanor	2013	2	5	21	1	17	2	12	8	17	7	11	-	103			103
	2014	7	3	8	11	20	7	24	3	25	18	38	-	164	59.2%	▲	164
Non-Capital Felonies and Related Matters	2013	38	45	34	17	64	17	82	16	121	39	69	24	542			566
	2014	39	14	33	76	68	28	149	50	61	43	133	-	694	28.0%	▲	694
Other	2013	-	1	6	2	1	4	3	2	3	6	1	1	29			30
	2014	2	-	1	-	2	5	3	4	3	7	2	-	29	0.0%	↔	29
Other Criminally Related Matters	2013	3	-	1	-	2	-	1	4	-	3	-	-	14			14
	2014	3	-	-	4	1	1	8	1	8	4	2	-	32	128.6%	▲	32
Probates/Wills and Trusts	2013	-	-	-	-	-	-	1	-	-	-	-	-	1			1
Probates/Wills and Trusts - Level 2	2013	2	-	-	1	-	-	3	-	-	-	-	2	6			8
	2014	1	-	1	-	2	-	-	2	1	1	1	-	9	50.0%	▲	9
Uncontested Divorce	2013	6	4	14	2	7	8	2	4	5	7	6	8	65			73
	2014	5	8	7	8	5	4	6	4	5	3	5	-	60	-7.7%	▼	60

Type of Court: Circuit

Locale/Circuit: Charlottesville 16

Start/End Date: Jan-13 / Nov-14

Type of Case: Filings

AVG. Month: 124

2013 AVG Month: 128

2014 AVG Month: 121

Jan-Nov 2013: 1,398

Jan-Nov 2014: 1,328

Filings Trending: Downward ▼

D

a

s

h

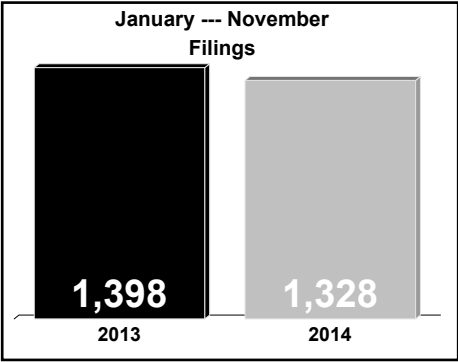
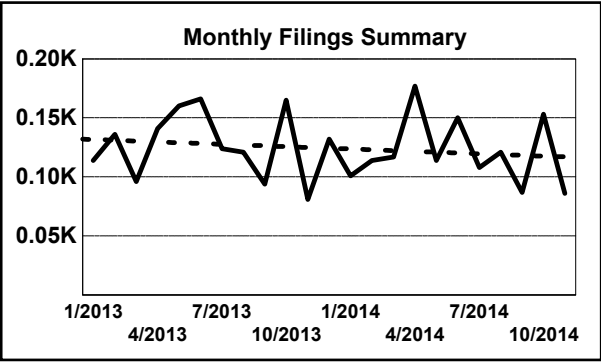
b

o

a

r

d



	Jan	Feb	Mar	Apr	May	Jun	Jul	Aug	Sep	Oct	Nov	Dec	Thru Nov	% Change	Trending	Total
2013	114	136	96	141	160	166	124	121	94	165	81	132	1,398			1,530
2014	101	114	117	177	114	150	108	121	87	153	86	-	1,328	-5.0%	▼	1,328

		Jan	Feb	Mar	Apr	May	Jun	Jul	Aug	Sep	Oct	Nov	Dec	Thru Nov	% Change	Trending	Total
Administrative Law	2013	-	-	-	-	-	-	-	-	1	-	-	1	1			2
	2014	-	1	-	-	1	-	-	1	-	-	-	-	3	200.0%	▲	3
Contested Divorce	2013	2	1	2	1	1	-	2	-	-	-	1	2	10			12
	2014	1	-	-	1	-	4	3	1	1	3	2	-	16	60.0%	▲	16
Domestic and Family - Level 1	2013	1	2	1	2	5	1	5	3	4	2	1	3	27			30
	2014	4	-	6	2	-	4	-	1	-	-	1	-	18	-33.3%	▼	18
Domestic and Family - Level 2	2013	2	-	-	2	-	-	-	2	1	1	1	1	9			10
	2014	1	3	2	1	2	1	5	1	2	1	3	-	22	144.4%	▲	22
General Civil - Level 1	2013	1	1	1	1	2	-	1	2	-	2	-	-	11			11
	2014	-	1	-	-	2	3	1	-	2	2	1	-	12	9.1%	▲	12
General Civil - Level 2	2013	7	7	13	7	9	9	9	11	9	11	9	9	101			110
	2014	10	13	7	10	9	3	13	10	12	9	11	-	107	5.9%	▲	107
General Civil - Level 3	2013	6	4	3	4	7	9	5	3	1	6	3	6	51			57
	2014	6	5	12	7	1	3	4	4	6	8	4	-	60	17.6%	▲	60
Miscellaneous	2013	42	41	19	25	37	18	14	20	26	24	17	27	283			310
	2014	19	18	24	23	22	26	15	17	16	26	12	-	218	-23.0%	▼	218
Misdemeanor	2013	7	7	11	6	8	19	14	11	12	13	6	15	114			129
	2014	16	8	7	20	17	12	9	12	17	32	11	-	161	41.2%	▲	161
Non-Capital Felonies and Related Matters	2013	39	70	40	88	83	105	69	65	37	100	35	68	731			799
	2014	40	62	53	105	51	90	50	71	25	66	35	-	648	-11.4%	▼	648
Other	2013	1	-	-	-	-	-	-	-	-	-	1	-	2			2
	2014	-	-	-	-	-	-	1	1	2	2	-	-	6	200.0%	▲	6
Other Criminally Related Matters	2013	3	-	1	1	-	1	4	-	2	4	6	-	22			22
	2014	3	1	3	5	5	2	4	1	1	2	4	-	31	40.9%	▲	31
Probates/Wills and Trusts	2013	-	-	-	-	-	1	-	-	-	-	-	-	1			1
Probates/Wills and Trusts - Level 2	2013	-	-	2	2	-	-	-	2	-	2	-	-	8			8
	2014	-	-	1	1	2	1	-	-	1	-	-	-	6	-25.0%	▼	6
Uncontested Divorce	2013	3	3	3	2	8	3	1	2	1	-	1	-	27			27
	2014	1	2	2	2	2	1	3	1	2	2	2	-	20	-25.9%	▼	20

Type of Court: Circuit

Locale/Circuit: Arlington 17

Start/End Date: Jan-13 / Nov-14

Type of Case: Filings

AVG. Month: 740

2013 AVG Month: 729

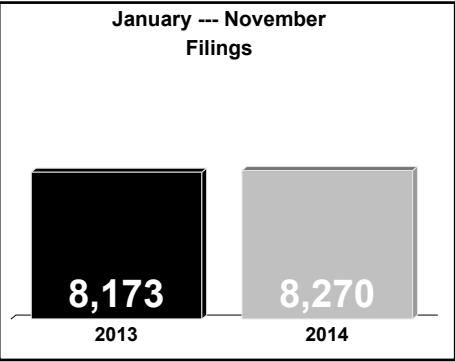
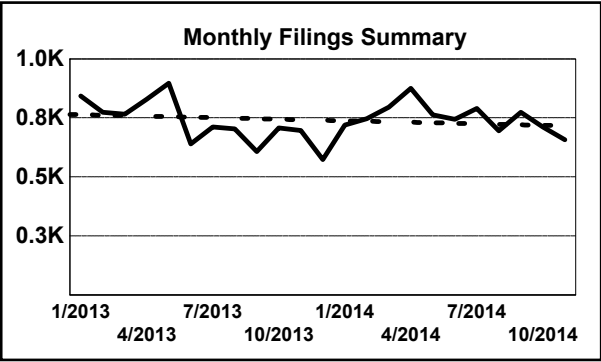
2014 AVG Month: 752

Jan-Nov 2013: 8,173

Jan-Nov 2014: 8,270

Filings Trending: Steady ↔

D
a
s
h
b
o
a
r
d



	Jan	Feb	Mar	Apr	May	Jun	Jul	Aug	Sep	Oct	Nov	Dec	Thru Nov	% Change	Trending	Total
2013	843	774	766	829	896	640	711	703	608	707	696	574	8,173			8,747
2014	719	746	795	875	763	744	790	695	774	712	657	-	8,270	1.2%	▲	8,270

		Jan	Feb	Mar	Apr	May	Jun	Jul	Aug	Sep	Oct	Nov	Dec	Thru Nov	% Change	Trending	Total
Administrative Law	2013	-	-	-	4	2	-	-	-	-	2	3	1	11			12
	2014	-	1	-	2	1	1	1	-	-	-	1	-	7	-36.4%	▼	7
Capital Murder	2013	-	-	-	4	5	-	-	-	-	-	-	-	9			9
Contested Divorce	2013	9	9	8	8	14	12	6	9	8	6	6	9	95			104
	2014	13	18	17	8	6	14	3	7	12	7	6	-	111	16.8%	▲	111
Domestic and Family - Level 1	2013	9	6	8	1	9	15	13	4	8	8	7	5	88			93
	2014	3	7	2	5	1	1	-	-	1	2	-	-	22	-75.0%	▼	22
Domestic and Family - Level 2	2013	2	4	1	5	5	4	3	4	3	11	5	5	47			52
	2014	5	8	6	7	8	8	2	5	7	10	11	-	77	63.8%	▲	77
General Civil - Level 1	2013	3	1	2	1	3	-	1	4	2	-	3	3	20			23
	2014	2	1	-	-	3	1	1	2	1	2	-	-	13	-35.0%	▼	13
General Civil - Level 2	2013	37	41	39	31	39	33	37	44	37	26	37	30	401			431
	2014	36	39	32	47	31	35	35	28	41	46	25	-	395	-1.5%	▼	395
General Civil - Level 3	2013	15	15	22	16	21	10	9	14	16	7	6	13	151			164
	2014	7	4	11	9	7	9	7	6	10	6	2	-	78	-48.3%	▼	78
Miscellaneous	2013	263	234	196	167	163	148	154	169	114	165	141	128	1,914			2,042
	2014	155	138	160	152	134	138	144	148	148	153	140	-	1,610	-15.9%	▼	1,610
Misdemeanor	2013	57	47	58	94	66	31	43	53	47	68	33	40	597			637
	2014	51	75	69	72	91	41	45	70	58	35	57	-	664	11.2%	▲	664
Non-Capital Felonies and Related Matters	2013	286	274	272	308	374	227	206	210	172	192	209	159	2,730			2,889
	2014	202	220	274	290	254	210	238	216	205	185	216	-	2,510	-8.1%	▼	2,510
Other	2013	99	83	88	103	99	101	119	114	132	140	147	105	1,225			1,330
	2014	135	123	144	189	150	197	142	139	158	155	122	-	1,654	35.0%	▲	1,654
Other Criminally Related Matters	2013	38	31	35	55	44	28	78	43	42	48	69	51	511			562
	2014	72	80	27	54	41	49	131	38	97	68	44	-	701	37.2%	▲	701
Probates/Wills and Trusts - Level 1	2013	1	-	1	-	-	-	3	1	3	-	1	-	10			10
	2014	2	4	2	2	-	3	3	1	2	1	-	-	20	100.0%	▲	20
Probates/Wills and Trusts - Level 2	2013	7	6	8	4	10	4	8	7	3	9	6	6	72			78
	2014	10	6	8	7	8	14	7	9	5	10	9	-	93	29.2%	▲	93
Protective Orders	2013	-	-	2	-	1	1	-	-	-	1	-	-	5			5
	2014	-	1	2	-	-	-	-	-	-	-	-	-	3	-40.0%	▼	3
Uncontested Divorce	2013	17	23	26	28	41	26	31	27	21	24	23	19	287			306
	2014	26	21	41	31	28	23	31	26	29	32	24	-	312	8.7%	▲	312

Type of Court: Circuit

Locale/Circuit: Fauquier 20

Start/End Date: Jan-13 / Nov-14

Type of Case: Filings

AVG. Month: 330

2013 AVG Month: 353

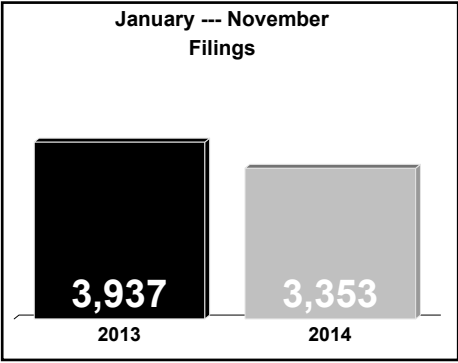
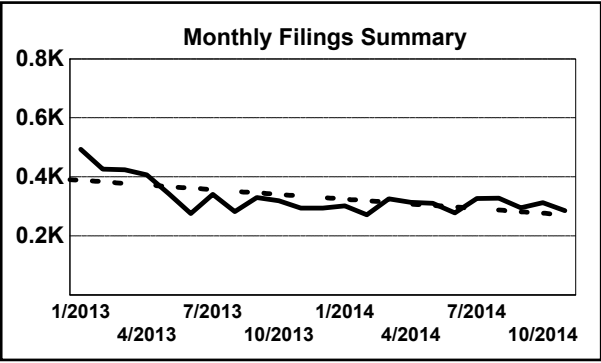
2014 AVG Month: 305

Jan-Nov 2013: 3,937

Jan-Nov 2014: 3,353

Filings Trending: Downward ▼

D
a
s
h
b
o
a
r
d

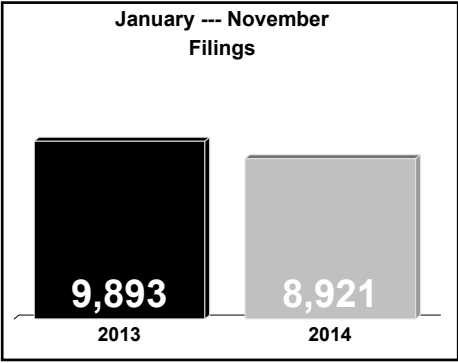
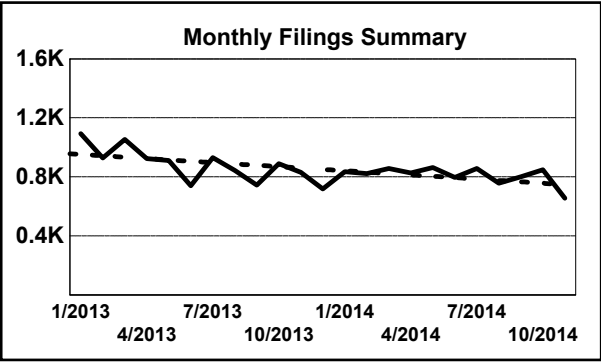


	Jan	Feb	Mar	Apr	May	Jun	Jul	Aug	Sep	Oct	Nov	Dec	Thru Nov	% Change	Trending	Total
2013	493	426	424	407	343	276	341	283	330	319	295	294	3,937			4,231
2014	302	272	326	314	311	278	327	328	296	313	286	-	3,353	-14.8%	▼	3,353

		Jan	Feb	Mar	Apr	May	Jun	Jul	Aug	Sep	Oct	Nov	Dec	Thru Nov	% Change	Trending	Total
Administrative Law	2013	-	-	-	3	-	-	1	-	1	-	1	-	6			6
	2014	1	-	1	-	1	-	1	1	-	-	-	-	5	-16.7%	▼	5
Contested Divorce	2013	6	5	7	4	8	8	3	6	5	10	2	1	64			65
	2014	4	6	6	7	8	3	9	3	9	4	3	-	62	-3.1%	▼	62
Domestic and Family - Level 1	2013	3	2	2	-	8	1	1	3	3	3	2	2	28			30
	2014	-	1	3	8	2	4	2	2	3	2	2	-	29	3.6%	▲	29
Domestic and Family - Level 2	2013	-	2	1	3	-	4	4	5	4	3	1	-	27			27
	2014	2	1	2	1	2	1	4	1	1	2	5	-	22	-18.5%	▼	22
General Civil - Level 1	2013	-	-	1	1	1	1	2	-	1	-	1	-	8			8
	2014	-	2	-	2	1	1	-	1	1	-	2	-	10	25.0%	▲	10
General Civil - Level 2	2013	14	15	11	24	24	10	14	16	17	13	15	18	173			191
	2014	12	5	8	18	17	16	10	10	13	11	6	-	126	-27.2%	▼	126
General Civil - Level 3	2013	9	2	6	3	8	2	3	5	10	6	6	7	60			67
	2014	2	6	11	3	6	3	7	8	1	6	6	-	59	-1.7%	▼	59
Miscellaneous	2013	312	264	243	186	131	109	111	105	116	145	124	158	1,846			2,004
	2014	150	112	148	132	106	100	103	89	110	141	98	-	1,289	-30.2%	▼	1,289
Misdemeanor	2013	34	16	18	33	15	18	33	23	31	17	26	19	264			283
	2014	16	26	27	26	24	16	31	15	19	24	43	-	267	1.1%	▲	267
Non-Capital Felonies and Related Matters	2013	58	52	95	87	87	55	104	59	89	55	78	36	819			855
	2014	67	56	62	53	83	65	91	127	75	54	84	-	817	-0.2%	▼	817
Other	2013	34	40	27	40	44	45	43	43	32	44	24	43	416			459
	2014	30	38	31	44	32	56	46	48	51	44	23	-	443	6.5%	▲	443
Other Criminally Related Matters	2013	6	6	1	1	5	6	5	6	4	4	2	-	46			46
	2014	3	4	8	7	8	4	8	6	5	10	3	-	66	43.5%	▲	66
Probates/Wills and Trusts - Level 1	2013	-	1	-	-	-	1	-	-	1	-	-	-	3			3
	2014	-	1	-	1	-	-	-	-	-	-	-	-	2	-33.3%	▼	2
Probates/Wills and Trusts - Level 2	2013	-	2	-	1	-	2	2	1	1	1	-	-	10			10
	2014	1	1	1	2	2	-	1	2	-	2	-	-	12	20.0%	▲	12
Protective Orders	2013	4	2	3	-	2	-	3	2	-	1	-	2	17			19
	2014	1	-	-	-	1	-	1	2	-	1	-	-	6	-64.7%	▼	6
Uncontested Divorce	2013	13	17	9	21	10	14	12	9	15	17	13	8	150			158
	2014	13	13	18	10	18	9	13	13	8	12	11	-	138	-8.0%	▼	138

Type of Court: Circuit
Locale/Circuit: Loudoun 20
Start/End Date: Jan-13 / Nov-14
Type of Case: Filings
AVG. Month: 849
2013 AVG Month: 884
2014 AVG Month: 811
Jan-Nov 2013: 9,893
Jan-Nov 2014: 8,921
Filings Trending: Downward ▼

D
a
s
h
b
o
a
r
d

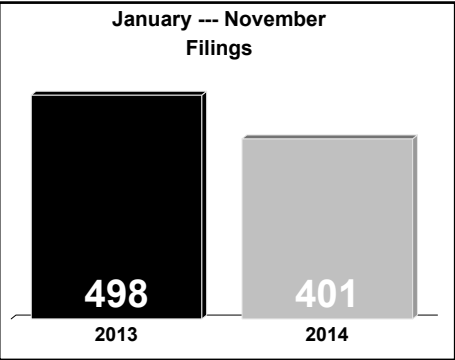
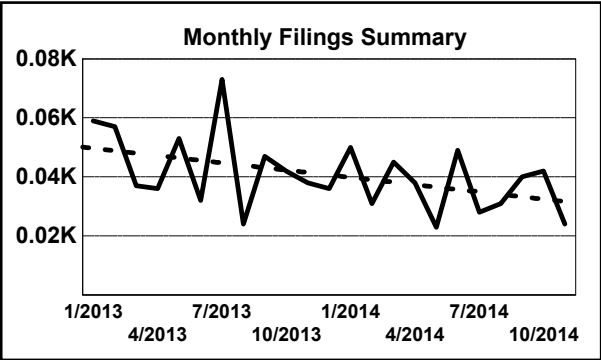


	Jan	Feb	Mar	Apr	May	Jun	Jul	Aug	Sep	Oct	Nov	Dec	Thru Nov	% Change	Trending	Total
2013	1,092	928	1,055	925	912	741	930	844	745	889	832	718	9,893			10,611
2014	836	823	858	826	863	796	857	758	800	849	655	-	8,921	-9.8%	▼	8,921

		Jan	Feb	Mar	Apr	May	Jun	Jul	Aug	Sep	Oct	Nov	Dec	Thru Nov	% Change	Trending	Total
Administrative Law	2013	4	3	-	4	1	1	2	1	2	2	-	1	20			21
	2014	2	1	-	-	1	-	4	1	-	3	1	-	13	-35.0%	▼	13
Capital Murder	2013	-	-	-	-	2	-	-	-	-	-	-	-	2			2
Contested Divorce	2013	17	23	24	17	16	12	22	23	18	24	19	15	215			230
	2014	16	17	23	23	25	20	20	12	25	16	14	-	211	-1.9%	▼	211
Domestic and Family - Level 1	2013	12	20	11	24	24	9	12	21	5	7	16	17	161			178
	2014	17	8	26	7	6	17	4	3	5	11	2	-	106	-34.2%	▼	106
Domestic and Family - Level 2	2013	14	8	16	9	13	13	7	6	11	12	15	10	124			134
	2014	9	9	11	18	19	20	14	17	11	15	8	-	151	21.8%	▲	151
General Civil - Level 1	2013	3	-	5	2	1	1	1	1	-	-	2	1	16			17
	2014	2	1	1	6	2	1	2	4	4	-	-	-	23	43.8%	▲	23
General Civil - Level 2	2013	37	42	52	47	38	30	51	47	33	63	36	48	476			524
	2014	51	38	37	55	57	48	38	33	42	50	37	-	486	2.1%	▲	486
General Civil - Level 3	2013	29	23	38	27	30	28	23	31	29	24	29	29	311			340
	2014	30	19	27	42	21	27	31	20	19	23	14	-	273	-12.2%	▼	273
Miscellaneous	2013	742	560	577	503	451	352	448	383	386	420	414	391	5,236			5,627
	2014	441	387	444	394	354	338	387	385	378	393	293	-	4,194	-19.9%	▼	4,194
Misdemeanor	2013	48	31	36	30	43	40	42	46	44	37	57	29	454			483
	2014	46	45	57	28	69	50	70	50	38	52	41	-	546	20.3%	▲	546
Non-Capital Felonies and Related Matters	2013	87	64	118	113	157	108	154	127	100	136	120	72	1,284			1,356
	2014	86	157	77	108	149	100	166	101	139	123	130	-	1,336	4.0%	▲	1,336
Other	2013	36	45	44	37	36	50	44	47	30	34	37	31	440			471
	2014	44	71	43	35	31	68	32	29	38	29	20	-	440	0.0%	↔	440
Other Criminally Related Matters	2013	18	44	52	36	23	31	49	27	25	62	41	24	408			432
	2014	19	17	34	44	39	41	30	47	40	58	46	-	415	1.7%	▲	415
Probates/Wills and Trusts - Level 1	2013	-	1	-	-	-	1	1	-	1	1	1	1	6			7
	2014	1	1	-	1	-	1	-	-	-	-	-	-	4	-33.3%	▼	4
Probates/Wills and Trusts - Level 2	2013	4	5	15	9	12	10	16	8	7	6	4	8	96			104
	2014	8	7	8	7	10	8	6	13	6	8	9	-	90	-6.3%	▼	90
Uncontested Divorce	2013	41	59	67	67	65	55	58	76	54	61	41	41	644			685
	2014	64	45	70	58	80	57	53	43	55	68	40	-	633	-1.7%	▼	633

Type of Court: Circuit
Locale/Circuit: Rappahannock 20
Start/End Date: Jan-13 / Nov-14
Type of Case: Filings
AVG. Month: 41
2013 AVG Month: 45
2014 AVG Month: 36
Jan-Nov 2013: 498
Jan-Nov 2014: 401
Filings Trending: Downward ▼

D
a
s
h
b
o
a
r
d



	Jan	Feb	Mar	Apr	May	Jun	Jul	Aug	Sep	Oct	Nov	Dec	Thru Nov	% Change	Trending	Total
2013	59	57	37	36	53	32	73	24	47	42	38	36	498			534
2014	50	31	45	38	23	49	28	31	40	42	24	-	401	-19.5%	▼	401

		Jan	Feb	Mar	Apr	May	Jun	Jul	Aug	Sep	Oct	Nov	Dec	Thru Nov	% Change	Trending	Total
Administrative Law	2013	-	-	-	-	-	-	-	-	-	-	1	-	1			1
Contested Divorce	2013	2	1	-	1	-	2	1	-	-	-	1	-	8			8
	2014	-	-	-	-	-	-	1	1	-	-	-	-	2	-75.0%	▼	2
Domestic and Family - Level 1	2013	-	3	1	-	-	-	6	1	-	1	-	-	12			12
	2014	-	-	-	-	-	1	-	-	-	-	-	-	1	-91.7%	▼	1
Domestic and Family - Lev	2014	-	-	-	-	-	-	2	-	-	-	-	-	2			2
General Civil - Level 1	2013	-	-	-	-	-	-	1	-	-	-	-	-	1			1
	2014	-	-	-	1	-	-	-	-	-	-	-	-	1	0.0%	↔	1
General Civil - Level 2	2013	-	6	1	-	4	-	3	1	2	-	1	1	18			19
	2014	2	-	-	2	2	-	1	2	-	3	1	-	13	-27.8%	▼	13
General Civil - Level 3	2013	-	1	1	2	2	3	1	-	1	-	1	2	12			14
	2014	-	-	1	-	-	-	-	-	-	-	-	-	1	-91.7%	▼	1
Miscellaneous	2013	36	30	9	17	20	6	14	10	12	15	11	11	180			191
	2014	15	18	18	18	8	20	14	14	10	19	10	-	164	-8.9%	▼	164
Misdemeanor	2013	4	4	4	3	6	3	1	2	2	9	2	5	40			45
	2014	3	3	3	5	-	8	1	2	2	2	5	-	34	-15.0%	▼	34
Non-Capital Felonies and Related Matters	2013	5	2	5	-	6	9	40	-	19	3	5	3	94			97
	2014	8	1	9	1	5	-	2	2	15	11	3	-	57	-39.4%	▼	57
Other	2013	10	10	14	7	12	8	6	8	10	11	16	12	112			124
	2014	20	8	13	8	8	16	4	10	12	5	3	-	107	-4.5%	▼	107
Other Criminally Related Matters	2013	1	-	1	4	1	1	-	-	1	-	-	1	9			10
	2014	-	1	-	-	-	3	-	-	1	-	-	-	5	-44.4%	▼	5
Probates/Wills and Trusts	2013	-	-	-	1	-	-	-	1	-	-	-	-	2			2
	2014	-	-	-	2	-	-	-	-	-	-	-	-	2			2
Uncontested Divorce	2013	1	-	1	1	2	-	-	1	-	3	-	1	9			10
	2014	2	-	1	1	-	1	3	-	-	2	2	-	12	33.3%	▲	12

Type of Court: Circuit

Locale/Circuit: Henry 21

Start/End Date: Jan-13 / Nov-14

Type of Case: Filings

AVG. Month: 308

2013 AVG Month: 297

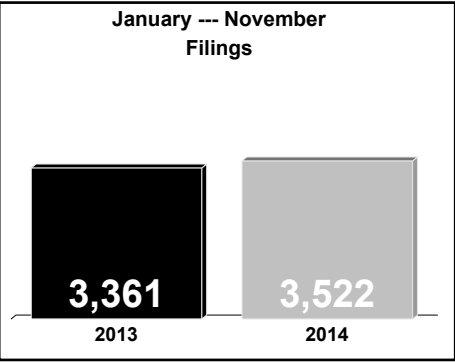
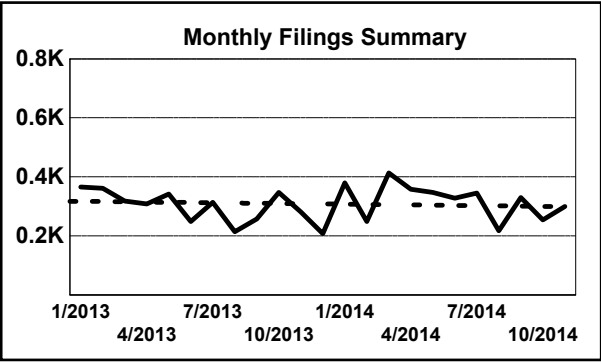
2014 AVG Month: 320

Jan-Nov 2013: 3,361

Jan-Nov 2014: 3,522

Filings Trending: Upward ▲

D
a
s
h
b
o
a
r
d



	Jan	Feb	Mar	Apr	May	Jun	Jul	Aug	Sep	Oct	Nov	Dec	Thru Nov	% Change	Trending	Total
2013	366	362	318	309	342	249	314	214	258	348	281	208	3,361			3,569
2014	380	249	413	358	347	328	345	218	330	254	300	-	3,522	4.8%	▲	3,522

		Jan	Feb	Mar	Apr	May	Jun	Jul	Aug	Sep	Oct	Nov	Dec	Thru Nov	% Change	Trending	Total
Administrative Law	2013	-	-	-	-	-	-	-	-	-	-	1	-	1			1
	2014	-	2	-	-	1	-	1	-	-	-	-	-	4	300.0%	▲	4
Contested Divorce	2013	3	3	9	5	2	4	6	3	8	7	5	5	55			60
	2014	5	4	8	5	4	3	5	12	4	5	4	-	59	7.3%	▲	59
Domestic and Family - Level 1	2013	5	3	-	2	2	6	6	3	5	4	3	4	39			43
	2014	13	1	5	6	3	3	4	4	4	1	1	-	45	15.4%	▲	45
Domestic and Family - Level 2	2013	5	4	1	1	2	3	5	-	3	1	-	-	25			25
	2014	1	-	-	2	3	-	1	3	2	1	2	-	15	-40.0%	▼	15
General Civil - Level 1	2013	2	-	1	2	-	-	-	2	-	1	1	1	9			10
	2014	3	-	-	-	-	-	-	-	-	-	-	-	3	-66.7%	▼	3
General Civil - Level 2	2013	3	7	6	5	9	6	8	10	6	10	1	5	71			76
	2014	5	2	7	5	4	4	4	16	7	6	4	-	64	-9.9%	▼	64
General Civil - Level 3	2013	-	3	4	3	2	5	3	3	1	3	10	8	37			45
	2014	5	5	17	10	2	-	1	3	3	5	7	-	58	56.8%	▲	58
Miscellaneous	2013	184	159	52	132	144	112	64	63	85	81	43	43	1,119			1,162
	2014	133	97	118	111	79	103	96	47	68	79	18	-	949	-15.2%	▼	949
Misdemeanor	2013	44	44	37	42	34	36	45	32	40	50	28	44	432			476
	2014	36	39	35	54	46	44	53	30	28	41	55	-	461	6.7%	▲	461
Non-Capital Felonies and Related Matters	2013	77	96	155	75	110	56	87	64	75	71	152	47	1,018			1,065
	2014	139	56	122	72	175	66	132	52	166	59	77	-	1,116	9.6%	▲	1,116
Other	2013	31	14	19	14	16	7	70	10	21	97	17	21	316			337
	2014	16	24	69	73	16	81	23	28	29	35	105	-	499	57.9%	▲	499
Other Criminally Related Matters	2013	4	7	4	8	7	5	2	9	1	9	9	17	65			82
	2014	11	1	7	8	3	9	5	3	6	4	11	-	68	4.6%	▲	68
Probates/Wills and Trusts - Level 1	2013	-	2	-	1	1	-	-	-	-	-	-	-	4			4
	2014	1	-	-	-	-	-	-	-	-	-	-	-	1	-75.0%	▼	1
Probates/Wills and Trusts - Level 2	2013	-	-	1	2	-	-	-	2	1	1	2	2	9			11
	2014	1	1	3	1	1	-	-	2	2	1	-	-	12	33.3%	▲	12
Protective Orders	2013	-	1	-	-	-	-	-	-	-	-	-	-	1			1
Uncontested Divorce	2013	8	19	29	17	13	9	18	13	12	13	9	11	160			171
	2014	11	17	22	11	10	15	20	18	11	17	16	-	168	5.0%	▲	168

Type of Court: Circuit

Locale/Circuit: Patrick 21

Start/End Date: Jan-13 / Nov-14

Type of Case: Filings

AVG. Month: 127

2013 AVG Month: 117

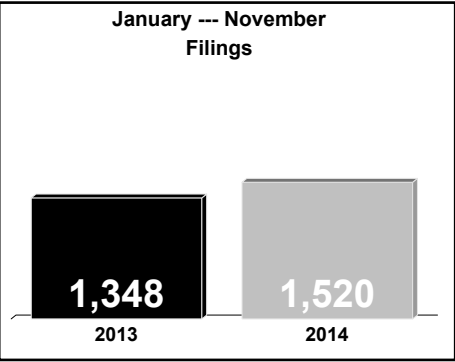
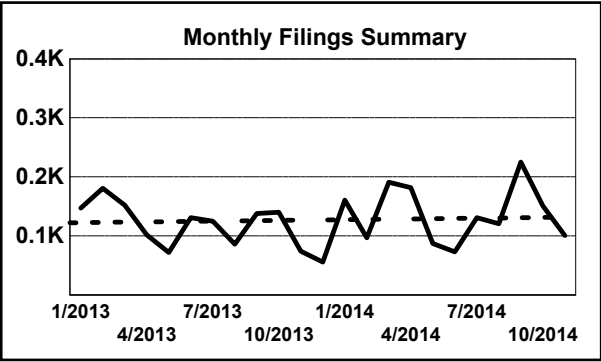
2014 AVG Month: 138

Jan-Nov 2013: 1,348

Jan-Nov 2014: 1,520

Filings Trending: Upward ▲

D
a
s
h
b
o
a
r
d



	Jan	Feb	Mar	Apr	May	Jun	Jul	Aug	Sep	Oct	Nov	Dec	Thru Nov	% Change	Trending	Total
2013	147	181	152	102	72	131	125	86	138	140	74	56	1,348			1,404
2014	161	97	191	182	87	73	131	121	225	151	101	-	1,520	12.8%	▲	1,520

		Jan	Feb	Mar	Apr	May	Jun	Jul	Aug	Sep	Oct	Nov	Dec	Thru Nov	% Change	Trending	Total
Administrative Law	2013	-	-	-	-	-	-	-	-	1	-	-	-	1			1
	2014	-	-	-	-	-	-	-	-	-	1	-	-	1	0.0%	↔	1
Contested Divorce	2013	5	2	4	3	-	2	2	1	-	1	1	2	21			23
	2014	1	2	5	2	1	3	1	3	3	4	2	-	27	28.6%	▲	27
Domestic and Family - Level 1	2013	-	1	-	-	-	1	4	2	-	3	-	-	11			11
	2014	-	2	-	10	7	2	-	-	-	-	1	-	22	100.0%	▲	22
Domestic and Family - Level 2	2013	-	-	1	-	1	-	-	1	-	-	1	-	4			4
	2014	-	-	1	1	-	1	-	1	-	-	-	-	4	0.0%	↔	4
General Civil - Level 1	2014	-	-	-	-	1	-	-	1	-	-	-	-	2			2
	2013	3	1	1	2	2	1	2	1	2	3	3	2	21			23
General Civil - Level 2	2014	1	-	-	3	1	2	-	4	-	1	1	-	13	-38.1%	▼	13
	2013	-	2	2	-	2	1	-	1	-	2	1	5	11			16
General Civil - Level 3	2014	1	-	-	3	2	-	-	1	-	3	2	-	12	9.1%	▲	12
	2013	51	85	72	40	48	63	33	34	49	34	22	29	531			560
Miscellaneous	2014	54	32	33	56	30	5	36	62	58	45	42	-	453	-14.7%	▼	453
	2013	21	13	11	14	1	21	27	16	15	35	7	3	181			184
Misdemeanor	2014	36	14	29	27	9	14	18	15	9	28	14	-	213	17.7%	▲	213
	2013	42	71	56	32	8	37	49	15	68	40	28	13	446			459
Non-Capital Felonies and Related Matters	2014	48	32	116	54	33	42	50	18	151	37	25	-	606	35.9%	▲	606
	2014	-	-	-	-	-	-	-	-	-	-	1	-	1			1
Other	2013	20	3	-	2	3	-	5	12	-	12	10	-	67			67
	2014	19	7	-	21	-	-	22	10	-	27	9	-	115	71.6%	▲	115
Other Criminally Related Matters	2013	-	-	-	-	-	-	-	-	-	1	1	-	2			2
	2013	1	-	-	3	-	-	-	-	-	-	-	-	4			4
Probates/Wills and Trusts	2014	-	-	-	-	-	-	-	1	-	1	-	-	2	-50.0%	▼	2
	2014	-	-	-	-	-	-	-	2	-	-	-	-	2			2
Protective Orders	2013	4	3	5	6	7	5	3	3	3	9	-	2	48			50
	2014	1	8	7	5	3	4	4	3	4	4	4	-	47	-2.1%	▼	47
Uncontested Divorce																	

Type of Court: Circuit

Locale/Circuit: Martinsville 21

Start/End Date: Jan-13 / Nov-14

Type of Case: Filings

AVG. Month: 115

2013 AVG Month: 121

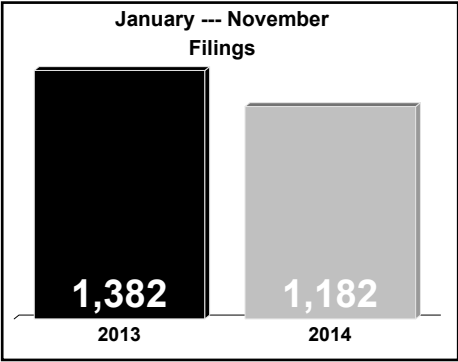
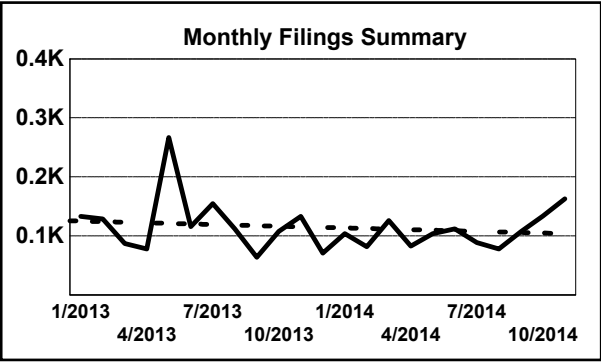
2014 AVG Month: 107

Jan-Nov 2013: 1,382

Jan-Nov 2014: 1,182

Filings Trending: Downward ▼

D
a
s
h
b
o
a
r
d



	Jan	Feb	Mar	Apr	May	Jun	Jul	Aug	Sep	Oct	Nov	Dec	Thru Nov	% Change	Trending	Total
2013	133	129	87	78	267	116	155	112	64	108	133	71	1,382			1,453
2014	104	82	126	83	104	112	89	78	107	134	163	-	1,182	-14.5%	▼	1,182

		Jan	Feb	Mar	Apr	May	Jun	Jul	Aug	Sep	Oct	Nov	Dec	Thru Nov	% Change	Trending	Total
Administrative Law	2014	-	-	-	1	-	-	-	1	-	-	-	-	2			2
Contested Divorce	2013	-	1	1	2	2	1	-	1	-	3	-	-	11			11
	2014	-	-	2	-	1	1	-	-	1	-	1	-	6	-45.5%	▼	6
Domestic and Family - Level 1	2013	1	8	2	-	4	-	-	9	-	-	-	-	24			24
	2014	-	-	-	-	-	-	-	-	-	8	-	-	8	-66.7%	▼	8
Domestic and Family - Level 2	2013	-	-	-	-	1	-	-	-	-	-	-	1	1			2
	2014	-	-	-	-	-	-	-	-	-	-	2	-	2	100.0%	▲	2
General Civil - Level 1	2013	-	1	3	-	2	-	-	-	-	-	-	2	6			8
	2014	-	-	-	-	1	-	-	-	1	-	-	-	2	-66.7%	▼	2
General Civil - Level 2	2013	3	4	3	2	5	7	2	1	6	3	-	1	36			37
	2014	1	-	7	3	3	2	2	2	6	2	1	-	29	-19.4%	▼	29
General Civil - Level 3	2013	3	1	3	1	4	1	1	1	4	2	-	1	21			22
	2014	6	3	5	1	1	1	1	-	-	-	-	-	18	-14.3%	▼	18
Miscellaneous	2013	21	26	25	16	14	10	18	11	11	12	9	7	173			180
	2014	16	19	23	16	22	14	15	16	16	10	21	-	188	8.7%	▲	188
Misdemeanor	2013	28	18	17	15	39	23	10	24	5	22	16	21	217			238
	2014	20	8	8	20	15	26	6	12	31	30	34	-	210	-3.2%	▼	210
Non-Capital Felonies and Related Matters	2013	52	57	19	21	181	45	101	40	24	45	97	28	682			710
	2014	38	40	55	20	50	42	47	37	34	55	81	-	499	-26.8%	▼	499
Other	2013	18	6	11	19	6	21	21	15	12	17	8	5	154			159
	2014	17	7	18	10	6	10	12	5	12	15	6	-	118	-23.4%	▼	118
Other Criminally Related Matters	2013	6	2	-	1	7	6	2	9	1	3	2	4	39			43
	2014	4	2	6	7	4	13	1	3	6	11	14	-	71	82.1%	▲	71
Probates/Wills and Trusts - Level 2	2013	-	2	-	-	1	-	-	1	-	1	1	1	6			7
	2014	1	1	-	1	-	1	1	-	-	1	1	-	7	16.7%	▲	7
Uncontested Divorce	2013	1	3	3	1	1	2	-	-	1	-	-	-	12			12
	2014	1	2	2	4	1	2	4	2	-	2	2	-	22	83.3%	▲	22

Type of Court: Circuit

Locale/Circuit: Franklin County 22

Start/End Date: Jan-13 / Nov-14

Type of Case: Filings

AVG. Month: 319

2013 AVG Month: 358

2014 AVG Month: 276

Jan-Nov 2013: 3,920

Jan-Nov 2014: 3,036

Filings Trending: Downward ▼

D

a

s

h

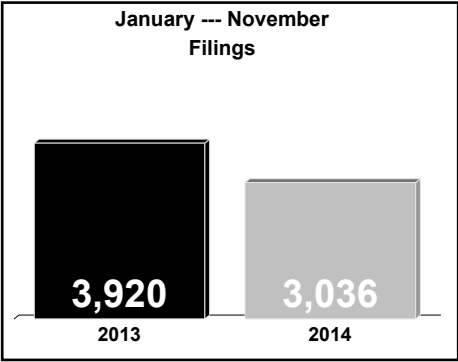
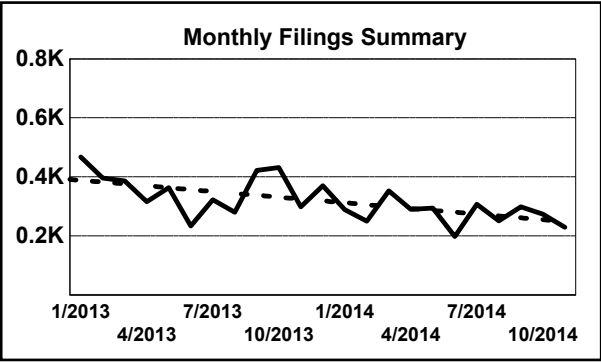
b

o

a

r

d



	Jan	Feb	Mar	Apr	May	Jun	Jul	Aug	Sep	Oct	Nov	Dec	Thru Nov	% Change	Trending	Total
2013	468	396	386	316	364	234	323	280	422	432	299	370	3,920			4,290
2014	289	250	353	290	294	198	308	251	299	274	230	-	3,036	-22.6%	▼	3,036

		Jan	Feb	Mar	Apr	May	Jun	Jul	Aug	Sep	Oct	Nov	Dec	Thru Nov	% Change	Trending	Total
Administrative Law	2013	-	-	-	-	-	-	-	-	-	1	-	-	1			1
	2014	1	-	2	-	-	-	-	-	-	-	-	-	3	200.0%	▲	3
Contested Divorce	2013	8	1	5	7	3	8	4	6	12	6	4	6	64			70
	2014	4	8	5	7	9	3	10	6	8	6	5	-	71	10.9%	▲	71
Domestic and Family - Level 1	2013	21	2	8	5	2	3	10	8	10	2	9	7	80			87
	2014	17	7	5	2	6	2	9	1	9	5	8	-	71	-11.3%	▼	71
Domestic and Family - Level 2	2013	2	2	-	-	2	1	4	3	1	3	3	-	21			21
	2014	2	1	4	1	4	4	4	1	4	3	-	-	28	33.3%	▲	28
General Civil - Level 1	2013	-	-	-	-	-	-	-	2	-	-	-	2	2			4
	2014	1	-	2	-	1	1	-	1	1	-	-	-	7	250.0%	▲	7
General Civil - Level 2	2013	13	8	11	13	10	5	7	9	10	7	5	9	98			107
	2014	11	9	10	6	12	7	9	10	10	7	9	-	100	2.0%	▲	100
General Civil - Level 3	2013	12	4	7	5	12	5	6	3	1	5	3	2	63			65
	2014	15	5	6	5	6	14	8	8	4	4	7	-	82	30.2%	▲	82
Miscellaneous	2013	227	189	177	152	114	72	93	86	100	112	115	105	1,437			1,542
	2014	132	110	128	100	79	64	94	52	98	92	73	-	1,022	-28.9%	▼	1,022
Misdemeanor	2013	44	36	46	33	55	53	67	53	74	107	59	74	627			701
	2014	31	22	61	46	71	24	22	88	62	46	54	-	527	-15.9%	▼	527
Non-Capital Felonies and Related Matters	2013	118	132	106	80	151	77	113	97	196	172	82	153	1,324			1,477
	2014	58	60	109	97	83	62	117	65	78	87	48	-	864	-34.7%	▼	864
Other	2013	1	-	2	-	-	-	1	-	-	2	-	-	6			6
	2014	3	-	-	1	2	2	6	1	4	7	2	-	28	366.7%	▲	28
Other Criminally Related Matters	2013	5	5	1	5	2	4	5	1	4	3	5	-	40			40
	2014	3	3	2	4	5	2	2	2	2	1	4	-	30	-25.0%	▼	30
Probates/Wills and Trusts	2014	-	-	-	-	-	-	-	-	-	2	-	-	2			2
Probates/Wills and Trusts - Level 2	2013	3	1	2	1	1	1	1	1	2	2	4	1	19			20
	2014	-	1	2	-	-	1	1	3	2	3	4	-	17	-10.5%	▼	17
Uncontested Divorce	2013	14	16	21	15	12	5	12	11	12	10	10	11	138			149
	2014	11	24	17	21	16	12	26	13	17	11	16	-	184	33.3%	▲	184

Type of Court: Circuit

Locale/Circuit: Pittsylvania 22

Start/End Date: Jan-13 / Nov-14

Type of Case: Filings

AVG. Month: 317

2013 AVG Month: 347

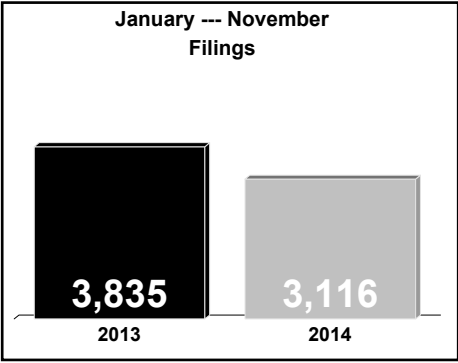
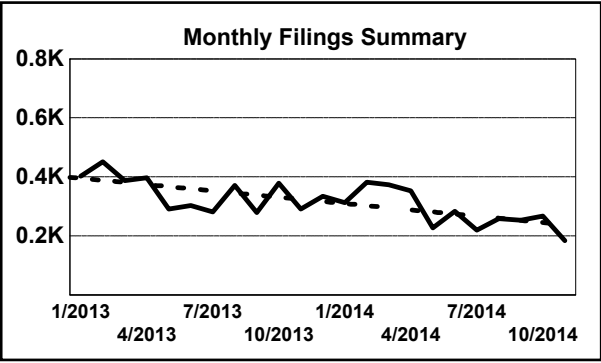
2014 AVG Month: 283

Jan-Nov 2013: 3,835

Jan-Nov 2014: 3,116

Filings Trending: Downward ▼

D
a
s
h
b
o
a
r
d



	Jan	Feb	Mar	Apr	May	Jun	Jul	Aug	Sep	Oct	Nov	Dec	Thru Nov	% Change	Trending	Total
2013	403	451	388	397	291	303	282	371	279	379	291	334	3,835			4,169
2014	313	382	373	353	227	284	220	259	253	268	184	-	3,116	-18.7%	▼	3,116

		Jan	Feb	Mar	Apr	May	Jun	Jul	Aug	Sep	Oct	Nov	Dec	Thru Nov	% Change	Trending	Total
Administrative Law	2013	-	-	1	-	-	-	2	1	-	-	-	-	4			4
	2014	-	1	-	-	-	-	-	-	1	-	-	-	2	-50.0%	▼	2
Contested Divorce	2013	8	8	6	11	9	4	10	8	11	4	6	4	85			89
	2014	6	10	8	7	9	8	6	4	7	8	4	-	77	-9.4%	▼	77
Domestic and Family - Level 1	2013	6	-	-	14	10	-	16	12	4	5	-	10	67			77
	2014	23	6	21	2	1	13	6	28	-	2	6	-	108	61.2%	▲	108
Domestic and Family - Level 2	2013	1	1	2	1	3	2	1	3	1	-	1	2	16			18
	2014	1	3	4	1	-	2	3	1	3	3	2	-	23	43.8%	▲	23
General Civil - Level 1	2013	1	1	-	-	-	-	-	-	-	1	-	1	3			4
	2014	1	-	-	-	-	1	-	2	-	-	-	-	4	33.3%	▲	4
General Civil - Level 2	2013	6	5	5	6	11	6	7	3	4	5	8	4	66			70
	2014	5	8	2	8	5	1	8	5	2	3	3	-	50	-24.2%	▼	50
General Civil - Level 3	2013	4	1	-	1	3	3	3	5	3	16	4	1	43			44
	2014	5	9	4	1	3	2	1	1	5	3	4	-	38	-11.6%	▼	38
Miscellaneous	2013	270	285	210	143	125	75	106	94	137	144	140	158	1,729			1,887
	2014	181	161	187	136	122	70	93	84	106	100	79	-	1,319	-23.7%	▼	1,319
Misdemeanor	2013	13	27	21	23	21	37	11	21	19	42	14	34	249			283
	2014	14	25	21	31	9	30	16	26	13	17	14	-	216	-13.3%	▼	216
Non-Capital Felonies and Related Matters	2013	33	71	62	139	53	119	59	163	51	110	37	81	897			978
	2014	34	111	77	118	32	98	39	57	63	78	45	-	752	-16.2%	▼	752
Other	2013	40	28	41	41	32	30	40	32	33	34	63	23	414			437
	2014	32	29	32	28	23	33	30	34	32	36	14	-	323	-22.0%	▼	323
Other Criminally Related Matters	2013	2	4	4	3	4	2	7	4	1	9	2	5	42			47
	2014	-	2	2	3	1	2	4	4	3	1	6	-	28	-33.3%	▼	28
Probates/Wills and Trusts	2014	1	-	-	-	-	-	-	-	-	-	-	-	1			1
Probates/Wills and Trusts - Level 2	2013	1	-	-	2	-	-	-	-	-	-	-	-	3			3
	2014	-	3	-	-	2	3	2	1	1	2	1	-	15	400.0%	▲	15
Uncontested Divorce	2013	18	20	36	13	20	25	20	25	15	9	16	11	217			228
	2014	10	14	15	18	20	21	12	12	17	15	6	-	160	-26.3%	▼	160

Type of Court: Circuit

Locale/Circuit: Danville 22

Start/End Date: Jan-13 / Nov-14

Type of Case: Filings

AVG. Month: 366

2013 AVG Month: 367

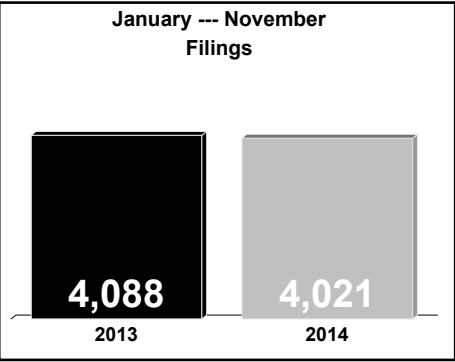
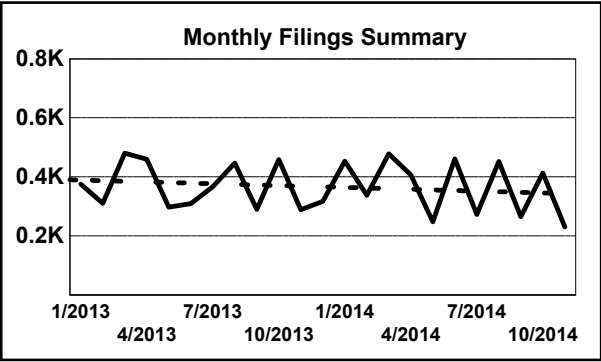
2014 AVG Month: 366

Jan-Nov 2013: 4,088

Jan-Nov 2014: 4,021

Filings Trending: Steady ↔

D
a
s
h
b
o
a
r
d



	Jan	Feb	Mar	Apr	May	Jun	Jul	Aug	Sep	Oct	Nov	Dec	Thru Nov	% Change	Trending	Total
2013	376	311	481	460	298	310	367	447	290	459	289	317	4,088			4,405
2014	454	338	478	407	248	461	273	452	265	414	231	-	4,021	-1.6%	▼	4,021

		Jan	Feb	Mar	Apr	May	Jun	Jul	Aug	Sep	Oct	Nov	Dec	Thru Nov	% Change	Trending	Total
Administrative Law	2013	-	1	-	1	-	-	-	-	-	-	-	-	2			2
	2014	-	-	1	-	-	-	2	-	2	-	1	-	6	200.0%	▲	6
Capital Murder	2013	-	-	-	-	-	-	-	-	-	-	-	2	0			2
	2014	1	-	-	-	-	-	-	-	-	1	1	-	3	0.0%	↔	3
Contested Divorce	2013	2	1	2	1	3	1	2	2	2	-	6	-	22			22
	2014	4	4	10	3	3	5	2	1	3	4	2	-	41	86.4%	▲	41
Domestic and Family - Level 1	2013	9	5	6	9	2	3	9	20	6	9	6	3	84			87
	2014	2	15	2	8	6	8	2	9	6	2	5	-	65	-22.6%	▼	65
Domestic and Family - Level 2	2013	-	1	2	-	-	1	5	2	3	6	1	6	21			27
	2014	5	3	4	6	2	3	3	-	4	3	1	-	34	61.9%	▲	34
General Civil - Level 1	2013	-	-	-	-	-	-	1	1	-	-	2	-	4			4
	2014	-	-	1	-	1	-	1	1	-	-	-	-	4	0.0%	↔	4
General Civil - Level 2	2013	5	3	10	10	5	6	6	9	7	1	4	1	66			67
	2014	6	5	5	6	9	5	5	3	6	4	9	-	63	-4.5%	▼	63
General Civil - Level 3	2013	10	3	4	10	6	5	2	1	2	5	6	8	54			62
	2014	6	4	4	6	2	4	8	13	19	6	1	-	73	35.2%	▲	73
Miscellaneous	2013	100	68	110	51	64	50	28	36	66	37	48	28	658			686
	2014	61	77	75	47	33	58	50	33	35	44	22	-	535	-18.7%	▼	535
Misdemeanor	2013	64	95	116	179	67	94	76	148	32	123	63	145	1,057			1,202
	2014	67	97	88	144	48	128	49	111	55	131	65	-	983	-7.0%	▼	983
Non-Capital Felonies and Related Matters	2013	170	113	216	180	136	137	218	211	152	255	143	116	1,931			2,047
	2014	289	113	268	169	121	234	134	262	124	206	109	-	2,029	5.1%	▲	2,029
Other	2013	5	-	-	-	1	1	-	1	1	-	-	-	9			9
	2014	-	-	-	-	-	1	2	1	3	1	2	-	10	11.1%	▲	10
Other Criminally Related Matters	2013	5	11	7	12	8	8	15	8	9	13	6	5	102			107
	2014	7	11	8	7	10	10	10	9	1	8	9	-	90	-11.8%	▼	90
Probates/Wills and Trusts - Level 2	2013	-	1	1	1	3	1	-	-	-	2	-	1	9			10
	2014	1	-	1	-	-	1	1	1	-	-	-	-	5	-44.4%	▼	5
Protective Orders	2013	-	-	-	-	-	-	-	1	2	1	-	-	4			4
	2014	-	-	-	-	1	-	-	-	-	-	-	-	1	-75.0%	▼	1
Uncontested Divorce	2013	6	9	7	6	3	3	5	7	8	7	4	2	65			67
	2014	5	9	11	11	12	4	4	8	7	4	4	-	79	21.5%	▲	79

Type of Court: Circuit

Locale/Circuit: Roanoke County 23

Start/End Date: Jan-13 / Nov-14

Type of Case: Filings

AVG. Month: 402

2013 AVG Month: 416

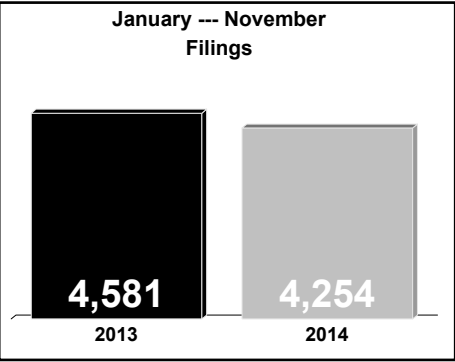
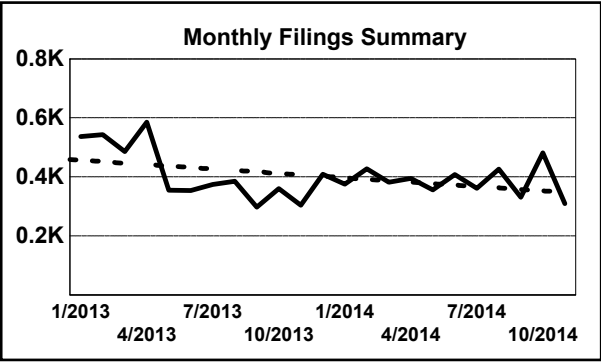
2014 AVG Month: 387

Jan-Nov 2013: 4,581

Jan-Nov 2014: 4,254

Filings Trending: Downward ▼

D
a
s
h
b
o
a
r
d



	Jan	Feb	Mar	Apr	May	Jun	Jul	Aug	Sep	Oct	Nov	Dec	Thru Nov	% Change	Trending	Total
2013	537	543	486	585	355	354	374	385	298	360	304	409	4,581			4,990
2014	376	427	382	395	356	408	361	426	331	482	310	-	4,254	-7.1%	▼	4,254

		Jan	Feb	Mar	Apr	May	Jun	Jul	Aug	Sep	Oct	Nov	Dec	Thru Nov	% Change	Trending	Total
Administrative Law	2013	-	1	-	-	-	1	-	-	1	-	-	1	3			4
	2014	-	1	-	1	-	1	1	1	-	2	-	-	7	133.3%	▲	7
Capital Murder	2014	-	-	-	-	-	-	-	-	1	-	-	-	1			1
Contested Divorce	2013	13	15	15	15	9	11	8	7	8	15	8	5	124			129
	2014	11	8	14	16	7	12	16	6	23	9	11	-	133	7.3%	▲	133
Domestic and Family - Level 1	2013	10	3	3	12	8	8	9	15	10	11	5	16	94			110
	2014	10	20	6	8	14	11	9	16	11	8	8	-	121	28.7%	▲	121
Domestic and Family - Level 2	2013	1	5	1	4	4	8	1	5	4	7	8	-	48			48
	2014	3	3	5	4	2	5	6	5	3	6	2	-	44	-8.3%	▼	44
General Civil - Level 1	2013	1	-	1	1	-	-	1	-	1	2	1	-	8			8
	2014	2	-	1	-	-	-	-	-	-	-	-	-	3	-62.5%	▼	3
General Civil - Level 2	2013	5	13	14	13	14	7	16	14	8	13	2	13	119			132
	2014	13	6	9	8	10	14	16	10	7	13	12	-	118	-0.8%	▼	118
General Civil - Level 3	2013	4	5	1	8	22	13	9	5	2	13	3	1	85			86
	2014	8	5	6	5	23	5	4	2	2	6	1	-	67	-21.2%	▼	67
Miscellaneous	2013	358	280	245	188	159	114	140	176	144	155	162	200	2,121			2,321
	2014	211	183	198	156	130	141	129	158	121	168	116	-	1,711	-19.3%	▼	1,711
Misdemeanor	2013	25	56	28	51	30	36	44	39	29	21	21	32	380			412
	2014	27	30	31	36	35	29	31	43	29	43	32	-	366	-3.7%	▼	366
Non-Capital Felonies and Related Matters	2013	81	137	139	248	72	111	98	92	55	94	62	112	1,189			1,301
	2014	61	125	79	121	91	151	108	138	86	188	94	-	1,242	4.5%	▲	1,242
Other	2013	1	1	5	4	2	4	3	2	2	-	3	1	27			28
	2014	1	3	2	2	-	-	3	3	4	5	2	-	25	-7.4%	▼	25
Other Criminally Related Matters	2013	8	11	6	5	12	13	7	5	10	5	13	8	95			103
	2014	8	11	7	8	10	8	10	17	14	8	11	-	112	17.9%	▲	112
Probates/Wills and Trusts - Level 1	2013	1	-	-	-	-	1	-	-	1	-	-	-	3			3
	2014	-	1	1	-	-	-	-	1	-	1	-	-	4	33.3%	▲	4
Probates/Wills and Trusts - Level 2	2013	4	3	3	8	4	5	9	2	4	1	3	5	46			51
	2014	1	8	3	5	15	5	5	5	8	7	4	-	66	43.5%	▲	66
Uncontested Divorce	2013	25	13	25	28	19	22	29	23	19	23	13	15	239			254
	2014	20	23	20	25	19	26	23	21	22	18	17	-	234	-2.1%	▼	234

Type of Court: Circuit

Locale/Circuit: Roanoke 23

Start/End Date: Jan-13 / Nov-14

Type of Case: Filings

AVG. Month: 462

2013 AVG Month: 477

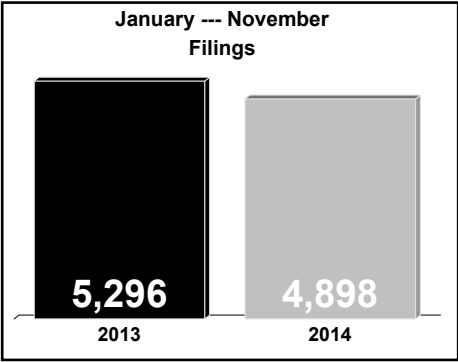
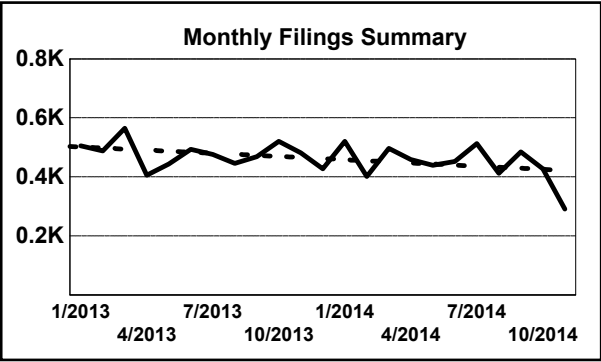
2014 AVG Month: 445

Jan-Nov 2013: 5,296

Jan-Nov 2014: 4,898

Filings Trending: Downward ▼

D
a
s
h
b
o
a
r
d

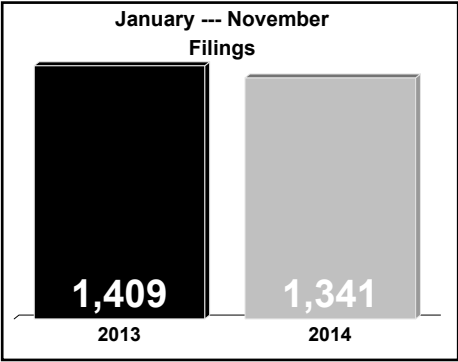
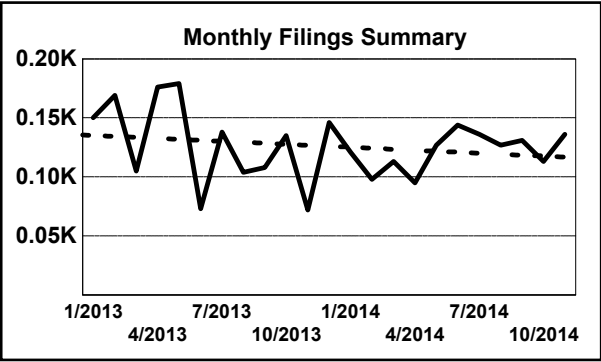


	Jan	Feb	Mar	Apr	May	Jun	Jul	Aug	Sep	Oct	Nov	Dec	Thru Nov	% Change	Trending	Total
2013	505	488	565	406	444	494	476	446	469	521	482	428	5,296			5,724
2014	521	402	497	459	439	452	513	412	485	427	291	-	4,898	-7.5%	▼	4,898

		Jan	Feb	Mar	Apr	May	Jun	Jul	Aug	Sep	Oct	Nov	Dec	Thru Nov	% Change	Trending	Total
Administrative Law	2013	-	-	1	1	-	-	-	-	1	-	-	-	3			3
	2014	-	1	2	-	-	1	-	-	1	1	-	-	6	100.0%	▲	6
Capital Murder	2013	-	-	-	-	-	-	-	-	-	-	1	-	1			1
Contested Divorce	2013	15	13	6	16	11	13	11	5	14	8	17	12	129			141
	2014	14	7	9	11	16	7	15	13	8	10	10	-	120	-7.0%	▼	120
Domestic and Family - Level 1	2013	3	8	15	10	17	30	17	29	27	14	28	15	198			213
	2014	25	16	15	25	16	14	24	9	6	6	8	-	164	-17.2%	▼	164
Domestic and Family - Level 2	2013	-	4	5	4	4	4	4	1	3	5	-	1	34			35
	2014	1	5	5	2	2	5	4	4	10	3	2	-	43	26.5%	▲	43
General Civil - Level 1	2013	11	6	11	5	11	4	6	4	7	3	10	4	78			82
	2014	8	7	4	6	9	5	3	6	13	5	3	-	69	-11.5%	▼	69
General Civil - Level 2	2013	24	19	29	28	34	29	22	22	30	23	18	19	278			297
	2014	20	24	33	24	36	15	24	27	26	19	12	-	260	-6.5%	▼	260
General Civil - Level 3	2013	13	7	11	4	5	16	18	20	9	6	7	3	116			119
	2014	13	5	13	15	5	9	4	6	6	12	6	-	94	-19.0%	▼	94
Miscellaneous	2013	196	173	159	132	111	105	122	110	92	110	114	127	1,424			1,551
	2014	157	110	130	108	98	100	119	108	117	78	73	-	1,198	-15.9%	▼	1,198
Misdemeanor	2013	31	23	44	33	39	53	47	33	49	46	46	30	444			474
	2014	44	24	48	40	31	40	53	32	36	36	32	-	416	-6.3%	▼	416
Non-Capital Felonies and Related Matters	2013	165	185	208	121	151	179	174	169	180	246	186	174	1,964			2,138
	2014	180	164	189	160	180	182	211	158	190	198	93	-	1,905	-3.0%	▼	1,905
Other	2013	5	1	1	3	5	3	2	-	-	3	3	1	26			27
	2014	5	2	4	1	11	11	11	6	7	13	14	-	85	226.9%	▲	85
Other Criminally Related Matters	2013	14	19	21	18	15	26	17	20	22	30	16	12	218			230
	2014	27	16	7	34	14	30	22	15	30	21	14	-	230	5.5%	▲	230
Probates/Wills and Trusts - Level 1	2013	-	-	-	-	-	1	-	1	-	-	-	-	2			2
	2014	-	-	-	1	-	-	-	-	-	-	-	-	1	-50.0%	▼	1
Probates/Wills and Trusts - Level 2	2013	1	1	3	3	4	4	6	5	4	5	1	5	37			42
	2014	4	2	-	4	4	1	2	3	3	4	1	-	28	-24.3%	▼	28
Uncontested Divorce	2013	27	29	51	28	37	27	30	27	31	22	35	25	344			369
	2014	23	19	38	28	17	32	21	25	32	21	23	-	279	-18.9%	▼	279

Type of Court: Circuit
Locale/Circuit: Salem 23
Start/End Date: Jan-13 / Nov-14
Type of Case: Filings
AVG. Month: 126
2013 AVG Month: 130
2014 AVG Month: 122
Jan-Nov 2013: 1,409
Jan-Nov 2014: 1,341
Filings Trending: Downward ▼

D
a
s
h
b
o
a
r
d



	Jan	Feb	Mar	Apr	May	Jun	Jul	Aug	Sep	Oct	Nov	Dec	Thru Nov	% Change	Trending	Total
2013	150	169	105	176	179	73	138	104	108	135	72	146	1,409			1,555
2014	121	98	113	95	127	144	136	127	131	113	136	-	1,341	-4.8%	▼	1,341

		Jan	Feb	Mar	Apr	May	Jun	Jul	Aug	Sep	Oct	Nov	Dec	Thru Nov	% Change	Trending	Total
Administrative Law	2014	-	-	-	-	-	-	-	-	-	1	-	-	1			1
Contested Divorce	2013	4	2	7	13	6	5	6	8	8	2	5	1	66			67
	2014	4	-	4	6	2	8	14	5	9	3	6	-	61	-7.6%	▼	61
Domestic and Family - Level 2	2013	1	-	-	1	-	-	1	-	2	-	-	-	5			5
	2014	-	-	-	-	-	-	1	1	-	1	-	-	3	-40.0%	▼	3
General Civil - Level 1	2013	-	1	-	1	-	1	-	-	-	1	1	1	5			6
	2014	-	2	-	1	-	-	-	2	1	-	1	-	7	40.0%	▲	7
General Civil - Level 2	2013	7	1	4	6	4	3	5	4	5	3	3	7	45			52
	2014	8	9	2	3	6	4	7	3	11	11	4	-	68	51.1%	▲	68
General Civil - Level 3	2013	-	-	-	2	3	1	-	-	3	1	-	1	10			11
	2014	-	1	1	3	2	3	1	4	2	3	-	-	20	100.0%	▲	20
Miscellaneous	2013	74	59	45	65	41	25	29	37	35	33	21	33	464			497
	2014	47	50	38	31	36	31	34	40	35	33	41	-	416	-10.3%	▼	416
Misdemeanor	2013	14	13	13	13	17	3	7	11	9	10	5	7	115			122
	2014	6	1	12	6	12	3	9	14	17	9	6	-	95	-17.4%	▼	95
Non-Capital Felonies and Related Matters	2013	39	80	28	66	102	28	85	33	36	76	32	88	605			693
	2014	55	26	49	28	60	87	62	41	48	44	69	-	569	-6.0%	▼	569
Other Criminally Related Matters	2013	3	3	1	2	1	2	3	4	-	1	1	2	21			23
	2014	1	-	4	6	1	1	1	3	1	1	3	-	22	4.8%	▲	22
Probates/Wills and Trusts	2013	-	-	-	-	1	-	-	-	-	-	-	-	1			1
Probates/Wills and Trusts - Level 2	2013	2	1	2	-	-	-	-	2	-	2	2	1	11			12
	2014	-	-	2	3	5	-	-	2	1	-	2	-	15	36.4%	▲	15
Uncontested Divorce	2013	6	9	5	7	4	5	2	5	10	6	2	5	61			66
	2014	-	9	1	8	3	7	7	12	6	7	4	-	64	4.9%	▲	64

Type of Court: Circuit

Locale/Circuit: Amherst 24

Start/End Date: Jan-13 / Nov-14

Type of Case: Filings

AVG. Month: 179

2013 AVG Month: 182

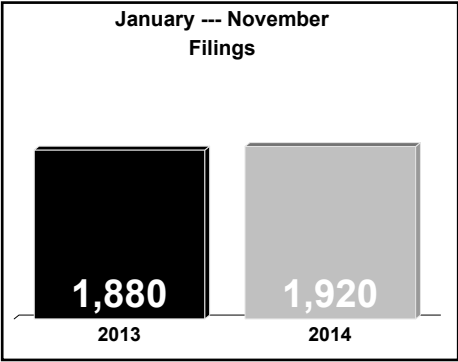
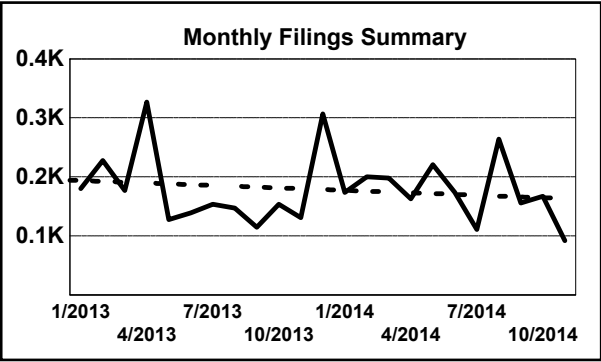
2014 AVG Month: 175

Jan-Nov 2013: 1,880

Jan-Nov 2014: 1,920

Filings Trending: Steady ↔

D
a
s
h
b
o
a
r
d



	Jan	Feb	Mar	Apr	May	Jun	Jul	Aug	Sep	Oct	Nov	Dec	Thru Nov	% Change	Trending	Total
2013	180	228	177	327	128	139	154	147	115	154	131	307	1,880			2,187
2014	174	200	198	163	221	174	111	264	156	167	92	-	1,920	2.1%	▲	1,920

		Jan	Feb	Mar	Apr	May	Jun	Jul	Aug	Sep	Oct	Nov	Dec	Thru Nov	% Change	Trending	Total
Administrative Law	2013	-	-	-	2	-	1	1	-	-	-	-	-	4			4
Contested Divorce	2013	6	-	2	6	2	1	3	6	3	1	4	4	34			38
	2014	2	5	1	6	6	6	1	4	3	1	2	-	37	8.8%	▲	37
Domestic and Family - Level 1	2013	-	2	4	3	-	-	2	3	2	2	2	2	20			22
	2014	-	2	1	4	-	-	-	-	-	-	-	-	7	-65.0%	▼	7
Domestic and Family - Level 2	2013	-	-	-	-	-	1	1	1	-	1	-	1	4			5
	2014	-	-	-	2	-	1	2	-	1	1	-	-	7	75.0%	▲	7
General Civil - Level 1	2013	2	-	-	1	-	-	1	-	-	1	-	-	5			5
	2014	-	1	-	-	-	-	-	-	-	-	-	-	1	-80.0%	▼	1
General Civil - Level 2	2013	2	2	3	3	6	1	6	4	9	5	2	3	43			46
	2014	9	2	4	2	6	4	1	3	2	5	4	-	42	-2.3%	▼	42
General Civil - Level 3	2013	5	3	6	3	1	5	5	3	-	1	4	3	36			39
	2014	12	2	4	3	1	4	9	2	-	3	3	-	43	19.4%	▲	43
Miscellaneous	2013	114	135	112	88	58	53	54	52	52	66	69	86	853			939
	2014	92	85	95	66	60	53	51	58	55	58	38	-	711	-16.6%	▼	711
Misdemeanor	2013	5	18	11	8	13	3	15	18	8	13	6	14	118			132
	2014	10	11	10	11	18	17	2	31	13	13	5	-	141	19.5%	▲	141
Non-Capital Felonies and Related Matters	2013	24	48	10	179	19	53	39	42	12	41	21	163	488			651
	2014	13	68	56	41	99	67	20	136	57	61	18	-	636	30.3%	▲	636
Other	2013	16	14	19	19	22	15	17	12	20	14	16	23	184			207
	2014	24	16	17	10	18	18	13	20	13	16	18	-	183	-0.5%	▼	183
Other Criminally Related Matters	2013	2	-	2	6	1	2	-	-	3	3	2	3	21			24
	2014	3	5	3	3	7	1	3	7	2	4	1	-	39	85.7%	▲	39
Probates/Wills and Trusts	2014	-	2	-	-	-	-	-	-	-	-	-	-	2			2
Probates/Wills and Trusts - Level 2	2013	-	1	1	-	1	1	2	-	-	3	1	-	10			10
	2014	-	-	-	4	3	-	-	1	1	-	-	-	9	-10.0%	▼	9
Uncontested Divorce	2013	4	5	7	9	5	3	8	6	6	3	4	5	60			65
	2014	9	1	7	11	3	3	9	2	9	5	3	-	62	3.3%	▲	62

Type of Court: Circuit

Locale/Circuit: Bedford 24

Start/End Date: Jan-13 / Nov-14

Type of Case: Filings

AVG. Month: 335

2013 AVG Month: 372

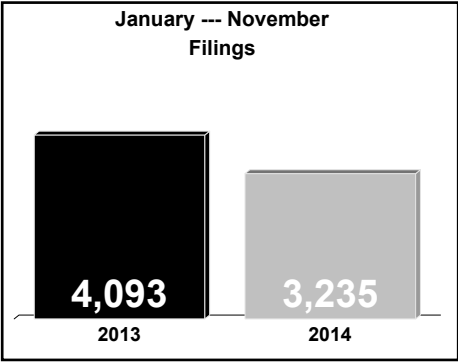
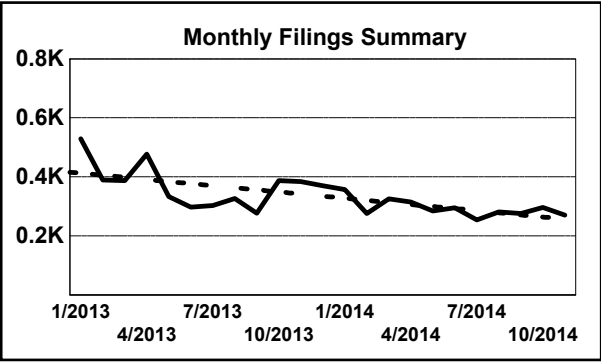
2014 AVG Month: 294

Jan-Nov 2013: 4,093

Jan-Nov 2014: 3,235

Filings Trending: Downward ▼

D
a
s
h
b
o
a
r
d



	Jan	Feb	Mar	Apr	May	Jun	Jul	Aug	Sep	Oct	Nov	Dec	Thru Nov	% Change	Trending	Total
2013	529	390	387	477	333	298	303	327	277	388	384	370	4,093			4,463
2014	357	276	326	315	285	296	255	281	276	297	271	-	3,235	-21.0%	▼	3,235

		Jan	Feb	Mar	Apr	May	Jun	Jul	Aug	Sep	Oct	Nov	Dec	Thru Nov	% Change	Trending	Total
Administrative Law	2013	-	-	-	1	1	-	1	1	-	-	-	-	4			4
	2014	-	1	-	-	-	-	-	-	-	-	-	-	1	-75.0%	▼	1
Contested Divorce	2013	7	5	7	3	10	8	3	3	3	5	4	7	58			65
	2014	6	5	7	13	1	7	12	10	6	7	4	-	78	34.5%	▲	78
Domestic and Family - Level 1	2013	13	-	4	10	6	11	2	5	7	9	4	17	71			88
	2014	2	3	9	11	3	9	2	11	3	19	24	-	96	35.2%	▲	96
Domestic and Family - Level 2	2013	13	2	6	6	5	3	8	1	3	6	4	5	57			62
	2014	4	6	3	5	11	5	10	5	4	3	3	-	59	3.5%	▲	59
General Civil - Level 1	2013	2	-	1	3	-	1	1	-	-	-	-	2	8			10
	2014	-	1	-	1	-	-	-	-	1	-	-	-	3	-62.5%	▼	3
General Civil - Level 2	2013	14	8	12	11	12	5	8	7	9	17	16	10	119			129
	2014	9	10	13	5	6	11	8	9	6	7	3	-	87	-26.9%	▼	87
General Civil - Level 3	2013	2	1	2	3	7	9	2	7	2	5	4	5	44			49
	2014	9	6	10	7	3	2	2	3	2	3	1	-	48	9.1%	▲	48
Miscellaneous	2013	353	298	241	240	161	131	151	150	162	226	204	200	2,317			2,517
	2014	237	189	173	173	136	123	123	150	142	164	112	-	1,722	-25.7%	▼	1,722
Misdemeanor	2013	13	7	18	11	28	18	13	11	17	16	25	12	177			189
	2014	13	10	13	9	25	16	13	17	24	6	11	-	157	-11.3%	▼	157
Non-Capital Felonies and Related Matters	2013	74	45	52	158	70	90	69	103	28	68	83	84	840			924
	2014	50	20	61	53	69	92	62	45	56	61	81	-	650	-22.6%	▼	650
Other	2013	4	4	5	6	3	8	8	8	6	7	7	5	66			71
	2014	3	5	9	4	8	8	4	4	4	4	4	-	57	-13.6%	▼	57
Other Criminally Related Matters	2013	16	-	25	6	9	1	16	9	29	9	14	7	134			141
	2014	3	5	7	14	13	11	7	12	10	6	18	-	106	-20.9%	▼	106
Probates/Wills and Trusts - Level 1	2013	1	-	-	-	-	-	-	-	-	-	-	-	1			1
	2014	-	1	-	-	1	-	1	-	2	1	4	-	10	900.0%	▲	10
Probates/Wills and Trusts - Level 2	2013	-	-	1	-	1	3	1	1	1	1	3	2	12			14
	2014	4	1	2	3	-	1	-	1	2	1	-	-	15	25.0%	▲	15
Uncontested Divorce	2013	17	20	13	19	20	10	20	21	10	19	16	14	185			199
	2014	17	13	19	17	9	11	11	14	14	15	6	-	146	-21.1%	▼	146

Type of Court: Circuit

Locale/Circuit: Campbell 24

Start/End Date: Jan-13 / Nov-14

Type of Case: Filings

AVG. Month: 261

2013 AVG Month: 265

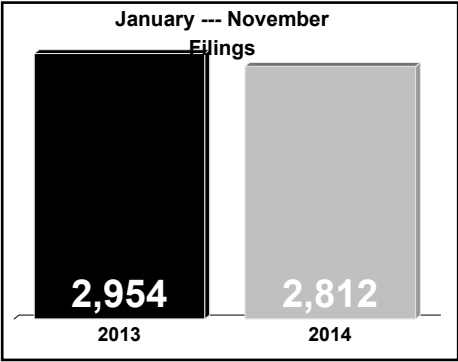
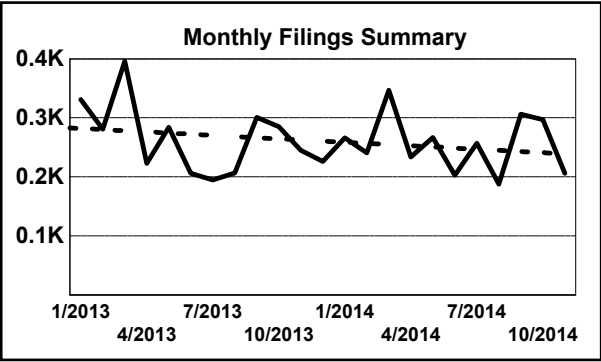
2014 AVG Month: 256

Jan-Nov 2013: 2,954

Jan-Nov 2014: 2,812

Filings Trending: Downward ▼

D
a
s
h
b
o
a
r
d



	Jan	Feb	Mar	Apr	May	Jun	Jul	Aug	Sep	Oct	Nov	Dec	Thru Nov	% Change	Trending	Total
2013	331	281	396	223	284	206	195	207	301	285	245	226	2,954			3,180
2014	266	241	347	234	267	203	257	188	306	297	206	-	2,812	-4.8%	▼	2,812

		Jan	Feb	Mar	Apr	May	Jun	Jul	Aug	Sep	Oct	Nov	Dec	Thru Nov	% Change	Trending	Total
Administrative Law	2013	-	-	-	-	-	-	1	1	1	-	-	3	3			6
	2014	1	-	-	-	-	-	-	-	-	-	-	-	1	-66.7%	▼	1
Contested Divorce	2013	2	6	5	5	3	9	4	-	5	3	-	4	42			46
	2014	7	6	7	4	5	7	7	5	2	4	5	-	59	40.5%	▲	59
Domestic and Family - Level 1	2013	1	7	1	3	8	2	2	5	5	3	1	2	38			40
	2014	1	12	1	3	5	2	1	8	1	10	2	-	46	21.1%	▲	46
Domestic and Family - Level 2	2013	-	1	6	1	2	3	5	-	2	1	4	1	25			26
	2014	1	2	1	2	8	6	2	3	8	5	4	-	42	68.0%	▲	42
General Civil - Level 1	2013	-	-	2	2	-	1	-	-	-	1	1	1	7			8
	2014	-	-	2	-	-	-	1	1	1	2	-	-	7	0.0%	↔	7
General Civil - Level 2	2013	3	5	6	7	10	8	10	7	5	4	11	11	76			87
	2014	6	3	9	11	14	5	7	6	7	13	9	-	90	18.4%	▲	90
General Civil - Level 3	2013	1	17	5	4	4	1	10	-	4	3	2	19	51			70
	2014	6	4	-	4	1	7	1	4	5	11	2	-	45	-11.8%	▼	45
Miscellaneous	2013	197	167	176	153	104	76	84	98	97	109	111	119	1,372			1,491
	2014	120	129	130	118	87	73	77	78	87	99	96	-	1,094	-20.3%	▼	1,094
Misdemeanor	2013	41	19	44	11	28	27	19	17	18	22	41	22	287			309
	2014	31	22	19	13	24	26	38	18	33	32	13	-	269	-6.3%	▼	269
Non-Capital Felonies and Related Matters	2013	74	42	118	17	106	72	35	62	137	119	55	24	837			861
	2014	74	35	154	53	102	55	94	38	143	98	61	-	907	8.4%	▲	907
Other	2013	4	4	11	4	7	1	9	2	7	6	6	5	61			66
	2014	5	10	4	6	3	8	7	8	3	8	3	-	65	6.6%	▲	65
Other Criminally Related Matters	2013	2	6	8	5	3	2	5	5	3	4	4	8	47			55
	2014	7	7	3	1	4	-	8	5	5	6	1	-	47	0.0%	↔	47
Probates/Wills and Trusts - Level 1	2013	-	-	1	-	-	-	-	-	-	-	-	-	1			1
	2014	-	-	-	-	-	-	1	-	2	-	-	-	3	200.0%	▲	3
Probates/Wills and Trusts - Level 2	2013	-	-	1	1	1	1	1	3	-	-	1	-	9			9
	2014	-	2	1	2	1	-	-	1	-	1	-	-	8	-11.1%	▼	8
Protective Orders	2014	1	-	-	-	-	-	-	-	-	5	-	-	6			6
Uncontested Divorce	2013	6	7	12	10	8	3	10	7	17	10	8	7	98			105
	2014	6	9	16	17	13	14	13	13	9	3	10	-	123	25.5%	▲	123

Type of Court: Circuit

Locale/Circuit: Nelson 24

Start/End Date: Jan-13 / Nov-14

Type of Case: Filings

AVG. Month: 68

2013 AVG Month: 64

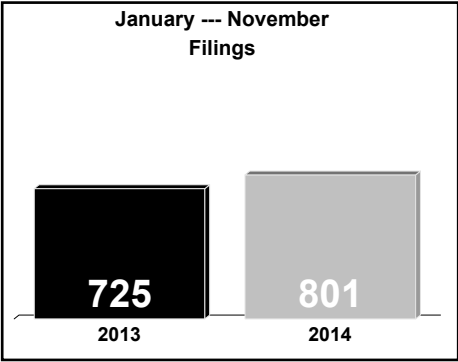
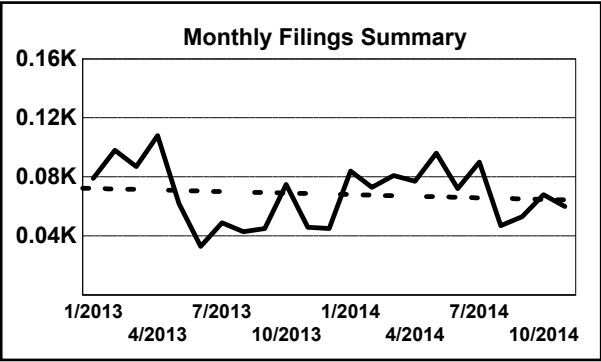
2014 AVG Month: 73

Jan-Nov 2013: 725

Jan-Nov 2014: 801

Filings Trending: Upward ▲

D
a
s
h
b
o
a
r
d



	Jan	Feb	Mar	Apr	May	Jun	Jul	Aug	Sep	Oct	Nov	Dec	Thru Nov	% Change	Trending	Total
2013	79	98	87	108	62	33	49	43	45	75	46	45	725			770
2014	84	73	81	77	96	72	90	47	53	68	60	-	801	10.5%	▲	801

		Jan	Feb	Mar	Apr	May	Jun	Jul	Aug	Sep	Oct	Nov	Dec	Thru Nov	% Change	Trending	Total
Administrative Law	2014	-	-	-	-	1	-	-	-	-	-	1	-	2			2
Contested Divorce	2013	-	2	2	2	-	1	3	-	-	2	2	-	14			14
	2014	4	1	-	4	2	1	2	-	-	2	-	-	16	14.3%	▲	16
Domestic and Family - Level 1	2013	-	10	-	-	3	8	2	-	-	-	-	-	23			23
	2014	-	-	4	-	-	-	-	-	-	-	-	-	4	-82.6%	▼	4
Domestic and Family - Level 2	2013	-	1	2	-	-	1	-	-	-	-	-	-	4			4
	2014	-	-	1	5	-	-	-	-	1	-	-	-	7	75.0%	▲	7
General Civil - Level 1	2013	-	-	-	-	-	-	-	-	-	-	-	1	0			1
	2014	1	-	-	-	-	-	-	-	-	-	-	-	1	0.0%	↔	1
General Civil - Level 2	2013	1	-	1	1	2	-	-	-	2	1	2	1	10			11
	2014	4	2	-	2	1	2	2	4	-	-	1	-	18	80.0%	▲	18
General Civil - Level 3	2013	1	3	3	1	5	2	10	-	1	4	1	1	31			32
	2014	11	8	3	16	1	1	7	3	2	1	1	-	54	74.2%	▲	54
Miscellaneous	2013	53	64	29	41	34	17	19	31	27	28	22	23	365			388
	2014	36	46	40	29	27	27	31	15	26	35	31	-	343	-6.0%	▼	343
Misdemeanor	2013	11	3	2	4	2	-	1	-	4	6	4	5	37			42
	2014	6	4	3	1	3	5	9	2	5	12	4	-	54	45.9%	▲	54
Non-Capital Felonies and Related Matters	2013	10	11	42	54	11	-	3	8	9	27	11	4	186			190
	2014	20	12	24	14	56	14	28	18	12	8	15	-	221	18.8%	▲	221
Other	2013	2	1	3	-	-	1	-	2	-	1	-	2	10			12
	2014	-	-	1	2	2	6	1	2	4	2	-	-	20	100.0%	▲	20
Other Criminally Related Matters	2013	-	1	1	2	2	2	4	2	1	3	1	3	19			22
	2014	-	-	1	2	2	14	6	-	2	2	2	-	31	63.2%	▲	31
Probates/Wills and Trusts - Level 1	2013	-	-	-	-	-	-	-	-	-	-	-	1	0			1
	2014	-	-	-	-	-	-	-	-	-	-	1	-	1	0.0%	↔	1
Probates/Wills and Trusts - Level 2	2013	-	-	-	-	-	1	-	-	-	-	-	1	1			2
	2014	1	-	-	-	1	-	1	2	-	-	-	-	5	400.0%	▲	5
Uncontested Divorce	2013	1	2	2	3	3	-	7	-	1	3	3	3	25			28
	2014	1	-	4	2	-	2	3	1	1	6	4	-	24	-4.0%	▼	24

Type of Court: Circuit

Locale/Circuit: Lynchburg 24

Start/End Date: Jan-13 / Nov-14

Type of Case: Filings

AVG. Month: 370

2013 AVG Month: 385

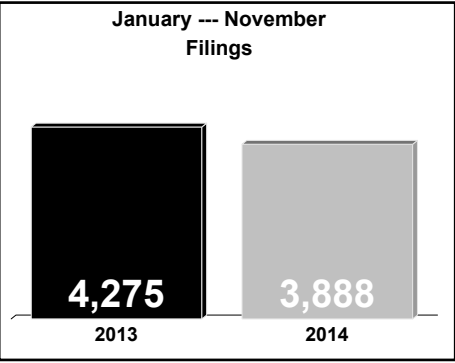
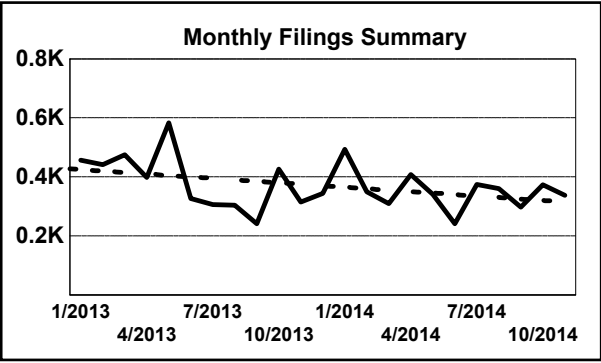
2014 AVG Month: 353

Jan-Nov 2013: 4,275

Jan-Nov 2014: 3,888

Filings Trending: Downward ▼

D
a
s
h
b
o
a
r
d



	Jan	Feb	Mar	Apr	May	Jun	Jul	Aug	Sep	Oct	Nov	Dec	Thru Nov	% Change	Trending	Total
2013	457	442	475	398	583	327	306	304	242	426	315	344	4,275			4,619
2014	494	350	310	408	341	242	374	360	298	373	338	-	3,888	-9.1%	▼	3,888

		Jan	Feb	Mar	Apr	May	Jun	Jul	Aug	Sep	Oct	Nov	Dec	Thru Nov	% Change	Trending	Total
Administrative Law	2013	-	-	1	1	1	-	-	1	1	-	1	-	6			6
	2014	1	-	-	-	-	-	1	1	1	2	1	-	7	16.7%	▲	7
Contested Divorce	2013	13	15	14	17	11	15	7	9	11	14	7	14	133			147
	2014	13	14	12	18	7	9	9	13	14	14	15	-	138	3.8%	▲	138
Domestic and Family - Level 1	2013	26	16	9	8	32	8	10	16	5	2	17	22	149			171
	2014	66	10	10	24	14	1	24	16	7	-	1	-	173	16.1%	▲	173
Domestic and Family - Level 2	2013	4	2	3	3	4	4	2	5	6	6	1	2	40			42
	2014	-	4	4	4	1	1	-	2	1	8	8	-	33	-17.5%	▼	33
General Civil - Level 1	2013	4	1	7	9	3	1	2	-	5	3	3	4	38			42
	2014	1	2	1	-	6	1	4	5	6	3	1	-	30	-21.1%	▼	30
General Civil - Level 2	2013	15	8	23	4	25	15	11	8	17	18	16	26	160			186
	2014	14	14	21	11	17	9	8	5	12	14	9	-	134	-16.3%	▼	134
General Civil - Level 3	2013	7	5	15	8	13	10	9	8	5	14	6	12	100			112
	2014	9	10	8	6	9	2	5	5	5	7	3	-	69	-31.0%	▼	69
Miscellaneous	2013	154	177	154	129	111	80	81	74	77	84	83	90	1,204			1,294
	2014	84	90	102	78	74	41	66	64	67	82	75	-	823	-31.6%	▼	823
Misdemeanor	2013	56	29	55	51	69	32	56	46	27	69	31	29	521			550
	2014	91	29	33	53	50	28	42	31	48	52	28	-	485	-6.9%	▼	485
Non-Capital Felonies and Related Matters	2013	132	135	141	130	275	115	94	110	62	174	126	111	1,494			1,605
	2014	170	140	73	172	129	97	177	190	94	148	163	-	1,553	3.9%	▲	1,553
Other	2013	3	4	4	3	4	1	1	2	2	6	2	2	32			34
	2014	4	1	4	7	2	13	5	4	2	8	3	-	53	65.6%	▲	53
Other Criminally Related Matters	2013	6	7	3	9	7	11	7	3	4	4	5	4	66			70
	2014	10	5	4	7	6	11	7	2	11	14	8	-	85	28.8%	▲	85
Probates/Wills and Trusts - Level 1	2013	1	-	-	-	-	-	-	-	-	-	-	-	1			1
	2014	-	-	-	-	2	-	1	-	-	-	-	-	3	200.0%	▲	3
Probates/Wills and Trusts - Level 2	2013	2	1	1	-	1	8	5	2	-	2	1	4	23			27
	2014	1	1	5	2	3	6	3	3	2	5	2	-	33	43.5%	▲	33
Protective Orders	2013	1	-	1	1	-	-	-	-	-	-	-	-	3			3
Uncontested Divorce	2013	33	42	44	25	27	27	21	20	20	30	16	24	305			329
	2014	30	30	33	26	21	23	22	19	28	16	21	-	269	-11.8%	▼	269

Type of Court: Circuit

Locale/Circuit: Alleghany 25

Start/End Date: Jan-13 / Nov-14

Type of Case: Filings

AVG. Month: 140

2013 AVG Month: 133

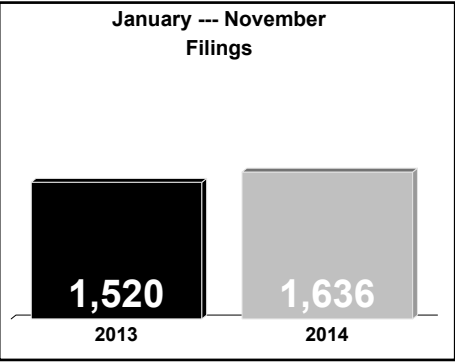
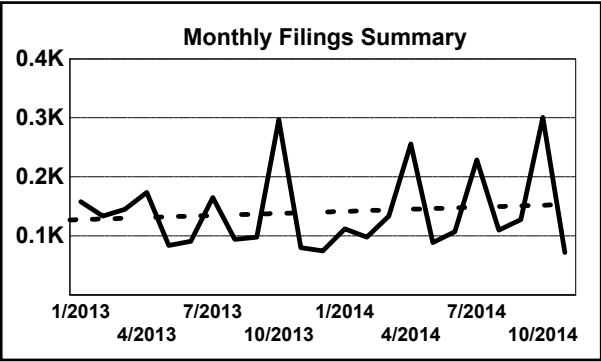
2014 AVG Month: 149

Jan-Nov 2013: 1,520

Jan-Nov 2014: 1,636

Filings Trending: Upward ▲

D
a
s
h
b
o
a
r
d



	Jan	Feb	Mar	Apr	May	Jun	Jul	Aug	Sep	Oct	Nov	Dec	Thru Nov	% Change	Trending	Total
2013	158	134	145	174	84	91	165	94	98	297	80	75	1,520			1,595
2014	112	98	134	256	89	107	229	110	128	301	72	-	1,636	7.6%	▲	1,636

		Jan	Feb	Mar	Apr	May	Jun	Jul	Aug	Sep	Oct	Nov	Dec	Thru Nov	% Change	Trending	Total
Administrative Law	2013	1	-	-	-	-	-	-	1	-	-	-	-	2			2
	2014	-	-	-	-	1	-	-	-	-	-	-	-	1	-50.0%	▼	1
Capital Murder	2014	-	-	-	2	-	-	-	-	-	-	-	-	2			2
Contested Divorce	2013	-	1	2	3	2	1	2	4	1	2	2	2	20			22
	2014	3	2	4	2	5	1	2	5	1	2	4	-	31	55.0%	▲	31
Domestic and Family - Level 1	2013	-	1	-	2	1	1	2	-	1	-	1	3	9			12
	2014	-	1	1	-	-	-	1	-	1	-	1	-	5	-44.4%	▼	5
Domestic and Family - Level 2	2013	-	1	-	2	1	5	1	-	-	-	-	-	10			10
	2014	1	-	1	2	-	3	1	-	2	1	-	-	11	10.0%	▲	11
General Civil - Level 1	2013	-	-	-	-	1	-	-	-	-	-	-	2	1			3
	2014	-	1	-	1	-	1	-	-	-	-	-	-	3	200.0%	▲	3
General Civil - Level 2	2013	1	3	4	7	-	4	-	3	1	2	3	-	28			28
	2014	4	1	3	1	1	3	2	2	2	2	3	-	24	-14.3%	▼	24
General Civil - Level 3	2013	1	1	2	-	2	3	1	1	6	4	1	5	22			27
	2014	2	-	1	-	1	-	-	2	28	26	1	-	61	177.3%	▲	61
Miscellaneous	2013	68	76	80	44	35	35	39	51	42	40	25	32	535			567
	2014	41	47	61	46	27	34	38	45	39	55	20	-	453	-15.3%	▼	453
Misdemeanor	2013	16	13	5	18	14	11	19	2	8	24	5	10	135			145
	2014	10	8	9	8	4	9	21	5	10	10	7	-	101	-25.2%	▼	101
Non-Capital Felonies and Related Matters	2013	62	22	40	87	16	24	92	18	27	212	32	14	632			646
	2014	43	31	35	183	35	39	152	36	30	193	25	-	802	26.9%	▲	802
Other	2013	3	2	2	2	1	4	2	4	2	3	2	-	27			27
	2014	3	3	5	2	3	7	4	2	3	3	4	-	39	44.4%	▲	39
Other Criminally Related Matters	2013	2	1	-	1	1	-	2	2	3	3	-	3	15			18
	2014	-	1	2	1	3	3	2	3	5	-	-	-	20	33.3%	▲	20
Probates/Wills and Trusts	2014	-	-	-	-	-	-	-	1	1	-	-	-	2			2
Probates/Wills and Trusts - Level 2	2013	-	2	-	3	2	1	1	-	1	-	2	-	12			12
	2014	1	1	1	1	-	-	-	3	1	1	2	-	11	-8.3%	▼	11
Protective Orders	2013	-	-	-	-	1	-	-	-	-	-	-	-	1			1
Uncontested Divorce	2013	4	11	10	5	7	2	4	8	6	7	7	4	71			75
	2014	4	2	11	7	9	7	6	6	5	8	5	-	70	-1.4%	▼	70

Type of Court: Circuit

Locale/Circuit: Augusta 25

Start/End Date: Jan-13 / Nov-14

Type of Case: Filings

AVG. Month: 373

2013 AVG Month: 364

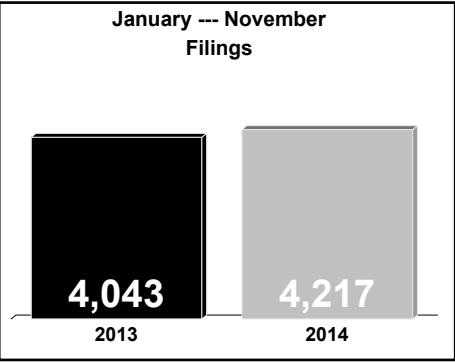
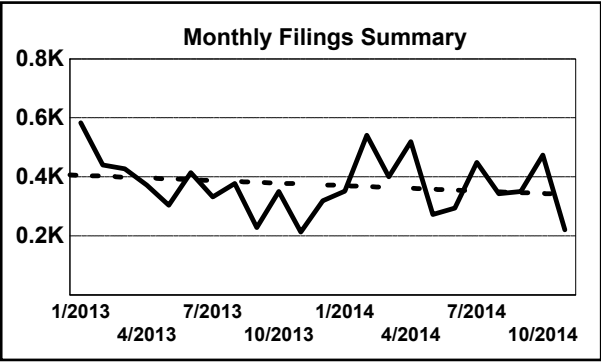
2014 AVG Month: 383

Jan-Nov 2013: 4,043

Jan-Nov 2014: 4,217

Filings Trending: Upward ▲

D
a
s
h
b
o
a
r
d

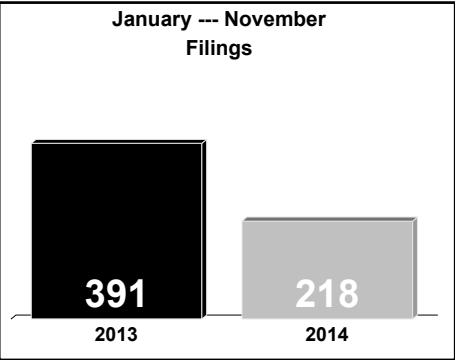
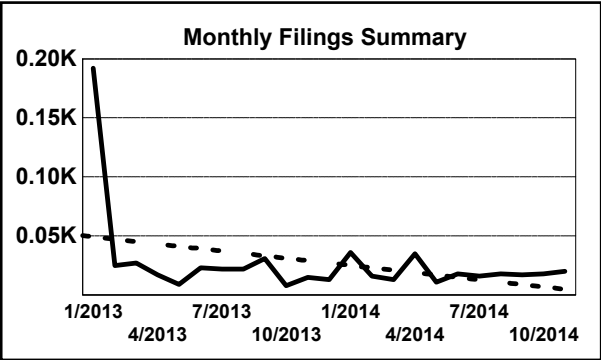


	Jan	Feb	Mar	Apr	May	Jun	Jul	Aug	Sep	Oct	Nov	Dec	Thru Nov	% Change	Trending	Total
2013	583	440	427	372	304	415	332	378	228	351	213	319	4,043			4,362
2014	352	541	400	519	273	294	449	343	351	474	221	-	4,217	4.3%	▲	4,217

		Jan	Feb	Mar	Apr	May	Jun	Jul	Aug	Sep	Oct	Nov	Dec	Thru Nov	% Change	Trending	Total
Administrative Law	2013	1	-	-	-	2	-	1	-	1	-	-	1	5			6
	2014	-	1	-	-	1	1	-	-	1	-	1	-	5	0.0%	↔	5
Capital Murder	2014	1	-	-	-	-	-	-	-	1	-	-	-	2			2
Contested Divorce	2013	5	6	3	1	3	4	7	5	2	6	3	4	45			49
	2014	3	6	5	10	3	7	4	6	9	4	11	-	68	51.1%	▲	68
Domestic and Family - Level 1	2013	11	10	10	9	16	5	6	10	6	11	17	6	111			117
	2014	20	20	12	-	19	11	-	29	27	1	4	-	143	28.8%	▲	143
Domestic and Family - Level 2	2013	3	5	5	4	11	10	6	6	5	6	7	4	68			72
	2014	5	8	16	9	7	12	9	4	6	8	4	-	88	29.4%	▲	88
General Civil - Level 1	2013	-	-	1	-	-	-	1	1	-	-	-	2	3			5
	2014	-	1	1	1	3	-	2	-	1	-	-	-	9	200.0%	▲	9
General Civil - Level 2	2013	10	8	5	7	8	6	8	8	3	5	6	7	74			81
	2014	7	7	4	7	7	3	3	8	6	13	7	-	72	-2.7%	▼	72
General Civil - Level 3	2013	1	4	3	1	4	8	4	8	5	3	-	6	41			47
	2014	2	2	6	10	1	1	-	4	5	1	1	-	33	-19.5%	▼	33
Miscellaneous	2013	357	282	221	172	145	95	139	136	116	127	126	149	1,916			2,065
	2014	183	247	228	196	114	125	106	126	128	157	88	-	1,698	-11.4%	▼	1,698
Misdemeanor	2013	14	12	5	4	5	3	11	9	7	5	10	9	85			94
	2014	7	9	8	7	4	8	21	8	14	13	7	-	106	24.7%	▲	106
Non-Capital Felonies and Related Matters	2013	161	92	144	146	79	264	118	170	54	153	31	101	1,412			1,513
	2014	91	215	97	236	90	85	263	128	101	234	74	-	1,614	14.3%	▲	1,614
Other	2013	11	9	11	12	7	9	10	9	10	12	4	13	104			117
	2014	14	10	7	14	7	18	21	12	21	26	10	-	160	53.8%	▲	160
Other Criminally Related Matters	2013	3	-	2	1	3	-	3	4	4	2	3	3	25			28
	2014	2	1	2	3	3	2	3	6	8	1	3	-	34	36.0%	▲	34
Probates/Wills and Trusts - Level 1	2013	-	-	-	1	-	-	-	-	-	3	-	-	4			4
	2014	-	1	1	-	-	-	-	-	2	2	-	-	6	50.0%	▲	6
Probates/Wills and Trusts - Level 2	2013	-	-	3	1	1	1	1	3	2	1	1	3	14			17
	2014	1	-	-	-	-	3	2	2	-	1	1	-	10	-28.6%	▼	10
Protective Orders	2013	-	-	-	-	-	-	-	-	-	1	-	1	1			2
	2014	-	-	-	-	-	-	-	-	1	-	-	-	1	0.0%	↔	1
Uncontested Divorce	2013	6	12	14	13	20	10	17	9	13	16	5	10	135			145
	2014	16	13	13	26	14	18	15	10	20	13	10	-	168	24.4%	▲	168

Type of Court: Circuit
Locale/Circuit: Bath 25
Start/End Date: Jan-13 / Nov-14
Type of Case: Filings
AVG. Month: 27
2013 AVG Month: 34
2014 AVG Month: 20
Jan-Nov 2013: 391
Jan-Nov 2014: 218
Filings Trending: Downward ▼

D
a
s
h
b
o
a
r
d



	Jan	Feb	Mar	Apr	May	Jun	Jul	Aug	Sep	Oct	Nov	Dec	Thru Nov	% Change	Trending	Total
2013	192	25	27	17	9	23	22	22	31	8	15	13	391			404
2014	36	16	13	35	11	18	16	18	17	18	20	-	218	-44.2%	▼	218

		Jan	Feb	Mar	Apr	May	Jun	Jul	Aug	Sep	Oct	Nov	Dec	Thru Nov	% Change	Trending	Total
Contested Divorce	2013	-	-	1	-	1	-	1	1	-	1	-	2	5			7
	2014	-	1	-	-	-	-	-	1	2	2	-	-	6	20.0%	▲	6
Domestic and Family - Level 1	2013	-	-	-	-	-	-	1	-	-	-	-	-	1			1
	2014	1	1	-	-	-	-	-	-	-	-	-	-	2	100.0%	▲	2
Domestic and Family - Lev	2014	-	-	-	-	-	-	-	-	1	-	-	-	1			1
General Civil - Level 1	2014	-	-	-	-	-	-	-	-	-	1	-	-	1			1
General Civil - Level 2	2013	1	1	-	-	-	-	-	-	-	-	3	-	5			5
	2014	1	-	-	-	1	2	-	1	-	2	-	-	7	40.0%	▲	7
General Civil - Level 3	2013	1	-	2	-	-	3	-	-	-	-	-	1	6			7
	2014	1	-	-	-	-	-	-	-	-	-	-	-	1	-83.3%	▼	1
Miscellaneous	2013	20	22	21	15	3	10	19	17	17	7	12	6	163			169
	2014	17	11	10	18	8	8	14	12	8	11	12	-	129	-20.9%	▼	129
Misdemeanor	2013	1	-	-	1	-	-	-	1	4	-	-	-	7			7
	2014	5	-	1	9	-	-	-	-	1	-	-	-	16	128.6%	▲	16
Non-Capital Felonies and Related Matters	2013	167	1	-	-	-	10	1	2	9	-	-	4	190			194
	2014	10	-	-	6	1	8	2	3	3	1	2	-	36	-81.1%	▼	36
Other Criminally Related Matters	2013	-	1	-	-	-	-	-	-	-	-	-	-	1			1
	2014	-	-	1	-	-	-	-	-	-	-	-	-	1	0.0%	↔	1
Probates/Wills and Trusts	2013	-	-	-	-	2	-	-	-	-	-	-	-	2			2
Probates/Wills and Trusts - Level 2	2013	-	-	-	-	1	-	-	-	-	-	-	-	1			1
	2014	-	-	-	-	-	-	-	-	1	-	-	-	1	0.0%	↔	1
Uncontested Divorce	2013	2	-	3	1	2	-	-	1	1	-	-	-	10			10
	2014	1	3	1	2	1	-	-	1	1	1	6	-	17	70.0%	▲	17

Type of Court: Circuit

Locale/Circuit: Botetourt 25

Start/End Date: Jan-13 / Nov-14

Type of Case: Filings

AVG. Month: 171

2013 AVG Month: 176

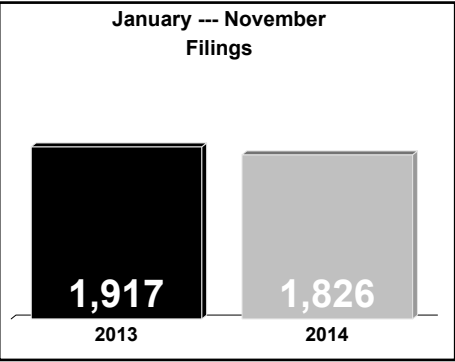
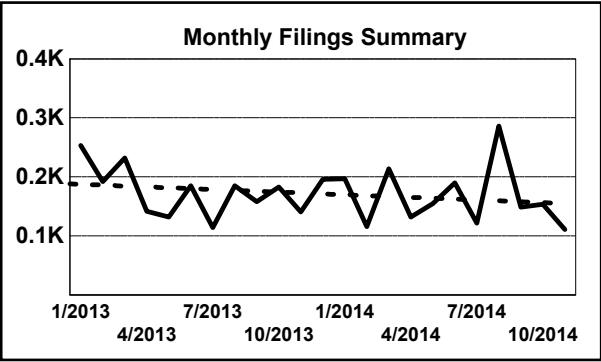
2014 AVG Month: 166

Jan-Nov 2013: 1,917

Jan-Nov 2014: 1,826

Filings Trending: Downward ▼

D
a
s
h
b
o
a
r
d

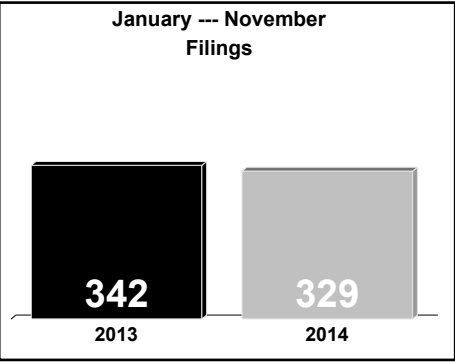
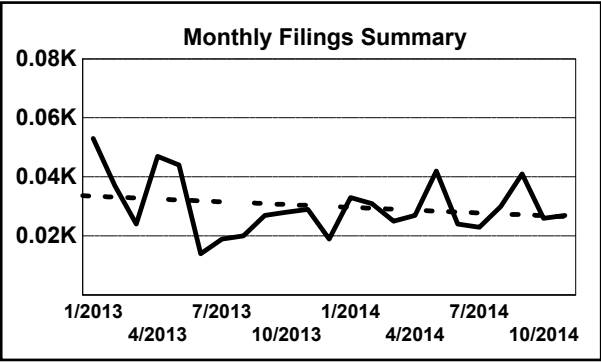


	Jan	Feb	Mar	Apr	May	Jun	Jul	Aug	Sep	Oct	Nov	Dec	Thru Nov	% Change	Trending	Total
2013	253	192	232	142	132	185	114	185	158	183	141	196	1,917			2,113
2014	197	116	214	132	155	190	122	286	149	154	111	-	1,826	-4.7%	▼	1,826

		Jan	Feb	Mar	Apr	May	Jun	Jul	Aug	Sep	Oct	Nov	Dec	Thru Nov	% Change	Trending	Total
Contested Divorce	2013	2	3	5	1	2	4	2	2	4	2	2	3	29			32
	2014	3	3	1	2	4	6	4	2	2	4	1	-	32	10.3%	▲	32
Domestic and Family - Level 1	2013	1	2	-	24	-	10	1	3	4	2	4	1	51			52
	2014	5	2	-	8	2	-	-	-	-	-	-	-	17	-66.7%	▼	17
Domestic and Family - Level 2	2013	2	1	1	1	1	3	1	1	3	1	-	1	15			16
	2014	-	-	2	1	1	-	-	-	1	-	1	-	6	-60.0%	▼	6
General Civil - Level 1	2013	-	-	1	-	1	1	-	-	-	-	-	-	3			3
	2014	-	1	1	-	-	1	-	-	1	-	1	-	5	66.7%	▲	5
General Civil - Level 2	2013	6	3	5	6	2	1	5	2	3	3	6	2	42			44
	2014	3	3	4	3	5	4	8	3	5	7	2	-	47	11.9%	▲	47
General Civil - Level 3	2013	4	3	4	3	1	-	3	5	2	4	2	3	31			34
	2014	3	4	5	5	2	2	-	11	2	-	4	-	38	22.6%	▲	38
Miscellaneous	2013	167	124	106	76	74	61	61	63	105	84	79	94	1,000			1,094
	2014	122	75	97	76	57	64	46	67	64	60	54	-	782	-21.8%	▼	782
Misdemeanor	2013	18	11	18	3	14	19	9	15	7	18	11	11	143			154
	2014	12	6	18	12	15	17	16	19	16	23	12	-	166	16.1%	▲	166
Non-Capital Felonies and Related Matters	2013	36	38	83	16	25	74	22	78	19	52	26	71	469			540
	2014	37	13	71	18	51	69	25	165	37	44	21	-	551	17.5%	▲	551
Other	2013	-	-	-	-	1	-	-	-	-	1	-	-	2			2
	2014	-	-	-	-	1	14	3	1	1	2	-	-	22	1,000.0%	▲	22
Other Criminally Related Matters	2013	6	3	2	2	2	6	1	7	4	2	6	5	41			46
	2014	6	1	5	3	4	5	6	5	10	4	7	-	56	36.6%	▲	56
Probates/Wills and Trusts	2014	-	-	-	-	2	-	-	1	-	-	-	-	3			3
Probates/Wills and Trusts - Level 2	2013	-	1	1	-	-	-	-	2	-	2	1	2	7			9
	2014	-	-	2	-	3	-	2	-	-	1	1	-	9	28.6%	▲	9
Uncontested Divorce	2013	11	3	6	10	9	6	9	7	7	12	4	3	84			87
	2014	6	8	8	4	8	8	12	12	10	9	7	-	92	9.5%	▲	92

Type of Court: Circuit
Locale/Circuit: Craig 25
Start/End Date: Jan-13 / Nov-14
Type of Case: Filings
AVG. Month: 30
2013 AVG Month: 30
2014 AVG Month: 30
Jan-Nov 2013: 342
Jan-Nov 2014: 329
Filings Trending: Downward ▼

D
a
s
h
b
o
a
r
d



	Jan	Feb	Mar	Apr	May	Jun	Jul	Aug	Sep	Oct	Nov	Dec	Thru Nov	% Change	Trending	Total
2013	53	37	24	47	44	14	19	20	27	28	29	19	342			361
2014	33	31	25	27	42	24	23	30	41	26	27	-	329	-3.8%	▼	329

		Jan	Feb	Mar	Apr	May	Jun	Jul	Aug	Sep	Oct	Nov	Dec	Thru Nov	% Change	Trending	Total
Administrative Law	2014	-	-	-	-	-	-	-	1	-	-	-	-	1			1
Contested Divorce	2013	1	-	1	-	3	1	-	-	-	2	2	-	10			10
	2014	1	1	-	2	1	1	1	-	-	-	-	-	7	-30.0%	▼	7
Domestic and Family - Level 1	2013	6	1	-	23	2	-	1	-	1	-	2	2	36			38
	2014	1	2	3	-	4	-	1	-	2	1	-	-	14	-61.1%	▼	14
Domestic and Family - Level 2	2013	-	-	-	1	-	-	-	-	-	-	-	-	1			1
	2014	-	-	-	-	1	-	-	-	-	-	1	-	2	100.0%	▲	2
General Civil - Level 1	2014	-	-	-	-	-	2	-	-	-	-	-	-	2			2
General Civil - Level 2	2013	1	-	-	2	1	-	-	-	-	-	-	-	4			4
	2014	1	-	-	1	3	-	1	-	-	1	-	-	7	75.0%	▲	7
General Civil - Level 3	2013	-	-	-	-	1	1	-	-	1	-	-	-	3			3
	2014	1	2	-	-	1	-	-	1	-	-	-	-	5	66.7%	▲	5
Miscellaneous	2013	41	35	21	14	23	10	14	19	20	24	21	14	242			256
	2014	20	18	19	24	20	14	13	16	19	14	14	-	191	-21.1%	▼	191
Misdemeanor	2013	-	1	-	2	6	-	-	-	2	1	-	1	12			13
	2014	2	1	1	-	4	4	1	-	4	4	-	-	21	75.0%	▲	21
Non-Capital Felonies and Related Matters	2013	1	-	-	-	7	1	1	1	3	-	2	1	16			17
	2014	4	5	-	-	7	2	4	5	13	6	12	-	58	262.5%	▲	58
Other	2013	1	-	1	2	-	-	1	-	-	1	-	-	6			6
	2014	2	-	-	-	-	1	-	3	-	-	-	-	6	0.0%	↔	6
Other Criminally Related Matters	2013	-	-	-	1	-	-	-	-	-	-	-	-	1			1
	2014	-	-	-	-	-	-	-	1	-	-	-	-	1	0.0%	↔	1
Probates/Wills and Trusts - Level 2	2013	-	-	-	-	-	1	-	-	1	-	-	-	1			1
	2014	-	-	-	-	-	-	1	1	1	-	-	-	3	200.0%	▲	3
Uncontested Divorce	2013	2	-	1	2	1	-	2	-	-	-	2	1	10			11
	2014	1	2	2	-	1	-	1	2	2	-	-	-	11	10.0%	▲	11

Type of Court: Circuit

Locale/Circuit: Highland 25

Start/End Date: Jan-13 / Nov-14

Type of Case: Filings

AVG. Month: 11

2013 AVG Month: 12

2014 AVG Month: 10

Jan-Nov 2013: 126

Jan-Nov 2014: 111

Filings Trending: Downward ▼

D

a

s

h

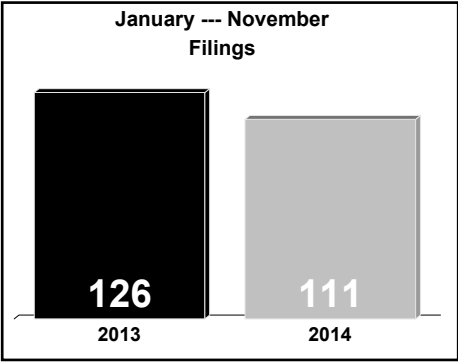
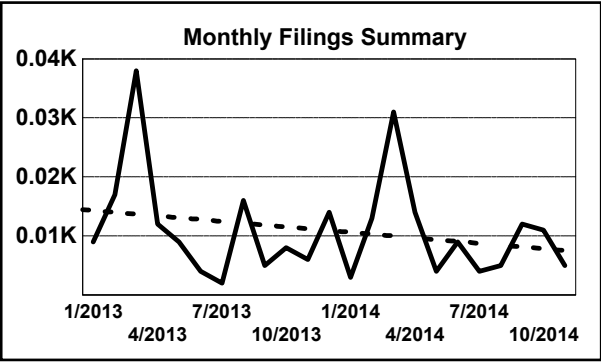
b

o

a

r

d



	Jan	Feb	Mar	Apr	May	Jun	Jul	Aug	Sep	Oct	Nov	Dec	Thru Nov	% Change	Trending	Total
2013	9	17	38	12	9	4	2	16	5	8	6	14	126			140
2014	3	13	31	14	4	9	4	5	12	11	5	-	111	-11.9%	▼	111

		Jan	Feb	Mar	Apr	May	Jun	Jul	Aug	Sep	Oct	Nov	Dec	Thru Nov	% Change	Trending	Total
Administrative Law	2013	-	-	-	-	-	-	-	-	-	-	-	1	0			1
Contested Divorce	2013	-	1	1	-	1	-	1	-	1	-	-	1	5	0.0%	↔	6
	2014	1	-	1	-	-	-	-	-	-	-	-	-	2	-60.0%	▼	2
General Civil - Level 1	2014	-	-	-	-	1	-	-	-	-	-	-	-	1			1
General Civil - Level 2	2013	-	-	1	-	-	-	-	-	-	1	-	-	2			2
General Civil - Level 3	2013	-	-	2	-	-	-	-	-	-	-	-	-	2			2
	2014	-	-	-	-	1	-	1	-	-	-	-	-	2	0.0%	↔	2
Miscellaneous	2013	8	11	18	12	8	4	1	16	1	6	4	3	89			92
	2014	1	12	11	4	2	7	3	5	7	6	5	-	63	-29.2%	▼	63
Misdemeanor	2013	1	2	5	-	-	-	-	-	-	-	-	4	8			12
	2014	-	-	-	-	-	1	-	-	-	2	-	-	3	-62.5%	▼	3
Non-Capital Felonies and Related Matters	2013	-	3	11	-	-	-	-	-	2	1	1	5	18			23
	2014	1	-	19	9	-	1	-	-	4	1	-	-	35	94.4%	▲	35
Other	2014	-	-	-	-	-	-	-	-	1	-	-	-	1			1
Uncontested Divorce	2013	-	-	-	-	-	-	-	-	1	-	1	-	2			2
	2014	-	1	-	1	-	-	-	-	-	2	-	-	4	100.0%	▲	4

Type of Court: Circuit

Locale/Circuit: Rockbridge 25

Start/End Date: Jan-13 / Nov-14

Type of Case: Filings

AVG. Month: 157

2013 AVG Month: 141

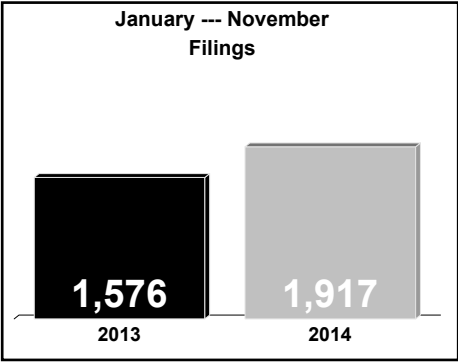
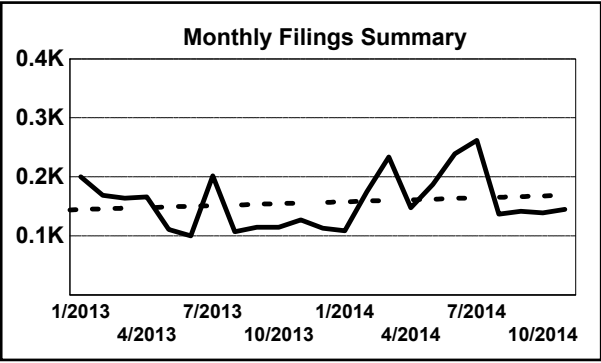
2014 AVG Month: 174

Jan-Nov 2013: 1,576

Jan-Nov 2014: 1,917

Filings Trending: Upward ▲

D
a
s
h
b
o
a
r
d

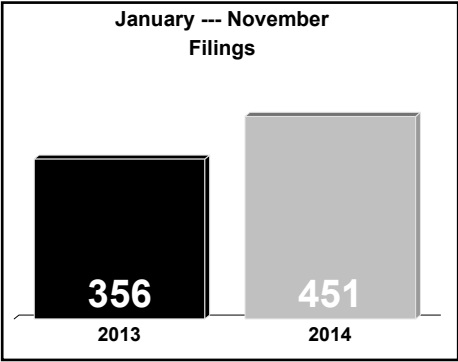
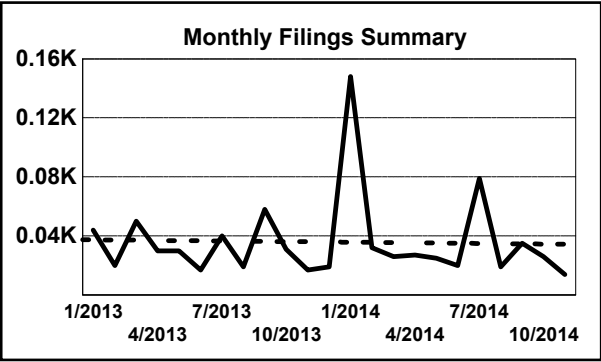


	Jan	Feb	Mar	Apr	May	Jun	Jul	Aug	Sep	Oct	Nov	Dec	Thru Nov	% Change	Trending	Total
2013	200	169	164	166	111	100	202	107	115	115	127	113	1,576			1,689
2014	109	175	234	148	187	239	262	137	142	139	145	-	1,917	21.6%	▲	1,917

		Jan	Feb	Mar	Apr	May	Jun	Jul	Aug	Sep	Oct	Nov	Dec	Thru Nov	% Change	Trending	Total
Administrative Law	2014	-	-	-	1	-	-	-	-	-	-	-	-	1			1
Contested Divorce	2013	-	11	3	3	1	2	-	2	3	1	3	2	29			31
	2014	2	2	2	4	1	1	5	3	3	2	3	-	28	-3.4%	▼	28
Domestic and Family - Level 1	2013	4	1	1	5	2	-	3	1	3	2	2	5	24			29
	2014	-	1	1	4	2	-	-	-	-	-	-	-	8	-66.7%	▼	8
Domestic and Family - Level 2	2013	1	1	-	-	-	1	-	-	1	1	-	-	5			5
	2014	1	1	-	-	1	-	2	1	-	-	1	-	7	40.0%	▲	7
General Civil - Level 1	2013	-	1	-	-	-	-	-	1	-	1	-	-	3			3
	2014	-	1	-	-	-	-	-	-	-	1	-	-	2	-33.3%	▼	2
General Civil - Level 2	2013	2	3	2	2	3	2	4	1	2	4	3	5	28			33
	2014	6	2	5	5	5	9	6	4	6	-	3	-	51	82.1%	▲	51
General Civil - Level 3	2013	5	6	4	2	5	4	1	-	2	1	6	2	36			38
	2014	3	4	8	-	5	3	2	-	4	1	-	-	30	-16.7%	▼	30
Miscellaneous	2013	85	61	49	52	51	38	49	44	43	30	48	53	550			603
	2014	40	58	93	68	47	52	57	50	48	48	56	-	617	12.2%	▲	617
Misdemeanor	2013	19	29	31	31	10	13	21	15	24	19	18	22	230			252
	2014	13	20	19	16	39	32	29	17	14	14	23	-	236	2.6%	▲	236
Non-Capital Felonies and Related Matters	2013	75	37	60	58	28	30	116	36	31	43	34	18	548			566
	2014	36	77	91	38	68	126	141	51	46	61	49	-	784	43.1%	▲	784
Other	2013	5	3	2	2	3	-	-	1	1	-	2	-	19			19
	2014	1	-	-	2	4	1	7	1	5	5	3	-	29	52.6%	▲	29
Other Criminally Related Matters	2013	3	6	-	8	1	6	2	1	1	6	3	4	37			41
	2014	-	3	9	4	7	5	5	3	4	2	5	-	47	27.0%	▲	47
Probates/Wills and Trusts	2014	-	-	1	-	-	-	-	-	1	-	-	-	2			2
Probates/Wills and Trusts - Level 2	2013	-	1	2	-	-	-	-	1	-	2	1	-	7			7
	2014	1	1	-	-	1	2	-	1	2	-	-	-	8	14.3%	▲	8
Uncontested Divorce	2013	1	9	10	3	7	4	6	4	4	5	7	2	60			62
	2014	6	5	5	6	7	8	8	6	9	5	2	-	67	11.7%	▲	67

Type of Court: Circuit
Locale/Circuit: Buena Vista 25
Start/End Date: Jan-13 / Nov-14
Type of Case: Filings
AVG. Month: 36
2013 AVG Month: 31
2014 AVG Month: 41
Jan-Nov 2013: 356
Jan-Nov 2014: 451
Filings Trending: Upward ▲

D
a
s
h
b
o
a
r
d



	Jan	Feb	Mar	Apr	May	Jun	Jul	Aug	Sep	Oct	Nov	Dec	Thru Nov	% Change	Trending	Total
2013	44	20	50	30	30	17	40	19	58	31	17	19	356			375
2014	148	32	26	27	25	20	79	19	35	26	14	-	451	26.7%	▲	451

		Jan	Feb	Mar	Apr	May	Jun	Jul	Aug	Sep	Oct	Nov	Dec	Thru Nov	% Change	Trending	Total
Contested Divorce	2013	4	-	-	1	1	1	2	2	2	-	1	-	14			14
	2014	-	-	1	1	1	2	1	-	-	1	-	-	7	-50.0%	▼	7
Domestic and Family - Level 1	2013	-	-	-	-	1	-	1	1	4	5	-	-	12			12
	2014	1	-	-	3	-	-	-	-	-	-	-	-	4	-66.7%	▼	4
Domestic and Family - Lev	2013	-	-	1	-	-	-	-	-	-	2	-	-	3			3
	2014	-	-	-	-	-	-	-	-	-	-	-	1	3			4
General Civil - Level 2	2013	2	-	-	1	-	-	-	-	-	-	-	1	3			3
	2014	-	-	-	-	-	-	1	1	2	-	2	-	6	100.0%	▲	6
General Civil - Level 3	2013	-	-	-	-	-	-	-	-	-	-	1	1	1			2
	2014	-	-	-	-	-	1	1	1	-	-	-	-	3	200.0%	▲	3
Miscellaneous	2013	18	10	19	11	5	3	3	4	11	7	6	10	97			107
	2014	10	15	9	7	6	2	5	7	6	11	4	-	82	-15.5%	▼	82
Misdemeanor	2013	8	2	3	6	5	5	1	7	5	4	6	-	52			52
	2014	2	5	2	2	5	5	8	1	1	-	6	-	37	-28.8%	▼	37
Non-Capital Felonies and Related Matters	2013	9	6	24	9	16	5	31	4	33	14	2	5	153			158
	2014	132	9	8	10	6	6	62	8	21	10	1	-	273	78.4%	▲	273
Other	2013	-	-	-	-	-	1	-	-	3	-	-	-	4			4
	2014	-	-	-	-	-	-	-	-	-	-	-	-	-			-
Other Criminally Related Matters	2013	1	-	-	-	-	-	1	-	-	-	-	-	2			2
	2014	2	2	1	1	1	-	-	-	-	1	1	-	9	350.0%	▲	9
Probates/Wills and Trusts - Level 2	2013	-	1	-	-	-	-	-	-	1	-	1	-	3			3
	2014	1	1	-	-	1	-	-	-	-	-	-	-	3	0.0%	↔	3
Uncontested Divorce	2013	2	1	4	2	2	3	1	1	2	1	-	2	19			21
	2014	-	-	4	3	5	3	1	1	2	1	-	-	20	5.3%	▲	20

Type of Court: Circuit

Locale/Circuit: Staunton 25

Start/End Date: Jan-13 / Nov-14

Type of Case: Filings

AVG. Month: 133

2013 AVG Month: 129

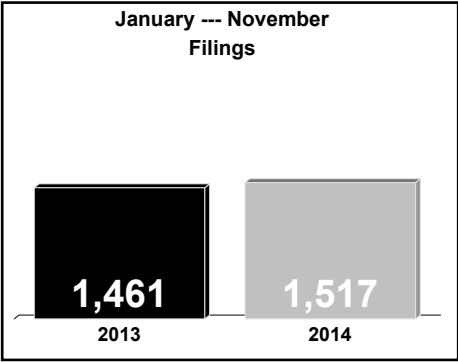
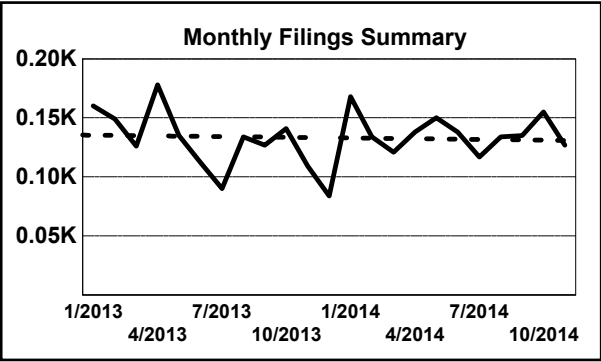
2014 AVG Month: 138

Jan-Nov 2013: 1,461

Jan-Nov 2014: 1,517

Filings Trending: Upward ▲

D
a
s
h
b
o
a
r
d



	Jan	Feb	Mar	Apr	May	Jun	Jul	Aug	Sep	Oct	Nov	Dec	Thru Nov	% Change	Trending	Total
2013	160	149	126	178	135	112	90	134	127	141	109	84	1,461			1,545
2014	168	134	121	138	150	138	117	134	135	155	127	-	1,517	3.8%	▲	1,517

		Jan	Feb	Mar	Apr	May	Jun	Jul	Aug	Sep	Oct	Nov	Dec	Thru Nov	% Change	Trending	Total
Administrative Law	2013	-	-	-	-	1	-	-	-	-	-	-	-	1			1
Contested Divorce	2013	4	5	2	4	2	4	5	1	1	2	1	-	31			31
	2014	1	4	3	1	4	1	1	1	2	4	3	-	25	-19.4%	▼	25
Domestic and Family - Level 1	2013	-	2	1	16	2	5	1	1	2	5	4	3	39			42
	2014	5	1	3	3	4	3	-	2	11	6	9	-	47	20.5%	▲	47
Domestic and Family - Level 2	2013	-	-	1	-	1	-	-	1	1	-	1	1	5			6
	2014	-	-	2	1	4	5	11	6	7	6	7	-	49	880.0%	▲	49
General Civil - Level 1	2013	-	-	1	-	-	-	-	-	2	-	-	-	3			3
	2014	1	-	-	-	1	-	-	-	1	-	-	-	3	0.0%	↔	3
General Civil - Level 2	2013	2	-	-	3	2	1	3	1	1	2	2	3	17			20
	2014	-	1	1	2	-	-	5	3	1	3	2	-	18	5.9%	▲	18
General Civil - Level 3	2013	8	8	4	5	3	5	3	15	4	8	5	8	68			76
	2014	10	5	7	8	5	2	4	3	5	-	-	-	49	-27.9%	▼	49
Miscellaneous	2013	43	54	44	35	23	21	24	36	18	35	23	31	356			387
	2014	29	42	46	31	26	25	20	29	25	26	32	-	331	-7.0%	▼	331
Misdemeanor	2013	5	19	12	11	7	9	11	11	8	21	17	3	131			134
	2014	25	11	5	13	13	24	17	3	7	5	9	-	132	0.8%	▲	132
Non-Capital Felonies and Related Matters	2013	92	43	42	95	78	57	30	53	77	58	48	30	673			703
	2014	80	57	42	58	63	62	39	74	64	93	46	-	678	0.7%	▲	678
Other	2013	5	10	9	2	9	9	7	1	4	4	2	2	62			64
	2014	10	5	6	11	4	2	4	4	4	5	6	-	61	-1.6%	▼	61
Other Criminally Related Matters	2013	-	2	-	3	-	-	-	7	5	4	2	2	23			25
	2014	2	4	2	3	22	12	9	4	1	-	8	-	67	191.3%	▲	67
Probates/Wills and Trusts - Level 2	2013	-	2	-	-	1	-	1	1	-	-	1	1	6			7
	2014	1	-	-	-	1	-	1	-	-	1	-	-	4	-33.3%	▼	4
Protective Orders	2013	-	-	3	-	-	-	-	-	-	-	-	-	3			3
	2014	-	-	-	-	-	-	-	-	-	2	-	-	2	-33.3%	▼	2
Uncontested Divorce	2013	1	4	7	4	6	1	5	6	4	2	3	-	43			43
	2014	4	4	4	7	3	2	6	5	7	4	5	-	51	18.6%	▲	51

Type of Court: Circuit

Locale/Circuit: Waynesboro 25

Start/End Date: Jan-13 / Nov-14

Type of Case: Filings

AVG. Month: 153

2013 AVG Month: 143

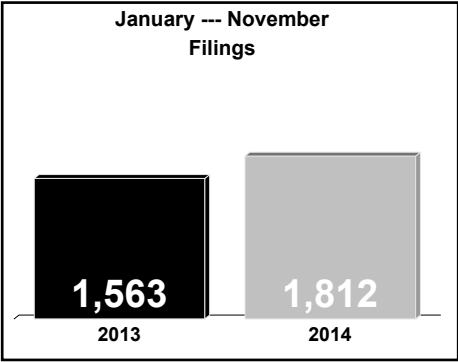
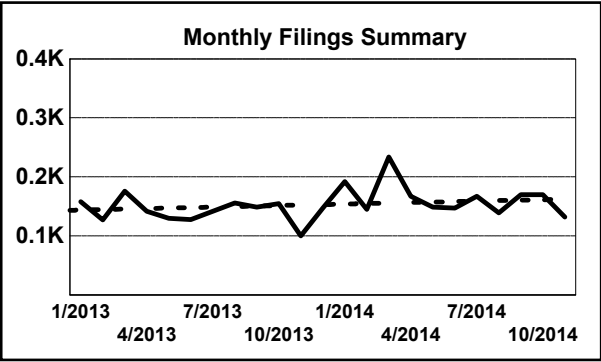
2014 AVG Month: 165

Jan-Nov 2013: 1,563

Jan-Nov 2014: 1,812

Filings Trending: Upward ▲

D
a
s
h
b
o
a
r
d

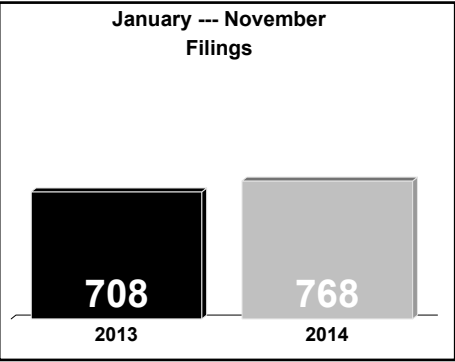
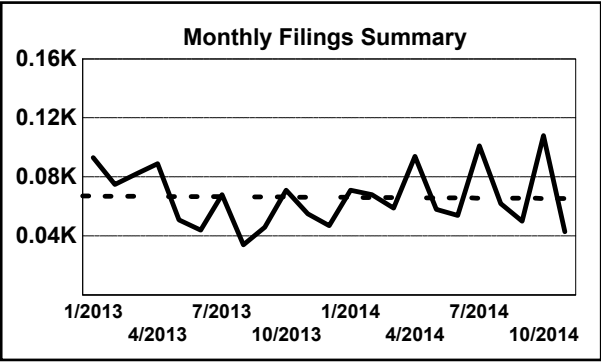


	Jan	Feb	Mar	Apr	May	Jun	Jul	Aug	Sep	Oct	Nov	Dec	Thru Nov	% Change	Trending	Total
2013	158	127	176	142	130	128	142	156	149	155	100	147	1,563			1,710
2014	192	145	234	167	149	147	167	139	170	170	132	-	1,812	15.9%	▲	1,812

		Jan	Feb	Mar	Apr	May	Jun	Jul	Aug	Sep	Oct	Nov	Dec	Thru Nov	% Change	Trending	Total
Administrative Law	2013	-	-	-	1	-	-	-	-	-	-	-	-	1			1
	2014	-	-	-	-	-	-	-	-	1	-	-	-	1	0.0%	↔	1
Capital Murder	2014	-	-	-	-	-	-	-	-	-	-	1	-	1			1
Contested Divorce	2013	8	6	12	16	2	6	6	10	7	12	10	9	95			104
	2014	12	7	21	12	8	4	7	10	11	18	7	-	117	23.2%	▲	117
Domestic and Family - Level 1	2013	2	4	4	4	6	2	9	4	3	-	4	4	42			46
	2014	2	-	1	15	10	8	7	8	29	2	12	-	94	123.8%	▲	94
Domestic and Family - Level 2	2013	-	3	1	-	-	-	1	3	2	1	-	-	11			11
	2014	-	1	-	-	3	1	-	3	3	-	-	-	11	0.0%	↔	11
General Civil - Level 1	2013	-	2	1	-	-	-	-	-	-	-	-	-	3			3
	2014	-	-	-	1	-	-	1	-	-	-	-	-	2	-33.3%	▼	2
General Civil - Level 2	2013	2	-	2	2	-	1	1	4	3	1	2	1	18			19
	2014	1	2	2	5	2	1	2	1	8	2	-	-	26	44.4%	▲	26
General Civil - Level 3	2013	1	-	1	1	5	1	-	11	2	2	-	-	24			24
	2014	-	7	1	2	4	1	2	1	1	-	-	-	19	-20.8%	▼	19
Miscellaneous	2013	57	36	27	34	20	21	26	13	29	33	16	23	312			335
	2014	24	46	52	22	11	24	25	16	28	40	15	-	303	-2.9%	▼	303
Misdemeanor	2013	5	6	8	1	3	2	2	9	6	9	11	10	62			72
	2014	12	6	6	9	9	3	11	12	4	12	13	-	97	56.5%	▲	97
Non-Capital Felonies and Related Matters	2013	23	22	28	19	41	38	49	46	43	52	19	37	380			417
	2014	77	29	42	37	43	43	61	34	24	38	32	-	460	21.1%	▲	460
Other	2013	43	25	60	34	27	33	25	33	32	26	19	47	357			404
	2014	46	30	72	33	37	42	31	27	38	31	34	-	421	17.9%	▲	421
Other Criminally Related Matters	2013	-	-	-	1	2	2	2	1	2	-	2	2	12			14
	2014	-	1	3	3	-	1	-	2	2	-	1	-	13	8.3%	▲	13
Probates/Wills and Trusts - Level 2	2013	-	-	-	-	1	-	-	-	-	2	-	1	3			4
	2014	1	1	-	-	-	-	-	2	-	-	-	-	4	33.3%	▲	4
Uncontested Divorce	2013	17	23	32	29	23	22	21	22	20	17	17	13	243			256
	2014	17	15	34	28	22	19	20	23	21	27	17	-	243	0.0%	↔	243

Type of Court: Circuit
Locale/Circuit: Clarke 26
Start/End Date: Jan-13 / Nov-14
Type of Case: Filings
AVG. Month: 66
2013 AVG Month: 63
2014 AVG Month: 70
Jan-Nov 2013: 708
Jan-Nov 2014: 768
Filings Trending: Upward ▲

D
a
s
h
b
o
a
r
d



	Jan	Feb	Mar	Apr	May	Jun	Jul	Aug	Sep	Oct	Nov	Dec	Thru Nov	% Change	Trending	Total
2013	93	75	82	89	51	44	68	34	46	71	55	47	708			755
2014	71	68	59	94	58	54	101	62	50	108	43	-	768	8.5%	▲	768

		Jan	Feb	Mar	Apr	May	Jun	Jul	Aug	Sep	Oct	Nov	Dec	Thru Nov	% Change	Trending	Total
Contested Divorce	2013	3	1	2	5	2	1	3	2	1	3	3	1	26			27
	2014	-	1	-	2	4	3	2	1	4	1	-	-	18	-30.8%	▼	18
Domestic and Family - Level 1	2013	1	1	-	1	-	-	1	-	2	-	-	-	6			6
	2014	-	1	-	2	-	-	1	-	1	1	-	-	6	0.0%	↔	6
Domestic and Family - Level 2	2013	-	-	-	2	1	-	-	1	1	1	-	-	6			6
	2014	2	1	-	1	1	-	1	-	-	1	-	-	7	16.7%	▲	7
General Civil - Level 1	2013	-	-	-	-	-	-	-	1	-	-	-	-	1			1
	2014	-	-	-	-	-	-	-	-	-	-	-	-	-			-
General Civil - Level 2	2013	-	1	1	3	2	4	1	-	1	1	-	1	14			15
	2014	1	1	1	2	3	-	2	2	4	2	-	-	18	28.6%	▲	18
General Civil - Level 3	2013	1	-	-	1	1	1	-	-	-	1	2	2	7			9
	2014	-	1	1	2	2	2	-	1	-	1	-	-	10	42.9%	▲	10
Miscellaneous	2013	61	46	48	36	30	16	29	30	23	24	30	26	373			399
	2014	41	28	40	22	27	26	25	19	26	16	24	-	294	-21.2%	▼	294
Misdemeanor	2013	7	6	7	13	5	4	9	-	4	11	5	3	71			74
	2014	1	12	4	12	6	1	13	11	7	9	1	-	77	8.5%	▲	77
Non-Capital Felonies and Related Matters	2013	18	8	22	22	7	14	23	-	6	25	11	10	156			166
	2014	9	12	8	44	10	6	49	15	5	67	10	-	235	50.6%	▲	235
Other	2013	-	-	-	-	-	-	1	-	-	-	2	-	3			3
	2014	3	-	1	1	1	2	2	3	1	-	5	-	19	533.3%	▲	19
Other Criminally Related Matters	2013	-	2	-	1	1	1	1	-	3	3	-	1	12			13
	2014	5	6	1	3	-	8	3	1	1	2	-	-	30	150.0%	▲	30
Probates/Wills and Trusts	2014	1	-	-	-	-	-	-	-	-	-	-	-	1			1
Probates/Wills and Trusts - Level 2	2013	-	3	-	-	-	-	-	-	1	-	-	-	4			4
	2014	-	-	-	-	-	-	-	3	1	1	-	-	5	25.0%	▲	5
Uncontested Divorce	2013	2	7	2	5	2	3	-	1	4	2	2	3	30			33
	2014	8	5	3	3	4	6	3	5	-	7	3	-	47	56.7%	▲	47

Type of Court: Circuit

Locale/Circuit: Frederick 26

Start/End Date: Jan-13 / Nov-14

Type of Case: Filings

AVG. Month: 391

2013 AVG Month: 408

2014 AVG Month: 373

Jan-Nov 2013: 4,574

Jan-Nov 2014: 4,102

Filings Trending: Downward ▼

D

a

s

h

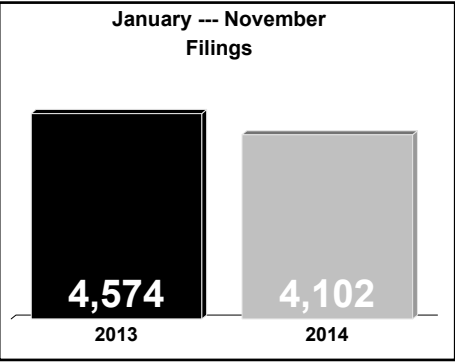
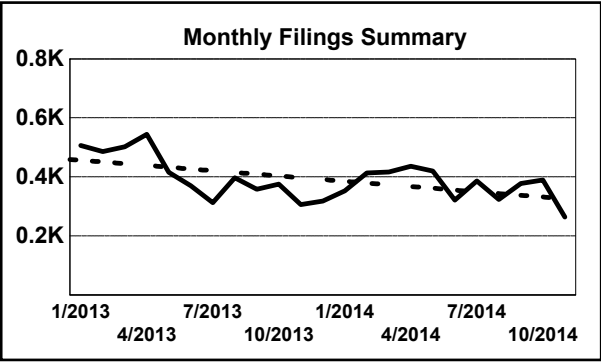
b

o

a

r

d



	Jan	Feb	Mar	Apr	May	Jun	Jul	Aug	Sep	Oct	Nov	Dec	Thru Nov	% Change	Trending	Total
2013	506	486	502	544	416	370	313	397	358	376	306	318	4,574			4,892
2014	353	413	417	436	420	321	386	324	378	390	264	-	4,102	-10.3%	▼	4,102

		Jan	Feb	Mar	Apr	May	Jun	Jul	Aug	Sep	Oct	Nov	Dec	Thru Nov	% Change	Trending	Total
Administrative Law	2013	1	-	-	-	-	1	-	-	-	-	1	-	3			3
	2014	-	-	-	1	-	-	1	1	-	-	-	-	3	0.0%	↔	3
Contested Divorce	2013	12	7	15	12	13	14	10	16	3	11	10	7	123			130
	2014	6	11	11	6	10	10	6	9	9	6	9	-	93	-24.4%	▼	93
Domestic and Family - Level 1	2013	2	7	5	7	2	7	6	2	6	2	4	4	50			54
	2014	-	1	4	7	8	-	1	-	-	-	-	-	21	-58.0%	▼	21
Domestic and Family - Level 2	2013	3	1	1	3	1	4	2	3	-	4	5	4	27			31
	2014	2	2	-	5	1	4	3	-	1	5	1	-	24	-11.1%	▼	24
General Civil - Level 1	2013	-	-	1	-	-	-	-	-	-	1	-	2	2			4
	2014	-	1	1	-	-	-	1	-	-	-	-	-	3	50.0%	▲	3
General Civil - Level 2	2013	15	7	3	11	9	5	7	9	8	8	5	7	87			94
	2014	8	5	7	4	10	4	3	11	17	7	7	-	83	-4.6%	▼	83
General Civil - Level 3	2013	2	2	2	2	7	8	3	4	3	3	7	1	43			44
	2014	2	2	4	4	4	6	5	1	3	1	3	-	35	-18.6%	▼	35
Miscellaneous	2013	298	280	221	162	118	110	118	121	131	137	107	125	1,803			1,928
	2014	164	157	156	175	119	112	127	117	107	149	85	-	1,468	-18.6%	▼	1,468
Misdemeanor	2013	34	32	61	45	39	96	46	48	35	40	33	34	509			543
	2014	34	33	54	48	48	24	37	38	65	44	25	-	450	-11.6%	▼	450
Non-Capital Felonies and Related Matters	2013	97	113	149	261	189	92	94	172	147	131	113	114	1,558			1,672
	2014	117	178	148	167	198	130	164	118	148	144	108	-	1,620	4.0%	▲	1,620
Other	2013	-	-	1	-	-	-	-	1	-	-	-	1	2			3
	2014	-	1	-	-	3	4	4	5	9	4	8	-	38	1,800.0%	▲	38
Other Criminally Related Matters	2013	11	6	5	13	4	7	4	3	7	9	3	4	72			76
	2014	2	2	6	3	5	5	6	6	2	5	4	-	46	-36.1%	▼	46
Probates/Wills and Trusts	2014	-	-	-	-	-	-	1	-	-	-	1	-	2			2
Probates/Wills and Trusts - Level 2	2013	5	5	1	1	3	3	1	2	2	4	1	1	28			29
	2014	3	1	2	3	3	3	2	2	2	4	-	-	25	-10.7%	▼	25
Uncontested Divorce	2013	26	26	37	27	31	23	22	16	16	26	17	14	267			281
	2014	15	19	24	13	11	19	25	16	15	21	13	-	191	-28.5%	▼	191

Type of Court: Circuit

Locale/Circuit: Page 26

Start/End Date: Jan-13 / Nov-14

Type of Case: Filings

AVG. Month: 134

2013 AVG Month: 134

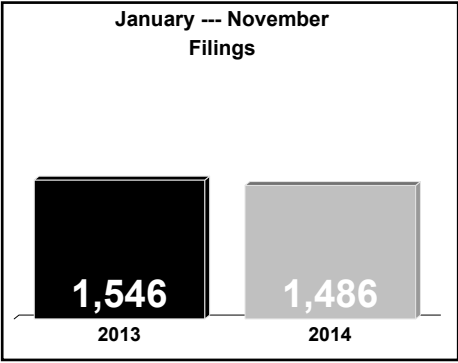
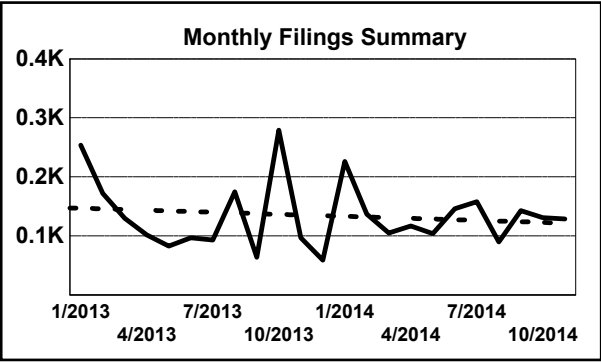
2014 AVG Month: 135

Jan-Nov 2013: 1,546

Jan-Nov 2014: 1,486

Filings Trending: Downward ▼

D
a
s
h
b
o
a
r
d



	Jan	Feb	Mar	Apr	May	Jun	Jul	Aug	Sep	Oct	Nov	Dec	Thru Nov	% Change	Trending	Total
2013	254	172	130	102	83	97	93	175	64	279	97	59	1,546			1,605
2014	226	137	105	117	104	146	158	90	143	131	129	-	1,486	-3.9%	▼	1,486

		Jan	Feb	Mar	Apr	May	Jun	Jul	Aug	Sep	Oct	Nov	Dec	Thru Nov	% Change	Trending	Total
Contested Divorce	2013	2	3	3	2	3	2	2	5	1	8	2	-	33			33
	2014	1	4	1	2	1	5	4	3	3	5	1	-	30	-9.1%	▼	30
Domestic and Family - Level 1	2013	-	4	2	3	5	1	2	6	2	3	1	2	29	0.0%	↔	31
	2014	2	5	5	2	5	1	1	3	2	2	1	-	29	0.0%	↔	29
Domestic and Family - Level 2	2013	1	3	-	-	4	1	-	1	1	2	-	1	13			14
	2014	-	-	1	1	-	-	-	1	-	-	-	-	3	-76.9%	▼	3
General Civil - Level 1	2013	-	-	-	1	-	-	-	-	-	-	-	-	1			1
	2014	-	-	-	-	-	1	-	-	-	-	-	-	1	0.0%	↔	1
General Civil - Level 2	2013	2	4	2	3	-	3	2	1	5	4	4	6	30			36
	2014	4	4	2	2	1	6	4	6	-	2	2	-	33	10.0%	▲	33
General Civil - Level 3	2013	-	3	-	6	3	-	-	-	4	7	2	-	25			25
	2014	1	-	-	1	-	-	6	1	-	2	-	-	11	-56.0%	▼	11
Miscellaneous	2013	82	75	63	44	28	33	25	27	16	37	30	34	460			494
	2014	55	64	48	36	30	19	25	30	35	35	26	-	403	-12.4%	▼	403
Misdemeanor	2013	62	17	18	11	12	5	18	39	8	61	13	1	264			265
	2014	42	8	12	11	15	13	24	10	28	14	15	-	192	-27.3%	▼	192
Non-Capital Felonies and Related Matters	2013	90	48	35	19	22	39	34	87	22	147	36	9	579			588
	2014	107	40	30	52	40	95	86	29	65	57	72	-	673	16.2%	▲	673
Other	2013	3	5	1	3	1	2	2	-	1	2	3	3	23			26
	2014	1	4	-	1	1	2	2	2	7	4	3	-	27	17.4%	▲	27
Other Criminally Related Matters	2013	1	-	-	4	2	1	-	1	-	2	1	1	12			13
	2014	2	-	2	2	-	-	2	1	-	1	3	-	13	8.3%	▲	13
Probates/Wills and Trusts - Level 1	2013	1	-	1	-	-	-	-	-	-	1	-	-	3			3
	2014	-	-	2	-	1	-	-	-	-	-	-	-	3	0.0%	↔	3
Probates/Wills and Trusts - Level 2	2013	1	2	1	-	1	-	-	-	-	-	-	-	5			5
	2014	1	-	-	-	4	-	-	-	-	-	1	-	6	20.0%	▲	6
Protective Orders	2013	-	1	-	1	1	-	-	-	-	-	-	-	3			3
	2014	-	1	-	-	-	-	-	-	-	-	-	-	1	-66.7%	▼	1
Uncontested Divorce	2013	9	7	4	5	1	10	8	8	4	5	5	2	66			68
	2014	10	7	2	7	6	4	4	4	3	9	5	-	61	-7.6%	▼	61

Type of Court: Circuit

Locale/Circuit: Rockingham 26

Start/End Date: Jan-13 / Nov-14

Type of Case: Filings

AVG. Month: 595

2013 AVG Month: 585

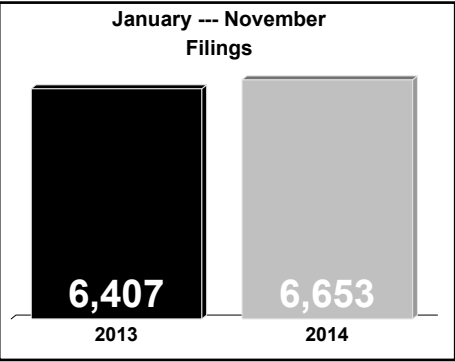
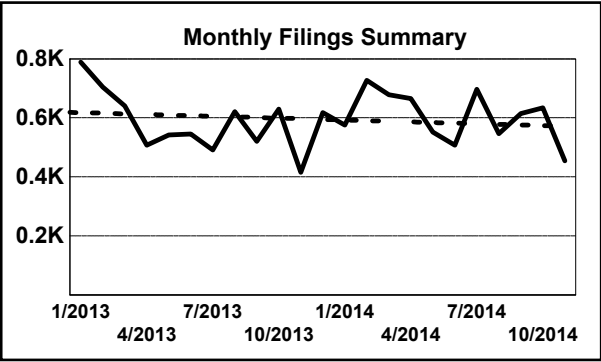
2014 AVG Month: 605

Jan-Nov 2013: 6,407

Jan-Nov 2014: 6,653

Filings Trending: Upward ▲

D
a
s
h
b
o
a
r
d



	Jan	Feb	Mar	Apr	May	Jun	Jul	Aug	Sep	Oct	Nov	Dec	Thru Nov	% Change	Trending	Total
2013	789	704	640	508	542	545	491	621	521	630	416	618	6,407			7,025
2014	576	727	678	665	552	508	697	546	615	634	455	-	6,653	3.8%	▲	6,653

		Jan	Feb	Mar	Apr	May	Jun	Jul	Aug	Sep	Oct	Nov	Dec	Thru Nov	% Change	Trending	Total
Administrative Law	2013	-	-	1	-	3	-	-	-	2	-	-	-	6			6
	2014	-	-	-	-	-	-	-	-	-	1	-	-	1	-83.3%	▼	1
Capital Murder	2014	-	-	2	-	-	-	-	-	-	-	-	-	2			2
Contested Divorce	2013	15	14	11	12	18	7	11	12	13	16	10	9	139			148
	2014	13	24	16	13	10	14	10	6	7	14	10	-	137	-1.4%	▼	137
Domestic and Family - Level 1	2013	7	6	9	5	6	14	5	9	4	3	16	2	84			86
	2014	6	3	14	7	6	10	9	14	1	27	6	-	103	22.6%	▲	103
Domestic and Family - Level 2	2013	8	4	7	2	5	7	4	9	2	3	1	7	52			59
	2014	3	6	1	9	7	5	4	5	4	13	3	-	60	15.4%	▲	60
General Civil - Level 1	2013	2	-	-	-	1	1	3	3	-	4	-	2	14			16
	2014	-	-	-	1	1	-	2	1	-	1	-	-	6	-57.1%	▼	6
General Civil - Level 2	2013	14	11	14	17	16	13	12	22	14	10	7	8	150			158
	2014	14	18	22	11	12	20	15	15	16	14	7	-	164	9.3%	▲	164
General Civil - Level 3	2013	6	6	4	7	6	3	5	9	4	3	6	5	59			64
	2014	3	6	3	9	3	5	7	3	1	3	2	-	45	-23.7%	▼	45
Miscellaneous	2013	433	297	222	191	143	127	144	161	168	160	149	180	2,195			2,375
	2014	207	241	255	218	151	128	159	149	155	185	97	-	1,945	-11.4%	▼	1,945
Misdemeanor	2013	37	46	50	34	52	53	45	82	45	61	29	58	534			592
	2014	52	70	62	61	48	43	66	49	54	49	54	-	608	13.9%	▲	608
Non-Capital Felonies and Related Matters	2013	161	192	200	135	165	208	158	214	159	274	118	228	1,984			2,212
	2014	156	239	215	226	239	190	300	197	245	224	174	-	2,405	21.2%	▲	2,405
Other	2013	67	67	73	71	82	81	63	57	70	59	52	96	742			838
	2014	84	77	44	69	43	55	72	61	73	74	70	-	722	-2.7%	▼	722
Other Criminally Related Matters	2013	14	12	17	6	12	5	15	9	15	7	3	3	115			118
	2014	8	17	9	5	8	4	25	11	15	7	9	-	118	2.6%	▲	118
Probates/Wills and Trusts - Level 1	2013	-	-	1	-	-	-	-	1	1	-	-	-	3			3
	2014	1	-	-	1	-	-	-	-	2	-	-	-	4	33.3%	▲	4
Probates/Wills and Trusts - Level 2	2013	5	2	1	1	2	5	3	1	1	1	2	3	24			27
	2014	3	-	7	1	1	3	2	1	6	3	1	-	28	16.7%	▲	28
Protective Orders	2013	-	1	-	-	1	-	-	1	2	-	2	-	7			7
	2014	1	3	4	2	-	1	2	2	2	1	2	-	20	185.7%	▲	20
Uncontested Divorce	2013	20	46	30	27	30	21	23	31	21	29	21	17	299			316
	2014	25	23	24	32	23	30	24	32	34	18	20	-	285	-4.7%	▼	285

Type of Court: Circuit

Locale/Circuit: Shenandoah 26

Start/End Date: Jan-13 / Nov-14

Type of Case: Filings

AVG. Month: 285

2013 AVG Month: 297

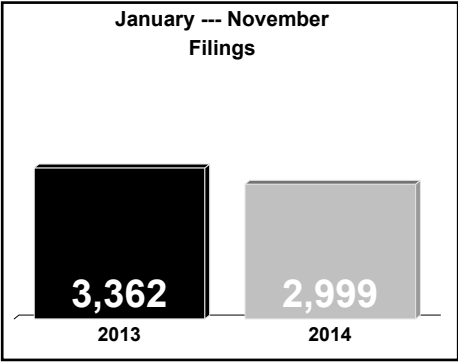
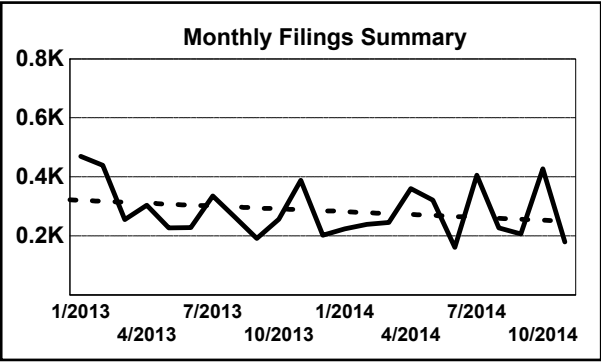
2014 AVG Month: 273

Jan-Nov 2013: 3,362

Jan-Nov 2014: 2,999

Filings Trending: Downward ▼

D
a
s
h
b
o
a
r
d



	Jan	Feb	Mar	Apr	May	Jun	Jul	Aug	Sep	Oct	Nov	Dec	Thru Nov	% Change	Trending	Total
2013	470	439	256	304	227	228	336	264	192	257	389	203	3,362			3,565
2014	224	239	246	360	321	162	406	227	207	427	180	-	2,999	-10.8%	▼	2,999

		Jan	Feb	Mar	Apr	May	Jun	Jul	Aug	Sep	Oct	Nov	Dec	Thru Nov	% Change	Trending	Total
Administrative Law	2013	-	1	-	-	-	-	-	-	-	-	-	-	1			1
	2014	-	-	-	1	1	-	-	-	-	1	-	-	3	200.0%	▲	3
Capital Murder	2014	-	-	-	1	-	-	-	-	-	-	-	-	1			1
Contested Divorce	2013	6	4	2	6	2	2	3	3	2	4	3	2	37			39
	2014	2	6	6	3	3	3	5	3	6	4	2	-	43	16.2%	▲	43
Domestic and Family - Level 1	2013	4	7	6	3	2	5	-	2	7	5	1	5	42			47
	2014	-	4	6	6	12	3	6	5	10	11	11	-	74	76.2%	▲	74
Domestic and Family - Level 2	2013	-	7	1	1	2	1	1	1	2	1	1	1	18			19
	2014	1	2	3	1	1	2	2	2	1	-	4	-	19	5.6%	▲	19
General Civil - Level 1	2013	-	-	-	-	-	-	-	1	-	-	-	1	1			2
	2014	1	-	-	-	-	-	-	-	1	-	-	-	2	100.0%	▲	2
General Civil - Level 2	2013	4	4	4	7	5	5	8	4	1	-	1	2	43			45
	2014	2	2	4	7	7	3	5	2	4	6	2	-	44	2.3%	▲	44
General Civil - Level 3	2013	4	3	2	3	2	3	2	2	2	1	2	2	26			28
	2014	1	3	2	2	1	2	1	-	-	-	1	-	13	-50.0%	▼	13
Miscellaneous	2013	159	160	163	111	68	72	75	83	74	99	77	76	1,141			1,217
	2014	95	87	101	89	57	79	64	53	78	89	51	-	843	-26.1%	▼	843
Misdemeanor	2013	62	60	2	30	16	11	38	30	10	34	28	18	321			339
	2014	24	34	21	30	15	7	29	28	23	45	13	-	269	-16.2%	▼	269
Non-Capital Felonies and Related Matters	2013	169	108	7	105	75	36	134	89	22	81	224	6	1,050			1,056
	2014	67	48	13	123	121	6	251	63	18	223	28	-	961	-8.5%	▼	961
Other	2013	53	70	55	26	40	86	61	39	57	20	31	79	538			617
	2014	20	36	77	77	93	45	27	57	41	35	62	-	570	5.9%	▲	570
Other Criminally Related Matters	2013	1	2	1	4	1	1	4	1	5	1	9	3	30			33
	2014	-	3	1	6	-	3	2	1	17	5	-	-	38	26.7%	▲	38
Probates/Wills and Trusts	2013	-	-	-	-	-	-	-	-	-	1	-	-	1			1
Probates/Wills and Trusts - Level 2	2013	2	-	2	-	1	-	1	1	1	3	-	1	11			12
	2014	3	1	4	-	-	-	1	1	1	-	1	-	12	9.1%	▲	12
Uncontested Divorce	2013	6	13	11	8	13	6	9	8	9	7	12	7	102			109
	2014	8	13	8	14	10	9	13	12	7	8	5	-	107	4.9%	▲	107

Type of Court: Circuit

Locale/Circuit: Warren 26

Start/End Date: Jan-13 / Nov-14

Type of Case: Filings

AVG. Month: 255

2013 AVG Month: 268

2014 AVG Month: 241

Jan-Nov 2013: 3,008

Jan-Nov 2014: 2,651

Filings Trending: Downward ▼

D

a

s

h

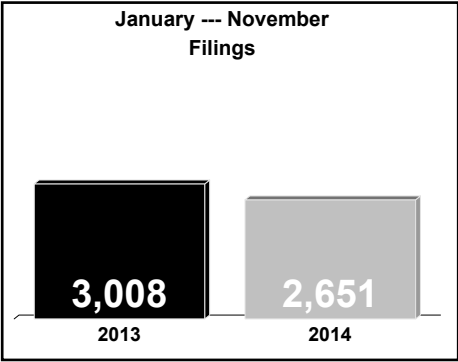
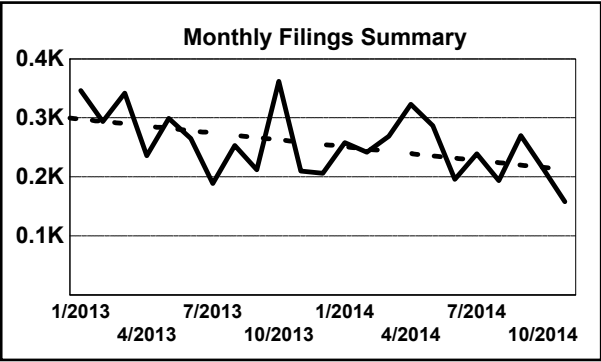
b

o

a

r

d



		Jan	Feb	Mar	Apr	May	Jun	Jul	Aug	Sep	Oct	Nov	Dec	Thru Nov	% Change	Trending	Total
2013		346	294	342	236	299	265	189	253	212	362	210	206	3,008			3,214
2014		258	242	269	323	287	196	239	194	270	215	158	-	2,651	-11.9%	▼	2,651

		Jan	Feb	Mar	Apr	May	Jun	Jul	Aug	Sep	Oct	Nov	Dec	Thru Nov	% Change	Trending	Total
Administrative Law	2013	-	-	1	-	-	-	1	-	-	1	-	-	3			3
	2014	-	-	-	-	-	-	1	-	-	1	-	-	2	-33.3%	▼	2
Contested Divorce	2013	4	7	8	15	10	8	5	5	8	9	4	5	83	15.7%	▲	88
	2014	8	15	7	8	7	5	5	12	11	11	7	-	96			96
Domestic and Family - Level 1	2013	6	5	11	4	11	8	11	2	18	21	5	4	102			106
	2014	-	11	6	2	5	6	4	7	5	5	5	-	56	-45.1%	▼	56
Domestic and Family - Level 2	2013	5	-	-	2	-	3	-	-	2	5	-	7	17			24
	2014	-	3	2	3	7	2	4	1	-	2	2	-	26	52.9%	▲	26
General Civil - Level 1	2013	-	-	-	-	-	-	-	-	-	-	1	-	1			1
	2014	-	1	1	-	-	-	1	-	-	1	2	-	6	500.0%	▲	6
General Civil - Level 2	2013	5	6	7	15	7	7	1	8	6	5	2	4	69			73
	2014	6	2	7	4	5	9	6	5	10	3	4	-	61	-11.6%	▼	61
General Civil - Level 3	2013	3	1	4	1	2	1	5	1	-	1	1	-	20			20
	2014	-	1	3	1	2	1	2	1	2	-	-	-	13	-35.0%	▼	13
Miscellaneous	2013	161	125	117	99	76	77	57	62	75	83	64	74	996			1,070
	2014	97	86	94	93	69	48	51	72	66	58	45	-	779	-21.8%	▼	779
Misdemeanor	2013	19	20	21	11	22	11	11	16	26	23	17	7	197			204
	2014	14	3	18	18	15	13	25	21	14	24	16	-	181	-8.1%	▼	181
Non-Capital Felonies and Related Matters	2013	81	46	103	25	79	100	31	101	25	135	85	61	811			872
	2014	82	37	41	107	124	47	69	31	89	77	52	-	756	-6.8%	▼	756
Other	2013	47	68	53	40	71	28	27	26	23	57	20	30	460			490
	2014	28	72	57	53	25	36	51	18	53	10	1	-	404	-12.2%	▼	404
Other Criminally Related Matters	2013	2	3	1	4	1	3	15	10	4	2	-	1	45			46
	2014	8	2	10	7	4	4	4	-	4	2	4	-	49	8.9%	▲	49
Probates/Wills and Trusts - Level 1	2013	1	-	-	-	-	1	-	-	-	-	-	-	2			2
	2014	-	-	-	-	-	-	-	1	-	-	-	-	1	-50.0%	▼	1
Probates/Wills and Trusts - Level 2	2013	-	-	1	3	-	-	-	-	1	1	-	-	6			6
	2014	-	-	2	1	1	-	-	-	-	-	-	-	4	-33.3%	▼	4
Protective Orders	2013	-	-	-	-	-	-	-	-	-	-	1	-	1			1
	2014	-	-	-	-	-	4	3	1	1	-	1	-	10	900.0%	▲	10
Uncontested Divorce	2013	12	13	15	17	20	18	25	22	24	19	10	13	195			208
	2014	15	9	21	26	23	21	13	24	15	21	19	-	207	6.2%	▲	207

Type of Court: Circuit

Locale/Circuit: Winchester 26

Start/End Date: Jan-13 / Nov-14

Type of Case: Filings

AVG. Month: 212

2013 AVG Month: 215

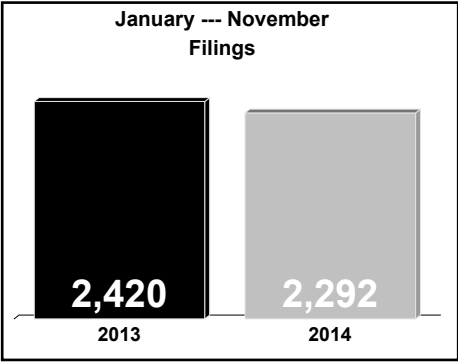
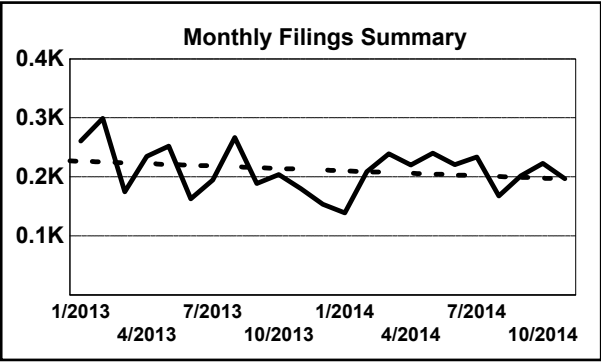
2014 AVG Month: 208

Jan-Nov 2013: 2,420

Jan-Nov 2014: 2,292

Filings Trending: Downward ▼

D
a
s
h
b
o
a
r
d

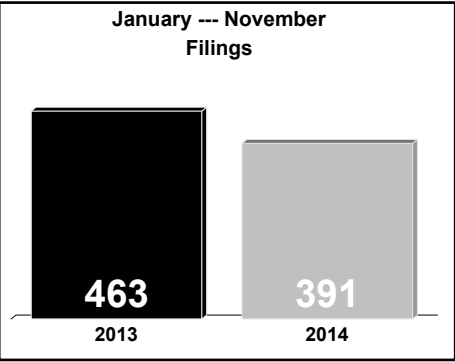
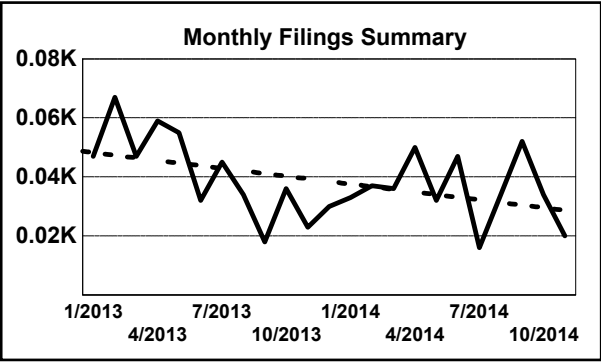


	Jan	Feb	Mar	Apr	May	Jun	Jul	Aug	Sep	Oct	Nov	Dec	Thru Nov	% Change	Trending	Total
2013	261	299	175	235	252	163	195	267	189	204	180	154	2,420			2,574
2014	139	209	239	220	240	221	234	168	202	223	197	-	2,292	-5.3%	▼	2,292

		Jan	Feb	Mar	Apr	May	Jun	Jul	Aug	Sep	Oct	Nov	Dec	Thru Nov	% Change	Trending	Total
Administrative Law	2013	-	-	-	-	-	1	-	-	-	-	-	-	1			1
Contested Divorce	2013	2	6	1	3	3	4	3	3	4	4	5	6	38			44
	2014	3	3	6	7	4	7	3	3	5	3	3	-	47	23.7%	▲	47
Domestic and Family - Level 1	2013	1	2	1	4	-	3	2	3	-	6	1	4	23			27
	2014	1	2	4	4	1	1	-	2	1	7	-	-	23	0.0%	↔	23
Domestic and Family - Level 2	2013	-	1	-	-	4	2	-	1	1	1	1	4	11			15
	2014	-	2	2	1	-	2	1	1	6	-	2	-	17	54.5%	▲	17
General Civil - Level 1	2013	4	-	-	-	1	1	-	3	1	-	-	-	10			10
	2014	-	-	-	1	1	1	-	1	-	-	-	-	4	-60.0%	▼	4
General Civil - Level 2	2013	7	6	2	13	5	4	3	8	6	1	3	2	58			60
	2014	2	8	3	3	7	2	2	3	7	4	5	-	46	-20.7%	▼	46
General Civil - Level 3	2013	4	1	3	2	3	3	1	1	6	-	1	-	25			25
	2014	-	-	1	2	1	1	4	1	-	1	-	-	11	-56.0%	▼	11
Miscellaneous	2013	66	63	33	27	38	23	26	31	35	29	32	17	403			420
	2014	31	39	33	42	24	31	32	29	22	26	20	-	329	-18.4%	▼	329
Misdemeanor	2013	55	67	36	51	50	40	61	65	39	39	57	35	560			595
	2014	20	53	72	45	69	39	52	34	60	41	51	-	536	-4.3%	▼	536
Non-Capital Felonies and Related Matters	2013	119	136	85	125	132	76	82	132	79	111	62	74	1,139			1,213
	2014	65	80	101	94	120	118	119	78	83	121	98	-	1,077	-5.4%	▼	1,077
Other	2013	1	4	3	4	-	2	1	2	7	3	4	6	31			37
	2014	4	3	2	5	4	4	4	2	7	5	2	-	42	35.5%	▲	42
Other Criminally Related Matters	2013	-	9	4	-	5	2	7	3	1	3	7	-	41			41
	2014	3	5	5	2	-	2	6	2	-	7	2	-	34	-17.1%	▼	34
Probates/Wills and Trusts - Level 1	2013	-	-	-	-	1	-	-	-	-	-	-	-	1			1
	2014	-	1	-	-	-	-	1	-	2	-	-	-	4	300.0%	▲	4
Probates/Wills and Trusts - Level 2	2013	-	-	-	1	-	-	-	1	1	-	-	1	3			4
	2014	1	1	1	-	-	1	-	1	1	-	2	-	8	166.7%	▲	8
Protective Orders	2014	-	-	-	-	-	-	-	-	-	1	-	-	1			1
Uncontested Divorce	2013	2	4	7	5	10	2	9	14	9	7	7	5	76			81
	2014	9	12	9	14	9	12	10	11	8	7	12	-	113	48.7%	▲	113

Type of Court: Circuit
Locale/Circuit: Bland 27
Start/End Date: Jan-13 / Nov-14
Type of Case: Filings
AVG. Month: 38
2013 AVG Month: 41
2014 AVG Month: 36
Jan-Nov 2013: 463
Jan-Nov 2014: 391
Filings Trending: Downward ▼

D
a
s
h
b
o
a
r
d



	Jan	Feb	Mar	Apr	May	Jun	Jul	Aug	Sep	Oct	Nov	Dec	Thru Nov	% Change	Trending	Total
2013	47	67	47	59	55	32	45	34	18	36	23	30	463			493
2014	33	37	36	50	32	47	16	34	52	34	20	-	391	-15.6%	▼	391

		Jan	Feb	Mar	Apr	May	Jun	Jul	Aug	Sep	Oct	Nov	Dec	Thru Nov	% Change	Trending	Total
Contested Divorce	2013	-	2	-	1	1	-	3	3	-	-	1	-	11			11
	2014	4	-	2	-	1	1	1	1	1	2	-	-	13	18.2%	▲	13
Domestic and Family - Level 1	2013	1	3	-	-	1	-	-	1	-	-	-	-	6			6
	2014	-	-	-	-	-	1	-	-	2	-	-	-	3	-50.0%	▼	3
Domestic and Family - Level 2	2013	2	-	1	-	-	-	3	-	1	-	-	-	7			7
	2014	1	-	-	-	-	-	-	-	-	-	-	-	1	-85.7%	▼	1
General Civil - Level 2	2013	1	3	1	-	1	1	1	-	1	-	-	1	9			10
	2014	-	-	-	1	-	1	-	-	2	1	-	-	5	-44.4%	▼	5
General Civil - Level 3	2013	-	-	-	1	-	-	1	-	-	-	-	2	2			4
	2014	-	-	-	-	-	1	-	-	-	-	-	-	1	-50.0%	▼	1
Miscellaneous	2013	33	45	33	35	27	5	19	13	12	19	11	18	252			270
	2014	23	22	26	40	16	15	12	14	17	27	11	-	223	-11.5%	▼	223
Misdemeanor	2013	2	2	1	-	2	-	2	1	-	1	-	2	11			13
	2014	-	1	2	1	1	1	-	2	1	-	2	-	11	0.0%	↔	11
Non-Capital Felonies and Related Matters	2013	4	9	9	20	19	23	13	14	4	12	8	6	135			141
	2014	2	11	3	5	9	20	1	9	25	4	4	-	93	-31.1%	▼	93
Other	2013	1	-	-	1	-	-	1	-	-	1	-	-	4			4
	2014	-	-	-	-	1	1	1	-	-	-	-	-	3	-25.0%	▼	3
Other Criminally Related Matters	2013	-	1	-	-	-	1	1	1	-	-	-	-	4			4
	2014	-	2	-	2	2	-	1	6	1	-	-	-	14	250.0%	▲	14
Probates/Wills and Trusts - Level 2	2013	1	1	-	-	-	-	-	-	-	1	1	-	4			4
	2014	-	1	-	-	1	-	-	-	-	-	1	-	3	-25.0%	▼	3
Uncontested Divorce	2013	2	1	2	1	4	2	1	1	-	2	2	1	18			19
	2014	3	-	3	1	1	6	-	2	3	-	2	-	21	16.7%	▲	21

Type of Court: Circuit

Locale/Circuit: Carroll 27

Start/End Date: Jan-13 / Nov-14

Type of Case: Filings

AVG. Month: 229

2013 AVG Month: 233

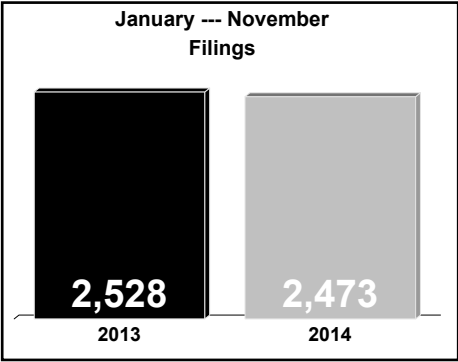
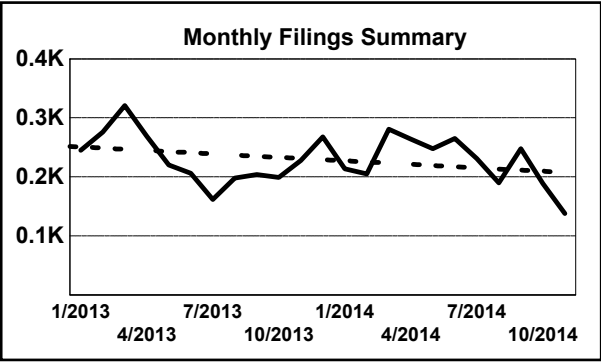
2014 AVG Month: 225

Jan-Nov 2013: 2,528

Jan-Nov 2014: 2,473

Filings Trending: Steady ↔

D
a
s
h
b
o
a
r
d



	Jan	Feb	Mar	Apr	May	Jun	Jul	Aug	Sep	Oct	Nov	Dec	Thru Nov	% Change	Trending	Total
2013	245	276	321	269	220	206	162	198	204	199	228	268	2,528			2,796
2014	214	205	281	264	248	265	231	190	248	189	138	-	2,473	-2.2%	▼	2,473

		Jan	Feb	Mar	Apr	May	Jun	Jul	Aug	Sep	Oct	Nov	Dec	Thru Nov	% Change	Trending	Total
Administrative Law	2014	-	-	-	-	-	-	-	1	-	-	-	-	1			1
Contested Divorce	2013	3	5	6	10	4	6	1	5	1	5	-	4	46			50
	2014	2	5	6	3	7	2	4	-	3	5	1	-	38	-17.4%	▼	38
Domestic and Family - Level 1	2013	1	2	3	12	1	5	-	4	4	4	2	3	38			41
	2014	4	1	3	5	5	1	12	2	17	2	4	-	56	47.4%	▲	56
Domestic and Family - Level 2	2013	3	2	4	1	1	1	3	3	4	1	6	3	29			32
	2014	2	1	5	2	4	7	-	1	-	1	2	-	25	-13.8%	▼	25
General Civil - Level 1	2013	-	2	-	2	1	1	-	-	-	1	-	-	7			7
	2014	2	2	1	1	-	-	-	1	1	1	-	-	9	28.6%	▲	9
General Civil - Level 2	2013	6	3	5	3	1	5	7	5	8	4	6	3	53			56
	2014	2	5	6	4	5	3	8	6	2	2	2	-	45	-15.1%	▼	45
General Civil - Level 3	2013	3	3	2	2	-	16	7	3	4	1	4	1	45			46
	2014	3	4	10	3	3	5	4	4	2	-	3	-	41	-8.9%	▼	41
Miscellaneous	2013	132	140	127	105	91	61	61	61	79	72	77	76	1,006			1,082
	2014	70	91	92	67	74	51	75	66	42	61	41	-	730	-27.4%	▼	730
Misdemeanor	2013	6	14	34	32	10	4	20	9	6	9	9	5	153			158
	2014	10	4	9	15	14	11	14	6	21	3	9	-	116	-24.2%	▼	116
Non-Capital Felonies and Related Matters	2013	45	56	90	48	63	64	22	56	59	56	81	130	640			770
	2014	80	44	88	90	80	129	55	66	104	72	40	-	848	32.5%	▲	848
Other	2013	25	26	30	21	29	27	23	31	25	24	23	25	284			309
	2014	24	30	29	26	22	25	19	16	22	23	17	-	253	-10.9%	▼	253
Other Criminally Related Matters	2013	12	8	8	22	6	2	11	10	3	15	9	4	106			110
	2014	11	7	9	34	14	18	25	6	22	3	10	-	159	50.0%	▲	159
Probates/Wills and Trusts	2014	-	-	-	-	-	-	-	1	-	-	-	-	1			1
Probates/Wills and Trusts - Level 2	2013	3	5	1	3	4	3	2	2	3	1	4	5	31			36
	2014	-	3	10	3	7	3	5	4	2	7	4	-	48	54.8%	▲	48
Uncontested Divorce	2013	6	10	11	8	9	11	5	9	8	6	7	9	90			99
	2014	4	8	13	11	13	10	10	10	10	9	5	-	103	14.4%	▲	103

Type of Court: Circuit

Locale/Circuit: Floyd 27

Start/End Date: Jan-13 / Nov-14

Type of Case: Filings

AVG. Month: 85

2013 AVG Month: 92

2014 AVG Month: 78

Jan-Nov 2013: 1,045

Jan-Nov 2014: 854

Filings Trending: Downward ▼

D

a

s

h

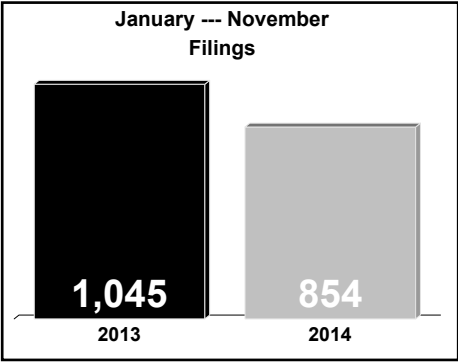
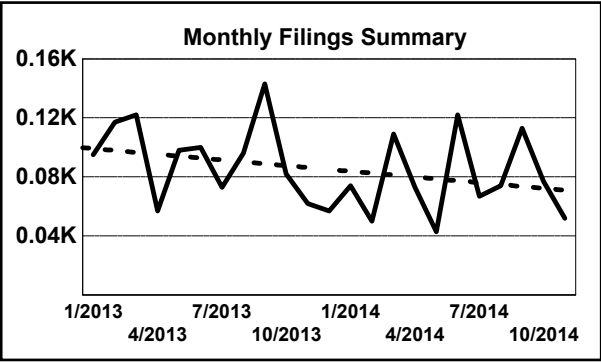
b

o

a

r

d



	Jan	Feb	Mar	Apr	May	Jun	Jul	Aug	Sep	Oct	Nov	Dec	Thru Nov	% Change	Trending	Total
2013	95	117	122	57	98	100	73	96	143	82	62	57	1,045			1,102
2014	74	50	109	73	43	122	67	74	113	77	52	-	854	-18.3%	▼	854

		Jan	Feb	Mar	Apr	May	Jun	Jul	Aug	Sep	Oct	Nov	Dec	Thru Nov	% Change	Trending	Total
Administrative Law	2013	-	-	-	-	1	-	1	-	-	-	-	-	2			2
Contested Divorce	2013	4	2	3	2	3	3	1	3	4	4	7	1	36			37
	2014	-	1	4	5	-	1	3	-	3	-	-	-	17	-52.8%	▼	17
Domestic and Family - Level 1	2013	2	-	-	-	-	-	-	-	-	-	-	1	2			3
	2014	-	-	-	-	-	-	-	-	-	-	1	-	1	-50.0%	▼	1
Domestic and Family - Level 2	2013	3	-	-	2	2	1	-	-	1	3	-	-	12			12
	2014	2	1	-	-	1	-	1	-	-	-	-	-	5	-58.3%	▼	5
General Civil - Level 1	2013	-	-	-	-	-	1	-	-	-	-	-	-	1			1
	2014	1	-	1	-	-	-	-	-	-	1	-	-	3	200.0%	▲	3
General Civil - Level 2	2013	1	2	4	1	2	2	2	2	1	3	1	-	21			21
	2014	2	4	-	-	-	1	2	2	-	3	-	-	14	-33.3%	▼	14
General Civil - Level 3	2013	1	2	-	2	4	-	6	5	2	1	-	-	23			23
	2014	1	-	1	1	-	1	7	4	-	1	-	-	16	-30.4%	▼	16
Miscellaneous	2013	58	72	61	35	35	35	27	37	31	39	30	22	460			482
	2014	38	29	51	39	18	32	26	41	24	47	28	-	373	-18.9%	▼	373
Misdemeanor	2013	5	3	10	2	9	5	5	5	9	7	4	11	64			75
	2014	8	5	18	10	8	15	1	5	12	8	-	-	90	40.6%	▲	90
Non-Capital Felonies and Related Matters	2013	18	30	42	10	33	50	26	33	90	21	11	19	364			383
	2014	16	3	32	10	12	68	11	8	71	8	4	-	243	-33.2%	▼	243
Other	2013	1	-	-	-	-	-	-	-	-	-	-	1	1			2
	2014	-	1	1	-	2	2	11	5	-	2	10	-	34	3,300.0%	▲	34
Other Criminally Related Matters	2013	-	-	-	-	3	-	3	5	-	-	-	-	11			11
	2014	1	2	-	2	1	-	2	2	1	1	5	-	17	54.5%	▲	17
Probates/Wills and Trusts	2014	-	-	-	-	-	-	-	1	-	-	-	-	1			1
Probates/Wills and Trusts - Level 2	2013	-	-	-	-	1	-	1	-	-	1	-	-	3			3
	2014	-	1	-	1	-	-	1	-	1	-	-	-	4	33.3%	▲	4
Uncontested Divorce	2013	2	6	2	3	5	3	1	6	5	3	9	2	45			47
	2014	5	3	1	5	1	2	2	6	1	6	4	-	36	-20.0%	▼	36

Type of Court: Circuit

Locale/Circuit: Giles 27

Start/End Date: Jan-13 / Nov-14

Type of Case: Filings

AVG. Month: 135

2013 AVG Month: 149

2014 AVG Month: 120

Jan-Nov 2013: 1,668

Jan-Nov 2014: 1,323

Filings Trending: Downward ▼

D

a

s

h

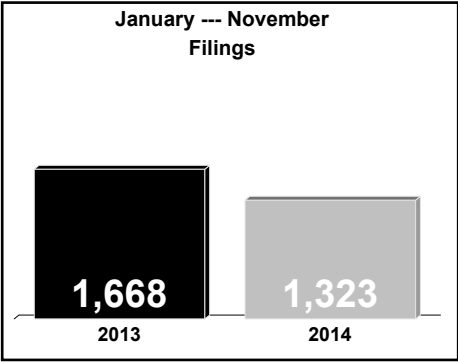
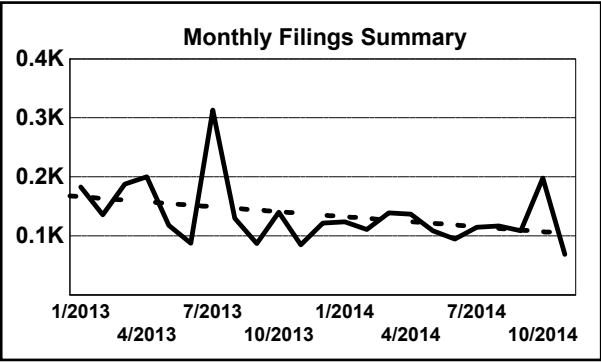
b

o

a

r

d



	Jan	Feb	Mar	Apr	May	Jun	Jul	Aug	Sep	Oct	Nov	Dec	Thru Nov	% Change	Trending	Total
2013	183	136	188	200	118	88	313	130	87	140	85	122	1,668			1,790
2014	124	111	139	137	109	95	115	117	109	198	69	-	1,323	-20.7%	▼	1,323

		Jan	Feb	Mar	Apr	May	Jun	Jul	Aug	Sep	Oct	Nov	Dec	Thru Nov	% Change	Trending	Total
Contested Divorce	2013	3	1	1	2	4	2	-	2	2	1	3	2	21			23
	2014	-	1	2	2	2	3	3	1	1	2	2	-	19	-9.5%	▼	19
Domestic and Family - Level 1	2013	10	-	10	-	-	10	5	2	6	1	2	2	46			48
	2014	9	1	6	-	3	8	-	3	11	-	1	-	42	-8.7%	▼	42
Domestic and Family - Level 2	2013	1	-	6	-	-	3	1	1	1	-	-	-	13			13
	2014	-	-	3	-	1	1	3	-	-	-	1	-	9	-30.8%	▼	9
General Civil - Level 1	2013	-	-	-	-	2	-	1	-	-	-	-	-	3			3
	2014	-	-	1	-	-	-	-	-	-	-	1	-	2	-33.3%	▼	2
General Civil - Level 2	2013	3	1	5	3	10	1	1	2	3	3	1	2	33			35
	2014	1	4	-	2	4	4	1	4	-	1	2	-	23	-30.3%	▼	23
General Civil - Level 3	2013	2	1	4	-	10	3	3	-	1	5	1	-	30			30
	2014	9	3	2	1	2	-	2	7	1	1	-	-	28	-6.7%	▼	28
Miscellaneous	2013	106	80	69	140	47	7	74	43	34	38	34	41	672			713
	2014	28	47	50	47	35	24	31	20	33	28	19	-	362	-46.1%	▼	362
Misdemeanor	2013	2	9	2	7	2	14	23	10	4	11	8	4	92			96
	2014	9	2	6	11	4	4	15	4	4	11	4	-	74	-19.6%	▼	74
Non-Capital Felonies and Related Matters	2013	49	38	81	43	30	45	197	44	29	71	23	60	650			710
	2014	58	46	54	67	44	46	50	71	47	148	31	-	662	1.8%	▲	662
Other	2014	-	1	-	-	1	-	-	-	-	-	-	-	2			2
Other Criminally Related Matters	2013	1	3	-	2	9	1	5	19	3	7	5	8	55			63
	2014	5	2	5	2	7	-	7	6	7	3	2	-	46	-16.4%	▼	46
Probates/Wills and Trusts - Level 2	2013	1	1	1	2	2	1	2	3	1	-	1	-	15			15
	2014	1	3	2	2	1	4	1	1	-	2	-	-	17	13.3%	▲	17
Protective Orders	2013	2	-	-	-	-	-	-	-	-	2	-	-	4			4
	2014	-	-	-	-	-	-	-	-	-	-	1	-	1	-75.0%	▼	1
Uncontested Divorce	2013	3	2	9	1	2	1	1	4	3	1	7	3	34			37
	2014	4	1	8	3	5	1	2	-	5	2	5	-	36	5.9%	▲	36

Type of Court: Circuit

Locale/Circuit: Grayson 27

Start/End Date: Jan-13 / Nov-14

Type of Case: Filings

AVG. Month: 107

2013 AVG Month: 115

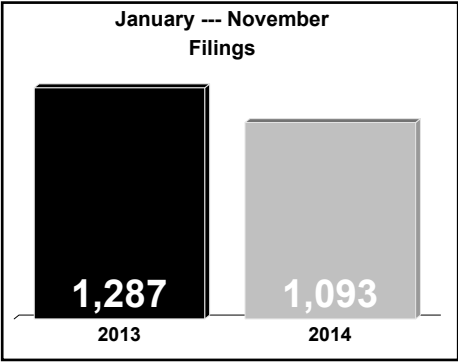
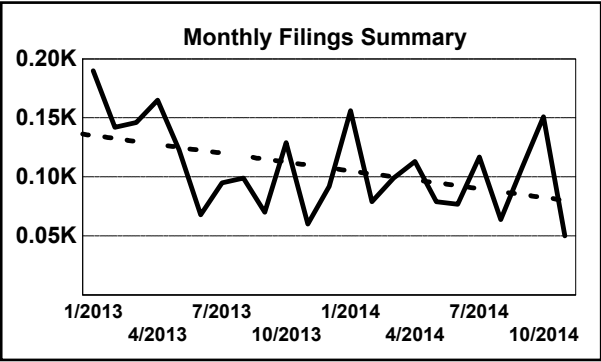
2014 AVG Month: 99

Jan-Nov 2013: 1,287

Jan-Nov 2014: 1,093

Filings Trending: Downward ▼

D
a
s
h
b
o
a
r
d



	Jan	Feb	Mar	Apr	May	Jun	Jul	Aug	Sep	Oct	Nov	Dec	Thru Nov	% Change	Trending	Total
2013	190	142	146	165	123	68	95	99	70	129	60	92	1,287			1,379
2014	156	79	99	113	79	77	117	64	108	151	50	-	1,093	-15.1%	▼	1,093

		Jan	Feb	Mar	Apr	May	Jun	Jul	Aug	Sep	Oct	Nov	Dec	Thru Nov	% Change	Trending	Total
Contested Divorce	2013	3	4	2	-	3	1	2	1	2	4	2	-	24			24
	2014	-	2	4	1	3	-	1	3	2	2	3	-	21	-12.5%	▼	21
Domestic and Family - Level 1	2013	4	-	4	8	6	-	-	1	3	3	-	-	29			29
	2014	2	2	-	-	-	-	-	3	1	1	-	-	9	-69.0%	▼	9
Domestic and Family - Level 2	2013	1	2	-	1	1	1	1	1	-	-	-	2	8			10
	2014	-	-	-	-	-	-	-	1	-	-	-	-	1	-87.5%	▼	1
General Civil - Level 1	2013	-	-	2	-	1	-	-	1	1	-	-	1	5			6
	2014	-	-	-	-	-	-	-	-	-	1	-	-	1	-80.0%	▼	1
General Civil - Level 2	2013	2	1	3	4	2	-	2	-	1	3	3	1	21			22
	2014	2	1	-	1	1	1	2	1	4	4	-	-	17	-19.0%	▼	17
General Civil - Level 3	2013	1	1	1	2	1	2	1	3	1	2	3	-	18			18
	2014	-	1	1	-	1	1	-	-	1	1	-	-	6	-66.7%	▼	6
Miscellaneous	2013	94	94	79	64	60	34	30	35	36	40	30	42	596			638
	2014	38	43	63	51	31	17	36	21	46	51	31	-	428	-28.2%	▼	428
Misdemeanor	2013	15	6	16	8	11	8	6	10	9	7	8	5	104			109
	2014	12	6	5	5	10	7	16	4	8	12	3	-	88	-15.4%	▼	88
Non-Capital Felonies and Related Matters	2013	65	24	30	71	22	16	46	39	13	60	10	37	396			433
	2014	96	16	17	47	22	43	51	24	26	73	8	-	423	6.8%	▲	423
Other	2013	-	1	2	1	2	2	1	1	-	1	-	1	11			12
	2014	-	2	-	1	1	2	2	1	3	2	-	-	14	27.3%	▲	14
Other Criminally Related Matters	2013	-	1	1	3	2	2	2	2	1	1	2	2	17			19
	2014	3	-	-	3	2	-	-	1	9	1	-	-	19	11.8%	▲	19
Probates/Wills and Trusts	2013	-	-	-	-	-	-	-	-	-	-	-	1	0			1
Probates/Wills and Trusts - Level 2	2013	-	2	2	-	4	-	1	-	1	2	1	-	13	0.0%	↔	13
	2014	-	1	1	-	2	-	2	-	1	-	-	-	7	-46.2%	▼	7
Protective Orders	2013	1	-	-	-	1	-	-	2	-	1	-	-	5			5
	2014	-	-	-	1	-	1	-	-	-	-	1	-	3	-40.0%	▼	3
Uncontested Divorce	2013	4	6	4	3	7	2	3	3	2	5	1	-	40			40
	2014	3	5	8	3	6	5	7	5	7	3	4	-	56	40.0%	▲	56

Type of Court: Circuit

Locale/Circuit: Montgomery 27

Start/End Date: Jan-13 / Nov-14

Type of Case: Filings

AVG. Month: 387

2013 AVG Month: 413

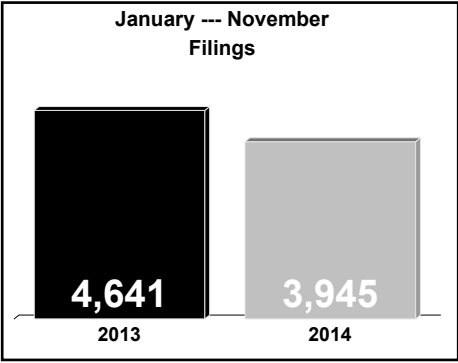
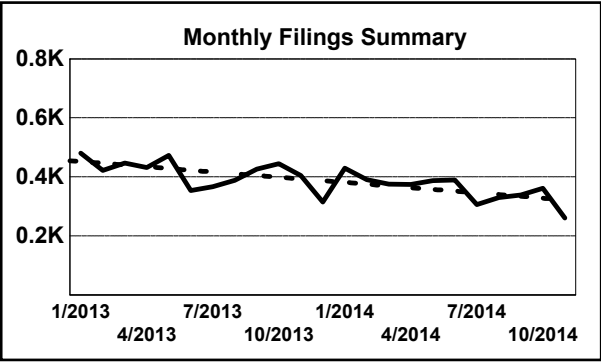
2014 AVG Month: 359

Jan-Nov 2013: 4,641

Jan-Nov 2014: 3,945

Filings Trending: Downward ▼

D
a
s
h
b
o
a
r
d



	Jan	Feb	Mar	Apr	May	Jun	Jul	Aug	Sep	Oct	Nov	Dec	Thru Nov	% Change	Trending	Total
2013	481	422	447	432	473	354	367	389	426	445	405	315	4,641			4,956
2014	430	391	376	374	387	390	306	330	339	361	261	-	3,945	-15.0%	▼	3,945

		Jan	Feb	Mar	Apr	May	Jun	Jul	Aug	Sep	Oct	Nov	Dec	Thru Nov	% Change	Trending	Total
Administrative Law	2013	-	1	-	2	1	1	-	-	-	-	2	-	7			7
	2014	-	1	-	-	-	-	-	1	2	-	-	-	4	-42.9%	▼	4
Contested Divorce	2013	7	12	16	7	15	9	7	14	6	5	4	10	102			112
	2014	7	7	10	6	11	8	8	8	7	9	7	-	88	-13.7%	▼	88
Domestic and Family - Level 1	2013	4	6	6	1	3	5	4	13	5	9	2	5	58			63
	2014	1	4	3	8	2	2	3	6	3	3	-	-	35	-39.7%	▼	35
Domestic and Family - Level 2	2013	4	3	3	4	4	1	4	8	2	1	3	2	37			39
	2014	7	-	4	5	3	4	5	2	2	3	-	-	35	-5.4%	▼	35
General Civil - Level 1	2013	3	-	1	-	1	1	1	-	-	1	-	1	8			9
	2014	2	-	1	-	-	-	-	-	-	2	3	-	8	0.0%	↔	8
General Civil - Level 2	2013	11	8	6	7	10	6	6	10	11	9	8	9	92			101
	2014	18	8	15	10	6	10	7	13	8	10	1	-	106	15.2%	▲	106
General Civil - Level 3	2013	5	8	10	8	12	3	5	7	4	5	2	8	69			77
	2014	5	5	5	1	15	2	4	5	1	2	2	-	47	-31.9%	▼	47
Miscellaneous	2013	286	219	243	246	189	155	140	147	130	168	131	133	2,054			2,187
	2014	177	146	198	141	116	139	116	87	153	174	133	-	1,580	-23.1%	▼	1,580
Misdemeanor	2013	32	40	32	26	31	27	38	29	45	31	37	22	368			390
	2014	40	41	29	28	43	92	26	26	25	20	13	-	383	4.1%	▲	383
Non-Capital Felonies and Related Matters	2013	106	98	94	102	162	120	123	131	203	181	194	105	1,514			1,619
	2014	148	157	70	142	172	97	107	146	107	104	82	-	1,332	-12.0%	▼	1,332
Other	2013	2	1	2	1	-	-	1	-	1	4	6	1	18			19
	2014	-	2	2	1	-	10	2	4	6	4	3	-	34	88.9%	▲	34
Other Criminally Related Matters	2013	12	7	14	12	17	9	14	11	8	8	8	6	120			126
	2014	9	9	12	15	4	10	4	9	10	9	7	-	98	-18.3%	▼	98
Probates/Wills and Trusts - Level 1	2013	-	-	-	-	-	-	-	-	-	1	-	-	1			1
	2014	1	-	-	-	1	-	1	-	-	-	2	-	5	400.0%	▲	5
Probates/Wills and Trusts - Level 2	2013	-	2	3	2	8	4	7	2	4	1	1	2	34			36
	2014	1	3	2	1	1	2	3	6	4	3	3	-	29	-14.7%	▼	29
Uncontested Divorce	2013	9	17	17	14	20	13	17	17	7	21	7	11	159			170
	2014	14	8	25	16	13	14	20	17	11	18	5	-	161	1.3%	▲	161

Type of Court: Circuit

Locale/Circuit: Pulaski 27

Start/End Date: Jan-13 / Nov-14

Type of Case: Filings

AVG. Month: 274

2013 AVG Month: 290

2014 AVG Month: 256

Jan-Nov 2013: 3,238

Jan-Nov 2014: 2,816

Filings Trending: Downward ▼

D

a

s

h

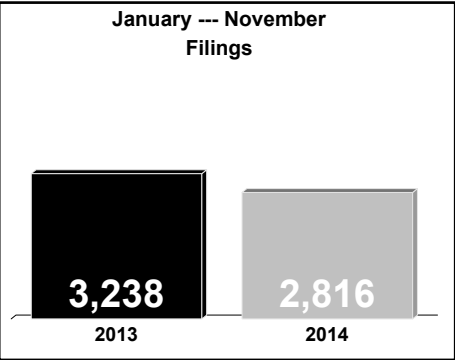
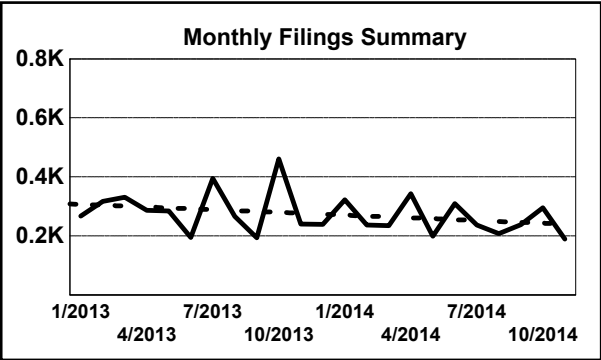
b

o

a

r

d

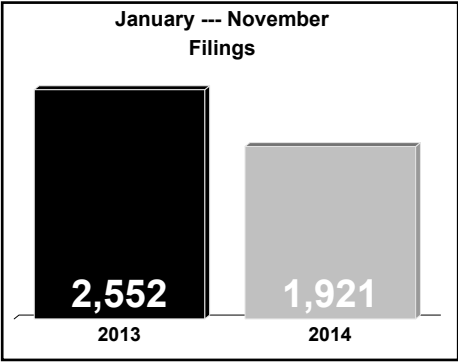
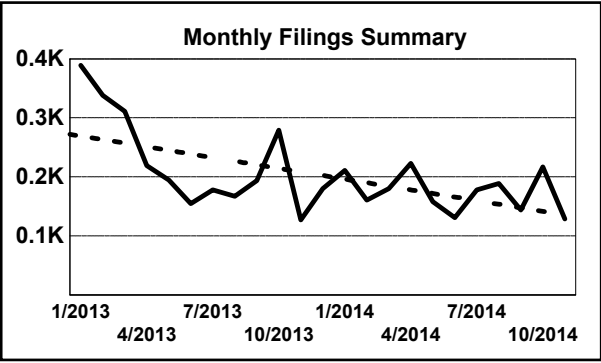


	Jan	Feb	Mar	Apr	May	Jun	Jul	Aug	Sep	Oct	Nov	Dec	Thru Nov	% Change	Trending	Total
2013	267	317	331	287	285	195	395	266	194	461	240	239	3,238			3,477
2014	323	237	235	343	199	310	237	208	238	296	190	-	2,816	-13.0%	▼	2,816

		Jan	Feb	Mar	Apr	May	Jun	Jul	Aug	Sep	Oct	Nov	Dec	Thru Nov	% Change	Trending	Total
Administrative Law	2013	-	-	1	-	1	-	-	-	-	-	2	-	4			4
	2014	-	-	1	-	-	-	-	-	3	-	-	-	4	0.0%	↔	4
Capital Murder	2014	-	-	-	1	-	-	-	-	-	-	-	-	1			1
Contested Divorce	2013	2	5	9	4	7	1	6	1	3	3	7	4	48			52
	2014	3	3	7	3	4	7	6	2	10	6	7	-	58	20.8%	▲	58
Domestic and Family - Level 1	2013	10	21	6	22	2	15	9	9	4	4	10	10	112			122
	2014	8	3	2	4	4	8	4	9	9	8	8	-	67	-40.2%	▼	67
Domestic and Family - Level 2	2013	2	1	3	2	3	1	1	2	1	3	3	4	22			26
	2014	2	-	-	2	3	-	2	2	1	3	-	-	15	-31.8%	▼	15
General Civil - Level 1	2013	1	-	-	2	-	-	-	3	-	1	1	1	8			9
	2014	-	2	-	-	1	-	-	-	-	-	2	-	5	-37.5%	▼	5
General Civil - Level 2	2013	3	5	8	8	3	2	2	2	2	7	3	1	45			46
	2014	1	7	2	4	3	11	3	5	2	1	2	-	41	-8.9%	▼	41
General Civil - Level 3	2013	5	3	2	4	8	4	3	2	1	11	-	1	43			44
	2014	3	1	-	2	2	1	1	1	-	3	1	-	15	-65.1%	▼	15
Miscellaneous	2013	116	137	105	97	103	69	63	87	65	78	67	61	987			1,048
	2014	106	86	100	69	71	68	69	62	65	75	59	-	830	-15.9%	▼	830
Misdemeanor	2013	27	31	27	25	23	18	21	29	30	46	28	29	305			334
	2014	33	21	16	35	16	40	20	27	25	31	17	-	281	-7.9%	▼	281
Non-Capital Felonies and Related Matters	2013	59	91	126	78	89	39	246	93	55	252	85	105	1,213			1,318
	2014	130	63	61	180	57	123	88	52	84	122	65	-	1,025	-15.5%	▼	1,025
Other	2013	25	7	12	17	26	31	21	18	14	29	14	15	214			229
	2014	14	27	22	21	24	31	22	27	20	24	17	-	249	16.4%	▲	249
Other Criminally Related Matters	2013	5	7	12	10	6	10	12	8	10	15	8	4	103			107
	2014	15	12	7	5	3	12	9	10	8	11	4	-	96	-6.8%	▼	96
Probates/Wills and Trusts - Level 1	2013	-	-	2	-	-	-	-	-	-	-	-	-	2			2
	2014	-	-	-	-	-	-	-	-	-	2	-	-	2	0.0%	↔	2
Probates/Wills and Trusts - Level 2	2013	1	1	1	5	2	1	-	-	2	1	1	-	15			15
	2014	-	-	1	5	2	2	-	1	2	1	2	-	16	6.7%	▲	16
Protective Orders	2013	1	-	-	1	2	-	1	2	1	1	1	-	10			10
	2014	-	-	-	1	1	-	1	2	1	1	-	-	7	-30.0%	▼	7
Uncontested Divorce	2013	10	8	17	12	10	4	10	10	6	10	10	4	107			111
	2014	8	12	16	11	8	7	12	8	8	8	6	-	104	-2.8%	▼	104

Type of Court: Circuit
Locale/Circuit: Wythe 27
Start/End Date: Jan-13 / Nov-14
Type of Case: Filings
AVG. Month: 202
2013 AVG Month: 228
2014 AVG Month: 175
Jan-Nov 2013: 2,552
Jan-Nov 2014: 1,921
Filings Trending: Downward ▼

D
a
s
h
b
o
a
r
d



	Jan	Feb	Mar	Apr	May	Jun	Jul	Aug	Sep	Oct	Nov	Dec	Thru Nov	% Change	Trending	Total
2013	389	338	311	219	195	155	178	167	194	279	127	180	2,552			2,732
2014	211	161	180	223	158	131	178	189	144	217	129	-	1,921	-24.7%	▼	1,921

		Jan	Feb	Mar	Apr	May	Jun	Jul	Aug	Sep	Oct	Nov	Dec	Thru Nov	% Change	Trending	Total
Administrative Law	2013	-	-	-	1	-	-	-	-	-	-	-	-	1			1
Contested Divorce	2013	5	1	5	7	3	2	6	4	4	5	3	5	45			50
	2014	-	3	4	4	1	7	5	3	4	5	4	-	40	-11.1%	▼	40
Domestic and Family - Level 1	2013	7	1	7	1	2	8	-	6	11	1	3	7	47			54
	2014	9	3	3	5	10	4	-	11	7	12	-	-	64	36.2%	▲	64
Domestic and Family - Level 2	2013	-	2	1	1	4	3	3	2	2	-	1	-	19			19
	2014	-	-	2	1	2	1	3	-	1	2	-	-	12	-36.8%	▼	12
General Civil - Level 1	2014	-	-	-	1	1	-	2	-	-	-	-	-	4			4
General Civil - Level 2	2013	6	2	6	5	3	3	7	4	2	4	4	7	46			53
	2014	5	1	2	3	8	7	7	8	2	7	6	-	56	21.7%	▲	56
General Civil - Level 3	2013	-	-	1	-	-	3	5	4	2	5	4	1	24			25
	2014	2	3	3	5	7	1	2	1	2	1	1	-	28	16.7%	▲	28
Miscellaneous	2013	238	238	160	76	63	53	59	42	55	48	53	53	1,085			1,138
	2014	65	86	77	64	44	47	38	70	63	64	50	-	668	-38.4%	▼	668
Misdemeanor	2013	15	15	7	6	10	10	10	13	9	15	3	19	113			132
	2014	7	8	13	7	7	13	15	5	4	10	4	-	93	-17.7%	▼	93
Non-Capital Felonies and Related Matters	2013	97	58	98	99	91	62	72	67	85	177	49	67	955			1,022
	2014	102	38	57	111	55	33	84	65	35	89	43	-	712	-25.4%	▼	712
Other	2013	8	4	11	6	6	1	4	6	7	5	2	8	60			68
	2014	7	7	4	10	8	7	9	11	8	13	5	-	89	48.3%	▲	89
Other Criminally Related Matters	2013	6	5	6	8	1	2	7	6	6	8	3	6	58			64
	2014	3	-	8	4	7	5	8	4	8	4	5	-	56	-3.4%	▼	56
Probates/Wills and Trusts - Level 1	2013	-	-	-	-	-	-	-	-	-	1	-	1	1			2
	2014	-	1	-	-	-	-	-	-	-	-	-	-	1	0.0%	↔	1
Probates/Wills and Trusts - Level 2	2013	2	1	-	-	-	1	-	2	-	2	-	-	8			8
	2014	2	1	1	2	1	-	-	3	2	1	1	-	14	75.0%	▲	14
Uncontested Divorce	2013	5	11	9	9	12	7	5	11	11	8	2	6	90			96
	2014	9	10	6	6	7	6	5	8	8	9	10	-	84	-6.7%	▼	84

Type of Court: Circuit

Locale/Circuit: Radford 27

Start/End Date: Jan-13 / Nov-14

Type of Case: Filings

AVG. Month: 103

2013 AVG Month: 103

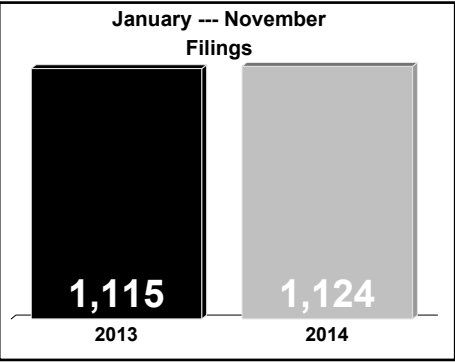
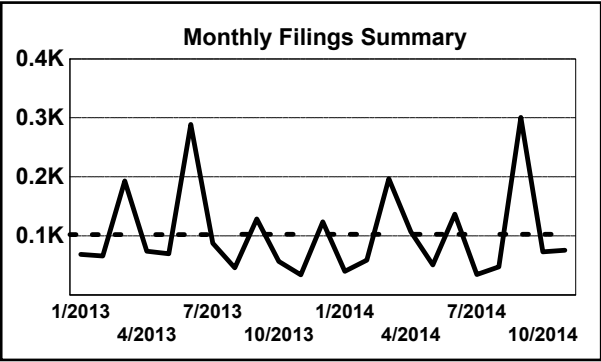
2014 AVG Month: 102

Jan-Nov 2013: 1,115

Jan-Nov 2014: 1,124

Filings Trending: Steady ↔

D
a
s
h
b
o
a
r
d

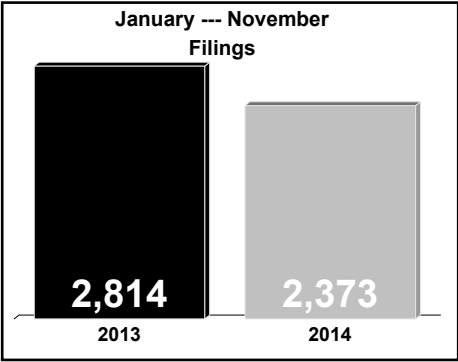
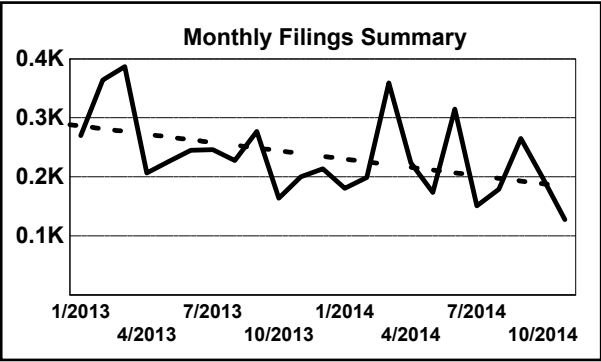


	Jan	Feb	Mar	Apr	May	Jun	Jul	Aug	Sep	Oct	Nov	Dec	Thru Nov	% Change	Trending	Total
2013	69	66	193	74	70	289	88	46	129	57	34	124	1,115			1,239
2014	40	59	197	107	51	137	35	48	301	73	76	-	1,124	0.8%	▲	1,124

		Jan	Feb	Mar	Apr	May	Jun	Jul	Aug	Sep	Oct	Nov	Dec	Thru Nov	% Change	Trending	Total
Administrative Law	2013	1	-	-	-	-	-	-	-	-	-	-	-	1			1
	2014	-	-	-	-	-	-	-	-	-	1	-	-	1	0.0%	↔	1
Contested Divorce	2013	-	-	-	1	-	2	-	-	2	1	2	-	8			8
	2014	-	2	-	2	1	-	1	-	2	-	-	-	8	0.0%	↔	8
Domestic and Family - Level 1	2013	3	-	1	-	-	-	2	1	1	1	1	4	10			14
	2014	-	-	5	3	1	2	-	1	-	-	-	-	12	20.0%	▲	12
Domestic and Family - Level 2	2013	2	1	1	-	-	-	-	-	1	1	-	1	6			7
	2014	-	-	-	-	1	-	-	1	-	-	1	-	3	-50.0%	▼	3
General Civil - Level 1	2014	-	-	-	1	-	1	-	-	-	-	-	-	2			2
	2013	1	-	1	3	-	2	2	1	-	2	-	1	12			13
General Civil - Level 2	2014	-	-	-	2	-	-	2	1	1	-	1	-	7	-41.7%	▼	7
	2013	1	-	2	2	-	2	1	1	2	1	1	1	13			14
General Civil - Level 3	2014	-	-	1	1	-	-	-	-	-	-	-	-	2	-84.6%	▼	2
	2013	45	38	20	34	31	26	15	17	12	22	14	20	274			294
Miscellaneous	2014	27	24	25	24	17	20	13	17	29	21	14	-	231	-15.7%	▼	231
	2013	-	2	28	6	6	25	22	5	14	6	6	23	120			143
Misdemeanor	2014	1	7	18	26	1	31	5	9	22	10	13	-	143	19.2%	▲	143
	2013	7	11	127	18	19	220	27	10	88	9	8	71	544			615
Non-Capital Felonies and Related Matters	2014	9	17	140	36	27	71	7	13	233	29	37	-	619	13.8%	▲	619
	2013	8	11	9	3	9	7	15	10	6	8	-	1	86			87
Other	2014	-	2	-	1	1	2	3	2	4	6	1	-	22	-74.4%	▼	22
	2013	-	-	-	6	3	2	3	-	1	1	2	-	18			18
Other Criminally Related Matters	2014	2	3	7	5	1	6	3	3	7	4	6	-	47	161.1%	▲	47
	2013	-	-	2	-	-	2	-	-	-	-	-	-	4			4
Probates/Wills and Trusts	2013	-	1	-	-	-	-	-	-	-	-	-	-	1			1
Protective Orders	2013	1	2	2	1	2	1	1	1	2	5	-	2	18			20
Uncontested Divorce	2014	1	4	1	6	1	4	1	1	3	2	3	-	27	50.0%	▲	27

Type of Court: Circuit
Locale/Circuit: Smyth 28
Start/End Date: Jan-13 / Nov-14
Type of Case: Filings
AVG. Month: 235
2013 AVG Month: 252
2014 AVG Month: 216
Jan-Nov 2013: 2,814
Jan-Nov 2014: 2,373
Filings Trending: Downward ▼

D
a
s
h
b
o
a
r
d



	Jan	Feb	Mar	Apr	May	Jun	Jul	Aug	Sep	Oct	Nov	Dec	Thru Nov	% Change	Trending	Total
2013	270	364	387	207	226	245	246	228	277	164	200	214	2,814			3,028
2014	181	199	359	224	174	315	151	179	265	198	128	-	2,373	-15.7%	▼	2,373

		Jan	Feb	Mar	Apr	May	Jun	Jul	Aug	Sep	Oct	Nov	Dec	Thru Nov	% Change	Trending	Total
Administrative Law	2013	-	-	-	-	-	-	-	-	-	1	3	-	4			4
	2014	1	-	-	2	2	-	-	-	-	-	-	-	5	25.0%	▲	5
Contested Divorce	2013	7	6	4	2	3	1	6	6	6	3	3	5	47			52
	2014	2	3	4	4	3	5	4	4	7	2	2	-	40	-14.9%	▼	40
Domestic and Family - Level 1	2013	5	-	2	3	4	2	1	10	1	-	-	-	28			28
	2014	1	2	-	5	-	3	-	4	3	-	-	-	18	-35.7%	▼	18
Domestic and Family - Level 2	2013	3	3	5	3	7	4	6	3	5	3	4	3	46			49
	2014	3	2	1	3	4	6	4	-	4	7	2	-	36	-21.7%	▼	36
General Civil - Level 1	2013	1	-	1	2	1	-	1	-	-	2	-	1	8			9
	2014	1	-	-	-	1	1	-	-	-	-	-	-	3	-62.5%	▼	3
General Civil - Level 2	2013	2	4	4	2	1	6	11	9	5	6	3	5	53			58
	2014	7	5	7	5	8	8	7	2	4	4	2	-	59	11.3%	▲	59
General Civil - Level 3	2013	4	-	2	1	3	4	9	5	5	1	5	2	39			41
	2014	6	2	7	5	6	3	5	2	2	1	1	-	40	2.6%	▲	40
Miscellaneous	2013	159	190	126	92	56	36	49	44	44	62	56	60	914			974
	2014	73	90	104	90	43	61	56	59	55	66	35	-	732	-19.9%	▼	732
Misdemeanor	2013	19	9	18	3	16	13	4	23	24	2	10	8	141			149
	2014	10	6	16	11	29	8	10	19	30	16	17	-	172	22.0%	▲	172
Non-Capital Felonies and Related Matters	2013	28	99	166	41	92	122	109	68	128	48	73	85	974			1,059
	2014	46	46	150	70	34	153	25	49	107	77	36	-	793	-18.6%	▼	793
Other	2013	33	38	40	41	20	47	35	41	41	30	28	37	394			431
	2014	15	28	50	16	32	52	25	24	42	18	19	-	321	-18.5%	▼	321
Other Criminally Related Matters	2013	1	3	7	2	6	-	1	9	5	-	3	2	37			39
	2014	3	3	-	-	3	1	-	2	2	2	3	-	19	-48.6%	▼	19
Probates/Wills and Trusts	2014	-	-	-	1	-	-	-	-	-	-	-	-	1			1
Probates/Wills and Trusts - Level 2	2013	1	2	2	1	4	2	2	1	2	2	4	2	23			25
	2014	3	4	5	3	3	2	1	2	1	1	-	-	25	8.7%	▲	25
Uncontested Divorce	2013	7	10	10	14	13	8	12	9	11	4	8	4	106			110
	2014	10	8	15	9	6	12	14	12	8	4	11	-	109	2.8%	▲	109

Type of Court: Circuit

Locale/Circuit: Washington 28

Start/End Date: Jan-13 / Nov-14

Type of Case: Filings

AVG. Month: 314

2013 AVG Month: 311

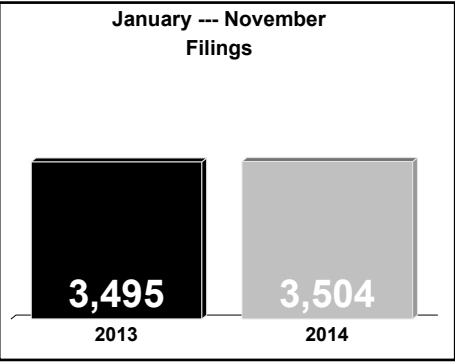
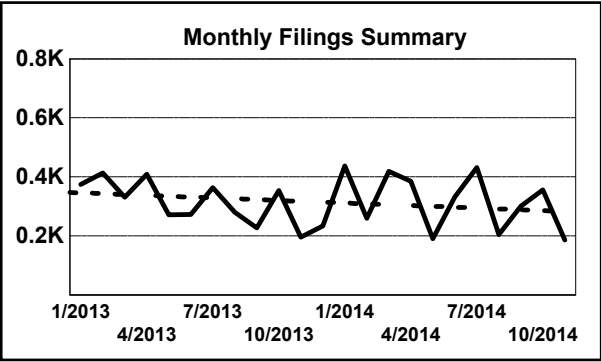
2014 AVG Month: 319

Jan-Nov 2013: 3,495

Jan-Nov 2014: 3,504

Filings Trending: Steady ↔

D
a
s
h
b
o
a
r
d



	Jan	Feb	Mar	Apr	May	Jun	Jul	Aug	Sep	Oct	Nov	Dec	Thru Nov	% Change	Trending	Total
2013	375	414	331	409	272	273	364	280	227	354	196	234	3,495			3,729
2014	437	260	419	385	191	332	432	205	301	356	186	-	3,504	0.3%	▲	3,504

		Jan	Feb	Mar	Apr	May	Jun	Jul	Aug	Sep	Oct	Nov	Dec	Thru Nov	% Change	Trending	Total
Administrative Law	2013	1	1	2	-	1	-	-	-	-	1	-	-	6			6
	2014	-	1	1	2	1	-	-	-	1	-	-	-	6	0.0%	↔	6
Contested Divorce	2013	4	14	4	4	6	8	8	6	3	5	3	1	65			66
	2014	6	7	3	8	4	5	10	7	10	9	5	-	74	13.8%	▲	74
Domestic and Family - Level 1	2013	3	-	5	9	5	-	-	2	2	6	2	-	34			34
	2014	2	1	14	5	2	12	12	4	2	8	3	-	65	91.2%	▲	65
Domestic and Family - Level 2	2013	2	2	4	2	5	1	1	2	3	3	5	-	30			30
	2014	2	1	-	3	2	1	1	3	3	3	-	-	19	-36.7%	▼	19
General Civil - Level 1	2013	1	2	1	2	1	2	-	-	1	1	-	2	11			13
	2014	-	1	2	1	1	2	1	1	-	-	-	-	9	-18.2%	▼	9
General Civil - Level 2	2013	13	8	4	9	7	4	18	8	6	11	4	5	92			97
	2014	2	3	4	3	11	8	4	6	6	7	3	-	57	-38.0%	▼	57
General Civil - Level 3	2013	2	4	7	8	5	2	4	1	4	2	3	3	42			45
	2014	2	5	5	4	3	4	7	7	6	5	5	-	53	26.2%	▲	53
Miscellaneous	2013	219	259	193	198	124	108	118	118	94	132	99	137	1,662			1,799
	2014	195	174	188	178	112	124	113	89	106	130	87	-	1,496	-10.0%	▼	1,496
Misdemeanor	2013	12	11	10	34	12	21	15	14	14	28	11	3	182			185
	2014	34	4	20	8	8	32	20	9	10	21	5	-	171	-6.0%	▼	171
Non-Capital Felonies and Related Matters	2013	99	86	76	110	89	82	175	109	67	135	50	70	1,078			1,148
	2014	152	42	151	136	32	123	243	60	136	141	61	-	1,277	18.5%	▲	1,277
Other	2013	-	-	-	-	-	-	-	-	-	1	1	-	2			2
	2014	-	-	-	-	-	1	2	1	-	-	1	-	5	150.0%	▲	5
Other Criminally Related Matters	2013	6	15	5	13	1	30	9	3	15	16	3	2	116			118
	2014	27	-	11	14	-	-	10	5	4	15	5	-	91	-21.6%	▼	91
Probates/Wills and Trusts - Level 1	2013	-	-	1	-	-	-	-	-	-	-	-	-	1			1
	2014	-	-	-	-	-	-	-	-	-	1	-	-	1	0.0%	↔	1
Probates/Wills and Trusts - Level 2	2013	-	1	-	-	1	1	-	2	2	2	-	1	9			10
	2014	-	-	-	4	-	-	2	2	1	1	1	-	11	22.2%	▲	11
Protective Orders	2013	-	-	-	-	1	-	-	-	-	-	-	1	1			2
	2014	-	-	1	-	1	-	-	-	-	-	-	-	2	100.0%	▲	2
Uncontested Divorce	2013	13	11	19	20	14	14	16	15	16	11	15	9	164			173
	2014	15	21	19	19	14	20	7	11	16	15	10	-	167	1.8%	▲	167

Type of Court: Circuit

Locale/Circuit: Bristol 28

Start/End Date: Jan-13 / Nov-14

Type of Case: Filings

AVG. Month: 169

2013 AVG Month: 166

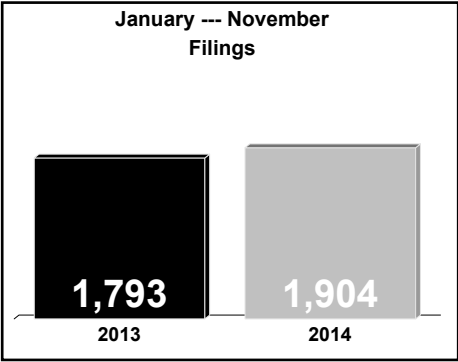
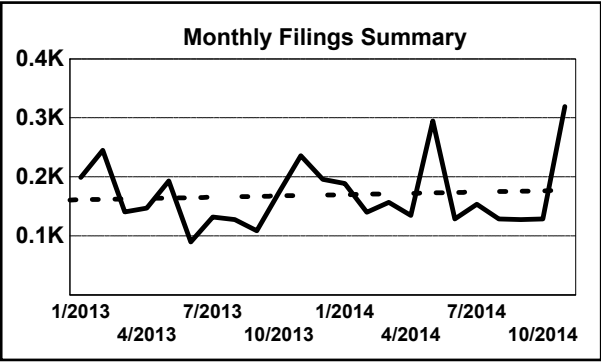
2014 AVG Month: 173

Jan-Nov 2013: 1,793

Jan-Nov 2014: 1,904

Filings Trending: Upward ▲

D
a
s
h
b
o
a
r
d



	Jan	Feb	Mar	Apr	May	Jun	Jul	Aug	Sep	Oct	Nov	Dec	Thru Nov	% Change	Trending	Total
2013	199	245	141	147	193	90	132	128	109	173	236	196	1,793			1,989
2014	189	140	157	135	295	129	154	129	128	129	319	-	1,904	6.2%	▲	1,904

		Jan	Feb	Mar	Apr	May	Jun	Jul	Aug	Sep	Oct	Nov	Dec	Thru Nov	% Change	Trending	Total
Capital Murder	2014	-	-	-	-	-	-	-	-	-	1	2	-	3			3
Contested Divorce	2013	3	1	5	1	-	1	3	3	2	2	3	2	24			26
	2014	1	1	1	3	2	-	-	1	1	2	1	-	13	-45.8%	▼	13
Domestic and Family - Level 1	2013	11	2	2	12	-	-	2	1	4	1	2	6	37			43
	2014	1	-	2	1	-	2	3	-	-	-	-	-	9	-75.7%	▼	9
Domestic and Family - Level 2	2013	-	-	-	2	-	7	1	1	-	2	-	5	13			18
	2014	-	1	-	2	1	2	-	-	-	-	1	-	7	-46.2%	▼	7
General Civil - Level 1	2013	1	1	-	-	-	1	-	-	-	-	-	-	3			3
	2014	-	-	1	-	-	1	1	-	-	1	-	-	4	33.3%	▲	4
General Civil - Level 2	2013	4	1	1	3	2	2	2	3	1	1	4	6	24			30
	2014	3	3	5	2	5	-	6	4	1	6	3	-	38	58.3%	▲	38
General Civil - Level 3	2013	4	-	3	1	1	-	1	-	2	6	4	4	22			26
	2014	2	2	2	3	2	-	-	3	5	2	-	-	21	-4.5%	▼	21
Miscellaneous	2013	72	73	58	55	29	42	40	26	24	37	39	33	495			528
	2014	55	55	38	44	38	22	30	34	26	29	49	-	420	-15.2%	▼	420
Misdemeanor	2013	10	17	11	10	16	8	9	17	6	19	12	9	135			144
	2014	15	7	6	15	34	13	11	17	12	20	16	-	166	23.0%	▲	166
Non-Capital Felonies and Related Matters	2013	87	146	57	48	134	25	57	69	59	97	153	87	932			1,019
	2014	86	53	75	45	184	72	91	56	71	53	231	-	1,017	9.1%	▲	1,017
Other	2013	1	1	-	1	-	-	-	-	-	2	13	38	18			56
	2014	15	12	7	11	20	7	8	9	4	8	8	-	109	505.6%	▲	109
Other Criminally Related Matters	2013	-	1	1	5	4	2	12	2	4	-	2	2	33			35
	2014	7	3	12	5	4	2	2	1	1	4	1	-	42	27.3%	▲	42
Probates/Wills and Trusts	2013	-	-	-	-	-	-	1	-	-	-	-	-	1			1
Probates/Wills and Trusts - Level 2	2013	-	1	-	-	-	-	-	-	-	-	1	-	2			2
	2014	-	1	1	-	-	-	-	-	-	-	-	-	2	0.0%	↔	2
Protective Orders	2013	-	-	-	-	1	-	-	-	-	-	-	-	1			1
Uncontested Divorce	2013	6	1	3	9	6	2	4	6	7	6	3	4	53			57
	2014	4	2	7	4	5	8	2	4	7	3	7	-	53	0.0%	↔	53

Type of Court: Circuit

Locale/Circuit: Buchanan 29

Start/End Date: Jan-13 / Nov-14

Type of Case: Filings

AVG. Month: 211

2013 AVG Month: 190

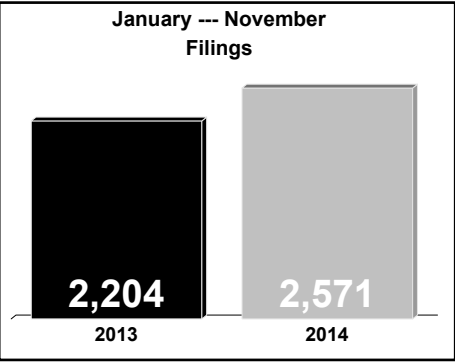
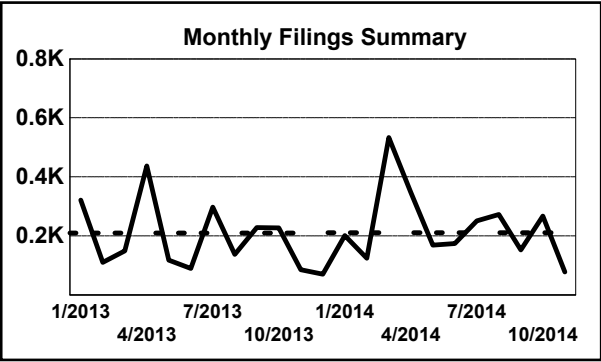
2014 AVG Month: 234

Jan-Nov 2013: 2,204

Jan-Nov 2014: 2,571

Filings Trending: Upward ▲

D
a
s
h
b
o
a
r
d



	Jan	Feb	Mar	Apr	May	Jun	Jul	Aug	Sep	Oct	Nov	Dec	Thru Nov	% Change	Trending	Total
2013	321	111	150	437	118	90	298	138	228	227	86	71	2,204			2,275
2014	201	125	533	347	169	174	251	273	153	267	78	-	2,571	16.7%	▲	2,571

		Jan	Feb	Mar	Apr	May	Jun	Jul	Aug	Sep	Oct	Nov	Dec	Thru Nov	% Change	Trending	Total
Administrative Law	2013	-	2	-	1	-	-	1	-	-	-	-	-	4			4
	2014	-	-	-	-	-	-	1	-	-	-	-	-	1	-75.0%	▼	1
Contested Divorce	2013	1	2	1	2	3	2	4	2	3	1	2	1	23			24
	2014	6	2	5	3	4	5	-	2	1	2	2	-	32	39.1%	▲	32
Domestic and Family - Level 1	2013	-	-	3	3	1	1	-	-	-	8	-	-	16			16
	2014	2	2	-	4	1	1	8	2	3	1	7	-	31	93.8%	▲	31
Domestic and Family - Level 2	2013	-	-	1	2	4	1	2	2	3	2	3	1	20			21
	2014	1	2	2	4	2	3	7	3	3	3	-	-	30	50.0%	▲	30
General Civil - Level 1	2013	-	-	-	-	1	-	-	-	1	1	-	-	3			3
	2014	-	-	1	1	-	2	-	1	-	-	-	-	5	66.7%	▲	5
General Civil - Level 2	2013	1	4	4	13	17	9	4	6	7	4	2	2	71			73
	2014	3	2	4	5	7	10	13	5	4	5	1	-	59	-16.9%	▼	59
General Civil - Level 3	2013	2	2	2	4	6	3	3	1	1	2	1	3	27			30
	2014	5	2	1	1	1	2	4	2	2	4	3	-	27	0.0%	↔	27
Miscellaneous	2013	80	56	77	59	47	36	51	61	51	69	42	43	629			672
	2014	69	70	115	114	113	59	57	66	77	80	43	-	863	37.2%	▲	863
Misdemeanor	2013	27	5	17	15	13	12	27	17	30	18	8	9	189			198
	2014	16	10	60	33	12	18	16	33	8	24	9	-	239	26.5%	▲	239
Non-Capital Felonies and Related Matters	2013	201	29	36	334	20	15	191	38	120	109	22	6	1,115			1,121
	2014	93	28	332	171	24	60	134	153	48	132	4	-	1,179	5.7%	▲	1,179
Other	2013	1	-	-	-	-	-	3	2	-	-	1	-	7			7
	2014	-	1	-	-	-	1	-	1	-	2	-	-	5	-28.6%	▼	5
Other Criminally Related Matters	2013	1	2	1	2	-	1	5	4	3	2	2	-	23			23
	2014	-	1	7	-	-	7	2	-	1	-	3	-	21	-8.7%	▼	21
Probates/Wills and Trusts	2014	-	-	-	-	1	-	-	-	-	-	-	-	1			1
Probates/Wills and Trusts - Level 2	2013	2	2	1	-	1	1	-	1	-	2	-	1	10			11
	2014	1	1	-	-	1	2	2	1	2	1	1	-	12	20.0%	▲	12
Protective Orders	2013	-	-	-	-	2	-	2	-	1	-	-	-	5			5
	2014	-	-	-	-	1	-	-	-	-	1	-	-	2	-60.0%	▼	2
Uncontested Divorce	2013	5	7	7	2	3	9	5	4	8	9	3	5	62			67
	2014	5	4	6	11	2	4	7	4	4	12	5	-	64	3.2%	▲	64

Type of Court: Circuit

Locale/Circuit: Dickenson 29

Start/End Date: Jan-13 / Nov-14

Type of Case: Filings

AVG. Month: 121

2013 AVG Month: 122

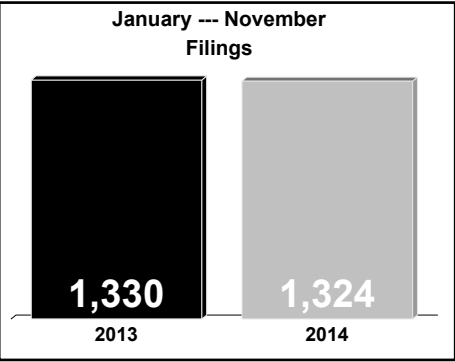
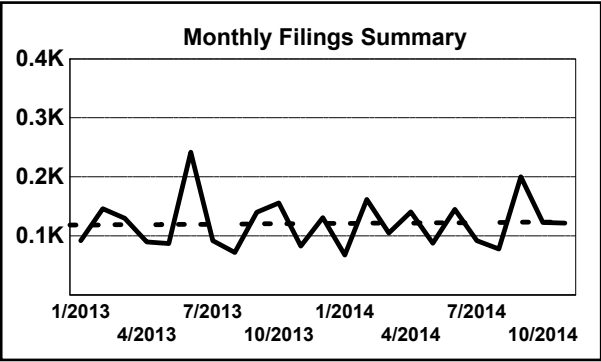
2014 AVG Month: 120

Jan-Nov 2013: 1,330

Jan-Nov 2014: 1,324

Filings Trending: Steady ↔

D
a
s
h
b
o
a
r
d



	Jan	Feb	Mar	Apr	May	Jun	Jul	Aug	Sep	Oct	Nov	Dec	Thru Nov	% Change	Trending	Total
2013	92	146	130	90	87	242	92	72	140	156	83	131	1,330			1,461
2014	68	162	105	141	88	145	92	78	200	123	122	-	1,324	-0.5%	▼	1,324

		Jan	Feb	Mar	Apr	May	Jun	Jul	Aug	Sep	Oct	Nov	Dec	Thru Nov	% Change	Trending	Total
Administrative Law	2013	-	1	1	-	-	1	-	-	-	-	-	-	3			3
Contested Divorce	2013	-	3	2	1	2	1	1	4	3	1	-	2	18			20
	2014	2	-	2	1	-	1	3	2	3	2	1	-	17	-5.6%	▼	17
Domestic and Family - Level 1	2013	1	-	-	2	1	-	5	6	15	3	10	-	43			43
	2014	6	-	4	-	1	16	6	-	7	1	10	-	51	18.6%	▲	51
Domestic and Family - Level 2	2013	1	-	1	2	2	-	-	-	-	1	3	1	10			11
	2014	-	6	3	1	9	1	-	2	4	9	2	-	37	270.0%	▲	37
General Civil - Level 1	2013	-	2	-	-	-	1	-	-	-	-	-	-	3			3
	2014	-	-	-	-	-	-	-	-	1	-	-	-	1	-66.7%	▼	1
General Civil - Level 2	2013	2	-	2	2	2	3	1	7	-	1	5	2	25			27
	2014	3	1	2	5	2	2	4	1	1	-	2	-	23	-8.0%	▼	23
General Civil - Level 3	2013	3	-	-	-	-	2	1	1	1	2	2	1	12			13
	2014	1	4	-	-	2	4	-	1	1	-	3	-	16	33.3%	▲	16
Miscellaneous	2013	52	53	40	48	32	18	30	26	45	40	32	32	416			448
	2014	32	39	43	35	52	33	28	32	30	36	36	-	396	-4.8%	▼	396
Misdemeanor	2013	1	2	9	3	6	3	5	2	15	4	3	7	53			60
	2014	2	15	2	9	4	3	5	3	5	7	9	-	64	20.8%	▲	64
Non-Capital Felonies and Related Matters	2013	11	65	47	18	27	185	42	13	40	74	13	66	535			601
	2014	9	81	26	72	3	68	33	15	134	36	45	-	522	-2.4%	▼	522
Other	2013	16	17	18	10	12	25	3	10	14	24	14	18	163			181
	2014	7	11	18	11	8	13	10	16	13	22	12	-	141	-13.5%	▼	141
Other Criminally Related Matters	2013	-	-	1	1	-	-	1	-	1	-	-	-	4			4
	2014	-	-	-	-	1	-	1	1	-	-	-	-	3	-25.0%	▼	3
Probates/Wills and Trusts - Level 2	2013	1	-	-	-	-	-	1	1	2	-	-	-	5			5
	2014	-	1	2	-	5	2	-	1	-	-	-	-	11	120.0%	▲	11
Protective Orders	2014	-	-	-	-	-	-	-	-	-	-	2	-	2			2
Uncontested Divorce	2013	4	3	9	3	3	3	2	2	4	6	1	2	40			42
	2014	6	4	3	7	1	2	2	4	1	10	-	-	40	0.0%	↔	40

Type of Court: Circuit

Locale/Circuit: Russell 29

Start/End Date: Jan-13 / Nov-14

Type of Case: Filings

AVG. Month: 301

2013 AVG Month: 315

2014 AVG Month: 286

Jan-Nov 2013: 3,593

Jan-Nov 2014: 3,148

Filings Trending: Downward ▼

D

a

s

h

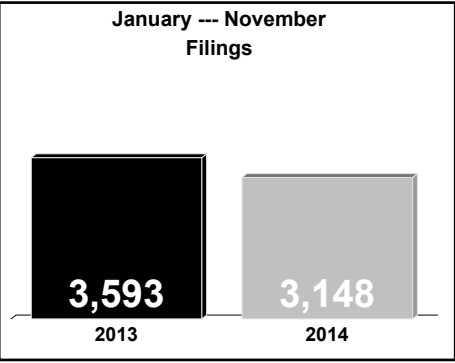
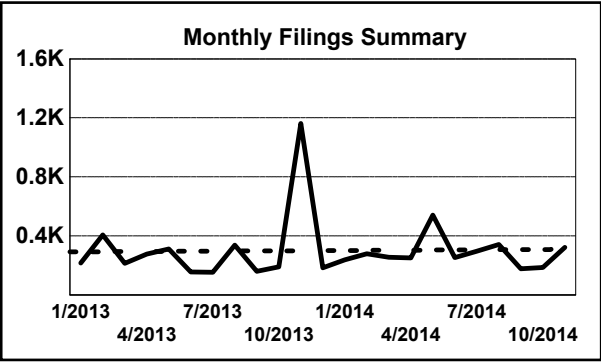
b

o

a

r

d



	Jan	Feb	Mar	Apr	May	Jun	Jul	Aug	Sep	Oct	Nov	Dec	Thru Nov	% Change	Trending	Total
2013	216	407	215	278	312	157	154	339	161	191	1,163	184	3,593			3,777
2014	238	279	255	252	542	254	297	343	179	187	322	-	3,148	-12.4%	▼	3,148

		Jan	Feb	Mar	Apr	May	Jun	Jul	Aug	Sep	Oct	Nov	Dec	Thru Nov	% Change	Trending	Total
Administrative Law	2013	-	-	-	-	-	-	1	2	-	-	-	1	3			4
	2014	-	-	1	1	-	-	-	1	-	-	-	-	3	0.0%	↔	3
Contested Divorce	2013	7	7	5	3	8	5	4	7	4	9	5	2	64			66
	2014	4	4	10	1	7	9	9	4	3	3	6	-	60	-6.3%	▼	60
Domestic and Family - Level 1	2013	3	-	7	5	-	4	3	4	6	4	2	2	38			40
	2014	15	3	6	5	-	9	8	11	-	3	1	-	61	60.5%	▲	61
Domestic and Family - Level 2	2013	2	-	1	3	2	4	3	4	1	3	4	2	27			29
	2014	2	6	3	2	2	2	2	3	-	6	2	-	30	11.1%	▲	30
General Civil - Level 1	2013	-	1	-	-	1	1	-	-	1	-	-	-	4			4
	2014	-	-	-	-	-	-	-	1	-	-	-	-	1	-75.0%	▼	1
General Civil - Level 2	2013	3	3	7	8	6	5	7	4	3	10	3	6	59			65
	2014	8	2	4	11	6	6	6	12	1	4	2	-	62	5.1%	▲	62
General Civil - Level 3	2013	3	1	1	2	1	5	5	2	2	3	1	-	26			26
	2014	4	1	2	1	3	2	4	3	6	3	-	-	29	11.5%	▲	29
Miscellaneous	2013	85	118	85	89	54	46	42	50	33	60	59	51	721			772
	2014	87	87	117	124	104	129	93	84	74	70	57	-	1,026	42.3%	▲	1,026
Misdemeanor	2013	5	61	18	9	26	2	7	31	15	13	23	25	210			235
	2014	25	36	23	8	29	10	5	40	14	10	36	-	236	12.4%	▲	236
Non-Capital Felonies and Related Matters	2013	69	167	52	126	182	58	50	203	51	58	1,043	67	2,059			2,126
	2014	68	99	61	65	363	46	116	123	40	44	182	-	1,207	-41.4%	▼	1,207
Other	2013	27	31	19	22	20	21	17	23	28	16	17	16	241			257
	2014	15	34	20	20	16	20	44	44	27	32	24	-	296	22.8%	▲	296
Other Criminally Related Matters	2013	-	2	4	6	3	-	6	6	2	1	3	2	33			35
	2014	-	-	1	2	1	7	-	3	3	1	3	-	21	-36.4%	▼	21
Probates/Wills and Trusts	2014	-	-	-	-	-	-	-	-	-	-	1	-	1			1
Probates/Wills and Trusts - Level 2	2013	1	2	1	1	2	1	2	-	-	-	-	-	10			10
	2014	1	-	-	-	-	3	-	1	-	1	-	-	6	-40.0%	▼	6
Protective Orders	2014	-	-	-	1	-	-	-	-	-	-	-	-	1			1
Uncontested Divorce	2013	11	14	15	4	7	5	7	3	15	14	3	10	98			108
	2014	9	7	7	11	11	11	10	13	11	10	8	-	108	10.2%	▲	108

Type of Court: Circuit

Locale/Circuit: Tazewell 29

Start/End Date: Jan-13 / Nov-14

Type of Case: Filings

AVG. Month: 536

2013 AVG Month: 587

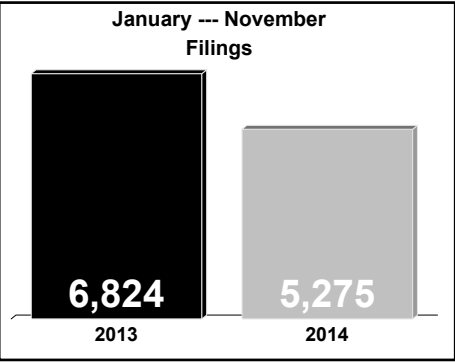
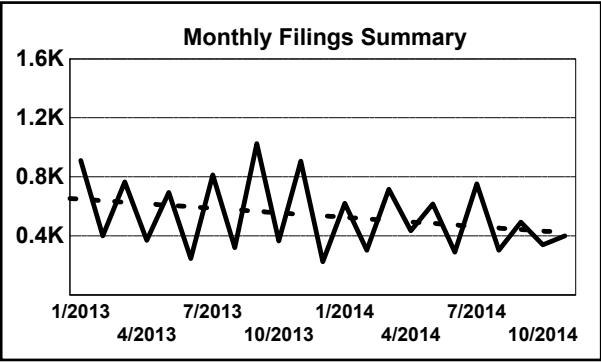
2014 AVG Month: 480

Jan-Nov 2013: 6,824

Jan-Nov 2014: 5,275

Filings Trending: Downward ▼

D
a
s
h
b
o
a
r
d



	Jan	Feb	Mar	Apr	May	Jun	Jul	Aug	Sep	Oct	Nov	Dec	Thru Nov	% Change	Trending	Total
2013	912	400	766	370	695	248	814	321	1,025	367	906	225	6,824			7,049
2014	621	303	716	435	618	290	754	304	493	341	400	-	5,275	-22.7%	▼	5,275

		Jan	Feb	Mar	Apr	May	Jun	Jul	Aug	Sep	Oct	Nov	Dec	Thru Nov	% Change	Trending	Total
Administrative Law	2013	2	-	2	1	-	1	-	1	-	1	-	2	8			10
	2014	-	-	-	-	-	-	-	1	-	-	1	-	2	-75.0%	▼	2
Capital Murder	2013	-	-	-	-	-	-	-	-	-	3	2	-	5			5
Contested Divorce	2013	7	3	5	14	11	7	5	6	3	5	9	1	75			76
	2014	7	5	9	6	7	9	8	6	6	9	3	-	75	0.0%	↔	75
Domestic and Family - Level 1	2013	-	-	10	4	3	-	1	3	3	6	5	2	35			37
	2014	2	1	5	-	6	1	4	4	2	7	3	-	35	0.0%	↔	35
Domestic and Family - Level 2	2013	2	2	2	5	-	2	3	5	1	3	1	2	26			28
	2014	1	1	2	3	3	7	7	2	4	-	1	-	31	19.2%	▲	31
General Civil - Level 1	2013	-	-	-	1	2	-	1	2	-	1	1	-	8			8
	2014	1	-	1	1	2	1	-	1	2	-	-	-	9	12.5%	▲	9
General Civil - Level 2	2013	9	4	10	4	11	7	7	8	4	4	5	3	73			76
	2014	2	10	10	8	5	5	9	9	2	4	9	-	73	0.0%	↔	73
General Civil - Level 3	2013	4	1	6	5	4	-	5	6	3	4	2	3	40			43
	2014	3	1	2	6	5	1	1	3	1	4	1	-	28	-30.0%	▼	28
Miscellaneous	2013	157	189	185	135	91	87	80	86	75	86	80	91	1,251			1,342
	2014	104	148	201	222	152	108	110	114	102	131	85	-	1,477	18.1%	▲	1,477
Misdemeanor	2013	87	28	115	53	88	27	142	29	187	37	289	20	1,082			1,102
	2014	86	29	120	35	125	20	96	20	93	33	88	-	745	-31.1%	▼	745
Non-Capital Felonies and Related Matters	2013	599	142	399	112	449	92	534	142	723	192	475	71	3,859			3,930
	2014	386	68	333	126	291	113	485	119	239	122	167	-	2,449	-36.5%	▼	2,449
Other	2013	16	9	7	9	9	7	9	7	8	10	5	12	96			108
	2014	6	11	11	13	6	9	5	9	13	12	14	-	109	13.5%	▲	109
Other Criminally Related Matters	2013	9	1	3	4	6	1	9	3	3	1	12	4	52			56
	2014	7	2	4	3	8	3	9	2	11	4	11	-	64	23.1%	▲	64
Probates/Wills and Trusts - Level 1	2013	-	-	-	-	-	1	-	-	-	-	-	-	1			1
	2014	-	-	-	-	-	-	-	-	1	-	-	-	1	0.0%	↔	1
Probates/Wills and Trusts - Level 2	2013	7	5	2	2	-	2	4	3	1	6	3	2	35			37
	2014	4	3	2	1	-	2	-	3	2	2	2	-	21	-40.0%	▼	21
Uncontested Divorce	2013	13	16	20	21	21	14	14	20	14	8	17	12	178			190
	2014	12	24	16	11	8	11	20	11	15	13	15	-	156	-12.4%	▼	156

Type of Court: Circuit

Locale/Circuit: Lee 30

Start/End Date: Jan-13 / Nov-14

Type of Case: Filings

AVG. Month: 209

2013 AVG Month: 199

2014 AVG Month: 220

Jan-Nov 2013: 2,233

Jan-Nov 2014: 2,420

Filings Trending: Upward ▲

D

a

s

h

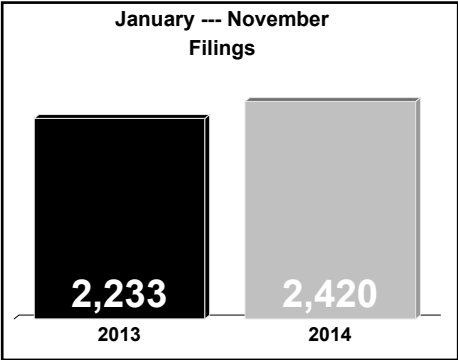
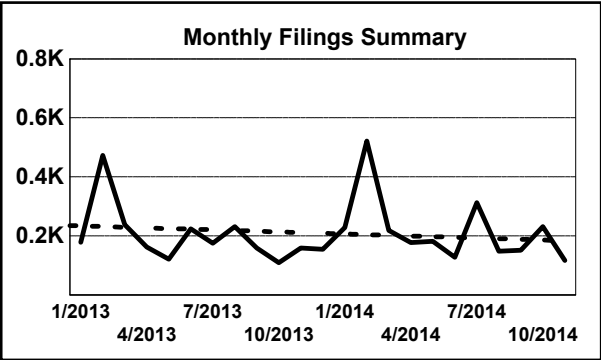
b

o

a

r

d



	Jan	Feb	Mar	Apr	May	Jun	Jul	Aug	Sep	Oct	Nov	Dec	Thru Nov	% Change	Trending	Total
2013	179	473	238	163	121	224	175	232	159	110	159	155	2,233			2,388
2014	228	522	219	178	182	128	313	149	152	232	117	-	2,420	8.4%	▲	2,420

		Jan	Feb	Mar	Apr	May	Jun	Jul	Aug	Sep	Oct	Nov	Dec	Thru Nov	% Change	Trending	Total
Administrative Law	2013	-	1	-	-	-	-	-	-	-	-	-	-	1			1
	2014	-	-	-	1	-	-	-	-	-	-	-	-	1	0.0%	↔	1
Contested Divorce	2013	1	4	2	4	3	2	2	1	-	4	1	2	24			26
	2014	-	4	4	2	3	4	1	1	3	5	4	-	31	29.2%	▲	31
Domestic and Family - Level 1	2013	1	1	-	-	-	-	5	-	-	-	3	-	10			10
	2014	5	4	-	-	-	-	-	-	-	-	-	-	9	-10.0%	▼	9
Domestic and Family - Level 2	2013	-	-	-	2	2	-	2	2	2	-	3	3	13			16
	2014	-	4	2	2	3	-	5	4	2	2	1	-	25	92.3%	▲	25
General Civil - Level 1	2013	1	-	-	2	-	-	-	-	-	-	-	1	3			4
	2014	-	-	1	-	-	-	-	1	1	-	-	-	3	0.0%	↔	3
General Civil - Level 2	2013	3	6	5	5	10	1	1	3	5	1	3	3	43			46
	2014	-	3	3	-	3	4	4	9	4	3	1	-	34	-20.9%	▼	34
General Civil - Level 3	2013	-	-	3	2	2	3	1	1	2	6	6	3	26			29
	2014	6	2	6	5	4	4	3	1	10	2	-	-	43	65.4%	▲	43
Miscellaneous	2013	56	83	74	55	27	43	38	31	42	45	47	36	541			577
	2014	59	60	53	52	45	43	40	38	41	56	39	-	526	-2.8%	▼	526
Misdemeanor	2013	33	198	52	22	30	36	26	32	22	23	10	16	484			500
	2014	30	320	12	30	22	18	23	13	31	30	17	-	546	12.8%	▲	546
Non-Capital Felonies and Related Matters	2013	64	161	79	54	37	129	81	156	65	19	65	77	910			987
	2014	104	105	121	80	82	46	219	70	35	117	43	-	1,022	12.3%	▲	1,022
Other	2013	1	1	-	3	-	1	2	-	2	1	-	3	11			14
	2014	2	3	3	-	-	-	4	1	3	1	-	-	17	54.5%	▲	17
Other Criminally Related Matters	2013	4	1	8	5	4	1	4	2	6	3	8	8	46			54
	2014	10	8	2	-	16	2	6	7	12	7	6	-	76	65.2%	▲	76
Probates/Wills and Trusts - Level 1	2013	-	-	-	1	-	-	-	-	-	-	-	-	1			1
	2014	-	-	-	-	-	2	-	-	1	-	-	-	3	200.0%	▲	3
Probates/Wills and Trusts - Level 2	2013	8	-	4	1	1	1	2	1	3	-	5	-	26			26
	2014	4	2	3	-	-	-	1	1	5	2	-	-	18	-30.8%	▼	18
Uncontested Divorce	2013	7	17	11	7	5	7	11	3	10	8	8	3	94			97
	2014	8	7	9	6	4	5	7	3	4	7	6	-	66	-29.8%	▼	66

Type of Court: Circuit

Locale/Circuit: Scott 30

Start/End Date: Jan-13 / Nov-14

Type of Case: Filings

AVG. Month: 200

2013 AVG Month: 193

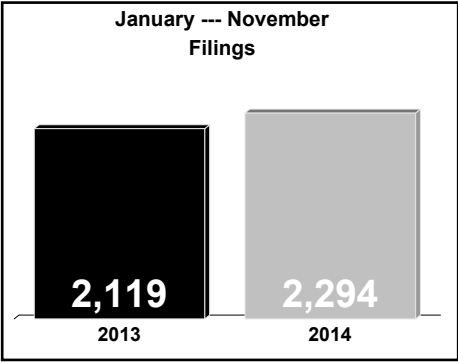
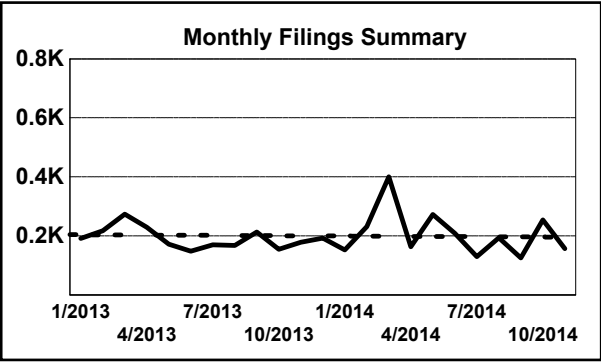
2014 AVG Month: 209

Jan-Nov 2013: 2,119

Jan-Nov 2014: 2,294

Filings Trending: Upward ▲

D
a
s
h
b
o
a
r
d



	Jan	Feb	Mar	Apr	May	Jun	Jul	Aug	Sep	Oct	Nov	Dec	Thru Nov	% Change	Trending	Total
2013	192	218	274	230	172	148	170	168	213	155	179	193	2,119			2,312
2014	153	232	401	164	273	209	130	194	126	255	157	-	2,294	8.3%	▲	2,294

		Jan	Feb	Mar	Apr	May	Jun	Jul	Aug	Sep	Oct	Nov	Dec	Thru Nov	% Change	Trending	Total
Administrative Law	2013	-	-	-	-	-	-	-	-	1	-	-	1	1			2
	2014	-	-	-	-	-	1	-	1	-	-	-	-	2	100.0%	▲	2
Contested Divorce	2013	2	5	4	2	4	5	2	1	6	2	5	4	38			42
	2014	3	6	4	6	2	7	1	4	1	5	2	-	41	7.9%	▲	41
Domestic and Family - Level 1	2013	1	-	-	-	3	3	2	1	2	1	2	2	15			17
	2014	2	-	-	5	-	1	-	4	-	3	-	-	15	0.0%	↔	15
Domestic and Family - Level 2	2013	5	1	2	1	2	2	-	2	-	1	1	-	17			17
	2014	1	-	-	-	-	1	-	1	-	3	1	-	7	-58.8%	▼	7
General Civil - Level 1	2013	-	-	-	-	1	-	1	-	-	2	1	1	5			6
	2014	-	-	-	-	-	-	-	-	2	-	-	-	2	-60.0%	▼	2
General Civil - Level 2	2013	3	2	7	1	5	3	-	2	3	5	6	4	37			41
	2014	7	2	6	1	3	2	5	10	7	8	4	-	55	48.6%	▲	55
General Civil - Level 3	2013	2	-	3	-	-	2	2	2	3	3	1	3	18			21
	2014	2	1	1	3	6	6	3	6	3	1	2	-	34	88.9%	▲	34
Miscellaneous	2013	101	103	102	85	49	39	52	46	54	62	52	64	745			809
	2014	59	77	88	48	42	31	55	56	44	51	34	-	585	-21.5%	▼	585
Misdemeanor	2013	23	10	72	17	37	29	47	28	34	34	30	39	361			400
	2014	31	28	55	25	89	37	32	25	30	65	74	-	491	36.0%	▲	491
Non-Capital Felonies and Related Matters	2013	37	84	60	116	50	54	48	64	88	19	74	57	694			751
	2014	43	107	211	58	97	108	18	77	25	102	30	-	876	26.2%	▲	876
Other	2013	1	-	-	-	-	-	-	-	-	1	-	1	2			3
	2014	-	-	-	-	-	-	2	1	-	3	-	-	6	200.0%	▲	6
Other Criminally Related Matters	2013	6	-	15	1	7	4	5	12	7	8	3	11	68			79
	2014	2	1	18	1	23	8	8	1	5	10	2	-	79	16.2%	▲	79
Probates/Wills and Trusts - Level 1	2013	-	-	1	-	-	-	-	1	-	-	1	-	3			3
	2014	-	1	-	-	-	-	-	1	-	-	1	-	3	0.0%	↔	3
Probates/Wills and Trusts - Level 2	2013	3	-	-	-	3	3	1	2	2	8	-	1	22			23
	2014	-	-	6	5	3	-	1	4	1	-	1	-	21	-4.5%	▼	21
Uncontested Divorce	2013	8	13	8	7	11	4	10	7	13	9	3	5	93			98
	2014	3	9	12	12	8	7	5	3	8	4	6	-	77	-17.2%	▼	77

Type of Court: Circuit

Locale/Circuit: Wise 30

Start/End Date: Jan-13 / Nov-14

Type of Case: Filings

AVG. Month: 438

2013 AVG Month: 485

2014 AVG Month: 387

Jan-Nov 2013: 5,471

Jan-Nov 2014: 4,262

Filings Trending: Downward ▼

D

a

s

h

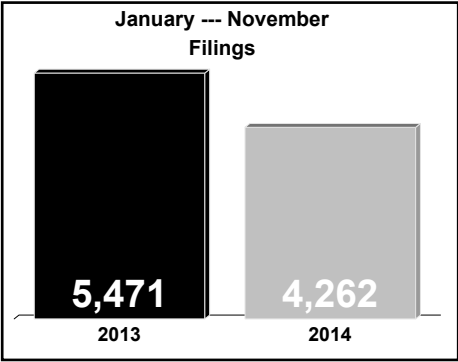
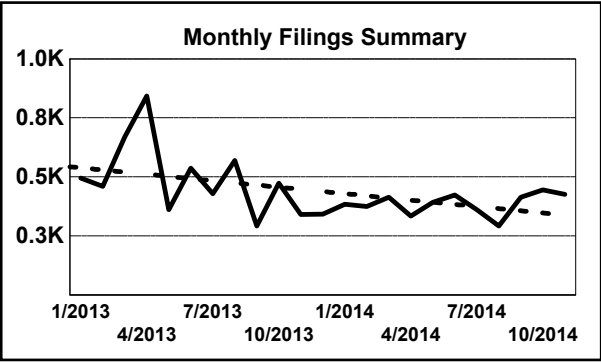
b

o

a

r

d



	Jan	Feb	Mar	Apr	May	Jun	Jul	Aug	Sep	Oct	Nov	Dec	Thru Nov	% Change	Trending	Total
2013	495	460	669	843	361	537	429	569	293	474	341	343	5,471			5,814
2014	384	375	414	335	392	423	361	293	414	445	426	-	4,262	-22.1%	▼	4,262

		Jan	Feb	Mar	Apr	May	Jun	Jul	Aug	Sep	Oct	Nov	Dec	Thru Nov	% Change	Trending	Total
Administrative Law	2013	2	-	1	1	-	2	-	-	-	-	1	-	7			7
	2014	2	-	-	1	-	1	2	1	-	-	2	-	9	28.6%	▲	9
Contested Divorce	2013	8	12	10	8	12	8	9	9	12	10	5	8	103			111
	2014	9	5	10	4	8	6	11	7	8	10	6	-	84	-18.4%	▼	84
Domestic and Family - Level 1	2013	3	8	6	4	8	1	7	2	20	9	5	5	73			78
	2014	3	10	1	-	5	5	1	10	8	4	6	-	53	-27.4%	▼	53
Domestic and Family - Level 2	2013	7	7	3	3	4	7	7	2	4	5	2	7	51			58
	2014	2	2	1	3	1	5	8	1	3	4	2	-	32	-37.3%	▼	32
General Civil	2013	1	-	-	-	-	-	-	-	-	-	-	-	1			1
General Civil - Level 1	2013	-	-	-	-	2	1	-	3	1	2	2	-	11			11
	2014	-	-	2	1	1	2	2	2	1	-	-	-	11	0.0%	↔	11
General Civil - Level 2	2013	12	9	10	13	10	9	8	12	7	9	8	15	107			122
	2014	11	10	5	11	12	7	6	13	19	5	5	-	104	-2.8%	▼	104
General Civil - Level 3	2013	-	5	5	7	1	5	1	4	2	6	5	2	41			43
	2014	8	4	4	7	5	3	7	4	5	4	4	-	55	34.1%	▲	55
Miscellaneous	2013	199	172	119	136	100	77	63	84	61	100	57	54	1,168			1,222
	2014	68	136	130	79	109	86	119	67	70	71	50	-	985	-15.7%	▼	985
Misdemeanor	2013	82	57	92	110	73	107	84	86	51	73	66	70	881			951
	2014	66	52	74	81	81	79	40	70	83	55	114	-	795	-9.8%	▼	795
Non-Capital Felonies and Related Matters	2013	155	167	377	532	117	290	222	321	88	221	174	157	2,664			2,821
	2014	183	127	153	119	144	205	131	93	188	264	214	-	1,821	-31.6%	▼	1,821
Other	2013	3	-	4	1	4	7	3	3	1	3	-	-	29			29
	2014	1	6	1	-	5	3	3	4	2	4	2	-	31	6.9%	▲	31
Other Criminally Related Matters	2013	3	3	14	3	10	3	8	11	19	15	3	9	92			101
	2014	3	5	5	8	5	6	12	5	12	5	8	-	74	-19.6%	▼	74
Probates/Wills and Trusts - Level 1	2013	-	-	-	-	-	-	-	-	1	-	-	-	1			1
	2014	-	-	1	-	-	-	1	-	-	-	-	-	2	100.0%	▲	2
Probates/Wills and Trusts - Level 2	2013	2	3	1	-	3	-	4	3	2	1	3	1	22			23
	2014	1	-	3	1	3	4	3	2	4	3	-	-	24	9.1%	▲	24
Uncontested Divorce	2013	18	17	27	25	17	20	13	29	24	20	10	15	220			235
	2014	27	18	24	20	13	11	15	14	11	16	13	-	182	-17.3%	▼	182

Type of Court: Circuit

Locale/Circuit: Prince William 31

Start/End Date: Jan-13 / Nov-14

Type of Case: Filings

AVG. Month: 1,418

2013 AVG Month: 1,467

2014 AVG Month: 1,364

Jan-Nov 2013: 16,418

Jan-Nov 2014: 15,007

Filings Trending: Downward ▼

D

a

s

h

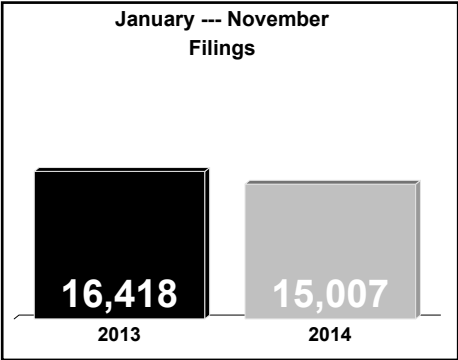
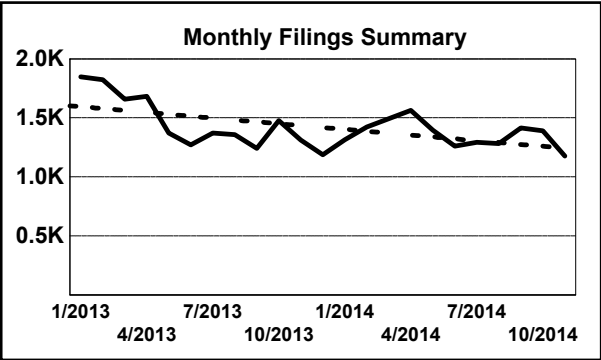
b

o

a

r

d



	Jan	Feb	Mar	Apr	May	Jun	Jul	Aug	Sep	Oct	Nov	Dec	Thru Nov	% Change	Trending	Total
2013	1,847	1,824	1,659	1,682	1,372	1,271	1,372	1,359	1,243	1,476	1,313	1,189	16,418			17,607
2014	1,314	1,424	1,492	1,564	1,395	1,261	1,294	1,283	1,414	1,390	1,176	-	15,007	-8.6%	▼	15,007

		Jan	Feb	Mar	Apr	May	Jun	Jul	Aug	Sep	Oct	Nov	Dec	Thru Nov	% Change	Trending	Total
Administrative Law	2013	1	-	1	2	3	2	1	1	1	1	3	2	16			18
	2014	2	1	-	1	1	-	2	1	-	-	-	-	8	-50.0%	▼	8
Contested Divorce	2013	25	35	44	41	36	23	27	29	32	37	28	32	357			389
	2014	34	23	29	33	47	22	36	43	31	53	38	-	389	9.0%	▲	389
Domestic and Family - Level 1	2013	22	12	4	30	12	14	8	11	25	12	24	11	174			185
	2014	5	12	14	22	17	18	44	15	20	27	18	-	212	21.8%	▲	212
Domestic and Family - Level 2	2013	13	8	7	13	12	15	13	12	19	28	20	13	160			173
	2014	13	22	10	17	15	6	13	17	11	22	14	-	160	0.0%	↔	160
General Civil - Level 1	2013	2	4	2	3	3	3	-	3	5	2	2	2	29			31
	2014	3	2	4	4	7	4	1	2	2	5	1	-	35	20.7%	▲	35
General Civil - Level 2	2013	72	73	75	85	56	54	83	69	54	75	70	91	766			857
	2014	81	51	72	81	94	67	43	75	83	80	50	-	777	1.4%	▲	777
General Civil - Level 3	2013	39	34	34	35	35	31	29	24	25	34	25	24	345			369
	2014	31	26	33	32	36	18	20	29	14	23	19	-	281	-18.6%	▼	281
Miscellaneous	2013	1,040	911	851	720	587	440	577	520	435	602	481	499	7,164			7,663
	2014	597	630	610	578	473	485	464	508	492	530	386	-	5,753	-19.7%	▼	5,753
Misdemeanor	2013	105	168	103	145	116	142	117	145	93	98	95	111	1,327			1,438
	2014	96	116	89	170	110	123	135	119	107	87	77	-	1,229	-7.4%	▼	1,229
Non-Capital Felonies and Related Matters	2013	269	380	248	355	313	322	277	301	335	303	337	249	3,440			3,689
	2014	229	291	414	353	368	324	295	237	392	283	320	-	3,506	1.9%	▲	3,506
Other	2013	90	59	79	67	52	53	67	61	82	63	77	55	750			805
	2014	67	93	60	81	70	62	93	60	106	124	101	-	917	22.3%	▲	917
Other Criminally Related Matters	2013	66	47	100	90	52	75	56	92	34	98	71	51	781			832
	2014	72	79	53	72	55	54	57	88	57	60	60	-	707	-9.5%	▼	707
Probates/Wills and Trusts - Level 1	2013	-	-	-	2	1	-	-	-	-	-	1	-	4			4
	2014	-	2	1	-	2	1	1	-	3	2	-	-	12	200.0%	▲	12
Probates/Wills and Trusts - Level 2	2013	7	6	9	11	5	10	11	5	5	15	6	6	90			96
	2014	2	10	6	14	7	7	7	9	15	8	9	-	94	4.4%	▲	94
Protective Orders	2013	6	4	2	2	4	7	7	13	3	4	1	2	53			55
	2014	5	3	2	6	3	2	-	-	-	2	3	-	26	-50.9%	▼	26
Uncontested Divorce	2013	90	83	100	81	85	80	99	73	95	104	72	41	962			1,003
	2014	77	63	95	100	90	68	83	80	81	84	80	-	901	-6.3%	▼	901