

Type of Court: Circuit

Locale/Circuit: Chesapeake 1

Start/End Date: Jan-13 / May-14

Type of Case: Filings

AVG. Month: 1,167

2013 AVG Month: 1,161

2014 AVG Month: 1,183

Jan-May 2013: 6,563

Jan-May 2014: 5,915

Filings Trending: Downward ▼

D

a

s

h

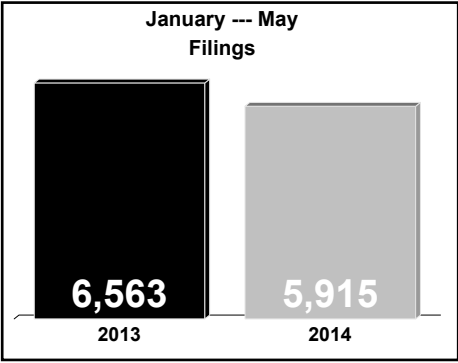
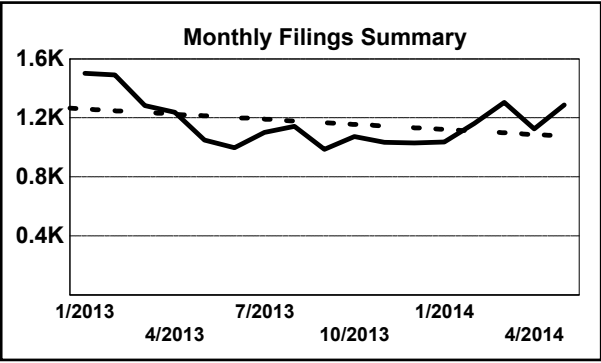
b

o

a

r

d



	Jan	Feb	Mar	Apr	May	Jun	Jul	Aug	Sep	Oct	Nov	Dec	Thru May	% Change	Trending	Total
2013	1,502	1,490	1,283	1,238	1,050	998	1,101	1,142	988	1,073	1,034	1,031	6,563			13,930
2014	1,036	1,163	1,304	1,125	1,287	-	-	-	-	-	-	-	5,915	-9.9%	▼	5,915

		Jan	Feb	Mar	Apr	May	Jun	Jul	Aug	Sep	Oct	Nov	Dec	Thru May	% Change	Trending	Total
Administrative Law	2013	-	3	5	6	3	1	1	2	1	3	-	2	17			27
	2014	1	1	3	1	-	-	-	-	-	-	-	-	6	-64.7%	▼	6
Contested Divorce	2013	18	31	29	20	24	23	26	17	21	11	21	12	122			253
	2014	17	26	39	33	33	-	-	-	-	-	-	-	148	21.3%	▲	148
Domestic and Family - Level 1	2013	13	22	33	10	14	18	17	16	13	18	3	11	92			188
	2014	8	13	19	15	22	-	-	-	-	-	-	-	77	-16.3%	▼	77
Domestic and Family - Level 2	2013	8	6	9	12	12	14	14	9	11	6	7	8	47			116
	2014	14	8	9	16	15	-	-	-	-	-	-	-	62	31.9%	▲	62
General Civil - Level 1	2013	3	3	4	4	2	2	2	2	2	2	4	4	16			34
	2014	3	2	3	2	5	-	-	-	-	-	-	-	15	-6.3%	▼	15
General Civil - Level 2	2013	31	76	36	79	33	34	49	38	36	38	52	38	255			540
	2014	19	55	34	38	55	-	-	-	-	-	-	-	201	-21.2%	▼	201
General Civil - Level 3	2013	12	15	20	35	17	9	31	8	11	13	20	9	99			200
	2014	17	22	23	17	30	-	-	-	-	-	-	-	109	10.1%	▲	109
Miscellaneous	2013	714	618	517	433	363	241	348	327	328	277	289	343	2,645			4,798
	2014	410	437	472	385	364	-	-	-	-	-	-	-	2,068	-21.8%	▼	2,068
Misdemeanor	2013	120	135	135	151	118	148	146	140	119	128	130	155	659			1,625
	2014	127	116	161	157	165	-	-	-	-	-	-	-	726	10.2%	▲	726
Non-Capital Felonies and Related Matters	2013	408	397	340	307	310	350	296	419	305	401	356	283	1,762			4,172
	2014	275	305	341	255	381	-	-	-	-	-	-	-	1,557	-11.6%	▼	1,557
Other	2013	71	69	56	65	54	64	72	60	68	67	51	53	315			750
	2014	73	71	81	66	84	-	-	-	-	-	-	-	375	19.0%	▲	375
Other Criminally Related Matters	2013	49	46	30	48	40	37	47	44	31	55	45	51	213			523
	2014	18	29	45	59	61	-	-	-	-	-	-	-	212	-0.5%	▼	212
Probates/Wills and Trusts - Level 1	2013	1	-	1	1	1	-	-	-	-	-	1	-	4			5
	2014	-	-	1	-	-	-	-	-	-	-	-	-	1	-75.0%	▼	1
Probates/Wills and Trusts - Level 2	2013	5	3	2	11	7	7	6	8	4	5	4	2	28			64
	2014	4	7	3	7	3	-	-	-	-	-	-	-	24	-14.3%	▼	24
Protective Orders	2014	-	-	-	1	-	-	-	-	-	-	-	-	1			1
Uncontested Divorce	2013	49	66	66	56	52	50	46	52	38	49	51	60	289			635
	2014	50	71	70	73	69	-	-	-	-	-	-	-	333	15.2%	▲	333

Type of Court: Circuit

Locale/Circuit: Accomack 32

Start/End Date: Jan-13 / May-14

Type of Case: Filings

AVG. Month: 126

2013 AVG Month: 137

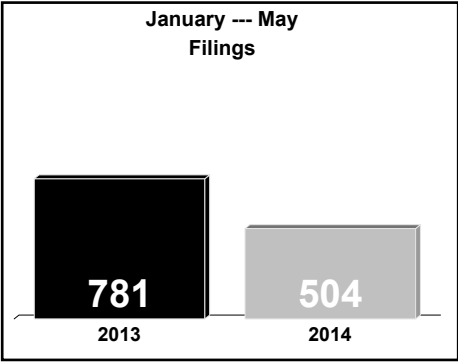
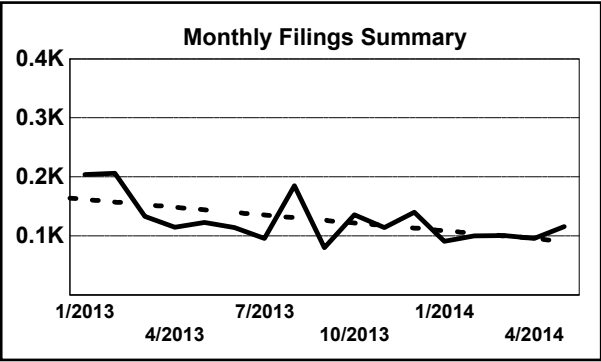
2014 AVG Month: 101

Jan-May 2013: 781

Jan-May 2014: 504

Filings Trending: Downward ▼

D
a
s
h
b
o
a
r
d



	Jan	Feb	Mar	Apr	May	Jun	Jul	Aug	Sep	Oct	Nov	Dec	Thru May	% Change	Trending	Total
2013	204	206	133	115	123	114	96	185	80	136	114	140	781			1,646
2014	91	100	101	96	116	-	-	-	-	-	-	-	504	-35.5%	▼	504

		Jan	Feb	Mar	Apr	May	Jun	Jul	Aug	Sep	Oct	Nov	Dec	Thru May	% Change	Trending	Total
Contested Divorce	2013	6	2	3	2	3	3	2	7	5	2	2	2	16			39
	2014	5	1	3	2	4	-	-	-	-	-	-	-	15	-6.3%	▼	15
Domestic and Family - Level 1	2013	2	-	1	1	-	2	-	-	2	1	1	1	4			11
	2014	-	1	1	3	2	-	-	-	-	-	-	-	7	75.0%	▲	7
Domestic and Family - Level 2	2013	-	-	-	1	3	1	1	2	1	1	3	-	4			13
	2014	2	-	-	1	1	-	-	-	-	-	-	-	4	0.0%	↔	4
General Civil - Level 1	2013	2	1	-	1	1	-	3	-	-	-	1	-	5			9
	2014	-	-	1	2	-	-	-	-	-	-	-	-	3	-40.0%	▼	3
General Civil - Level 2	2013	12	12	4	4	8	8	6	-	5	6	2	3	40			70
	2014	6	5	7	6	7	-	-	-	-	-	-	-	31	-22.5%	▼	31
General Civil - Level 3	2013	8	3	1	1	4	1	8	6	3	8	5	4	17			52
	2014	6	2	3	4	11	-	-	-	-	-	-	-	26	52.9%	▲	26
Miscellaneous	2013	116	130	84	62	57	39	37	40	37	44	56	50	449			752
	2014	37	54	49	44	35	-	-	-	-	-	-	-	219	-51.2%	▼	219
Misdemeanor	2013	9	21	4	6	9	3	8	20	10	12	12	9	49			123
	2014	12	11	3	9	7	-	-	-	-	-	-	-	42	-14.3%	▼	42
Non-Capital Felonies and Related Matters	2013	36	22	18	27	26	48	12	94	5	51	16	65	129			420
	2014	6	19	19	17	43	-	-	-	-	-	-	-	104	-19.4%	▼	104
Other	2013	2	2	-	1	-	-	2	1	1	3	1	-	5			13
	2014	1	1	3	1	-	-	-	-	-	-	-	-	6	20.0%	▲	6
Other Criminally Related Matters	2013	5	1	3	3	3	3	7	4	5	2	10	-	15			46
	2014	5	1	4	-	1	-	-	-	-	-	-	-	11	-26.7%	▼	11
Probates/Wills and Trusts - Level 2	2013	-	-	2	-	3	2	2	1	-	-	2	1	5			13
	2014	1	-	-	-	1	-	-	-	-	-	-	-	2	-60.0%	▼	2
Protective Orders	2013	1	-	-	1	-	-	-	-	-	-	-	-	2			2
	2014	1	2	1	-	-	-	-	-	-	-	-	-	4	100.0%	▲	4
Uncontested Divorce	2013	5	12	13	5	6	4	8	10	6	6	3	5	41			83
	2014	9	3	7	7	4	-	-	-	-	-	-	-	30	-26.8%	▼	30

Type of Court: Circuit

Locale/Circuit: Northampton 32

Start/End Date: Jan-13 / May-14

Type of Case: Filings

AVG. Month: 70

2013 AVG Month: 70

2014 AVG Month: 72

Jan-May 2013: 393

Jan-May 2014: 362

Filings Trending: Downward ▼

D

a

s

h

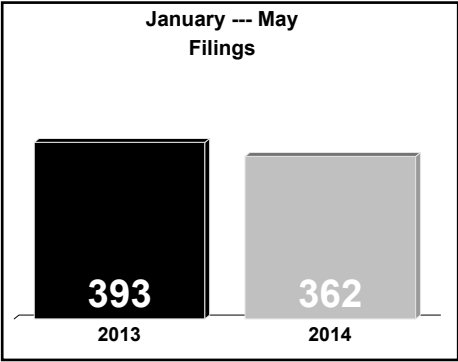
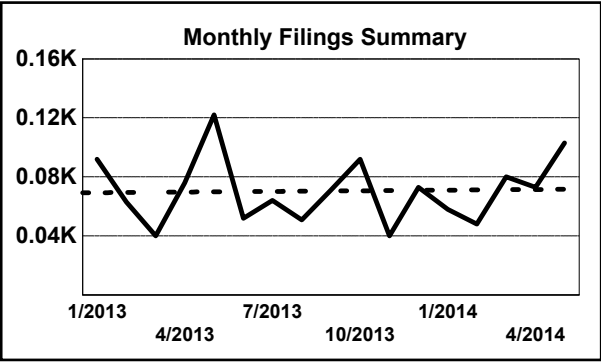
b

o

a

r

d



	Jan	Feb	Mar	Apr	May	Jun	Jul	Aug	Sep	Oct	Nov	Dec	Thru May	% Change	Trending	Total
2013	92	63	40	76	122	52	64	51	71	92	40	73	393			836
2014	58	48	80	73	103	-	-	-	-	-	-	-	362	-7.9%	▼	362

		Jan	Feb	Mar	Apr	May	Jun	Jul	Aug	Sep	Oct	Nov	Dec	Thru May	% Change	Trending	Total
Contested Divorce	2013	-	2	-	-	1	2	-	-	-	1	-	-	3			6
	2014	1	2	2	1	-	-	-	-	-	-	-	-	6	100.0%	▲	6
Domestic and Family - Lev	2013	-	-	-	-	1	1	-	-	-	-	-	-	0			2
Domestic and Family - Lev	2013	-	-	-	-	1	1	-	-	-	-	-	-	1	0.0%	↔	2
General Civil - Level 1	2013	-	1	-	1	-	-	-	1	-	-	-	-	2			3
General Civil - Level 2	2013	4	4	2	2	1	2	2	6	4	3	-	1	13			31
	2014	2	1	3	4	9	-	-	-	-	-	-	-	19	46.2%	▲	19
General Civil - Level 3	2013	8	-	4	-	10	-	5	12	3	3	-	7	22			52
	2014	2	3	1	7	2	-	-	-	-	-	-	-	15	-31.8%	▼	15
Miscellaneous	2013	43	38	14	20	12	11	8	15	16	23	16	15	127			231
	2014	16	17	23	18	25	-	-	-	-	-	-	-	99	-22.0%	▼	99
Misdemeanor	2013	14	4	7	15	30	4	14	4	7	25	13	21	70			158
	2014	16	13	22	15	26	-	-	-	-	-	-	-	92	31.4%	▲	92
Non-Capital Felonies and Related Matters	2013	17	10	6	29	54	24	27	5	36	18	9	20	116			255
Related Matters	2014	16	2	17	23	37	-	-	-	-	-	-	-	95	-18.1%	▼	95
Other	2013	-	-	2	1	-	-	-	-	-	-	-	-	3			3
Other Criminally Related Matters	2013	3	-	3	5	11	-	3	4	3	13	1	5	22			51
	2014	4	8	4	3	4	-	-	-	-	-	-	-	23	4.5%	▲	23
Probates/Wills and Trusts - Level 2	2013	2	1	-	-	1	1	-	-	-	1	-	-	4			6
	2014	-	-	2	-	-	-	-	-	-	-	-	-	2	-50.0%	▼	2
Protective Orders	2013	-	-	-	-	-	1	-	-	-	-	-	-	0			1
Uncontested Divorce	2013	1	3	2	3	1	6	3	4	2	5	1	4	10	0.0%	↔	35
	2014	1	2	6	2	-	-	-	-	-	-	-	-	11	10.0%	▲	11

Type of Court: Circuit

Locale/Circuit: Portsmouth 3

Start/End Date: Jan-13 / May-14

Type of Case: Filings

AVG. Month: 779

2013 AVG Month: 779

2014 AVG Month: 779

Jan-May 2013: 4,018

Jan-May 2014: 3,897

Filings Trending: Downward ▼

D

a

s

h

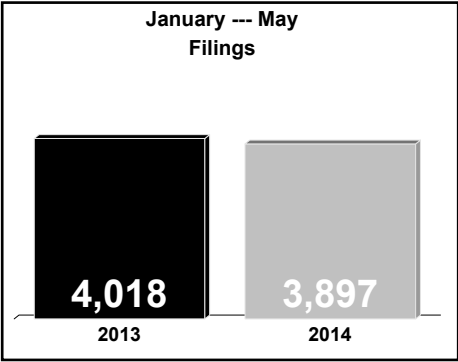
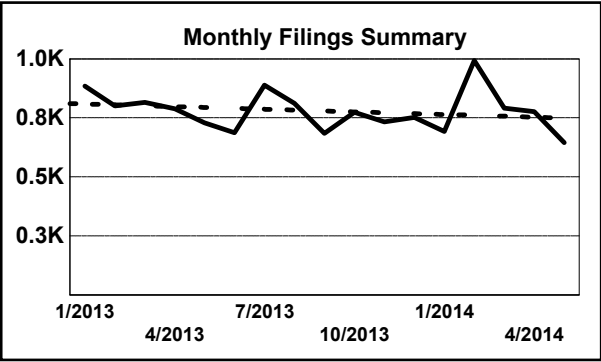
b

o

a

r

d



	Jan	Feb	Mar	Apr	May	Jun	Jul	Aug	Sep	Oct	Nov	Dec	Thru May	% Change	Trending	Total
2013	884	801	815	789	729	687	888	812	684	773	733	752	4,018			9,347
2014	693	992	791	776	645	-	-	-	-	-	-	-	3,897	-3.0%	▼	3,897

		Jan	Feb	Mar	Apr	May	Jun	Jul	Aug	Sep	Oct	Nov	Dec	Thru May	% Change	Trending	Total
Administrative Law	2013	-	-	-	-	-	1	-	1	-	1	1	2	0			6
	2014	1	-	-	-	-	-	-	-	-	-	-	-	1	0.0%	↔	1
Contested Divorce	2013	13	15	12	13	10	6	10	14	9	14	10	7	63			133
	2014	7	10	10	11	8	-	-	-	-	-	-	-	46	-27.0%	▼	46
Domestic and Family - Level 1	2013	10	7	15	13	16	11	16	13	21	13	7	17	61			159
	2014	6	15	6	12	17	-	-	-	-	-	-	-	56	-8.2%	▼	56
Domestic and Family - Level 2	2013	5	4	4	6	4	2	3	6	3	9	2	6	23			54
	2014	7	1	8	1	6	-	-	-	-	-	-	-	23	0.0%	↔	23
General Civil - Level 1	2013	1	1	5	5	2	22	10	8	5	21	15	11	14			106
	2014	22	27	1	2	33	-	-	-	-	-	-	-	85	507.1%	▲	85
General Civil - Level 2	2013	27	23	19	32	17	29	36	19	25	22	18	21	118			288
	2014	22	33	27	30	18	-	-	-	-	-	-	-	130	10.2%	▲	130
General Civil - Level 3	2013	107	146	95	98	108	62	152	208	130	69	99	105	554			1,379
	2014	119	111	92	92	74	-	-	-	-	-	-	-	488	-11.9%	▼	488
Miscellaneous	2013	311	199	199	203	171	156	171	152	145	168	155	167	1,083			2,197
	2014	190	205	188	181	155	-	-	-	-	-	-	-	919	-15.1%	▼	919
Misdemeanor	2013	96	95	133	135	132	103	117	99	93	129	129	126	591			1,387
	2014	102	108	150	99	90	-	-	-	-	-	-	-	549	-7.1%	▼	549
Non-Capital Felonies and Related Matters	2013	210	219	232	172	178	210	272	190	159	218	202	196	1,011			2,458
	2014	164	392	207	240	155	-	-	-	-	-	-	-	1,158	14.5%	▲	1,158
Other	2013	41	35	41	42	31	32	27	28	35	55	22	25	190			414
	2014	-	24	41	34	31	-	-	-	-	-	-	-	130	-31.6%	▼	130
Other Criminally Related Matters	2013	39	36	31	45	33	23	33	43	33	33	41	41	184			431
	2014	20	39	33	35	25	-	-	-	-	-	-	-	152	-17.4%	▼	152
Probates/Wills and Trusts - Level 1	2013	-	-	-	-	-	-	1	1	-	-	-	1	0			3
	2014	1	-	-	-	-	-	-	-	-	-	-	-	1	0.0%	↔	1
Probates/Wills and Trusts - Level 2	2013	8	6	6	1	7	1	6	3	6	4	6	4	28			58
	2014	8	6	6	6	5	-	-	-	-	-	-	-	31	10.7%	▲	31
Protective Orders	2013	3	1	2	-	1	1	2	2	-	-	2	2	7			16
	2014	1	2	4	1	1	-	-	-	-	-	-	-	9	28.6%	▲	9
Uncontested Divorce	2013	13	14	21	24	19	28	32	25	20	17	24	21	91			258
	2014	23	19	18	32	27	-	-	-	-	-	-	-	119	30.8%	▲	119

Type of Court: Circuit

Locale/Circuit: Norfolk 4

Start/End Date: Jan-13 / May-14

Type of Case: Filings

AVG. Month: 1,765

2013 AVG Month: 1,783

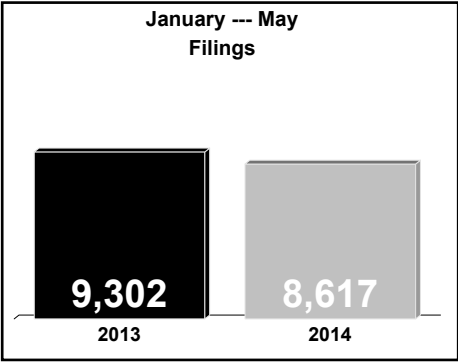
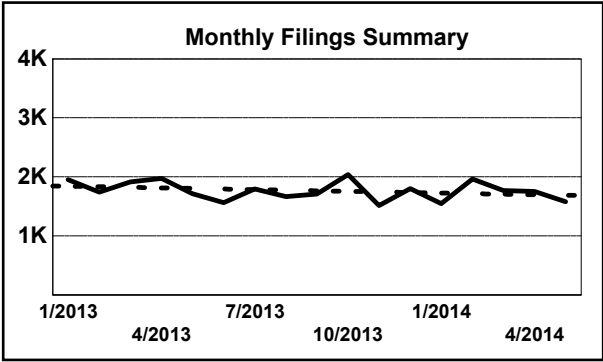
2014 AVG Month: 1,723

Jan-May 2013: 9,302

Jan-May 2014: 8,617

Filings Trending: Downward ▼

D
a
s
h
b
o
a
r
d



	Jan	Feb	Mar	Apr	May	Jun	Jul	Aug	Sep	Oct	Nov	Dec	Thru May	% Change	Trending	Total
2013	1,952	1,744	1,914	1,978	1,714	1,563	1,797	1,666	1,709	2,038	1,517	1,804	9,302			21,396
2014	1,547	1,967	1,769	1,751	1,583	-	-	-	-	-	-	-	8,617	-7.4%	▼	8,617

		Jan	Feb	Mar	Apr	May	Jun	Jul	Aug	Sep	Oct	Nov	Dec	Thru May	% Change	Trending	Total
Administrative Law	2013	1	-	-	1	2	-	1	-	3	1	-	1	4			10
	2014	4	2	1	-	1	-	-	-	-	-	-	-	8	100.0%	▲	8
Contested Divorce	2013	80	88	134	102	82	91	86	116	98	109	84	107	486			1,177
	2014	89	130	128	116	87	-	-	-	-	-	-	-	550	13.2%	▲	550
Domestic and Family - Level 1	2013	18	24	27	40	27	16	31	26	20	17	29	17	136			292
	2014	28	19	22	22	34	-	-	-	-	-	-	-	125	-8.1%	▼	125
Domestic and Family - Level 2	2013	29	22	30	17	33	20	25	24	19	18	25	18	131			280
	2014	13	20	18	19	11	-	-	-	-	-	-	-	81	-38.2%	▼	81
General Civil - Level 1	2013	9	4	6	3	6	1	4	4	-	7	3	3	28			50
	2014	2	4	5	10	1	-	-	-	-	-	-	-	22	-21.4%	▼	22
General Civil - Level 2	2013	63	59	67	50	49	57	58	73	46	72	44	53	288			691
	2014	49	63	54	80	53	-	-	-	-	-	-	-	299	3.8%	▲	299
General Civil - Level 3	2013	43	42	49	77	43	56	72	72	69	67	42	66	254			698
	2014	49	54	63	44	60	-	-	-	-	-	-	-	270	6.3%	▲	270
Miscellaneous	2013	483	459	433	411	309	287	335	312	328	322	293	318	2,095			4,290
	2014	292	435	396	348	281	-	-	-	-	-	-	-	1,752	-16.4%	▼	1,752
Misdemeanor	2013	221	162	211	212	212	150	210	157	197	201	177	228	1,018			2,338
	2014	152	194	160	214	177	-	-	-	-	-	-	-	897	-11.9%	▼	897
Non-Capital Felonies and Related Matters	2013	587	420	462	578	523	481	491	462	500	709	437	543	2,570			6,193
	2014	457	568	428	427	447	-	-	-	-	-	-	-	2,327	-9.5%	▼	2,327
Other	2013	104	103	87	107	90	91	129	97	129	100	57	127	491			1,221
	2014	112	89	105	97	76	-	-	-	-	-	-	-	479	-2.4%	▼	479
Other Criminally Related Matters	2013	88	86	106	115	87	90	107	93	87	130	84	103	482			1,176
	2014	63	93	74	116	100	-	-	-	-	-	-	-	446	-7.5%	▼	446
Probates/Wills and Trusts - Level 1	2013	1	1	-	-	1	1	-	-	-	-	1	-	3			5
	2014	1	-	-	-	-	-	-	-	-	-	-	-	1	-66.7%	▼	1
Probates/Wills and Trusts - Level 2	2013	14	16	18	16	11	18	12	12	14	10	10	7	75			158
	2014	18	11	14	8	10	-	-	-	-	-	-	-	61	-18.7%	▼	61
Protective Orders	2013	1	3	2	1	4	3	3	3	2	1	3	2	11			28
	2014	1	1	2	2	-	-	-	-	-	-	-	-	6	-45.5%	▼	6
Uncontested Divorce	2013	210	255	282	248	235	201	233	215	197	274	228	211	1,230			2,789
	2014	217	284	299	248	245	-	-	-	-	-	-	-	1,293	5.1%	▲	1,293

Type of Court: Circuit

Locale/Circuit: Isle of Wight 5

Start/End Date: Jan-13 / May-14

Type of Case: Filings

AVG. Month: 144

2013 AVG Month: 144

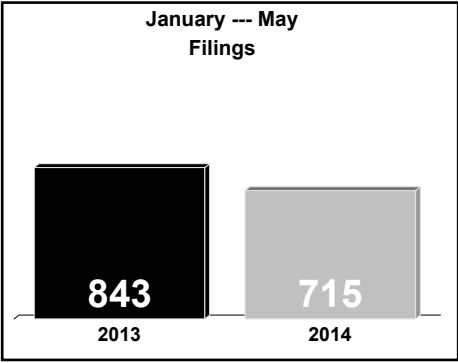
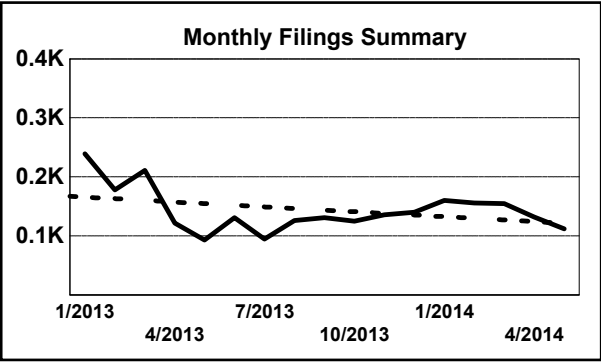
2014 AVG Month: 143

Jan-May 2013: 843

Jan-May 2014: 715

Filings Trending: Downward ▼

D
a
s
h
b
o
a
r
d



	Jan	Feb	Mar	Apr	May	Jun	Jul	Aug	Sep	Oct	Nov	Dec	Thru May	% Change	Trending	Total
2013	239	178	211	122	93	131	95	126	131	125	136	140	843			1,727
2014	160	156	155	132	112	-	-	-	-	-	-	-	715	-15.2%	▼	715

		Jan	Feb	Mar	Apr	May	Jun	Jul	Aug	Sep	Oct	Nov	Dec	Thru May	% Change	Trending	Total
Administrative Law	2013	-	-	-	-	-	-	-	-	1	-	-	-	0			1
	2014	-	-	-	1	-	-	-	-	-	-	-	-	1	0.0%	↔	1
Contested Divorce	2013	4	3	4	5	3	2	3	1	4	1	4	8	19			42
	2014	1	1	2	2	5	-	-	-	-	-	-	-	11	-42.1%	▼	11
Domestic and Family - Level 1	2013	1	2	3	-	3	1	-	2	1	1	4	2	9			20
	2014	2	5	-	1	5	-	-	-	-	-	-	-	13	44.4%	▲	13
Domestic and Family - Level 2	2013	-	-	1	2	3	2	-	-	-	4	1	3	6			16
	2014	2	2	-	1	-	-	-	-	-	-	-	-	5	-16.7%	▼	5
General Civil - Level 1	2014	-	-	-	-	1	-	-	-	-	-	-	-	1			1
	2013	4	4	7	2	3	4	1	12	6	3	-	1	20			47
General Civil - Level 2	2014	6	3	4	4	8	-	-	-	-	-	-	-	25	25.0%	▲	25
	2013	2	2	-	2	1	4	1	2	3	3	1	1	7			22
General Civil - Level 3	2014	3	7	4	1	3	-	-	-	-	-	-	-	18	157.1%	▲	18
	2013	165	115	110	80	45	57	65	69	37	66	60	59	515			928
Miscellaneous	2014	88	96	96	69	44	-	-	-	-	-	-	-	393	-23.7%	▼	393
	2013	6	8	4	3	7	15	2	5	13	6	8	-	28			77
Misdemeanor	2014	1	6	5	2	4	-	-	-	-	-	-	-	18	-35.7%	▼	18
	2013	42	31	66	19	16	28	11	17	49	20	36	51	174			386
Non-Capital Felonies and Related Matters	2014	37	20	23	37	30	-	-	-	-	-	-	-	147	-15.5%	▼	147
	2013	4	2	2	1	4	4	-	4	5	4	8	1	13			39
Other	2014	8	9	4	-	-	-	-	-	-	-	-	-	21	61.5%	▲	21
	2013	3	6	3	3	3	5	4	4	1	7	6	3	18			48
Other Criminally Related Matters	2014	2	2	6	-	3	-	-	-	-	-	-	-	13	-27.8%	▼	13
	2013	-	1	1	-	-	-	-	-	-	-	-	-	2			2
Probates/Wills and Trusts - Level 1	2014	-	-	-	1	-	-	-	-	-	-	-	-	1	-50.0%	▼	1
	2013	-	1	-	1	1	-	-	1	1	1	3	1	3			10
Probates/Wills and Trusts - Level 2	2014	4	-	-	-	4	-	-	-	-	-	-	-	8	166.7%	▲	8
	2013	8	3	10	4	4	9	8	9	10	9	5	10	29			89
Uncontested Divorce	2014	6	5	11	13	5	-	-	-	-	-	-	-	40	37.9%	▲	40

Type of Court: Circuit

Locale/Circuit: Southampton 5

Start/End Date: Jan-13 / May-14

Type of Case: Filings

AVG. Month: 164

2013 AVG Month: 167

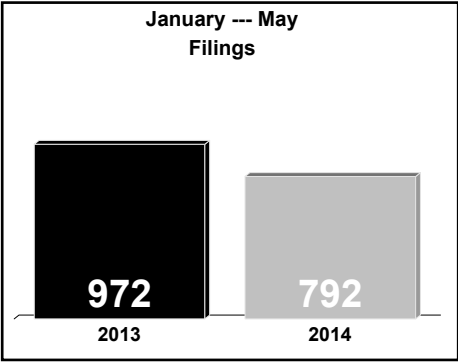
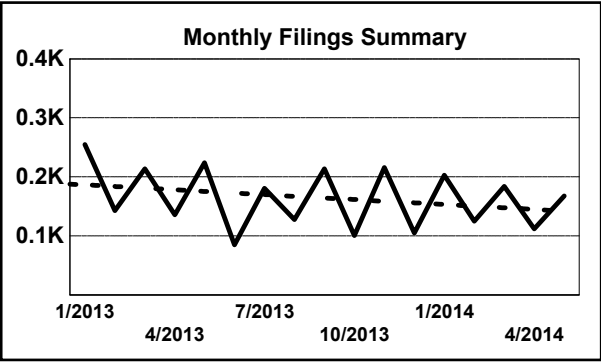
2014 AVG Month: 158

Jan-May 2013: 972

Jan-May 2014: 792

Filings Trending: Downward ▼

D
a
s
h
b
o
a
r
d



	Jan	Feb	Mar	Apr	May	Jun	Jul	Aug	Sep	Oct	Nov	Dec	Thru May	% Change	Trending	Total
2013	255	143	214	136	224	85	181	128	214	101	216	105	972			2,002
2014	203	125	184	112	168	-	-	-	-	-	-	-	792	-18.5%	▼	792

		Jan	Feb	Mar	Apr	May	Jun	Jul	Aug	Sep	Oct	Nov	Dec	Thru May	% Change	Trending	Total
Contested Divorce	2013	-	3	3	5	2	5	6	4	4	2	3	1	13			38
	2014	2	2	1	4	8	-	-	-	-	-	-	-	17	30.8%	▲	17
Domestic and Family - Level 1	2013	3	1	-	-	2	-	12	-	1	-	3	1	6			23
	2014	2	-	-	-	-	-	-	-	-	-	-	-	2	-66.7%	▼	2
Domestic and Family - Level 2	2013	1	-	-	1	-	-	1	5	-	-	-	1	2			9
	2014	-	-	2	-	-	-	-	-	-	-	-	-	2	0.0%	↔	2
General Civil - Level 1	2013	1	-	-	-	-	-	1	1	-	-	-	-	1			3
	2014	3	2	6	3	5	-	-	-	-	-	-	-	19	-5.0%	▼	19
General Civil - Level 2	2013	6	1	4	5	4	2	2	5	4	7	3	2	20			45
	2014	3	2	6	3	5	-	-	-	-	-	-	-	19	-5.0%	▼	19
General Civil - Level 3	2013	17	8	4	15	7	-	-	5	5	7	10	2	51			80
	2014	6	5	5	5	3	-	-	-	-	-	-	-	24	-52.9%	▼	24
Miscellaneous	2013	69	86	52	46	38	37	37	23	28	27	26	39	291			508
	2014	46	50	52	38	44	-	-	-	-	-	-	-	230	-21.0%	▼	230
Misdemeanor	2013	8	6	6	9	25	8	15	6	10	4	6	5	54			108
	2014	17	13	11	2	13	-	-	-	-	-	-	-	56	3.7%	▲	56
Non-Capital Felonies and Related Matters	2013	134	33	128	42	101	22	81	69	89	35	105	46	438			885
	2014	67	39	55	40	37	-	-	-	-	-	-	-	238	-45.7%	▼	238
Other	2013	1	2	-	2	2	3	1	2	-	5	2	-	7			20
	2014	1	2	2	-	2	-	-	-	-	-	-	-	7	0.0%	↔	7
Other Criminally Related Matters	2013	9	1	10	4	38	3	16	3	64	5	55	4	62			212
	2014	53	4	38	8	50	-	-	-	-	-	-	-	153	146.8%	▲	153
Probates/Wills and Trusts	2014	-	-	1	-	-	-	-	-	-	-	-	-	1			1
Probates/Wills and Trusts - Level 2	2013	1	-	-	-	-	-	1	1	1	-	-	-	1			4
	2014	1	-	1	1	-	-	-	-	-	-	-	-	3	200.0%	▲	3
Protective Orders	2013	-	-	-	-	-	-	-	1	-	-	-	-	0			1
Uncontested Divorce	2013	5	2	7	7	5	5	8	3	8	9	3	4	26	0.0%	↔	66
	2014	5	8	10	11	6	-	-	-	-	-	-	-	40	53.8%	▲	40

Type of Court: Circuit

Locale/Circuit: Suffolk 5

Start/End Date: Jan-13 / May-14

Type of Case: Filings

AVG. Month: 472

2013 AVG Month: 474

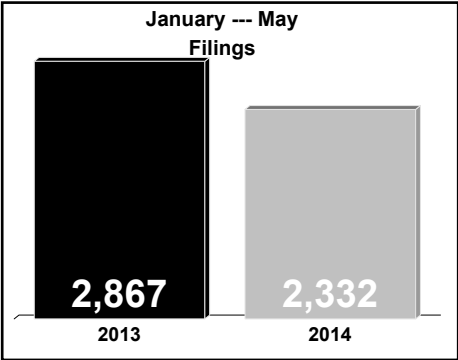
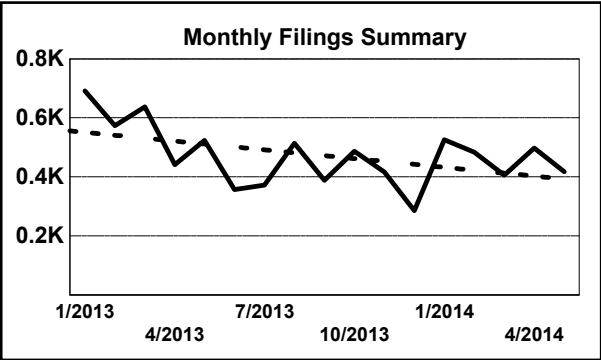
2014 AVG Month: 466

Jan-May 2013: 2,867

Jan-May 2014: 2,332

Filings Trending: Downward ▼

D
a
s
h
b
o
a
r
d



	Jan	Feb	Mar	Apr	May	Jun	Jul	Aug	Sep	Oct	Nov	Dec	Thru May	% Change	Trending	Total
2013	691	573	637	442	524	357	372	514	389	487	417	286	2,867			5,689
2014	526	484	406	498	418	-	-	-	-	-	-	-	2,332	-18.7%	▼	2,332

		Jan	Feb	Mar	Apr	May	Jun	Jul	Aug	Sep	Oct	Nov	Dec	Thru May	% Change	Trending	Total
Administrative Law	2013	-	-	-	1	-	-	1	1	-	-	1	-	1			4
	2014	-	1	-	-	1	-	-	-	-	-	-	-	2	100.0%	▲	2
Capital Murder	2013	-	-	-	-	-	-	-	-	-	1	1	6	0			8
Contested Divorce	2013	15	12	14	10	10	9	9	4	10	12	10	11	61	0.0%	↔	126
	2014	5	4	10	8	10	-	-	-	-	-	-	-	37	-39.3%	▼	37
Domestic and Family - Level 1	2013	9	5	5	4	1	6	4	3	4	6	5	1	24			53
	2014	2	3	4	5	5	-	-	-	-	-	-	-	19	-20.8%	▼	19
Domestic and Family - Level 2	2013	5	9	9	11	7	7	4	9	6	5	3	10	41			85
	2014	5	3	5	7	16	-	-	-	-	-	-	-	36	-12.2%	▼	36
General Civil - Level 1	2013	1	-	-	1	1	1	3	1	3	1	2	1	3			15
	2014	3	1	1	1	-	-	-	-	-	-	-	-	6	100.0%	▲	6
General Civil - Level 2	2013	14	16	21	22	19	18	25	16	13	13	14	10	92			201
	2014	18	14	18	19	14	-	-	-	-	-	-	-	83	-9.8%	▼	83
General Civil - Level 3	2013	7	14	9	12	11	10	7	14	6	10	9	6	53			115
	2014	7	7	7	6	6	-	-	-	-	-	-	-	33	-37.7%	▼	33
Miscellaneous	2013	250	228	203	156	124	87	111	115	97	115	115	124	961			1,725
	2014	148	166	135	126	112	-	-	-	-	-	-	-	687	-28.5%	▼	687
Misdemeanor	2013	69	51	81	30	44	47	44	51	33	69	61	22	275			602
	2014	71	46	38	63	27	-	-	-	-	-	-	-	245	-10.9%	▼	245
Non-Capital Felonies and Related Matters	2013	261	185	239	161	265	137	121	257	178	228	165	72	1,111			2,269
	2014	232	203	145	225	195	-	-	-	-	-	-	-	1,000	-10.0%	▼	1,000
Other	2013	11	6	9	11	8	9	15	10	6	5	7	6	45			103
	2014	6	11	5	6	6	-	-	-	-	-	-	-	34	-24.4%	▼	34
Other Criminally Related Matters	2013	19	4	10	7	6	9	10	11	9	9	7	3	46			104
	2014	17	4	10	9	6	-	-	-	-	-	-	-	46	0.0%	↔	46
Probates/Wills and Trusts	2013	-	-	2	-	-	-	-	-	-	1	-	-	2			3
Probates/Wills and Trusts - Level 2	2013	7	10	6	-	2	1	1	2	1	1	2	1	25			34
	2014	-	2	3	1	1	-	-	-	-	-	-	-	7	-72.0%	▼	7
Uncontested Divorce	2013	23	33	29	16	26	16	17	20	23	11	15	13	127			242
	2014	12	19	25	22	19	-	-	-	-	-	-	-	97	-23.6%	▼	97

Type of Court: Circuit

Locale/Circuit: Brunswick 6

Start/End Date: Jan-13 / May-14

Type of Case: Filings

AVG. Month: 86

2013 AVG Month: 85

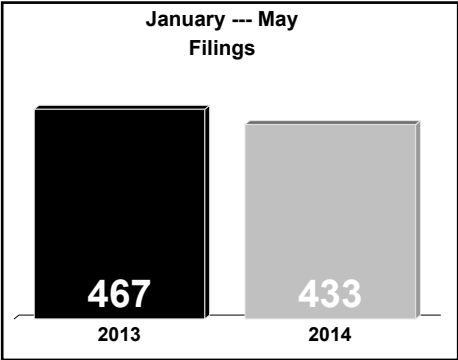
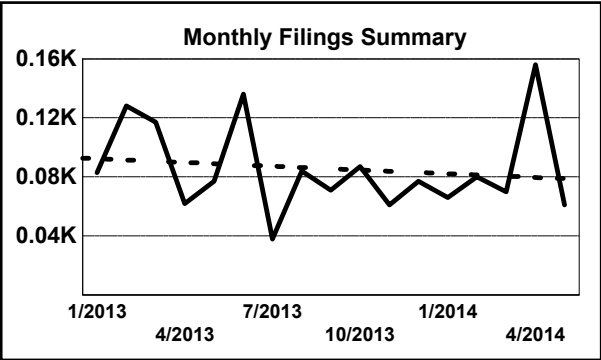
2014 AVG Month: 87

Jan-May 2013: 467

Jan-May 2014: 433

Filings Trending: Downward ▼

D
a
s
h
b
o
a
r
d



	Jan	Feb	Mar	Apr	May	Jun	Jul	Aug	Sep	Oct	Nov	Dec	Thru May	% Change	Trending	Total
2013	83	128	117	62	77	136	38	84	71	87	61	77	467			1,021
2014	66	80	70	156	61	-	-	-	-	-	-	-	433	-7.3%	▼	433

		Jan	Feb	Mar	Apr	May	Jun	Jul	Aug	Sep	Oct	Nov	Dec	Thru May	% Change	Trending	Total
Contested Divorce	2013	2	-	1	-	2	1	-	-	1	-	-	1	5			8
	2014	-	1	1	2	2	-	-	-	-	-	-	-	6	20.0%	▲	6
Domestic and Family - Level 1	2013	1	1	1	-	1	1	-	-	2	-	-	-	4			7
	2014	-	-	-	5	-	-	-	-	-	-	-	-	5	25.0%	▲	5
Domestic and Family - Level 2	2013	-	-	-	-	-	-	-	-	1	-	-	1	0			2
	2014	-	-	1	-	-	-	-	-	-	-	-	-	1	0.0%	↔	1
General Civil - Level 1	2013	-	-	-	-	-	-	-	-	-	1	-	-	0			1
	2014	-	1	-	-	-	-	-	-	-	-	-	-	1	0.0%	↔	1
General Civil - Level 2	2013	5	-	2	1	2	2	2	3	1	1	-	1	10			20
	2014	-	-	1	5	3	-	-	-	-	-	-	-	9	-10.0%	▼	9
General Civil - Level 3	2013	2	2	-	3	-	3	4	-	-	3	-	1	7			18
	2014	1	1	1	2	1	-	-	-	-	-	-	-	6	-14.3%	▼	6
Miscellaneous	2013	32	28	38	20	19	16	15	15	22	21	23	19	137			268
	2014	25	47	26	26	23	-	-	-	-	-	-	-	147	7.3%	▲	147
Misdemeanor	2013	17	26	16	16	15	34	-	26	9	34	10	15	90			218
	2014	16	13	10	34	4	-	-	-	-	-	-	-	77	-14.4%	▼	77
Non-Capital Felonies and Related Matters	2013	21	66	50	17	26	73	16	37	24	21	22	35	180			408
	2014	13	15	23	74	23	-	-	-	-	-	-	-	148	-17.8%	▼	148
Other	2013	-	1	-	1	-	-	-	-	2	1	1	-	2			6
	2014	-	-	-	-	1	-	-	-	-	-	-	-	1	-50.0%	▼	1
Other Criminally Related Matters	2013	-	2	6	-	7	3	-	1	1	-	3	1	15			24
	2014	9	1	3	3	-	-	-	-	-	-	-	-	16	6.7%	▲	16
Probates/Wills and Trusts - Level 2	2013	-	-	-	1	1	1	-	-	-	1	-	-	2			4
	2014	-	-	1	1	-	-	-	-	-	-	-	-	2	0.0%	↔	2
Uncontested Divorce	2013	3	2	3	3	4	2	1	2	8	4	2	3	15			37
	2014	2	1	3	4	4	-	-	-	-	-	-	-	14	-6.7%	▼	14

Type of Court: Circuit

Locale/Circuit: Greenville 6

Start/End Date: Jan-13 / May-14

Type of Case: Filings

AVG. Month: 68

2013 AVG Month: 69

2014 AVG Month: 66

Jan-May 2013: 335

Jan-May 2014: 331

Filings Trending: Steady ↔

D

a

s

h

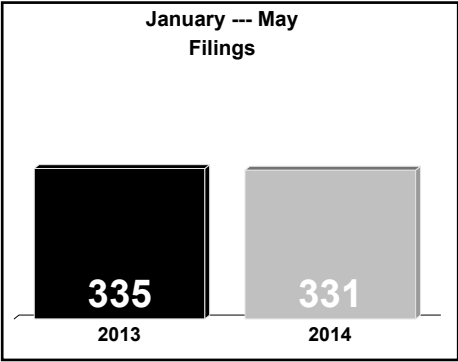
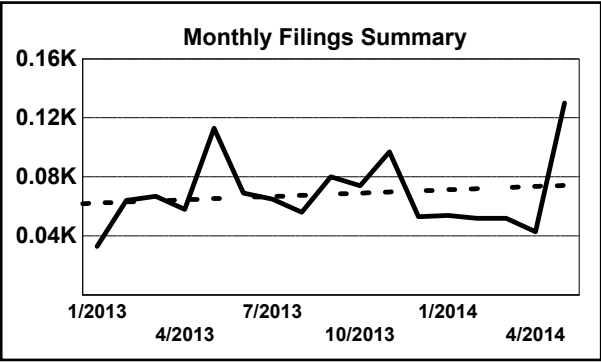
b

o

a

r

d



	Jan	Feb	Mar	Apr	May	Jun	Jul	Aug	Sep	Oct	Nov	Dec	Thru May	% Change	Trending	Total
2013	33	64	67	58	113	69	65	56	80	74	97	53	335			829
2014	54	52	52	43	130	-	-	-	-	-	-	-	331	-1.2%	▼	331

		Jan	Feb	Mar	Apr	May	Jun	Jul	Aug	Sep	Oct	Nov	Dec	Thru May	% Change	Trending	Total
Administrative Law	2013	-	-	-	-	-	-	-	-	-	1	-	-	0			1
	2014	-	-	1	1	1	-	-	-	-	-	-	-	3	0.0%	↔	3
Contested Divorce	2013	1	2	4	2	5	2	1	2	1	1	-	1	14			22
	2014	1	1	2	1	2	-	-	-	-	-	-	1	7	-50.0%	▼	7
Domestic and Family - Level 1	2013	2	-	1	-	1	3	-	-	-	-	1	1	4			9
	2014	-	-	1	1	-	-	-	-	-	-	-	-	2	-50.0%	▼	2
Domestic and Family - Level 2	2013	-	-	-	-	1	-	-	2	-	-	1	-	1			4
	2014	1	-	-	-	-	-	-	-	-	-	-	-	1	0.0%	↔	1
General Civil - Level 1	2013	-	-	-	1	2	-	-	-	-	-	-	-	3			3
	2014	-	-	-	1	-	-	-	-	-	-	-	-	1	-66.7%	▼	1
General Civil - Level 2	2013	4	9	7	3	6	3	1	3	4	8	3	5	29			56
	2014	2	3	1	1	6	-	-	-	-	-	-	-	13	-55.2%	▼	13
General Civil - Level 3	2013	1	1	1	6	1	3	4	2	21	4	7	2	10			53
	2014	2	3	-	-	3	-	-	-	-	-	-	-	8	-20.0%	▼	8
Miscellaneous	2013	-	7	9	6	3	4	9	5	5	12	4	6	25			70
	2014	8	6	9	4	9	-	-	-	-	-	-	-	36	44.0%	▲	36
Misdemeanor	2013	5	4	8	4	23	3	6	10	9	5	10	7	44			94
	2014	4	6	5	6	31	-	-	-	-	-	-	-	52	18.2%	▲	52
Non-Capital Felonies and Related Matters	2013	16	37	31	26	63	49	42	22	39	32	58	27	173			442
	2014	31	25	27	21	67	-	-	-	-	-	-	-	171	-1.2%	▼	171
Other	2014	-	-	-	-	1	-	-	-	-	-	-	-	1			1
Other Criminally Related Matters	2013	1	-	4	8	3	-	1	7	-	3	8	1	16			36
	2014	3	5	1	2	3	-	-	-	-	-	-	-	14	-12.5%	▼	14
Probates/Wills and Trusts	2014	-	1	-	-	-	-	-	-	-	-	-	-	1			1
Uncontested Divorce	2013	3	4	2	2	5	2	1	3	1	8	5	3	16			39
	2014	2	2	5	5	7	-	-	-	-	-	-	-	21	31.3%	▲	21

Type of Court: Circuit

Locale/Circuit: Prince George 6

Start/End Date: Jan-13 / May-14

Type of Case: Filings

AVG. Month: 178

2013 AVG Month: 181

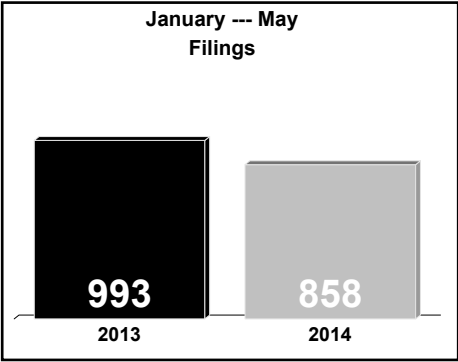
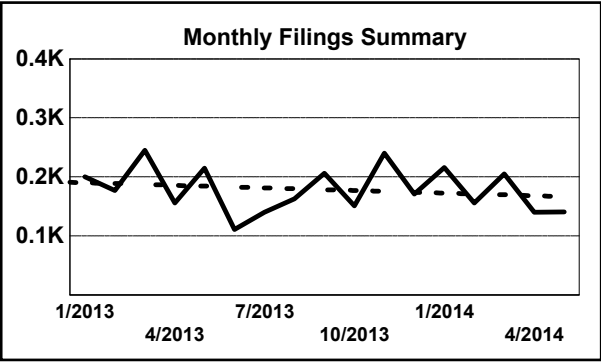
2014 AVG Month: 172

Jan-May 2013: 993

Jan-May 2014: 858

Filings Trending: Downward ▼

D
a
s
h
b
o
a
r
d

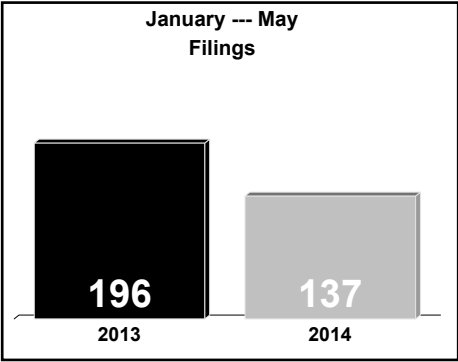
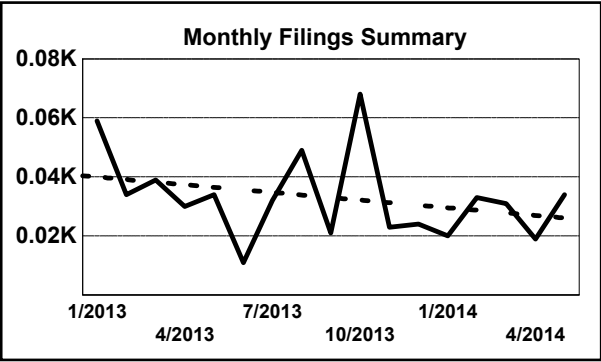


	Jan	Feb	Mar	Apr	May	Jun	Jul	Aug	Sep	Oct	Nov	Dec	Thru May	% Change	Trending	Total
2013	200	177	245	156	215	111	140	163	206	151	240	171	993			2,175
2014	216	156	205	140	141	-	-	-	-	-	-	-	858	-13.6%	▼	858

		Jan	Feb	Mar	Apr	May	Jun	Jul	Aug	Sep	Oct	Nov	Dec	Thru May	% Change	Trending	Total
Administrative Law	2013	1	1	-	-	1	-	-	-	1	-	-	1	3			5
	2014	-	1	-	-	-	-	-	-	-	-	-	-	1	-66.7%	▼	1
Contested Divorce	2013	-	3	7	7	5	1	2	1	8	7	5	1	22			47
	2014	5	3	3	4	6	-	-	-	-	-	-	-	21	-4.5%	▼	21
Domestic and Family - Level 1	2013	2	2	1	2	8	2	9	5	3	9	4	1	15			48
	2014	2	1	13	2	4	-	-	-	-	-	-	-	22	46.7%	▲	22
Domestic and Family - Level 2	2013	2	1	1	2	-	1	2	2	6	-	-	2	6			19
	2014	-	1	2	-	5	-	-	-	-	-	-	-	8	33.3%	▲	8
General Civil - Level 1	2013	-	-	-	-	-	-	-	-	-	1	-	-	0			1
	2014	-	-	-	-	1	-	-	-	-	-	-	-	1	0.0%	↔	1
General Civil - Level 2	2013	5	1	7	2	5	10	8	7	4	8	3	6	20			66
	2014	6	2	5	6	5	-	-	-	-	-	-	-	24	20.0%	▲	24
General Civil - Level 3	2013	1	5	7	2	2	3	1	5	2	1	2	2	17			33
	2014	1	1	1	1	-	-	-	-	-	-	-	-	4	-76.5%	▼	4
Miscellaneous	2013	125	117	105	78	56	41	49	56	59	59	64	75	481			884
	2014	87	80	101	69	50	-	-	-	-	-	-	-	387	-19.5%	▼	387
Misdemeanor	2013	13	11	19	8	24	13	18	15	26	17	31	11	75			206
	2014	27	17	12	9	12	-	-	-	-	-	-	-	77	2.7%	▲	77
Non-Capital Felonies and Related Matters	2013	36	22	76	36	103	25	41	57	74	31	115	56	273			672
	2014	67	36	49	31	32	-	-	-	-	-	-	-	215	-21.2%	▼	215
Other	2013	2	1	1	5	-	3	1	3	5	2	2	3	9			28
	2014	2	6	5	3	1	-	-	-	-	-	-	-	17	88.9%	▲	17
Other Criminally Related Matters	2013	9	4	6	6	1	5	5	2	7	8	2	6	26			61
	2014	6	3	4	4	14	-	-	-	-	-	-	-	31	19.2%	▲	31
Probates/Wills and Trusts - Level 2	2013	-	1	1	1	1	1	-	-	-	2	3	-	4			10
	2014	2	1	1	-	2	-	-	-	-	-	-	-	6	50.0%	▲	6
Uncontested Divorce	2013	4	8	14	7	9	6	4	10	11	6	9	7	42			95
	2014	11	4	9	11	9	-	-	-	-	-	-	-	44	4.8%	▲	44

Type of Court: Circuit
Locale/Circuit: Surry 6
Start/End Date: Jan-13 / May-14
Type of Case: Filings
AVG. Month: 33
2013 AVG Month: 35
2014 AVG Month: 27
Jan-May 2013: 196
Jan-May 2014: 137
Filings Trending: Downward ▼

D
a
s
h
b
o
a
r
d



	Jan	Feb	Mar	Apr	May	Jun	Jul	Aug	Sep	Oct	Nov	Dec	Thru May	% Change	Trending	Total
2013	59	34	39	30	34	11	32	49	21	68	23	24	196			424
2014	20	33	31	19	34	-	-	-	-	-	-	-	137	-30.1%	▼	137

		Jan	Feb	Mar	Apr	May	Jun	Jul	Aug	Sep	Oct	Nov	Dec	Thru May	% Change	Trending	Total
Contested Divorce	2013	-	2	2	-	-	-	1	1	-	3	1	-	4			10
	2014	1	-	3	2	-	-	-	-	-	-	-	-	6	50.0%	▲	6
Domestic and Family - Lev	2013	-	-	-	-	-	-	1	-	-	-	-	-	0			1
General Civil - Level 1	2013	-	1	2	-	-	-	-	-	-	-	-	-	3	0.0%	↔	3
General Civil - Level 2	2013	2	5	3	-	4	1	3	2	2	1	-	2	14			25
	2014	1	1	-	1	-	-	-	-	-	-	-	-	3	-78.6%	▼	3
General Civil - Level 3	2013	2	1	2	-	1	-	-	2	-	4	3	-	6			15
	2014	1	6	3	6	4	-	-	-	-	-	-	-	20	233.3%	▲	20
Miscellaneous	2013	21	22	17	20	7	7	13	13	14	15	11	16	87			176
	2014	12	18	19	8	12	-	-	-	-	-	-	-	69	-20.7%	▼	69
Misdemeanor	2013	11	-	3	-	9	-	9	2	3	-	1	3	23			41
	2014	2	-	2	-	1	-	-	-	-	-	-	-	5	-78.3%	▼	5
Non-Capital Felonies and Related Matters	2013	17	1	7	6	11	2	5	25	2	43	5	-	42			124
	2014	-	6	2	-	11	-	-	-	-	-	-	-	19	-54.8%	▼	19
Other	2013	2	-	-	-	-	-	-	1	-	1	1	1	2			6
	2014	-	1	-	-	2	-	-	-	-	-	-	-	3	50.0%	▲	3
Other Criminally Related Matters	2013	-	1	-	-	1	-	-	1	-	-	-	1	2			4
	2014	1	-	-	1	-	-	-	-	-	-	-	-	2	0.0%	↔	2
Probates/Wills and Trusts	2013	-	-	1	-	-	-	-	-	-	-	-	-	1			1
Uncontested Divorce	2013	4	1	2	4	1	1	-	2	-	1	1	1	12			18
	2014	2	1	2	1	4	-	-	-	-	-	-	-	10	-16.7%	▼	10

Type of Court: Circuit

Locale/Circuit: Sussex 6

Start/End Date: Jan-13 / May-14

Type of Case: Filings

AVG. Month: 50

2013 AVG Month: 49

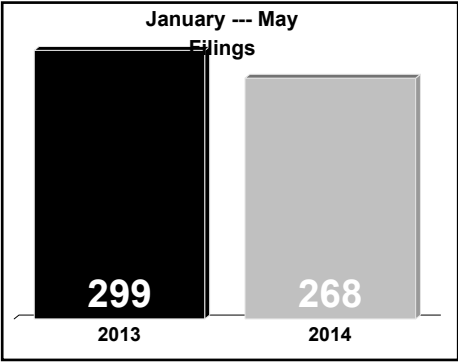
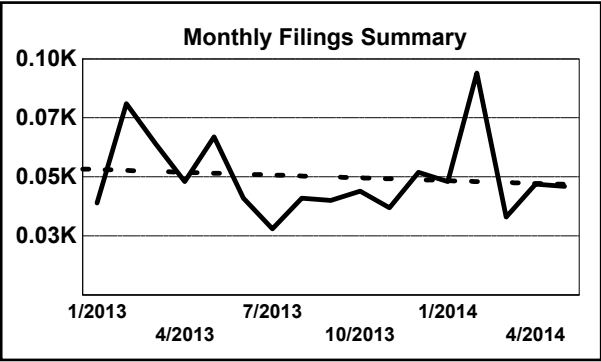
2014 AVG Month: 54

Jan-May 2013: 299

Jan-May 2014: 268

Filings Trending: Downward ▼

D
a
s
h
b
o
a
r
d



	Jan	Feb	Mar	Apr	May	Jun	Jul	Aug	Sep	Oct	Nov	Dec	Thru May	% Change	Trending	Total
2013	39	81	64	48	67	41	28	41	40	44	37	52	299			582
2014	48	94	33	47	46	-	-	-	-	-	-	-	268	-10.4%	▼	268

		Jan	Feb	Mar	Apr	May	Jun	Jul	Aug	Sep	Oct	Nov	Dec	Thru May	% Change	Trending	Total
Administrative Law	2013	-	-	-	-	1	-	-	1	-	-	-	-	1			2
Contested Divorce	2013	1	1	-	-	-	-	-	1	2	-	-	2	2			7
	2014	1	1	1	-	-	-	-	-	-	-	-	-	3	50.0%	▲	3
Domestic and Family - Level 1	2013	-	-	3	3	3	-	-	-	-	-	-	-	9			9
	2014	-	-	4	-	-	-	-	-	-	-	-	-	4	-55.6%	▼	4
Domestic and Family - Level 2	2013	-	1	-	1	-	-	1	-	-	-	1	-	2			4
	2014	-	1	-	-	-	-	-	-	-	-	-	-	1	-50.0%	▼	1
General Civil - Level 1	2013	-	-	1	-	1	-	-	-	2	-	-	-	2			4
	2014	-	-	-	-	1	-	-	-	-	-	-	-	1	-50.0%	▼	1
General Civil - Level 2	2013	2	3	-	2	-	-	-	3	3	-	2	-	7			15
	2014	1	3	2	-	5	-	-	-	-	-	-	-	11	57.1%	▲	11
General Civil - Level 3	2013	-	2	2	-	1	1	1	1	-	-	1	-	5			9
	2014	15	22	-	1	2	-	-	-	-	-	-	-	40	700.0%	▲	40
Miscellaneous	2013	21	30	20	11	11	13	6	10	13	19	6	18	93			178
	2014	19	16	16	26	14	-	-	-	-	-	-	-	91	-2.2%	▼	91
Misdemeanor	2013	3	12	5	11	6	8	4	8	5	10	7	11	37			90
	2014	1	19	4	4	7	-	-	-	-	-	-	-	35	-5.4%	▼	35
Non-Capital Felonies and Related Matters	2013	8	15	25	7	38	8	11	4	11	11	8	12	93			158
	2014	8	20	2	11	9	-	-	-	-	-	-	-	50	-46.2%	▼	50
Other	2013	-	-	-	-	-	1	-	-	1	-	-	-	0			2
	2014	-	1	-	-	-	-	-	-	-	-	-	-	1	0.0%	↔	1
Other Criminally Related Matters	2013	2	16	3	12	4	9	5	11	3	3	11	7	37			86
	2014	-	8	3	4	5	-	-	-	-	-	-	-	20	-45.9%	▼	20
Probates/Wills and Trusts	2014	-	1	-	-	-	-	-	-	-	-	-	-	1			1
Probates/Wills and Trusts - Level 2	2013	-	-	2	-	1	1	-	-	-	-	-	-	3			4
	2014	-	1	-	-	-	-	-	-	-	-	-	-	1	-66.7%	▼	1
Uncontested Divorce	2013	2	1	3	1	1	-	-	2	-	1	1	2	8			14
	2014	3	1	1	1	3	-	-	-	-	-	-	-	9	12.5%	▲	9

Type of Court: Circuit

Locale/Circuit: Hopewell 6

Start/End Date: Jan-13 / May-14

Type of Case: Filings

AVG. Month: 132

2013 AVG Month: 139

2014 AVG Month: 116

Jan-May 2013: 882

Jan-May 2014: 579

Filings Trending: Downward ▼

D

a

s

h

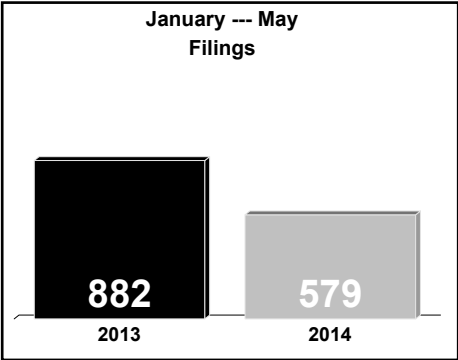
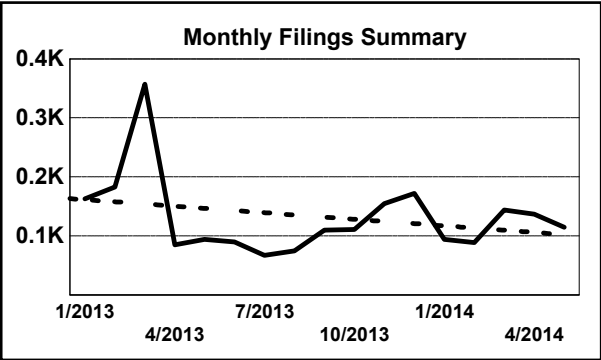
b

o

a

r

d



	Jan	Feb	Mar	Apr	May	Jun	Jul	Aug	Sep	Oct	Nov	Dec	Thru May	% Change	Trending	Total
2013	163	183	357	85	94	90	67	75	110	111	155	172	882			1,662
2014	94	89	144	137	115	-	-	-	-	-	-	-	579	-34.4%	▼	579

		Jan	Feb	Mar	Apr	May	Jun	Jul	Aug	Sep	Oct	Nov	Dec	Thru May	% Change	Trending	Total
Contested Divorce	2013	2	3	7	2	1	5	2	2	-	1	1	2	15			28
	2014	1	4	4	2	1	-	-	-	-	-	-	-	12	-20.0%	▼	12
Domestic and Family - Level 1	2013	7	8	9	-	2	-	4	11	7	3	8	5	26			64
	2014	1	8	5	5	6	-	-	-	-	-	-	-	25	-3.8%	▼	25
Domestic and Family - Level 2	2013	-	2	3	1	3	-	-	-	-	1	-	-	9			10
	2014	1	1	2	2	-	-	-	-	-	-	-	-	6	-33.3%	▼	6
General Civil - Level 1	2013	-	-	-	-	-	1	-	1	-	-	-	1	0			3
	2014	3	9	3	3	2	2	6	6	2	2	4	4	20	0.0%	↔	46
General Civil - Level 2	2013	3	9	3	3	2	2	6	6	2	2	4	4	20	0.0%	↔	46
	2014	2	5	2	4	1	-	-	-	-	-	-	-	14	-30.0%	▼	14
General Civil - Level 3	2013	5	4	2	3	5	-	-	5	1	1	5	4	19			35
	2014	3	-	3	6	2	-	-	-	-	-	-	-	14	-26.3%	▼	14
Miscellaneous	2013	64	49	48	34	32	20	19	16	25	33	26	30	227			396
	2014	34	39	37	42	30	-	-	-	-	-	-	-	182	-19.8%	▼	182
Misdemeanor	2013	9	23	27	10	13	7	13	9	18	11	16	28	82			184
	2014	6	12	13	7	13	-	-	-	-	-	-	-	51	-37.8%	▼	51
Non-Capital Felonies and Related Matters	2013	70	72	246	30	32	45	18	22	52	55	90	89	450			821
	2014	41	17	69	52	48	-	-	-	-	-	-	-	227	-49.6%	▼	227
Other	2013	1	3	1	-	2	1	-	1	-	1	-	1	7			11
	2014	-	-	-	1	1	-	-	-	-	-	-	-	2	-71.4%	▼	2
Other Criminally Related Matters	2013	-	1	1	-	-	1	2	-	3	2	1	2	2			13
	2014	1	-	-	4	4	-	-	-	-	-	-	-	9	350.0%	▲	9
Probates/Wills and Trusts	2014	-	-	1	-	-	-	-	-	-	-	-	-	1			1
Probates/Wills and Trusts - Level 2	2013	-	-	-	1	-	2	1	-	-	-	-	1	1			5
	2014	-	1	1	-	3	-	-	-	-	-	-	-	5	400.0%	▲	5
Protective Orders	2013	1	2	-	-	-	-	-	-	-	-	-	-	3			3
	2014	-	-	1	1	-	-	-	-	-	-	-	-	2	-33.3%	▼	2
Uncontested Divorce	2013	1	7	10	1	2	6	2	2	2	1	4	5	21			43
	2014	4	2	6	11	6	-	-	-	-	-	-	-	29	38.1%	▲	29

Type of Court: Circuit

Locale/Circuit: Newport News 7

Start/End Date: Jan-13 / May-14

Type of Case: Filings

AVG. Month: 883

2013 AVG Month: 882

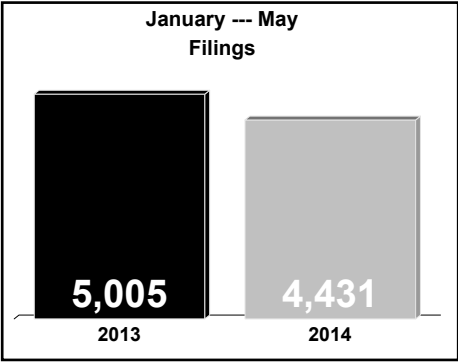
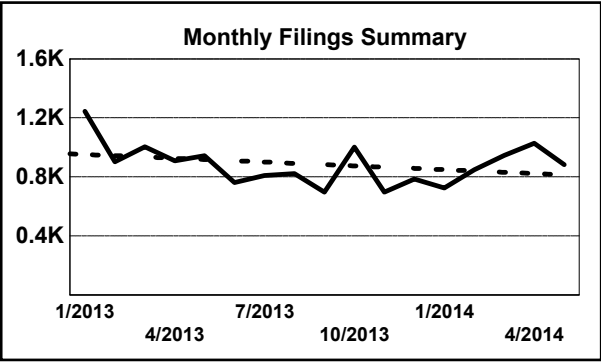
2014 AVG Month: 886

Jan-May 2013: 5,005

Jan-May 2014: 4,431

Filings Trending: Downward ▼

D
a
s
h
b
o
a
r
d



	Jan	Feb	Mar	Apr	May	Jun	Jul	Aug	Sep	Oct	Nov	Dec	Thru May	% Change	Trending	Total
2013	1,245	903	1,004	909	944	761	810	823	697	1,001	697	786	5,005			10,580
2014	725	848	946	1,029	883	-	-	-	-	-	-	-	4,431	-11.5%	▼	4,431

		Jan	Feb	Mar	Apr	May	Jun	Jul	Aug	Sep	Oct	Nov	Dec	Thru May	% Change	Trending	Total
Administrative Law	2013	-	2	2	1	3	1	1	2	-	-	-	1	8			13
	2014	-	1	1	1	1	-	-	-	-	-	-	-	4	-50.0%	▼	4
Contested Divorce	2013	28	15	28	21	30	15	23	23	19	13	17	13	122			245
	2014	15	24	25	16	19	-	-	-	-	-	-	-	99	-18.9%	▼	99
Domestic and Family - Level 1	2013	24	20	23	29	27	25	18	31	18	27	6	25	123			273
	2014	9	16	32	15	31	-	-	-	-	-	-	-	103	-16.3%	▼	103
Domestic and Family - Level 2	2013	3	4	5	6	4	4	8	6	1	11	6	7	22			65
	2014	3	4	3	4	7	-	-	-	-	-	-	-	21	-4.5%	▼	21
General Civil - Level 1	2013	61	29	8	45	36	8	33	24	8	56	10	6	179			324
	2014	14	8	34	8	35	-	-	-	-	-	-	-	99	-44.7%	▼	99
General Civil - Level 2	2013	31	30	18	40	40	25	30	34	23	31	31	25	159			358
	2014	23	39	31	35	34	-	-	-	-	-	-	-	162	1.9%	▲	162
General Civil - Level 3	2013	15	14	20	17	13	9	21	20	10	12	13	19	79			183
	2014	8	17	19	12	9	-	-	-	-	-	-	-	65	-17.7%	▼	65
Miscellaneous	2013	372	327	324	233	233	163	164	187	211	190	170	205	1,489			2,779
	2014	253	291	243	223	196	-	-	-	-	-	-	-	1,206	-19.0%	▼	1,206
Misdemeanor	2013	147	119	141	106	128	112	116	112	115	117	111	139	641			1,463
	2014	69	75	156	125	141	-	-	-	-	-	-	-	566	-11.7%	▼	566
Non-Capital Felonies and Related Matters	2013	328	150	233	231	231	185	213	188	109	343	189	204	1,173			2,604
	2014	169	185	183	349	246	-	-	-	-	-	-	-	1,132	-3.5%	▼	1,132
Other	2013	43	29	44	39	47	44	44	39	39	39	35	27	202			469
	2014	36	35	43	48	42	-	-	-	-	-	-	-	204	1.0%	▲	204
Other Criminally Related Matters	2013	145	87	90	86	94	112	86	116	102	112	68	84	502			1,182
	2014	93	96	114	136	68	-	-	-	-	-	-	-	507	1.0%	▲	507
Probates/Wills and Trusts - Level 1	2013	-	1	-	1	-	-	-	-	1	2	-	-	2			5
	2014	1	1	2	-	-	-	-	-	-	-	-	-	4	100.0%	▲	4
Probates/Wills and Trusts - Level 2	2013	1	1	1	-	-	-	-	-	-	-	-	-	3			3
	2014	-	-	1	1	1	-	-	-	-	-	-	-	3	0.0%	↔	3
Protective Orders	2013	1	3	-	1	4	1	5	5	2	4	1	1	9			28
	2014	1	2	5	3	4	-	-	-	-	-	-	-	15	66.7%	▲	15
Uncontested Divorce	2013	46	72	67	53	54	57	48	36	39	44	40	30	292			586
	2014	31	54	54	53	49	-	-	-	-	-	-	-	241	-17.5%	▼	241

Type of Court: Circuit

Locale/Circuit: Hampton 8

Start/End Date: Jan-13 / May-14

Type of Case: Filings

AVG. Month: 643

2013 AVG Month: 631

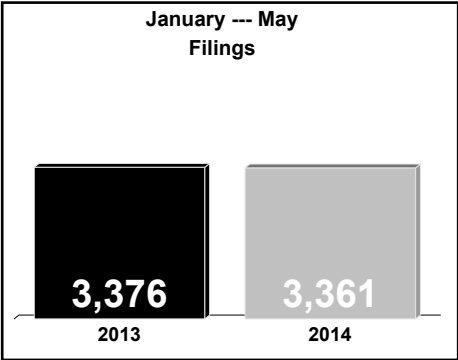
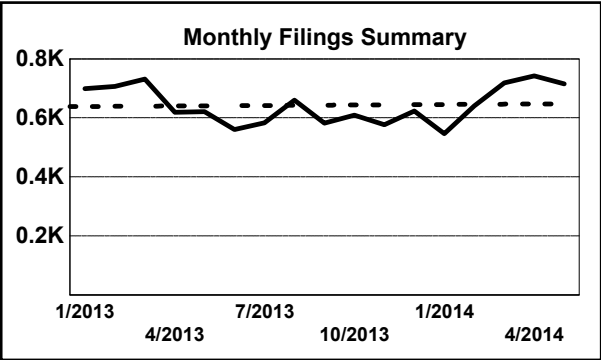
2014 AVG Month: 672

Jan-May 2013: 3,376

Jan-May 2014: 3,361

Filings Trending: Steady ↔

D
a
s
h
b
o
a
r
d

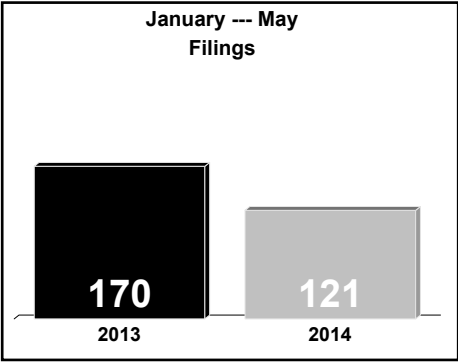
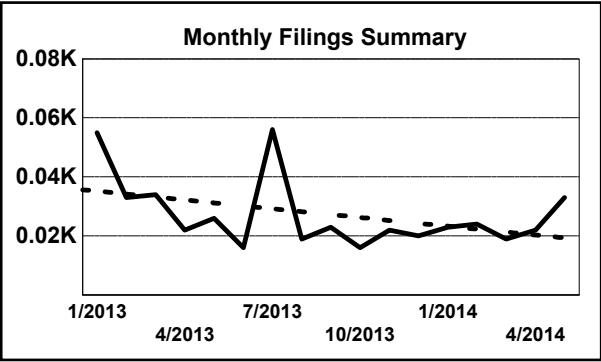


	Jan	Feb	Mar	Apr	May	Jun	Jul	Aug	Sep	Oct	Nov	Dec	Thru May	% Change	Trending	Total
2013	699	706	731	619	621	561	583	660	582	609	577	623	3,376			7,571
2014	546	640	718	742	715	-	-	-	-	-	-	-	3,361	-0.4%	▼	3,361

		Jan	Feb	Mar	Apr	May	Jun	Jul	Aug	Sep	Oct	Nov	Dec	Thru May	% Change	Trending	Total
Administrative Law	2013	1	-	-	-	1	1	1	1	-	1	1	-	2			7
	2014	3	-	-	-	-	-	-	-	-	-	-	-	3	50.0%	▲	3
Contested Divorce	2013	25	14	24	16	21	14	10	13	17	22	12	8	100			196
	2014	18	19	17	21	18	-	-	-	-	-	-	-	93	-7.0%	▼	93
Domestic and Family - Level 1	2013	11	15	11	9	18	9	12	15	8	13	25	4	64			150
	2014	4	11	12	17	10	-	-	-	-	-	-	-	54	-15.6%	▼	54
Domestic and Family - Level 2	2013	40	16	68	35	20	13	4	20	40	26	53	36	179			371
	2014	12	26	81	138	63	-	-	-	-	-	-	-	320	78.8%	▲	320
General Civil - Level 1	2013	-	1	1	2	2	2	-	3	2	2	1	1	6			17
	2014	4	1	4	2	5	-	-	-	-	-	-	-	16	166.7%	▲	16
General Civil - Level 2	2013	27	20	23	25	20	24	29	27	21	16	31	13	115			276
	2014	23	11	25	29	20	-	-	-	-	-	-	-	108	-6.1%	▼	108
General Civil - Level 3	2013	17	14	15	14	19	17	12	13	13	11	9	9	79			163
	2014	4	10	7	9	5	-	-	-	-	-	-	-	35	-55.7%	▼	35
Miscellaneous	2013	294	310	253	211	150	157	153	200	147	151	158	173	1,218			2,357
	2014	175	219	224	190	151	-	-	-	-	-	-	-	959	-21.3%	▼	959
Misdemeanor	2013	28	55	43	37	57	57	51	38	36	49	41	55	220			547
	2014	39	41	52	44	59	-	-	-	-	-	-	-	235	6.8%	▲	235
Non-Capital Felonies and Related Matters	2013	127	144	151	150	180	164	183	180	177	174	146	210	752			1,986
	2014	136	177	154	180	233	-	-	-	-	-	-	-	880	17.0%	▲	880
Other	2013	58	54	60	57	59	35	49	69	58	61	61	53	288			674
	2014	51	66	50	58	83	-	-	-	-	-	-	-	308	6.9%	▲	308
Other Criminally Related Matters	2013	21	20	31	19	27	23	44	20	30	35	11	31	118			312
	2014	47	16	45	22	36	-	-	-	-	-	-	-	166	40.7%	▲	166
Probates/Wills and Trusts - Level 1	2013	1	-	-	2	4	3	1	2	-	-	-	1	7			14
	2014	1	-	1	1	-	-	-	-	-	-	-	-	3	-57.1%	▼	3
Probates/Wills and Trusts - Level 2	2013	6	5	1	7	3	9	3	6	6	4	4	2	22			56
	2014	6	3	6	2	2	-	-	-	-	-	-	-	19	-13.6%	▼	19
Uncontested Divorce	2013	43	38	50	35	40	33	31	53	27	44	24	27	206			445
	2014	23	40	40	29	30	-	-	-	-	-	-	-	162	-21.4%	▼	162

Type of Court: Circuit
Locale/Circuit: Charles City 9
Start/End Date: Jan-13 / May-14
Type of Case: Filings
AVG. Month: 27
2013 AVG Month: 29
2014 AVG Month: 24
Jan-May 2013: 170
Jan-May 2014: 121
Filings Trending: Downward ▼

D
a
s
h
b
o
a
r
d



	Jan	Feb	Mar	Apr	May	Jun	Jul	Aug	Sep	Oct	Nov	Dec	Thru May	% Change	Trending	Total
2013	55	33	34	22	26	16	56	19	23	16	22	20	170			342
2014	23	24	19	22	33	-	-	-	-	-	-	-	121	-28.8%	▼	121

		Jan	Feb	Mar	Apr	May	Jun	Jul	Aug	Sep	Oct	Nov	Dec	Thru May	% Change	Trending	Total
Contested Divorce	2013	-	-	-	-	-	1	1	-	-	-	-	1	0			3
	2014	1	-	-	-	1	-	-	-	-	-	-	-	2	0.0%	↔	2
Domestic and Family - Lev	2013	-	-	-	-	1	-	-	-	-	-	3	-	1			4
Domestic and Family - Level 2	2013	-	-	-	-	-	-	1	1	-	-	-	-	0			2
	2014	-	-	-	-	4	-	-	-	-	-	-	-	4	0.0%	↔	4
General Civil - Level 1	2013	1	-	-	-	-	-	1	-	-	-	-	-	1			2
General Civil - Level 2	2013	-	1	1	2	3	1	7	1	1	1	1	5	7			24
	2014	1	1	-	4	2	-	-	-	-	-	-	-	8	14.3%	▲	8
General Civil - Level 3	2013	1	2	1	-	-	1	3	1	3	2	1	2	4			17
	2014	2	1	-	-	-	-	-	-	-	-	-	-	3	-25.0%	▼	3
Miscellaneous	2013	23	25	22	15	13	5	13	8	8	9	10	6	98			157
	2014	17	15	16	13	16	-	-	-	-	-	-	-	77	-21.4%	▼	77
Misdemeanor	2013	7	1	3	1	-	-	8	-	5	-	1	-	12			26
	2014	-	2	-	1	1	-	-	-	-	-	-	-	4	-66.7%	▼	4
Non-Capital Felonies and Related Matters	2013	17	2	5	2	5	7	18	5	6	2	6	4	31			79
	2014	1	2	1	1	8	-	-	-	-	-	-	-	13	-58.1%	▼	13
Other	2013	2	1	1	1	1	-	-	2	-	2	-	-	6			10
	2014	1	-	2	1	-	-	-	-	-	-	-	-	4	-33.3%	▼	4
Other Criminally Related Matters	2013	3	-	-	1	-	-	4	1	-	-	-	2	4			11
	2014	-	2	-	1	-	-	-	-	-	-	-	-	3	-25.0%	▼	3
Probates/Wills and Trusts - Level 2	2013	-	-	-	-	1	-	-	-	-	-	-	-	1			1
	2014	-	-	-	-	1	-	-	-	-	-	-	-	1	0.0%	↔	1
Uncontested Divorce	2013	1	1	1	-	2	1	-	-	-	-	-	-	5			6
	2014	-	1	-	1	-	-	-	-	-	-	-	-	2	-60.0%	▼	2

Type of Court: Circuit

Locale/Circuit: Gloucester 9

Start/End Date: Jan-13 / May-14

Type of Case: Filings

AVG. Month: 198

2013 AVG Month: 200

2014 AVG Month: 191

Jan-May 2013: 1,142

Jan-May 2014: 956

Filings Trending: Downward ▼

D

a

s

h

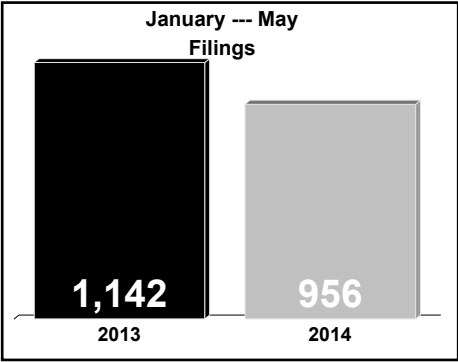
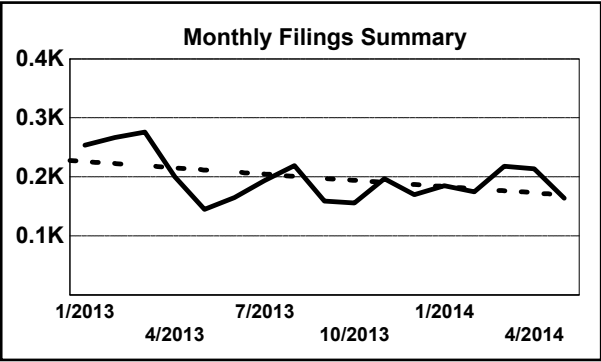
b

o

a

r

d



	Jan	Feb	Mar	Apr	May	Jun	Jul	Aug	Sep	Oct	Nov	Dec	Thru May	% Change	Trending	Total
2013	254	267	276	200	145	165	194	219	159	156	197	170	1,142			2,402
2014	185	175	218	214	164	-	-	-	-	-	-	-	956	-16.3%	▼	956

		Jan	Feb	Mar	Apr	May	Jun	Jul	Aug	Sep	Oct	Nov	Dec	Thru May	% Change	Trending	Total
Contested Divorce	2013	1	4	3	3	2	5	6	6	3	6	5	5	13			49
	2014	4	5	3	3	3	-	-	-	-	-	-	-	18	38.5%	▲	18
Domestic and Family - Level 1	2013	3	1	-	4	2	-	7	2	9	1	4	-	10			33
	2014	-	2	-	6	1	-	-	-	-	-	-	-	9	-10.0%	▼	9
Domestic and Family - Level 2	2013	2	2	2	2	3	2	1	3	1	4	-	3	11			25
	2014	1	-	-	-	4	-	-	-	-	-	-	-	5	-54.5%	▼	5
General Civil - Level 1	2013	-	-	-	-	-	-	-	1	-	-	-	-	0			1
General Civil - Level 2	2013	10	6	5	7	4	11	8	7	1	2	5	4	32	0.0%	↔	70
	2014	14	7	7	3	7	-	-	-	-	-	-	-	38	18.8%	▲	38
General Civil - Level 3	2013	10	2	3	30	4	3	9	4	1	4	2	1	49			73
	2014	-	2	10	13	2	-	-	-	-	-	-	-	27	-44.9%	▼	27
Miscellaneous	2013	169	177	152	96	67	62	65	81	64	69	70	82	661			1,154
	2014	80	78	90	90	48	-	-	-	-	-	-	-	386	-41.6%	▼	386
Misdemeanor	2013	3	15	18	12	5	13	12	23	15	11	21	12	53			160
	2014	16	21	21	21	7	-	-	-	-	-	-	-	86	62.3%	▲	86
Non-Capital Felonies and Related Matters	2013	32	40	68	23	31	39	65	46	42	28	65	25	194			504
	2014	35	23	48	36	66	-	-	-	-	-	-	-	208	7.2%	▲	208
Other	2013	8	8	10	6	5	20	8	23	14	9	7	21	37			139
	2014	16	20	22	18	14	-	-	-	-	-	-	-	90	143.2%	▲	90
Other Criminally Related Matters	2013	3	3	3	3	10	2	4	6	3	4	5	5	22			51
	2014	8	3	4	10	7	-	-	-	-	-	-	-	32	45.5%	▲	32
Probates/Wills and Trusts	2013	-	-	-	-	-	-	-	1	-	-	-	-	0			1
Probates/Wills and Trusts - Level 2	2013	-	-	-	-	-	2	-	-	-	3	4	-	0	0.0%	↔	9
	2014	-	1	-	-	-	-	-	-	-	-	-	-	1	0.0%	↔	1
Protective Orders	2013	2	-	-	-	-	-	-	2	2	2	1	-	2			9
	2014	-	1	-	1	-	-	-	-	-	-	-	-	2	0.0%	↔	2
Uncontested Divorce	2013	11	9	12	14	12	6	9	14	4	13	8	12	58			124
	2014	11	12	13	13	5	-	-	-	-	-	-	-	54	-6.9%	▼	54

Type of Court: Circuit

Locale/Circuit: King & Queen 9

Start/End Date: Jan-13 / May-14

Type of Case: Filings

AVG. Month: 28

2013 AVG Month: 27

2014 AVG Month: 29

Jan-May 2013: 162

Jan-May 2014: 144

Filings Trending: Downward ▼

D

a

s

h

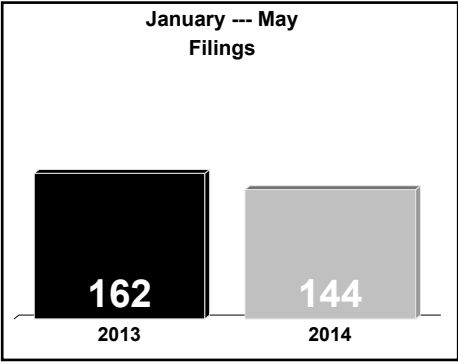
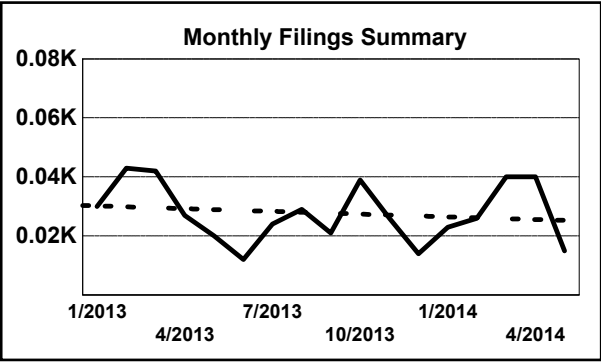
b

o

a

r

d



	Jan	Feb	Mar	Apr	May	Jun	Jul	Aug	Sep	Oct	Nov	Dec	Thru May	% Change	Trending	Total
2013	30	43	42	27	20	12	24	29	21	39	26	14	162			327
2014	23	26	40	40	15	-	-	-	-	-	-	-	144	-11.1%	▼	144

		Jan	Feb	Mar	Apr	May	Jun	Jul	Aug	Sep	Oct	Nov	Dec	Thru May	% Change	Trending	Total
Administrative Law	2014	-	-	1	-	-	-	-	-	-	-	-	-	1			1
Contested Divorce	2013	-	-	-	1	1	-	2	-	-	1	1	-	2			6
	2014	1	1	1	1	1	-	-	-	-	-	-	-	5	150.0%	▲	5
Domestic and Family - Level 1	2013	-	1	-	-	-	-	-	-	-	-	-	-	1			1
	2014	-	-	-	1	-	-	-	-	-	-	-	-	1	0.0%	↔	1
Domestic and Family - Lev	2013	-	-	2	-	1	-	-	-	-	-	-	-	3			3
General Civil - Level 2	2013	1	-	3	-	-	1	-	1	-	-	1	1	4			8
	2014	-	-	1	-	2	-	-	-	-	-	-	-	3	-25.0%	▼	3
General Civil - Level 3	2013	-	-	-	-	-	-	-	2	-	5	-	-	0			7
	2014	2	4	1	3	1	-	-	-	-	-	-	-	11	0.0%	↔	11
Miscellaneous	2013	18	25	24	15	15	7	13	7	15	24	11	5	97			179
	2014	12	12	14	15	7	-	-	-	-	-	-	-	60	-38.1%	▼	60
Misdemeanor	2013	1	1	2	4	-	-	1	3	1	2	3	1	8			19
	2014	-	2	1	2	-	-	-	-	-	-	-	-	5	-37.5%	▼	5
Non-Capital Felonies and Related Matters	2013	1	10	7	6	1	4	6	10	3	5	7	5	25			65
	2014	4	4	18	11	1	-	-	-	-	-	-	-	38	52.0%	▲	38
Other Criminally Related Matters	2013	6	4	1	-	1	-	2	4	-	2	1	-	12			21
	2014	2	2	2	3	1	-	-	-	-	-	-	-	10	-16.7%	▼	10
Probates/Wills and Trusts	2013	-	1	-	-	-	-	-	-	-	-	-	-	1			1
Probates/Wills and Trusts - Level 2	2013	1	-	1	-	-	-	-	-	-	-	-	2	2			4
	2014	1	1	-	2	-	-	-	-	-	-	-	-	4	100.0%	▲	4
Protective Orders	2013	-	-	-	-	-	-	-	1	-	-	2	-	0			3
Uncontested Divorce	2013	2	1	2	1	1	-	-	1	2	-	-	-	7	0.0%	↔	10
	2014	1	-	1	2	2	-	-	-	-	-	-	-	6	-14.3%	▼	6

Type of Court: Circuit

Locale/Circuit: King William 9

Start/End Date: Jan-13 / May-14

Type of Case: Filings

AVG. Month: 67

2013 AVG Month: 65

2014 AVG Month: 74

Jan-May 2013: 404

Jan-May 2014: 369

Filings Trending: Downward ▼

D

a

s

h

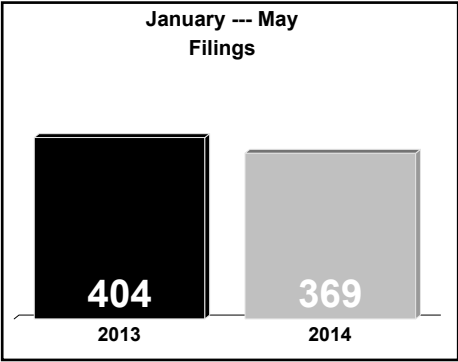
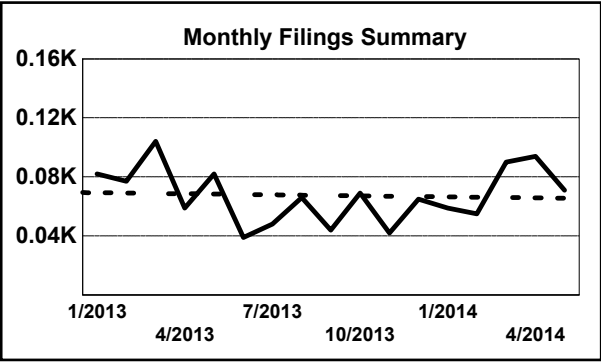
b

o

a

r

d



	Jan	Feb	Mar	Apr	May	Jun	Jul	Aug	Sep	Oct	Nov	Dec	Thru May	% Change	Trending	Total
2013	82	77	104	59	82	39	48	66	44	69	42	65	404			777
2014	59	55	90	94	71	-	-	-	-	-	-	-	369	-8.7%	▼	369

		Jan	Feb	Mar	Apr	May	Jun	Jul	Aug	Sep	Oct	Nov	Dec	Thru May	% Change	Trending	Total
Administrative Law	2014	-	1	-	-	-	-	-	-	-	-	-	-	1			1
Contested Divorce	2013	-	-	-	-	1	-	-	-	-	3	1	-	1			5
	2014	2	-	-	-	2	-	-	-	-	-	-	-	4	300.0%	▲	4
Domestic and Family - Level 1	2013	1	-	1	3	3	-	1	2	-	-	-	1	8			12
	2014	-	-	-	10	-	-	-	-	-	-	-	-	10	25.0%	▲	10
Domestic and Family - Level 2	2013	-	-	1	-	-	-	-	-	1	-	1	1	1			4
	2014	-	-	-	2	-	-	-	-	-	-	-	-	2	100.0%	▲	2
General Civil - Level 1	2013	-	-	1	-	-	2	1	-	-	-	-	-	1			4
General Civil - Level 2	2013	1	3	-	3	5	3	4	3	3	1	1	2	12			29
	2014	-	6	2	2	3	-	-	-	-	-	-	-	13	8.3%	▲	13
General Civil - Level 3	2013	-	1	4	3	3	2	-	2	1	3	-	3	11			22
	2014	2	3	-	-	-	-	-	-	-	-	-	-	5	-54.5%	▼	5
Miscellaneous	2013	66	55	49	39	33	18	20	30	35	26	23	22	242			416
	2014	41	36	44	35	27	-	-	-	-	-	-	-	183	-24.4%	▼	183
Misdemeanor	2013	2	2	5	3	14	2	11	8	2	7	1	4	26			61
	2014	2	3	4	4	7	-	-	-	-	-	-	-	20	-23.1%	▼	20
Non-Capital Felonies and Related Matters	2013	3	12	36	4	22	9	9	16	1	22	15	15	77			164
	2014	10	2	38	35	25	-	-	-	-	-	-	-	110	42.9%	▲	110
Other	2013	-	-	1	-	-	1	-	-	-	-	-	1	1			3
	2014	-	1	-	-	1	-	-	-	-	-	-	-	2	100.0%	▲	2
Other Criminally Related Matters	2013	4	3	3	2	-	1	1	3	-	2	-	10	12			29
	2014	2	1	1	2	2	-	-	-	-	-	-	-	8	-33.3%	▼	8
Probates/Wills and Trusts	2013	2	1	-	2	-	1	1	1	1	-	-	2	5			11
Protective Orders	2013	-	-	-	-	-	-	-	1	-	-	-	-	0			1
	2014	-	-	-	1	-	-	-	-	-	-	-	-	1	0.0%	↔	1
Uncontested Divorce	2013	3	-	3	-	1	-	-	-	-	5	-	4	7			16
	2014	-	2	1	3	4	-	-	-	-	-	-	-	10	42.9%	▲	10

Type of Court: Circuit

Locale/Circuit: Mathews 9

Start/End Date: Jan-13 / May-14

Type of Case: Filings

AVG. Month: 38

2013 AVG Month: 37

2014 AVG Month: 41

Jan-May 2013: 232

Jan-May 2014: 205

Filings Trending: Downward ▼

D

a

s

h

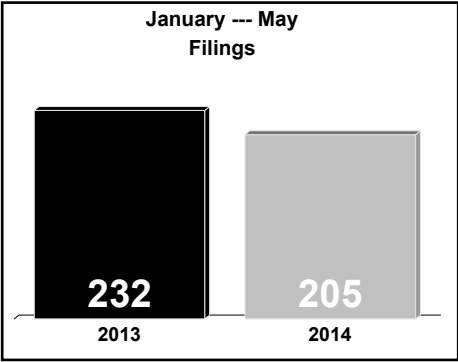
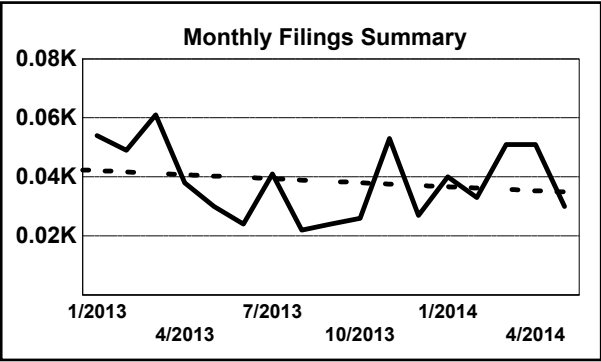
b

o

a

r

d

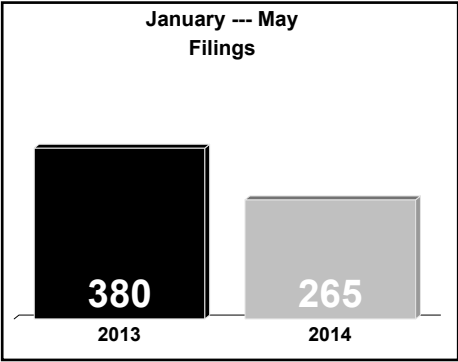
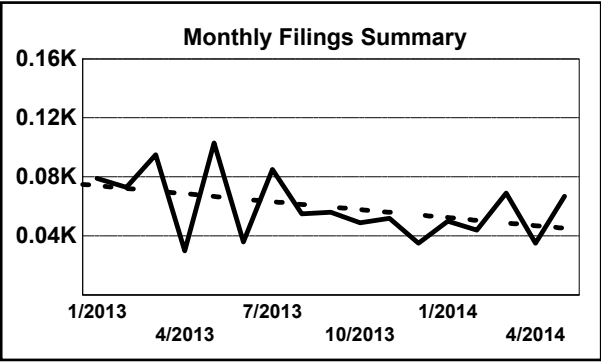


	Jan	Feb	Mar	Apr	May	Jun	Jul	Aug	Sep	Oct	Nov	Dec	Thru May	% Change	Trending	Total
2013	54	49	61	38	30	24	41	22	24	26	53	27	232			449
2014	40	33	51	51	30	-	-	-	-	-	-	-	205	-11.6%	▼	205

		Jan	Feb	Mar	Apr	May	Jun	Jul	Aug	Sep	Oct	Nov	Dec	Thru May	% Change	Trending	Total
Administrative Law	2013	-	-	1	-	-	-	-	-	-	1	-	-	1			2
Contested Divorce	2013	1	1	1	-	-	2	-	-	-	1	-	-	3			6
	2014	-	1	-	2	1	-	-	-	-	-	-	-	4	33.3%	▲	4
Domestic and Family - Level 1	2013	-	2	-	1	-	-	-	-	2	2	-	-	3			7
	2014	-	-	-	2	1	-	-	-	-	-	-	-	3	0.0%	↔	3
Domestic and Family - Level 2	2013	-	-	-	1	-	-	-	-	-	-	-	-	1			1
	2014	-	-	1	-	-	-	-	-	-	-	-	-	1	0.0%	↔	1
General Civil - Level 1	2013	-	-	-	-	-	-	-	1	-	-	-	-	0			1
General Civil - Level 2	2013	-	1	2	-	2	-	2	2	1	2	-	-	5	0.0%	↔	12
	2014	2	-	1	4	1	-	-	-	-	-	-	-	8	60.0%	▲	8
General Civil - Level 3	2013	-	-	-	1	1	-	-	3	4	-	-	-	2			9
	2014	2	-	-	1	1	-	-	-	-	-	-	-	4	100.0%	▲	4
Miscellaneous	2013	24	36	41	19	20	17	19	13	14	12	21	8	140			244
	2014	32	22	21	26	17	-	-	-	-	-	-	-	118	-15.7%	▼	118
Misdemeanor	2013	1	1	3	2	-	1	2	-	1	1	-	1	7			13
	2014	-	3	1	3	3	-	-	-	-	-	-	-	10	42.9%	▲	10
Non-Capital Felonies and Related Matters	2013	23	5	5	10	3	2	12	1	2	4	27	14	46			108
	2014	1	2	25	9	-	-	-	-	-	-	-	-	37	-19.6%	▼	37
Other	2013	3	-	4	-	1	-	1	1	-	1	-	-	8			11
	2014	-	-	-	2	2	-	-	-	-	-	-	-	4	-50.0%	▼	4
Other Criminally Related Matters	2013	-	-	-	1	-	1	-	-	-	1	-	1	1			4
	2014	-	1	-	1	1	-	-	-	-	-	-	-	3	200.0%	▲	3
Probates/Wills and Trusts - Level 2	2013	-	1	-	-	-	-	-	-	-	-	3	-	1			4
	2014	-	1	-	-	-	-	-	-	-	-	-	-	1	0.0%	↔	1
Protective Orders	2013	-	-	-	-	-	-	1	-	-	-	-	-	0			1
	2014	2	-	-	-	1	-	-	-	-	-	-	-	3	0.0%	↔	3
Uncontested Divorce	2013	2	2	4	3	3	1	4	1	-	1	2	3	14			26
	2014	1	3	2	1	2	-	-	-	-	-	-	-	9	-35.7%	▼	9

Type of Court: Circuit
Locale/Circuit: Middlesex 9
Start/End Date: Jan-13 / May-14
Type of Case: Filings
AVG. Month: 60
2013 AVG Month: 62
2014 AVG Month: 53
Jan-May 2013: 380
Jan-May 2014: 265
Filings Trending: Downward ▼

D
a
s
h
b
o
a
r
d



	Jan	Feb	Mar	Apr	May	Jun	Jul	Aug	Sep	Oct	Nov	Dec	Thru May	% Change	Trending	Total
2013	79	73	95	30	103	36	85	55	56	49	52	35	380			748
2014	50	44	69	35	67	-	-	-	-	-	-	-	265	-30.3%	▼	265

		Jan	Feb	Mar	Apr	May	Jun	Jul	Aug	Sep	Oct	Nov	Dec	Thru May	% Change	Trending	Total
Contested Divorce	2013	1	1	-	1	1	-	-	1	2	1	1	-	4			9
	2014	1	1	-	1	2	-	-	-	-	-	-	-	5	25.0%	▲	5
Domestic and Family - Level 1	2013	2	-	1	1	2	-	1	-	-	-	5	-	6			12
	2014	-	4	2	1	-	-	-	-	-	-	-	-	7	16.7%	▲	7
Domestic and Family - Lev	2013	-	-	-	-	-	1	-	-	-	1	-	-	0			2
General Civil - Level 1	2013	-	-	1	-	-	-	-	-	-	-	-	-	1	0.0%	↔	1
General Civil - Level 2	2013	7	1	1	2	2	3	6	2	3	1	3	1	13			32
	2014	3	-	1	3	1	-	-	-	-	-	-	-	8	-38.5%	▼	8
General Civil - Level 3	2013	3	1	2	-	2	-	10	1	-	2	1	-	8			22
	2014	1	1	1	1	1	-	-	-	-	-	-	-	5	-37.5%	▼	5
Miscellaneous	2013	41	59	34	19	16	24	20	28	14	18	24	22	169			319
	2014	33	26	21	17	18	-	-	-	-	-	-	-	115	-32.0%	▼	115
Misdemeanor	2013	8	1	11	1	7	2	15	1	8	6	2	2	28			64
	2014	3	4	14	2	11	-	-	-	-	-	-	-	34	21.4%	▲	34
Non-Capital Felonies and Related Matters	2013	14	6	39	6	73	5	30	17	26	14	10	5	138			245
	2014	7	6	27	5	22	-	-	-	-	-	-	-	67	-51.4%	▼	67
Other	2013	-	1	-	-	-	-	-	2	1	6	-	-	1			10
	2014	1	-	1	1	5	-	-	-	-	-	-	-	8	700.0%	▲	8
Other Criminally Related Matters	2013	1	-	-	-	-	-	1	-	-	-	2	2	1			6
	2014	1	-	1	1	3	-	-	-	-	-	-	-	6	500.0%	▲	6
Probates/Wills and Trusts	2013	-	-	-	-	-	1	-	-	-	-	-	-	0			1
Uncontested Divorce	2013	2	3	6	-	-	-	2	3	2	-	4	3	11	0.0%	↔	25
	2014	-	2	1	3	4	-	-	-	-	-	-	-	10	-9.1%	▼	10

Type of Court: Circuit

Locale/Circuit: New Kent 9

Start/End Date: Jan-13 / May-14

Type of Case: Filings

AVG. Month: 115

2013 AVG Month: 116

2014 AVG Month: 113

Jan-May 2013: 712

Jan-May 2014: 563

Filings Trending: Downward ▼

D

a

s

h

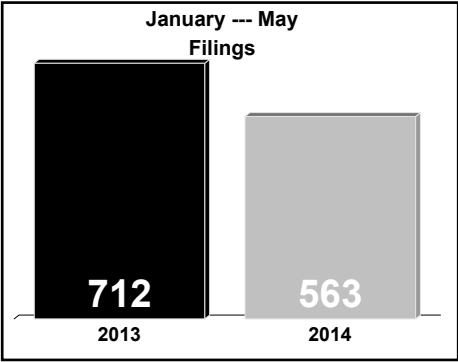
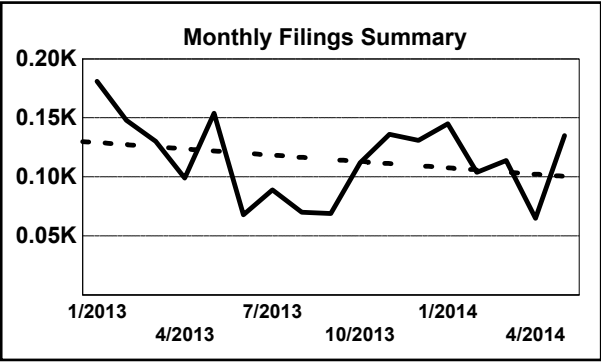
b

o

a

r

d



	Jan	Feb	Mar	Apr	May	Jun	Jul	Aug	Sep	Oct	Nov	Dec	Thru May	% Change	Trending	Total
2013	181	148	130	99	154	68	89	70	69	112	136	131	712			1,387
2014	145	104	114	65	135	-	-	-	-	-	-	-	563	-20.9%	▼	563

		Jan	Feb	Mar	Apr	May	Jun	Jul	Aug	Sep	Oct	Nov	Dec	Thru May	% Change	Trending	Total
Contested Divorce	2013	-	-	1	3	1	-	-	-	-	2	1	1	5			9
	2014	1	1	-	2	3	-	-	-	-	-	-	-	7	40.0%	▲	7
Domestic and Family - Level 1	2013	-	5	-	-	1	-	2	6	3	2	-	1	6	16.7%	▲	7
	2014	-	1	-	3	3	-	-	-	-	-	-	-	7			7
Domestic and Family - Level 2	2013	1	1	-	-	-	-	1	-	1	-	-	-	2			4
	2014	-	-	-	1	1	-	-	-	-	-	-	-	2	0.0%	↔	2
General Civil - Level 1	2013	-	1	-	-	2	1	-	-	-	-	-	-	3			4
	2014	6	3	2	5	8	2	9	3	2	3	2	2	24			47
General Civil - Level 2	2013	6	3	2	5	8	2	9	3	2	3	2	2	24			47
	2014	1	2	7	1	7	-	-	-	-	-	-	-	18	-25.0%	▼	18
General Civil - Level 3	2013	1	2	2	-	1	-	-	1	1	-	-	2	6			10
	2014	1	-	-	1	-	-	-	-	-	-	-	-	2	-66.7%	▼	2
Miscellaneous	2013	87	78	67	46	39	31	25	32	26	55	48	56	317			590
	2014	73	64	54	41	37	-	-	-	-	-	-	-	269	-15.1%	▼	269
Misdemeanor	2013	11	12	19	20	11	5	10	2	6	18	21	13	73			148
	2014	3	9	10	2	13	-	-	-	-	-	-	-	37	-49.3%	▼	37
Non-Capital Felonies and Related Matters	2013	60	18	18	9	63	11	20	10	14	18	16	23	168			280
	2014	19	8	28	4	52	-	-	-	-	-	-	-	111	-33.9%	▼	111
Other	2013	6	19	13	7	22	10	7	4	8	5	43	27	67			171
	2014	41	12	11	6	15	-	-	-	-	-	-	-	85	26.9%	▲	85
Other Criminally Related Matters	2013	4	7	2	7	2	4	12	3	1	5	2	5	22			54
	2014	1	3	-	-	3	-	-	-	-	-	-	-	7	-68.2%	▼	7
Probates/Wills and Trusts - Level 2	2013	1	-	-	-	-	-	1	1	-	-	1	-	1			4
	2014	1	-	-	-	-	-	-	-	-	-	-	-	1	0.0%	↔	1
Protective Orders	2013	-	-	-	-	-	-	-	1	-	-	-	-	0			1
Uncontested Divorce	2013	4	2	6	2	4	4	2	7	7	4	2	1	18	0.0%	↔	45
	2014	4	4	4	4	1	-	-	-	-	-	-	-	17	-5.6%	▼	17

Type of Court: Circuit

Locale/Circuit: York 9

Start/End Date: Jan-13 / May-14

Type of Case: Filings

AVG. Month: 294

2013 AVG Month: 293

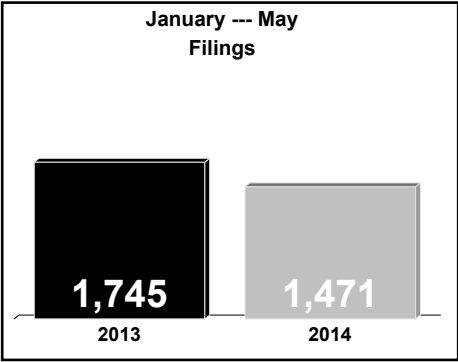
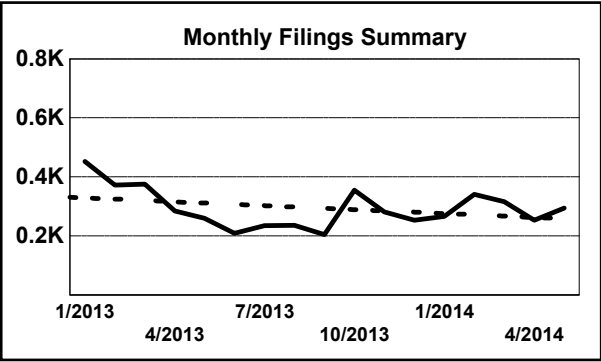
2014 AVG Month: 294

Jan-May 2013: 1,745

Jan-May 2014: 1,471

Filings Trending: Downward ▼

D
a
s
h
b
o
a
r
d



	Jan	Feb	Mar	Apr	May	Jun	Jul	Aug	Sep	Oct	Nov	Dec	Thru May	% Change	Trending	Total
2013	452	372	376	285	260	209	235	236	205	355	282	253	1,745			3,520
2014	266	341	316	253	295	-	-	-	-	-	-	-	1,471	-15.7%	▼	1,471

		Jan	Feb	Mar	Apr	May	Jun	Jul	Aug	Sep	Oct	Nov	Dec	Thru May	% Change	Trending	Total
Administrative Law	2013	-	-	-	1	-	-	-	1	1	1	-	-	1			4
Contested Divorce	2013	5	5	4	9	11	6	1	6	2	6	5	3	34			63
	2014	8	10	11	2	9	-	-	-	-	-	-	-	40	17.6%	▲	40
Domestic and Family - Level 1	2013	1	3	5	-	2	4	6	2	5	-	1	1	11			30
	2014	-	2	3	2	2	-	-	-	-	-	-	-	9	-18.2%	▼	9
Domestic and Family - Level 2	2013	7	2	4	4	1	1	2	-	4	3	5	1	18			34
	2014	3	8	6	12	7	-	-	-	-	-	-	-	36	100.0%	▲	36
General Civil - Level 1	2013	-	-	-	-	-	-	1	-	1	1	-	-	0			3
	2014	2	-	-	-	-	-	-	-	-	-	-	-	2	0.0%	↔	2
General Civil - Level 2	2013	4	9	18	21	7	18	9	12	14	17	11	14	59			154
	2014	10	7	11	14	9	-	-	-	-	-	-	-	51	-13.6%	▼	51
General Civil - Level 3	2013	4	5	4	4	7	7	8	3	5	4	2	4	24			57
	2014	4	5	3	3	5	-	-	-	-	-	-	-	20	-16.7%	▼	20
Miscellaneous	2013	293	235	215	173	138	94	108	132	84	148	117	130	1,054			1,867
	2014	147	149	131	110	92	-	-	-	-	-	-	-	629	-40.3%	▼	629
Misdemeanor	2013	39	26	25	14	13	24	14	17	11	15	24	14	117			236
	2014	17	14	28	17	61	-	-	-	-	-	-	-	137	17.1%	▲	137
Non-Capital Felonies and Related Matters	2013	79	63	74	38	50	29	61	41	40	123	87	50	304			735
	2014	44	125	76	67	88	-	-	-	-	-	-	-	400	31.6%	▲	400
Other	2013	-	-	-	1	1	1	-	-	2	2	-	-	2			7
	2014	1	1	-	1	1	-	-	-	-	-	-	-	4	100.0%	▲	4
Other Criminally Related Matters	2013	4	6	7	5	5	11	6	9	10	15	9	19	27			106
	2014	10	6	14	9	6	-	-	-	-	-	-	-	45	66.7%	▲	45
Probates/Wills and Trusts - Level 2	2013	4	4	5	1	2	1	4	1	3	3	2	1	16			31
	2014	2	-	3	2	4	-	-	-	-	-	-	-	11	-31.3%	▼	11
Protective Orders	2013	-	-	-	-	2	2	-	-	-	2	-	-	2			6
	2014	2	-	1	1	1	-	-	-	-	-	-	-	5	150.0%	▲	5
Uncontested Divorce	2013	12	14	15	14	21	11	15	12	23	15	19	16	76			187
	2014	16	14	29	13	10	-	-	-	-	-	-	-	82	7.9%	▲	82

Type of Court: Circuit

Locale/Circuit: Williamsburg 9

Start/End Date: Jan-13 / May-14

Type of Case: Filings

AVG. Month: 317

2013 AVG Month: 313

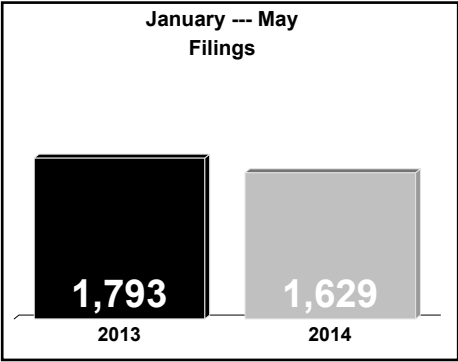
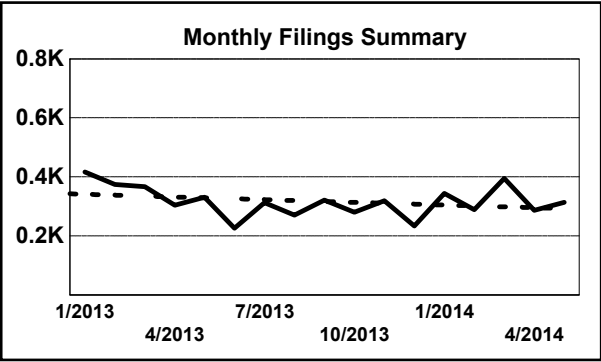
2014 AVG Month: 326

Jan-May 2013: 1,793

Jan-May 2014: 1,629

Filings Trending: Downward ▼

D
a
s
h
b
o
a
r
d



	Jan	Feb	Mar	Apr	May	Jun	Jul	Aug	Sep	Oct	Nov	Dec	Thru May	% Change	Trending	Total
2013	417	374	367	304	331	226	313	271	321	280	319	234	1,793			3,757
2014	344	289	395	287	314	-	-	-	-	-	-	-	1,629	-9.1%	▼	1,629

		Jan	Feb	Mar	Apr	May	Jun	Jul	Aug	Sep	Oct	Nov	Dec	Thru May	% Change	Trending	Total
Administrative Law	2013	-	-	3	-	-	-	-	-	2	-	-	-	3			5
	2014	-	-	-	-	2	-	-	-	-	-	-	-	2	-33.3%	▼	2
Contested Divorce	2013	4	10	9	5	8	9	5	3	5	1	8	5	36	0.0%	↔	72
	2014	12	8	4	7	5	-	-	-	-	-	-	-	36			36
Domestic and Family - Level 1	2013	2	2	9	-	6	2	2	4	1	1	7	1	19			37
	2014	-	5	3	5	4	-	-	-	-	-	-	-	17	-10.5%	▼	17
Domestic and Family - Level 2	2013	-	5	3	5	1	2	3	-	4	1	1	1	14			26
	2014	2	3	3	1	4	-	-	-	-	-	-	-	13	-7.1%	▼	13
General Civil - Level 1	2013	-	1	-	-	-	3	1	2	-	1	1	-	1	500.0%	▲	9
	2014	2	1	1	2	-	-	-	-	-	-	-	-	6			6
General Civil - Level 2	2013	15	17	6	8	11	6	10	12	13	13	13	12	57			136
	2014	6	5	7	4	12	-	-	-	-	-	-	-	34	-40.4%	▼	34
General Civil - Level 3	2013	7	7	4	6	15	9	10	15	12	1	8	8	39			102
	2014	8	3	15	7	13	-	-	-	-	-	-	-	46	17.9%	▲	46
Miscellaneous	2013	224	204	157	140	124	70	122	98	103	95	87	116	849			1,540
	2014	159	138	121	118	102	-	-	-	-	-	-	-	638	-24.9%	▼	638
Misdemeanor	2013	48	38	58	58	57	27	30	35	46	46	54	27	259			524
	2014	34	36	48	25	39	-	-	-	-	-	-	-	182	-29.7%	▼	182
Non-Capital Felonies and Related Matters	2013	62	32	78	41	42	45	63	46	78	66	87	26	255			666
	2014	64	46	123	58	79	-	-	-	-	-	-	-	370	45.1%	▲	370
Other	2013	20	18	10	16	27	14	32	29	23	19	23	14	91			245
	2014	25	19	34	26	27	-	-	-	-	-	-	-	131	44.0%	▲	131
Other Criminally Related Matters	2013	8	16	12	10	11	11	16	8	13	14	11	8	57	17.5%	▲	67
	2014	13	12	17	14	11	-	-	-	-	-	-	-	67			67
Probates/Wills and Trusts - Level 1	2013	-	1	-	-	1	2	-	-	1	-	-	-	2	0.0%	↔	5
	2014	-	-	1	-	1	-	-	-	-	-	-	-	2			2
Probates/Wills and Trusts - Level 2	2013	2	4	-	2	6	2	2	4	3	6	1	2	14			34
	2014	2	2	2	2	2	-	-	-	-	-	-	-	10	-28.6%	▼	10
Uncontested Divorce	2013	25	19	18	13	22	24	17	15	17	16	18	14	97			218
	2014	17	11	16	18	13	-	-	-	-	-	-	-	75	-22.7%	▼	75

Type of Court: Circuit

Locale/Circuit: Appomattox 10

Start/End Date: Jan-13 / May-14

Type of Case: Filings

AVG. Month: 72

2013 AVG Month: 66

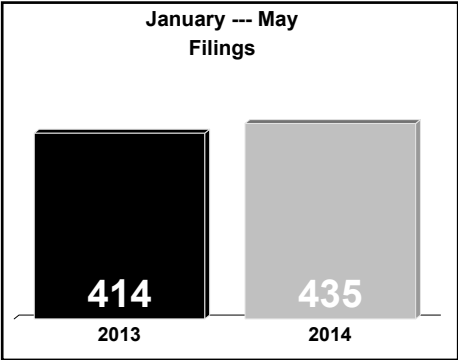
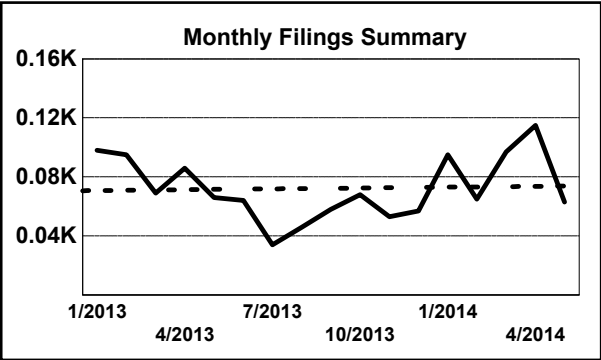
2014 AVG Month: 87

Jan-May 2013: 414

Jan-May 2014: 435

Filings Trending: Upward ▲

D
a
s
h
b
o
a
r
d



	Jan	Feb	Mar	Apr	May	Jun	Jul	Aug	Sep	Oct	Nov	Dec	Thru May	% Change	Trending	Total
2013	98	95	69	86	66	64	34	46	58	68	53	57	414			794
2014	95	65	97	115	63	-	-	-	-	-	-	-	435	5.1%	▲	435

		Jan	Feb	Mar	Apr	May	Jun	Jul	Aug	Sep	Oct	Nov	Dec	Thru May	% Change	Trending	Total
Administrative Law	2013	-	-	-	-	-	-	-	-	1	-	-	-	0			1
Contested Divorce	2013	-	-	2	-	1	3	1	-	1	2	-	1	3	0.0%	↔	11
	2014	3	1	-	3	4	-	-	-	-	-	-	-	11	266.7%	▲	11
Domestic and Family - Level 1	2013	-	-	-	-	6	1	-	5	1	4	5	-	6			22
	2014	-	4	6	3	1	-	-	-	-	-	-	-	14	133.3%	▲	14
Domestic and Family - Level 2	2013	-	1	-	-	1	-	-	-	1	-	-	1	2			4
	2014	-	-	1	-	2	-	-	-	-	-	-	-	3	50.0%	▲	3
General Civil - Level 2	2013	2	5	2	3	5	1	2	1	2	1	2	1	17			27
	2014	2	3	3	1	1	-	-	-	-	-	-	-	10	-41.2%	▼	10
General Civil - Level 3	2013	-	-	-	-	1	-	-	-	-	1	1	2	1			5
	2014	1	-	2	2	1	-	-	-	-	-	-	-	6	500.0%	▲	6
Miscellaneous	2013	58	72	44	42	20	26	17	19	39	37	34	42	236			450
	2014	49	38	38	52	23	-	-	-	-	-	-	-	200	-15.3%	▼	200
Misdemeanor	2013	1	1	3	7	4	2	3	1	-	4	-	-	16			26
	2014	-	4	4	8	5	-	-	-	-	-	-	-	21	31.3%	▲	21
Non-Capital Felonies and Related Matters	2013	32	14	11	29	24	27	8	15	11	17	4	4	110			196
	2014	33	10	38	35	18	-	-	-	-	-	-	-	134	21.8%	▲	134
Other	2013	-	-	1	1	-	3	-	-	-	1	-	3	2			9
	2014	1	3	1	4	1	-	-	-	-	-	-	-	10	400.0%	▲	10
Other Criminally Related Matters	2013	-	-	3	-	-	1	-	-	-	-	2	-	3			6
	2014	-	-	-	5	3	-	-	-	-	-	-	-	8	166.7%	▲	8
Probates/Wills and Trusts	2014	-	-	-	-	1	-	-	-	-	-	-	-	1			1
Probates/Wills and Trusts - Level 2	2013	1	-	-	-	-	-	1	-	-	-	-	2	1			4
	2014	2	-	1	-	-	-	-	-	-	-	-	-	3	200.0%	▲	3
Protective Orders	2013	-	-	-	-	1	-	-	-	-	-	-	-	1			1
Uncontested Divorce	2013	4	2	3	4	3	-	2	5	2	1	5	1	16			32
	2014	4	2	3	2	3	-	-	-	-	-	-	-	14	-12.5%	▼	14

Type of Court: Circuit

Locale/Circuit: Buckingham 10

Start/End Date: Jan-13 / May-14

Type of Case: Filings

AVG. Month: 71

2013 AVG Month: 70

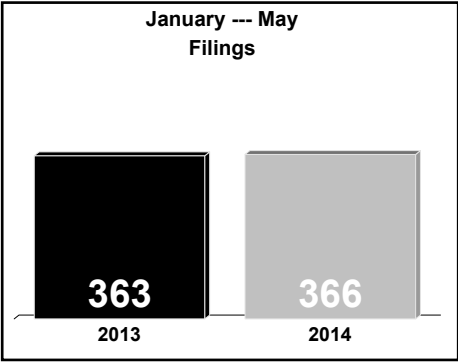
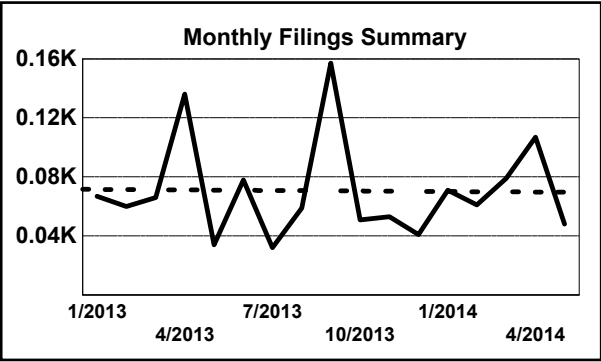
2014 AVG Month: 73

Jan-May 2013: 363

Jan-May 2014: 366

Filings Trending: Steady ↔

D
a
s
h
b
o
a
r
d



	Jan	Feb	Mar	Apr	May	Jun	Jul	Aug	Sep	Oct	Nov	Dec	Thru May	% Change	Trending	Total
2013	67	60	66	136	34	78	32	59	157	51	53	41	363			834
2014	71	61	79	107	48	-	-	-	-	-	-	-	366	0.8%	▲	366

		Jan	Feb	Mar	Apr	May	Jun	Jul	Aug	Sep	Oct	Nov	Dec	Thru May	% Change	Trending	Total
Contested Divorce	2013	3	-	4	1	2	-	-	-	-	4	-	-	10			14
	2014	2	1	3	1	1	-	-	-	-	-	-	-	8	-20.0%	▼	8
Domestic and Family - Level 1	2013	-	-	-	-	-	2	-	-	4	1	-	-	0			7
	2014	3	-	-	2	-	-	-	-	-	-	-	-	5	0.0%	↔	5
Domestic and Family - Lev	2013	2	-	-	1	-	-	1	4	2	1	-	1	3			12
	2014	1	-	-	-	-	-	-	2	-	-	-	-	1			3
General Civil - Level 1	2013	1	-	-	-	-	-	-	2	-	-	-	-	1			3
	2014	1	-	-	-	-	-	-	-	-	-	-	-	1	0.0%	↔	1
General Civil - Level 2	2013	4	3	1	1	-	1	3	-	-	3	1	-	9			17
	2014	4	-	1	2	1	-	-	-	-	-	-	-	8	-11.1%	▼	8
General Civil - Level 3	2013	-	3	4	1	1	1	1	2	3	1	2	-	9			19
	2014	-	1	-	-	2	-	-	-	-	-	-	-	3	-66.7%	▼	3
Miscellaneous	2013	36	38	30	33	13	19	14	25	22	21	17	21	150			289
	2014	27	23	38	30	17	-	-	-	-	-	-	-	135	-10.0%	▼	135
Misdemeanor	2013	2	5	3	9	-	16	-	4	11	2	8	1	19			61
	2014	1	7	6	7	-	-	-	-	-	-	-	-	21	10.5%	▲	21
Non-Capital Felonies and Related Matters	2013	17	9	17	81	13	33	8	15	107	11	21	14	137			346
	2014	27	22	26	63	24	-	-	-	-	-	-	-	162	18.2%	▲	162
Other	2013	1	1	-	1	1	1	1	-	2	2	-	-	4			10
	2014	2	1	2	-	1	-	-	-	-	-	-	-	6	50.0%	▲	6
Other Criminally Related Matters	2013	-	-	-	2	-	-	-	1	2	-	1	-	2			6
	2014	-	3	-	1	-	-	-	-	-	-	-	-	4	100.0%	▲	4
Probates/Wills and Trusts	2013	-	-	-	-	-	-	-	-	1	-	-	-	0			1
Probates/Wills and Trusts - Level 2	2013	-	-	1	-	-	-	-	-	-	-	1	-	1	0.0%	↔	2
	2014	-	-	-	-	1	-	-	-	-	-	-	-	1	0.0%	↔	1
Uncontested Divorce	2013	1	1	6	6	4	5	4	6	3	5	2	4	18			47
	2014	4	3	3	1	1	-	-	-	-	-	-	-	12	-33.3%	▼	12

Type of Court: Circuit

Locale/Circuit: Charlotte 10

Start/End Date: Jan-13 / May-14

Type of Case: Filings

AVG. Month: 53

2013 AVG Month: 56

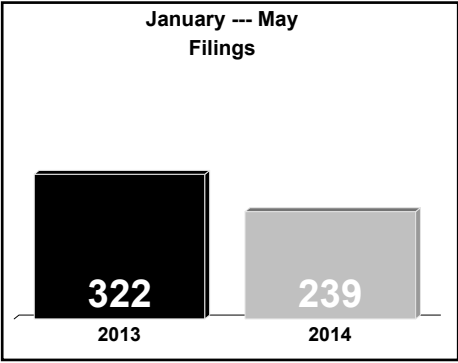
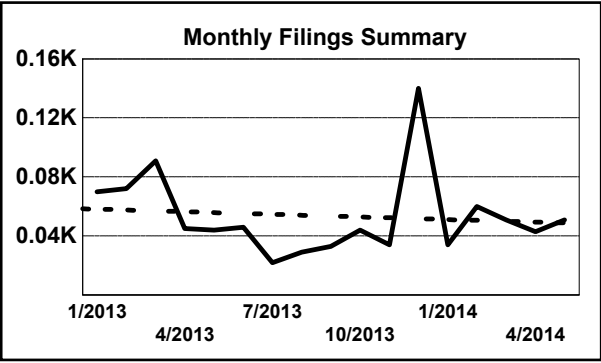
2014 AVG Month: 48

Jan-May 2013: 322

Jan-May 2014: 239

Filings Trending: Downward ▼

D
a
s
h
b
o
a
r
d



	Jan	Feb	Mar	Apr	May	Jun	Jul	Aug	Sep	Oct	Nov	Dec	Thru May	% Change	Trending	Total
2013	70	72	91	45	44	46	22	29	33	44	34	140	322			670
2014	34	60	51	43	51	-	-	-	-	-	-	-	239	-25.8%	▼	239

		Jan	Feb	Mar	Apr	May	Jun	Jul	Aug	Sep	Oct	Nov	Dec	Thru May	% Change	Trending	Total
Administrative Law	2013	-	-	-	-	-	-	-	-	-	1	-	-	0			1
Contested Divorce	2013	-	1	2	4	1	2	1	1	-	-	-	-	8	0.0%	↔	12
	2014	-	1	-	2	-	-	-	-	-	-	-	-	3	-62.5%	▼	3
Domestic and Family - Level 1	2013	1	2	2	-	1	-	-	-	-	-	3	3	6	50.0%	▲	12
	2014	1	4	4	-	-	-	-	-	-	-	-	-	9			9
Domestic and Family - Level 2	2013	1	-	1	-	-	-	-	-	1	-	1	-	2			4
	2014	-	-	1	-	2	-	-	-	-	-	-	-	3	50.0%	▲	3
General Civil - Level 2	2013	2	1	2	1	2	1	-	-	1	3	1	-	8			14
	2014	-	1	2	-	1	-	-	-	-	-	-	-	4	-50.0%	▼	4
General Civil - Level 3	2013	7	2	3	1	-	-	1	-	-	-	1	-	13			15
	2014	1	2	-	5	2	-	-	-	-	-	-	-	10	-23.1%	▼	10
Miscellaneous	2013	38	31	48	15	26	13	10	18	18	20	18	25	158			280
	2014	15	27	17	15	29	-	-	-	-	-	-	-	103	-34.8%	▼	103
Misdemeanor	2013	12	7	-	2	1	3	1	-	1	4	1	5	22			37
	2014	3	2	-	2	1	-	-	-	-	-	-	-	8	-63.6%	▼	8
Non-Capital Felonies and Related Matters	2013	4	22	29	17	10	24	4	6	7	12	5	106	82			246
	2014	10	17	24	15	15	-	-	-	-	-	-	-	81	-1.2%	▼	81
Other	2013	2	-	-	-	-	-	1	-	-	-	-	-	2			3
Other Criminally Related Matters	2013	3	1	1	-	-	-	1	2	3	3	1	-	5			15
	2014	2	-	-	2	-	-	-	-	-	-	-	-	4	-20.0%	▼	4
Probates/Wills and Trusts	2013	-	-	-	1	-	-	-	-	-	-	-	-	1			1
Probates/Wills and Trusts - Level 2	2013	-	1	-	-	-	-	1	1	-	1	1	-	1	0.0%	↔	5
	2014	1	-	-	-	-	-	-	-	-	-	-	-	1			1
Protective Orders	2013	-	1	-	-	1	-	2	-	-	-	-	1	2	0.0%	↔	5
	2014	1	1	-	-	-	-	-	-	-	-	-	-	2			2
Uncontested Divorce	2013	-	3	3	4	2	3	-	1	2	-	2	-	12			20
	2014	-	5	3	2	1	-	-	-	-	-	-	-	11	-8.3%	▼	11

Type of Court: Circuit

Locale/Circuit: Cumberland 10

Start/End Date: Jan-13 / May-14

Type of Case: Filings

AVG. Month: 46

2013 AVG Month: 47

2014 AVG Month: 42

Jan-May 2013: 295

Jan-May 2014: 212

Filings Trending: Downward ▼

D

a

s

h

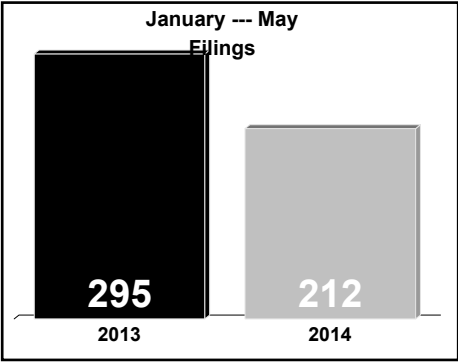
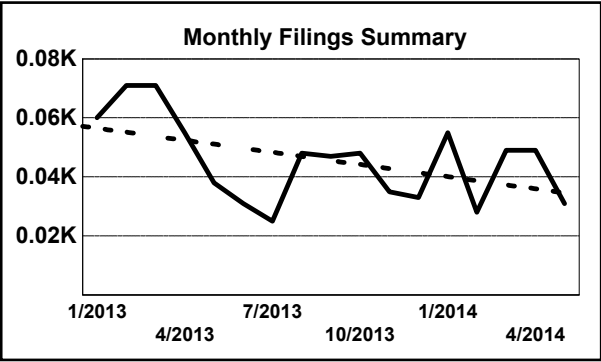
b

o

a

r

d



	Jan	Feb	Mar	Apr	May	Jun	Jul	Aug	Sep	Oct	Nov	Dec	Thru May	% Change	Trending	Total
2013	60	71	71	55	38	31	25	48	47	48	35	33	295			562
2014	55	28	49	49	31	-	-	-	-	-	-	-	212	-28.1%	▼	212

		Jan	Feb	Mar	Apr	May	Jun	Jul	Aug	Sep	Oct	Nov	Dec	Thru May	% Change	Trending	Total
Contested Divorce	2013	1	1	3	3	1	1	-	2	-	1	-	-	9			13
	2014	-	1	2	1	-	-	-	-	-	-	-	-	4	-55.6%	▼	4
Domestic and Family - Level 1	2013	2	-	3	-	-	-	1	-	-	3	-	4	5			13
	2014	-	-	-	1	1	-	-	-	-	-	-	-	2	-60.0%	▼	2
Domestic and Family - Level 2	2013	-	-	-	2	-	-	1	-	-	1	-	-	2			4
	2014	-	-	-	-	1	-	-	-	-	-	-	-	1	-50.0%	▼	1
General Civil - Level 1	2013	-	-	-	-	-	-	1	-	-	3	-	-	0			4
	2014	-	4	1	2	2	-	3	4	1	1	-	-	9	0.0%	↔	18
General Civil - Level 2	2013	-	-	-	-	-	-	-	-	-	-	-	-	-			-
	2014	2	1	1	2	1	-	-	-	-	-	-	-	7	-22.2%	▼	7
General Civil - Level 3	2013	-	-	-	1	-	1	-	1	-	1	-	-	1			4
	2014	-	-	7	-	2	-	-	-	-	-	-	-	9	800.0%	▲	9
Miscellaneous	2013	36	30	19	23	19	10	13	21	24	16	19	21	127			251
	2014	21	15	22	21	14	-	-	-	-	-	-	-	93	-26.8%	▼	93
Misdemeanor	2013	7	2	2	1	3	3	-	7	2	7	4	5	15			43
	2014	7	1	2	4	1	-	-	-	-	-	-	-	15	0.0%	↔	15
Non-Capital Felonies and Related Matters	2013	13	32	33	22	6	12	4	12	15	12	10	1	106			172
	2014	16	4	10	14	8	-	-	-	-	-	-	-	52	-50.9%	▼	52
Other	2013	-	1	3	1	1	3	-	-	1	-	-	-	6			10
	2014	2	-	2	-	-	-	-	-	-	-	-	-	4	-33.3%	▼	4
Other Criminally Related Matters	2013	-	-	-	-	-	-	-	-	-	2	2	-	0			4
	2014	-	4	1	-	1	-	-	-	-	-	-	-	6	0.0%	↔	6
Probates/Wills and Trusts - Level 2	2013	1	-	-	-	1	-	-	-	1	-	-	-	2			3
	2014	2	-	-	-	-	-	-	-	-	-	-	-	2	0.0%	↔	2
Protective Orders	2013	-	1	-	2	-	-	-	-	-	-	-	-	3			3
	2014	-	1	7	-	5	1	2	1	3	1	-	2	13			23
Uncontested Divorce	2013	-	1	7	-	5	1	2	1	3	1	-	2	13			23
	2014	5	1	2	4	2	-	-	-	-	-	-	-	14	7.7%	▲	14

Type of Court: Circuit

Locale/Circuit: Halifax 10

Start/End Date: Jan-13 / May-14

Type of Case: Filings

AVG. Month: 207

2013 AVG Month: 207

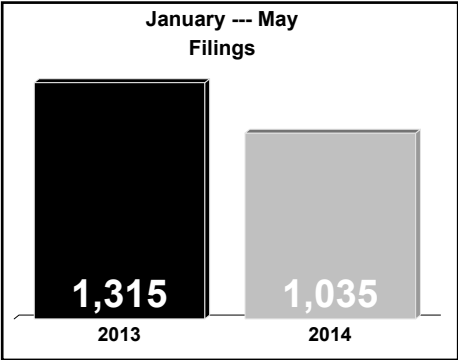
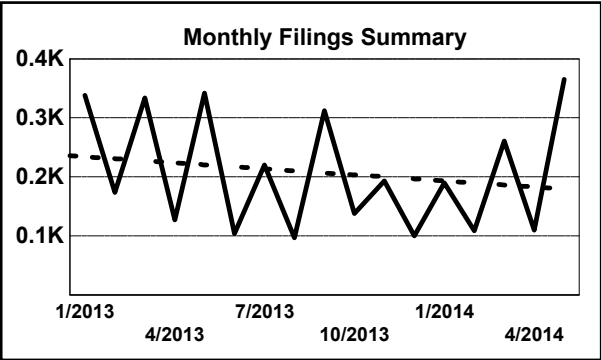
2014 AVG Month: 207

Jan-May 2013: 1,315

Jan-May 2014: 1,035

Filings Trending: Downward ▼

D
a
s
h
b
o
a
r
d



	Jan	Feb	Mar	Apr	May	Jun	Jul	Aug	Sep	Oct	Nov	Dec	Thru May	% Change	Trending	Total
2013	338	174	334	127	342	104	220	97	312	138	193	100	1,315			2,479
2014	190	109	261	110	365	-	-	-	-	-	-	-	1,035	-21.3%	▼	1,035

		Jan	Feb	Mar	Apr	May	Jun	Jul	Aug	Sep	Oct	Nov	Dec	Thru May	% Change	Trending	Total
Administrative Law	2013	1	-	-	-	-	-	-	-	-	-	-	-	1			1
Contested Divorce	2013	3	3	7	3	6	2	7	3	2	1	1	1	22			39
	2014	2	7	10	4	4	-	-	-	-	-	-	-	27	22.7%	▲	27
Domestic and Family - Level 1	2013	1	4	1	5	3	2	1	2	-	1	2	2	14			24
	2014	2	-	1	3	3	-	-	-	-	-	-	-	9	-35.7%	▼	9
Domestic and Family - Level 2	2013	1	1	4	1	1	-	1	4	1	2	1	2	8			19
	2014	1	1	1	1	-	-	-	-	-	-	-	-	4	-50.0%	▼	4
General Civil - Level 1	2013	-	-	-	1	-	1	1	1	-	-	1	-	1			5
	2014	1	-	-	-	1	-	-	-	-	-	-	-	2	100.0%	▲	2
General Civil - Level 2	2013	5	2	3	5	6	5	2	3	8	5	2	2	21			48
	2014	5	2	6	1	4	-	-	-	-	-	-	-	18	-14.3%	▼	18
General Civil - Level 3	2013	1	3	5	1	3	2	5	1	20	3	4	2	13			50
	2014	-	3	2	3	3	-	-	-	-	-	-	-	11	-15.4%	▼	11
Miscellaneous	2013	113	112	115	75	65	32	61	56	46	55	50	51	480			831
	2014	72	68	70	61	37	-	-	-	-	-	-	-	308	-35.8%	▼	308
Misdemeanor	2013	31	17	45	11	33	15	28	15	80	20	30	16	137			341
	2014	33	6	37	8	50	-	-	-	-	-	-	-	134	-2.2%	▼	134
Non-Capital Felonies and Related Matters	2013	156	9	144	12	200	28	90	4	125	29	80	16	521			893
	2014	56	8	109	9	241	-	-	-	-	-	-	-	423	-18.8%	▼	423
Other	2013	5	4	1	5	12	4	13	2	12	10	5	1	27			74
	2014	10	7	13	12	12	-	-	-	-	-	-	-	54	100.0%	▲	54
Other Criminally Related Matters	2013	11	5	3	3	4	3	2	1	5	-	4	-	26			41
	2014	3	1	2	-	-	-	-	-	-	-	-	-	6	-76.9%	▼	6
Probates/Wills and Trusts	2013	-	-	-	-	-	-	1	-	1	-	-	-	0			2
Probates/Wills and Trusts - Level 2	2013	-	3	1	-	-	2	1	2	3	-	1	-	4	0.0%	↔	13
	2014	-	-	-	1	2	-	-	-	-	-	-	-	3	-25.0%	▼	3
Protective Orders	2013	-	-	-	-	-	-	-	-	-	-	-	1	0			1
	2014	-	2	-	-	-	-	-	-	-	-	-	-	2	0.0%	↔	2
Uncontested Divorce	2013	10	11	5	5	9	8	7	3	9	12	12	6	40			97
	2014	5	4	10	7	8	-	-	-	-	-	-	-	34	-15.0%	▼	34

Type of Court: Circuit

Locale/Circuit: Lunenburg 10

Start/End Date: Jan-13 / May-14

Type of Case: Filings

AVG. Month: 86

2013 AVG Month: 101

2014 AVG Month: 51

Jan-May 2013: 863

Jan-May 2014: 254

Filings Trending: Downward ▼

D

a

s

h

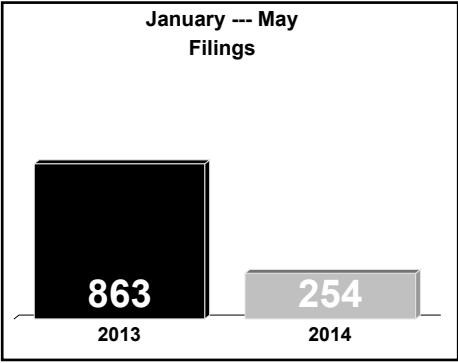
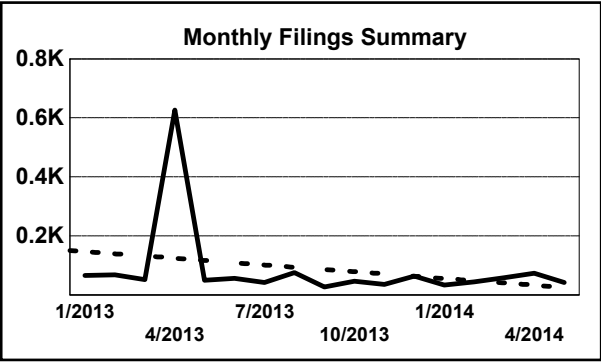
b

o

a

r

d



	Jan	Feb	Mar	Apr	May	Jun	Jul	Aug	Sep	Oct	Nov	Dec	Thru May	% Change	Trending	Total
2013	66	69	52	626	50	57	43	76	27	47	36	64	863			1,213
2014	34	45	59	74	42	-	-	-	-	-	-	-	254	-70.6%	▼	254

		Jan	Feb	Mar	Apr	May	Jun	Jul	Aug	Sep	Oct	Nov	Dec	Thru May	% Change	Trending	Total
Contested Divorce	2013	-	-	-	-	-	3	1	3	1	-	-	1	0			9
	2014	-	-	2	4	2	-	-	-	-	-	-	-	8	0.0%	↔	8
Domestic and Family - Level 1	2013	-	-	-	-	-	-	-	1	4	1	-	-	0			6
	2014	-	3	1	-	-	-	-	-	-	-	-	-	4	0.0%	↔	4
Domestic and Family - Level 2	2013	-	-	-	1	-	-	-	-	-	-	-	1	1			2
	2014	-	-	3	4	-	-	-	-	-	-	-	-	7	600.0%	▲	7
General Civil - Level 1	2013	-	-	1	-	1	1	-	-	-	-	-	-	2			3
	2014	2	-	6	11	-	3	3	1	-	-	4	1	19			31
General Civil - Level 2	2013	2	-	3	2	8	2	2	3	-	1	-	2	15			25
	2014	-	-	-	3	1	-	-	-	-	-	-	-	4	-73.3%	▼	4
Miscellaneous	2013	41	40	25	33	30	20	28	25	19	17	15	31	169			324
	2014	18	28	28	24	15	-	-	-	-	-	-	-	113	-33.1%	▼	113
Misdemeanor	2013	4	4	-	4	2	5	4	1	-	-	1	1	14			26
	2014	1	2	2	1	5	-	-	-	-	-	-	-	11	-21.4%	▼	11
Non-Capital Felonies and Related Matters	2013	14	21	15	574	6	22	4	39	2	26	13	25	630			761
	2014	14	9	16	35	17	-	-	-	-	-	-	-	91	-85.6%	▼	91
Other	2013	-	-	-	-	-	-	-	-	1	-	1	-	0			2
	2014	3	1	1	1	-	-	-	1	-	1	-	1	6	0.0%	↔	9
Other Criminally Related Matters	2013	-	-	-	-	-	-	-	-	-	-	-	-	-			-
	2014	-	-	1	-	-	-	-	-	-	-	-	-	1	-83.3%	▼	1
Probates/Wills and Trusts	2013	-	-	-	-	2	-	-	-	-	-	1	1	2			4
	2014	-	3	1	-	1	1	1	2	-	1	1	-	5			11
Uncontested Divorce	2013	-	3	1	-	1	1	1	2	-	1	1	-	5			11
	2014	-	-	5	3	1	-	-	-	-	-	-	-	9	80.0%	▲	9

Type of Court: Circuit

Locale/Circuit: Mecklenburg 10

Start/End Date: Jan-13 / May-14

Type of Case: Filings

AVG. Month: 238

2013 AVG Month: 239

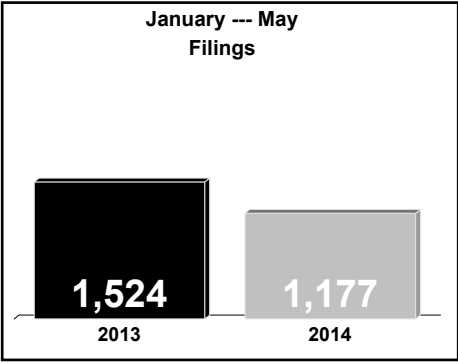
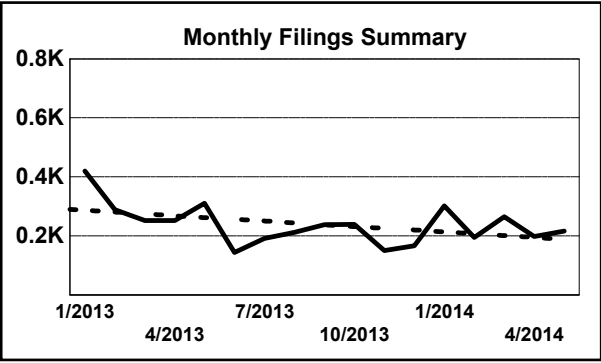
2014 AVG Month: 235

Jan-May 2013: 1,524

Jan-May 2014: 1,177

Filings Trending: Downward ▼

D
a
s
h
b
o
a
r
d



	Jan	Feb	Mar	Apr	May	Jun	Jul	Aug	Sep	Oct	Nov	Dec	Thru May	% Change	Trending	Total
2013	420	289	252	252	311	144	192	212	238	239	151	167	1,524			2,867
2014	302	195	265	198	217	-	-	-	-	-	-	-	1,177	-22.8%	▼	1,177

		Jan	Feb	Mar	Apr	May	Jun	Jul	Aug	Sep	Oct	Nov	Dec	Thru May	% Change	Trending	Total
Administrative Law	2013	1	-	-	-	-	-	-	-	-	2	-	-	1			3
	2014	-	-	-	1	-	-	-	-	-	-	-	-	1	0.0%	↔	1
Contested Divorce	2013	3	3	3	9	3	2	6	6	5	3	3	3	21			49
	2014	1	3	4	2	5	-	-	-	-	-	-	-	15	-28.6%	▼	15
Domestic and Family - Level 1	2013	3	3	1	2	2	2	-	1	1	-	1	3	11			19
	2014	3	5	2	6	2	-	-	-	-	-	-	-	18	63.6%	▲	18
Domestic and Family - Level 2	2013	-	-	-	-	-	-	1	-	1	-	-	-	0			2
	2014	-	-	-	-	1	-	-	-	-	-	-	-	1	0.0%	↔	1
General Civil - Level 1	2013	1	-	1	-	1	1	-	2	-	1	-	-	3			7
	2014	-	1	-	-	1	-	-	-	-	-	-	-	2	-33.3%	▼	2
General Civil - Level 2	2013	4	1	8	6	6	3	6	4	6	4	5	-	25			53
	2014	4	3	2	3	-	-	-	-	-	-	-	-	12	-52.0%	▼	12
General Civil - Level 3	2013	4	3	1	3	4	4	2	2	34	2	2	1	15			62
	2014	5	3	3	3	-	-	-	-	-	-	-	-	14	-6.7%	▼	14
Miscellaneous	2013	104	90	102	57	50	37	41	41	42	51	44	51	403			710
	2014	53	48	46	48	42	-	-	-	-	-	-	-	237	-41.2%	▼	237
Misdemeanor	2013	33	36	17	25	41	26	27	53	35	28	10	15	152			346
	2014	24	10	34	19	15	-	-	-	-	-	-	-	102	-32.9%	▼	102
Non-Capital Felonies and Related Matters	2013	255	127	101	124	191	53	92	91	98	134	72	81	798			1,419
	2014	196	109	154	98	137	-	-	-	-	-	-	-	694	-13.0%	▼	694
Other	2013	1	10	6	11	2	3	5	1	3	3	7	6	30			58
	2014	3	2	4	3	2	-	-	-	-	-	-	-	14	-53.3%	▼	14
Other Criminally Related Matters	2013	-	8	4	5	5	5	2	6	7	4	3	5	22			54
	2014	7	-	-	2	3	-	-	-	-	-	-	-	12	-45.5%	▼	12
Probates/Wills and Trusts - Level 2	2013	-	-	1	-	-	1	-	1	-	1	-	-	1			4
	2014	-	-	3	-	-	-	-	-	-	-	-	-	3	200.0%	▲	3
Protective Orders	2013	-	-	-	-	-	-	2	-	-	-	-	-	0			2
Uncontested Divorce	2013	11	8	7	10	6	7	8	4	6	6	4	2	42	0.0%	↔	79
	2014	6	11	13	13	9	-	-	-	-	-	-	-	52	23.8%	▲	52

Type of Court: Circuit

Locale/Circuit: Prince Edward 10

Start/End Date: Jan-13 / May-14

Type of Case: Filings

AVG. Month: 148

2013 AVG Month: 138

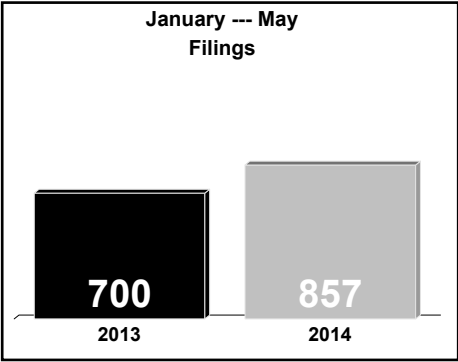
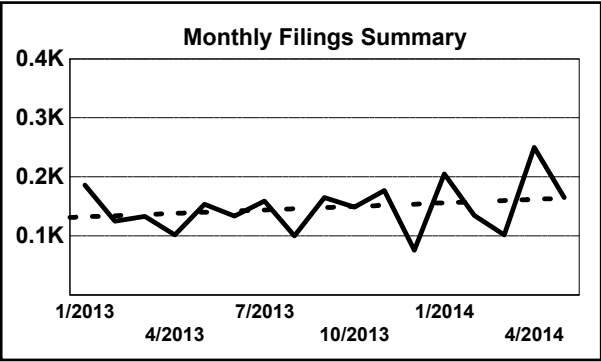
2014 AVG Month: 171

Jan-May 2013: 700

Jan-May 2014: 857

Filings Trending: Upward ▲

D
a
s
h
b
o
a
r
d

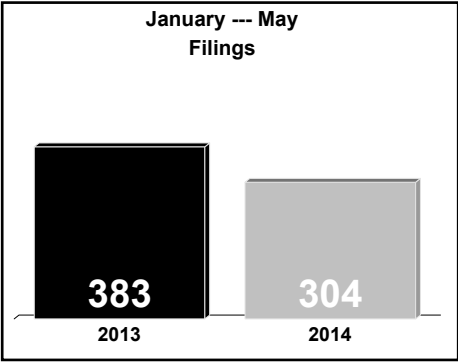
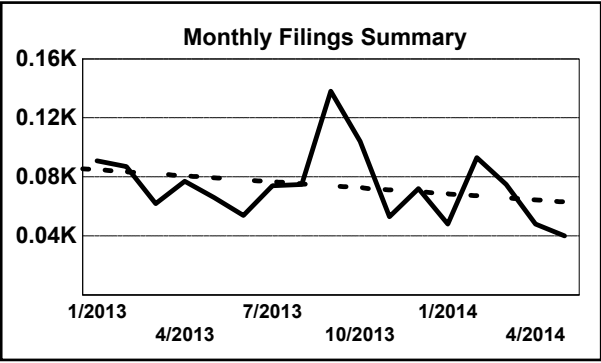


	Jan	Feb	Mar	Apr	May	Jun	Jul	Aug	Sep	Oct	Nov	Dec	Thru May	% Change	Trending	Total
2013	186	125	133	102	154	134	159	100	165	149	177	76	700			1,660
2014	205	135	102	250	165	-	-	-	-	-	-	-	857	22.4%	▲	857

		Jan	Feb	Mar	Apr	May	Jun	Jul	Aug	Sep	Oct	Nov	Dec	Thru May	% Change	Trending	Total
Contested Divorce	2013	2	-	2	2	1	-	3	3	3	1	2	-	7			19
	2014	3	2	1	2	1	-	-	-	-	-	-	-	9	28.6%	▲	9
Domestic and Family - Level 1	2013	-	1	-	2	10	1	-	1	7	3	2	-	13			27
	2014	-	4	-	-	1	-	-	-	-	-	-	-	5	-61.5%	▼	5
Domestic and Family - Level 2	2013	1	-	-	1	1	2	1	2	-	-	1	-	3			9
	2014	1	1	-	-	-	-	-	-	-	-	-	-	2	-33.3%	▼	2
General Civil - Level 1	2013	1	-	-	-	-	2	-	1	-	-	-	1	1	0.0%	↔	5
	2014	1	-	-	-	-	-	-	-	-	-	-	-	1	0.0%	↔	1
General Civil - Level 2	2013	4	2	2	1	6	2	3	6	3	2	1	1	15			33
	2014	4	4	1	3	3	-	-	-	-	-	-	-	15	0.0%	↔	15
General Civil - Level 3	2013	1	3	2	-	1	2	-	1	1	3	-	-	7			14
	2014	-	2	-	1	1	-	-	-	-	-	-	-	4	-42.9%	▼	4
Miscellaneous	2013	60	62	45	33	21	24	31	38	32	30	32	32	221			440
	2014	40	35	31	23	29	-	-	-	-	-	-	-	158	-28.5%	▼	158
Misdemeanor	2013	19	17	9	11	24	12	20	10	16	12	26	11	80			187
	2014	10	4	8	113	33	-	-	-	-	-	-	-	168	110.0%	▲	168
Non-Capital Felonies and Related Matters	2013	89	31	66	44	85	84	93	31	83	87	103	26	315			822
	2014	133	75	53	98	90	-	-	-	-	-	-	-	449	42.5%	▲	449
Other	2013	-	3	2	-	-	1	-	-	13	-	1	-	5			20
	2014	-	1	-	2	-	-	-	-	-	-	-	-	3	-40.0%	▼	3
Other Criminally Related Matters	2013	3	-	2	3	-	1	2	-	1	-	4	-	8			16
	2014	3	-	2	3	2	-	-	-	-	-	-	-	10	25.0%	▲	10
Probates/Wills and Trusts	2013	-	-	-	-	-	-	-	-	-	-	1	-	0			1
Probates/Wills and Trusts - Level 2	2013	-	-	1	-	-	-	1	1	-	-	-	-	1	0.0%	↔	3
	2014	2	-	1	-	2	-	-	-	-	-	-	-	5	400.0%	▲	5
Protective Orders	2013	-	-	-	-	1	-	-	-	-	-	-	-	1			1
	2014	-	1	-	-	-	-	-	-	-	-	-	-	1	0.0%	↔	1
Uncontested Divorce	2013	6	6	2	5	4	3	5	6	6	11	4	5	23			63
	2014	8	6	5	5	3	-	-	-	-	-	-	-	27	17.4%	▲	27

Type of Court: Circuit
Locale/Circuit: Amelia 11
Start/End Date: Jan-13 / May-14
Type of Case: Filings
AVG. Month: 74
2013 AVG Month: 79
2014 AVG Month: 61
Jan-May 2013: 383
Jan-May 2014: 304
Filings Trending: Downward ▼

D
a
s
h
b
o
a
r
d



	Jan	Feb	Mar	Apr	May	Jun	Jul	Aug	Sep	Oct	Nov	Dec	Thru May	% Change	Trending	Total
2013	91	87	62	77	66	54	74	75	138	104	53	72	383			953
2014	48	93	75	48	40	-	-	-	-	-	-	-	304	-20.6%	▼	304

		Jan	Feb	Mar	Apr	May	Jun	Jul	Aug	Sep	Oct	Nov	Dec	Thru May	% Change	Trending	Total
Contested Divorce	2013	1	1	-	2	2	1	1	-	-	1	1	1	6			11
	2014	1	1	3	4	-	-	-	-	-	-	-	-	9	50.0%	▲	9
Domestic and Family - Lev	2013	-	-	-	-	3	4	2	-	2	2	1	2	3			16
Domestic and Family - Lev	2013	-	1	-	-	3	1	-	-	1	-	1	1	4			8
General Civil - Level 2	2013	4	4	1	2	1	1	2	-	2	3	1	-	12			21
	2014	-	3	-	2	-	-	-	-	-	-	-	-	5	-58.3%	▼	5
General Civil - Level 3	2013	1	-	1	1	-	-	-	-	1	1	-	-	3			5
	2014	1	3	1	5	1	-	-	-	-	-	-	-	11	266.7%	▲	11
Miscellaneous	2013	62	56	44	37	31	24	18	28	27	31	32	38	230			428
	2014	25	35	49	23	24	-	-	-	-	-	-	-	156	-32.2%	▼	156
Misdemeanor	2013	2	4	3	8	2	2	4	10	8	10	8	7	19			68
	2014	6	1	10	3	5	-	-	-	-	-	-	-	25	31.6%	▲	25
Non-Capital Felonies and Related Matters	2013	12	14	9	10	14	10	37	29	91	48	6	19	59			299
	2014	10	41	5	8	5	-	-	-	-	-	-	-	69	16.9%	▲	69
Other	2013	2	1	1	3	1	3	-	3	3	3	2	1	8			23
	2014	2	-	-	-	2	-	-	-	-	-	-	-	4	-50.0%	▼	4
Other Criminally Related Matters	2013	3	2	1	8	4	6	6	3	2	2	-	2	18			39
	2014	1	4	3	1	2	-	-	-	-	-	-	-	11	-38.9%	▼	11
Probates/Wills and Trusts	2013	-	2	-	1	-	-	-	1	1	-	-	-	3			5
Uncontested Divorce	2013	4	2	2	5	5	2	4	1	-	3	1	1	18			30
	2014	2	5	4	2	1	-	-	-	-	-	-	-	14	-22.2%	▼	14

Type of Court: Circuit

Locale/Circuit: Dinwiddie 11

Start/End Date: Jan-13 / May-14

Type of Case: Filings

AVG. Month: 160

2013 AVG Month: 164

2014 AVG Month: 151

Jan-May 2013: 910

Jan-May 2014: 756

Filings Trending: Downward ▼

D

a

s

h

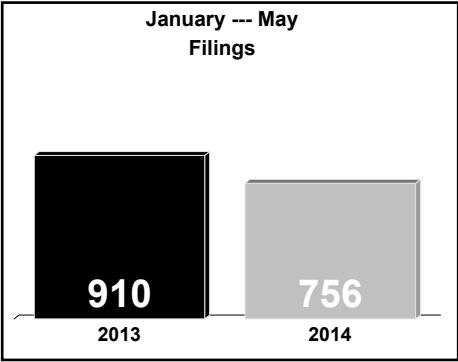
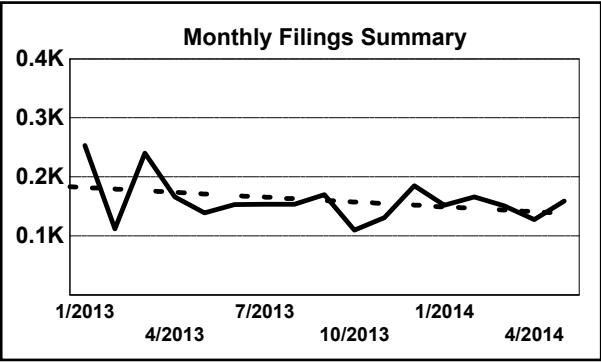
b

o

a

r

d



	Jan	Feb	Mar	Apr	May	Jun	Jul	Aug	Sep	Oct	Nov	Dec	Thru May	% Change	Trending	Total
2013	253	112	240	166	139	153	154	154	170	110	131	185	910			1,967
2014	152	166	151	128	159	-	-	-	-	-	-	-	756	-16.9%	▼	756

		Jan	Feb	Mar	Apr	May	Jun	Jul	Aug	Sep	Oct	Nov	Dec	Thru May	% Change	Trending	Total
Administrative Law	2013	-	-	-	-	-	1	1	-	-	-	-	-	0			2
Contested Divorce	2013	4	2	5	5	4	1	-	-	-	4	-	2	20	0.0%	↔	27
	2014	1	5	3	4	2	-	-	-	-	-	-	-	15	-25.0%	▼	15
Domestic and Family - Level 1	2013	7	1	2	4	2	1	4	11	5	7	5	5	16			54
	2014	4	2	4	3	5	-	-	-	-	-	-	-	18	12.5%	▲	18
Domestic and Family - Level 2	2013	7	4	6	4	7	5	2	4	7	7	7	2	28			62
	2014	6	4	1	2	1	-	-	-	-	-	-	-	14	-50.0%	▼	14
General Civil - Level 1	2013	-	-	-	-	-	-	1	-	-	-	-	-	0			1
General Civil - Level 2	2013	3	-	2	3	6	2	3	1	3	2	3	6	14	0.0%	↔	34
	2014	6	1	4	10	9	-	-	-	-	-	-	-	30	114.3%	▲	30
General Civil - Level 3	2013	1	5	2	3	-	16	-	3	2	1	9	2	11			44
	2014	3	2	4	3	1	-	-	-	-	-	-	-	13	18.2%	▲	13
Miscellaneous	2013	119	33	182	74	52	48	42	72	73	44	44	67	460			850
	2014	62	69	63	47	35	-	-	-	-	-	-	-	276	-40.0%	▼	276
Misdemeanor	2013	27	14	20	19	11	19	20	16	24	7	19	24	91			220
	2014	16	19	20	11	20	-	-	-	-	-	-	-	86	-5.5%	▼	86
Non-Capital Felonies and Related Matters	2013	74	40	12	41	45	40	60	18	37	24	35	71	212			497
	2014	43	47	38	29	59	-	-	-	-	-	-	-	216	1.9%	▲	216
Other	2013	-	-	1	-	-	-	-	-	-	-	1	-	1			2
	2014	-	-	-	-	6	-	-	-	-	-	-	-	6	500.0%	▲	6
Other Criminally Related Matters	2013	9	8	2	3	7	13	11	19	9	5	6	3	29			95
	2014	7	8	2	11	8	-	-	-	-	-	-	-	36	24.1%	▲	36
Probates/Wills and Trusts	2013	-	-	-	-	-	-	-	-	1	-	-	-	0			1
Probates/Wills and Trusts - Level 2	2013	-	-	2	1	1	1	1	-	1	-	1	-	4	0.0%	↔	8
	2014	1	2	2	1	-	-	-	-	-	-	-	-	6	50.0%	▲	6
Uncontested Divorce	2013	2	5	4	9	4	6	9	10	8	9	1	3	24			70
	2014	3	7	10	7	13	-	-	-	-	-	-	-	40	66.7%	▲	40

Type of Court: Circuit

Locale/Circuit: Nottoway 11

Start/End Date: Jan-13 / May-14

Type of Case: Filings

AVG. Month: 78

2013 AVG Month: 80

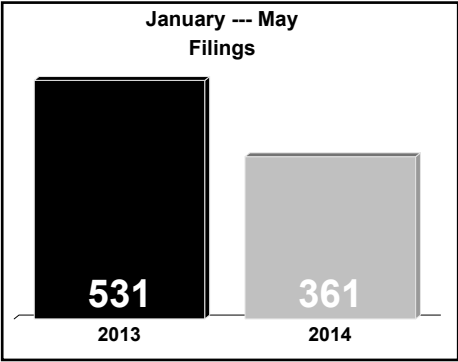
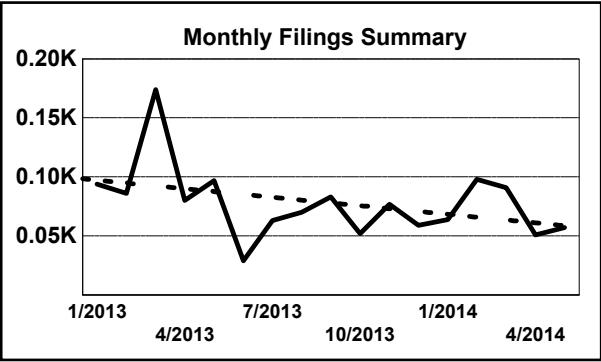
2014 AVG Month: 72

Jan-May 2013: 531

Jan-May 2014: 361

Filings Trending: Downward ▼

D
a
s
h
b
o
a
r
d



	Jan	Feb	Mar	Apr	May	Jun	Jul	Aug	Sep	Oct	Nov	Dec	Thru May	% Change	Trending	Total
2013	94	86	174	80	97	29	63	70	83	52	77	59	531			964
2014	64	98	91	51	57	-	-	-	-	-	-	-	361	-32.0%	▼	361

		Jan	Feb	Mar	Apr	May	Jun	Jul	Aug	Sep	Oct	Nov	Dec	Thru May	% Change	Trending	Total
Administrative Law	2013	2	-	-	-	-	-	1	1	-	-	-	-	2			4
Contested Divorce	2013	-	1	1	3	-	1	2	-	1	3	1	1	5			14
	2014	2	1	-	1	2	-	-	-	-	-	-	-	6	20.0%	▲	6
Domestic and Family - Level 1	2013	-	-	1	-	2	-	1	1	-	-	-	-	3			5
	2014	1	2	1	1	-	-	-	-	-	-	-	-	5	66.7%	▲	5
Domestic and Family - Level 2	2013	-	1	1	-	-	-	-	-	-	-	1	-	2			3
	2014	-	-	-	-	1	-	-	-	-	-	-	-	1	-50.0%	▼	1
General Civil - Level 1	2013	-	-	-	-	-	-	1	-	-	-	-	-	0			1
	2014	-	-	2	-	-	-	-	-	-	-	-	-	2	0.0%	↔	2
General Civil - Level 2	2013	4	1	3	-	-	2	1	4	2	2	1	3	8			23
	2014	1	3	6	-	3	-	-	-	-	-	-	-	13	62.5%	▲	13
General Civil - Level 3	2013	4	-	2	3	1	1	2	15	4	-	2	5	10			39
	2014	4	-	3	-	1	-	-	-	-	-	-	-	8	-20.0%	▼	8
Miscellaneous	2013	54	56	37	31	27	9	18	23	24	27	23	20	205			349
	2014	22	44	38	25	12	-	-	-	-	-	-	-	141	-31.2%	▼	141
Misdemeanor	2013	5	8	15	7	8	8	7	7	5	5	17	10	43			102
	2014	4	9	18	5	11	-	-	-	-	-	-	-	47	9.3%	▲	47
Non-Capital Felonies and Related Matters	2013	20	11	100	31	54	4	26	15	44	13	28	16	216			362
	2014	24	31	15	11	21	-	-	-	-	-	-	-	102	-52.8%	▼	102
Other	2013	-	-	3	-	1	-	1	-	1	-	-	-	4			6
	2014	2	-	2	2	2	-	-	-	-	-	-	-	8	100.0%	▲	8
Other Criminally Related Matters	2013	4	4	6	-	2	1	-	1	-	1	3	3	16			25
	2014	1	6	2	2	-	-	-	-	-	-	-	-	11	-31.3%	▼	11
Probates/Wills and Trusts	2013	-	-	-	1	-	-	-	-	-	-	-	-	1			1
Probates/Wills and Trusts - Level 2	2013	-	1	-	3	-	1	-	1	-	1	-	-	4			7
	2014	-	-	-	1	-	-	-	-	-	-	-	-	1	-75.0%	▼	1
Protective Orders	2013	-	1	-	-	-	-	-	-	-	-	-	-	1			1
Uncontested Divorce	2013	1	2	5	1	2	2	3	2	2	-	1	1	11			22
	2014	3	2	4	3	4	-	-	-	-	-	-	-	16	45.5%	▲	16

Type of Court: Circuit

Locale/Circuit: Powhatan 11

Start/End Date: Jan-13 / May-14

Type of Case: Filings

AVG. Month: 123

2013 AVG Month: 123

2014 AVG Month: 124

Jan-May 2013: 708

Jan-May 2014: 618

Filings Trending: Downward ▼

D

a

s

h

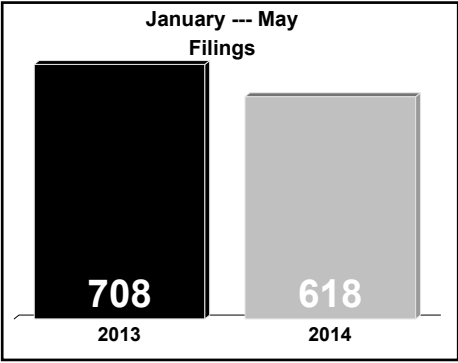
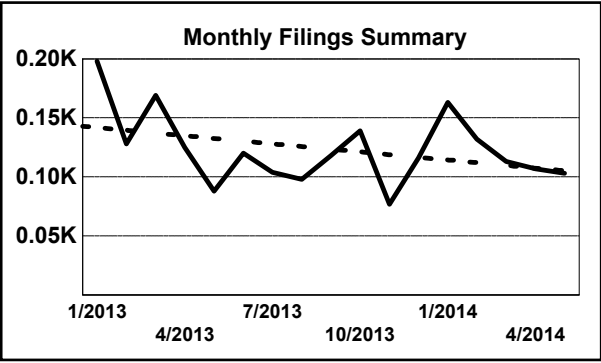
b

o

a

r

d



	Jan	Feb	Mar	Apr	May	Jun	Jul	Aug	Sep	Oct	Nov	Dec	Thru May	% Change	Trending	Total
2013	198	128	169	125	88	120	104	98	118	139	77	116	708			1,480
2014	163	132	113	107	103	-	-	-	-	-	-	-	618	-12.7%	▼	618

		Jan	Feb	Mar	Apr	May	Jun	Jul	Aug	Sep	Oct	Nov	Dec	Thru May	% Change	Trending	Total
Administrative Law	2013	1	1	-	-	-	-	-	-	-	-	-	-	2			2
	2014	1	-	-	-	-	-	-	-	-	-	-	-	1	-50.0%	▼	1
Contested Divorce	2013	4	1	1	3	6	6	4	2	2	5	4	1	15			39
	2014	9	9	5	5	2	-	-	-	-	-	-	-	30	100.0%	▲	30
Domestic and Family - Level 1	2013	-	-	-	-	-	-	1	-	-	-	-	-	0			1
	2014	-	-	-	-	1	-	-	-	-	-	-	-	1	0.0%	↔	1
Domestic and Family - Level 2	2013	-	-	1	-	-	-	-	-	-	1	1	-	1			3
	2014	-	-	-	2	-	-	-	-	-	-	-	-	2	100.0%	▲	2
General Civil - Level 1	2013	-	-	-	-	-	2	1	-	-	-	1	-	0			4
	2014	-	-	1	-	-	-	-	-	-	-	-	-	1	0.0%	↔	1
General Civil - Level 2	2013	3	3	5	6	4	5	8	4	8	8	5	4	21			63
	2014	-	2	5	5	6	-	-	-	-	-	-	-	18	-14.3%	▼	18
General Civil - Level 3	2013	1	1	4	1	2	1	3	-	3	1	2	1	9			20
	2014	2	1	2	1	5	-	-	-	-	-	-	-	11	22.2%	▲	11
Miscellaneous	2013	146	99	126	59	64	52	48	63	72	77	50	70	494			926
	2014	118	93	79	66	50	-	-	-	-	-	-	-	406	-17.8%	▼	406
Misdemeanor	2013	5	-	7	2	2	5	4	6	11	5	2	5	16			54
	2014	5	2	2	5	7	-	-	-	-	-	-	-	21	31.3%	▲	21
Non-Capital Felonies and Related Matters	2013	24	9	19	36	3	37	22	12	17	31	3	27	91			240
	2014	14	17	8	15	18	-	-	-	-	-	-	-	72	-20.9%	▼	72
Other	2013	4	-	1	3	-	4	-	1	-	2	1	1	8			17
	2014	1	1	3	1	3	-	-	-	-	-	-	-	9	12.5%	▲	9
Other Criminally Related Matters	2013	3	2	1	1	3	3	5	3	1	2	2	-	10			26
	2014	4	2	1	-	3	-	-	-	-	-	-	-	10	0.0%	↔	10
Probates/Wills and Trusts	2013	-	2	-	-	-	-	-	-	-	-	-	-	2			2
Probates/Wills and Trusts - Level 2	2013	2	-	-	-	-	-	2	1	-	1	1	-	2			7
	2014	-	1	1	2	-	-	-	-	-	-	-	-	4	100.0%	▲	4
Uncontested Divorce	2013	5	10	4	14	4	5	6	6	4	6	5	7	37			76
	2014	9	4	6	5	8	-	-	-	-	-	-	-	32	-13.5%	▼	32

Type of Court: Circuit

Locale/Circuit: Petersburg 11

Start/End Date: Jan-13 / May-14

Type of Case: Filings

AVG. Month: 218

2013 AVG Month: 220

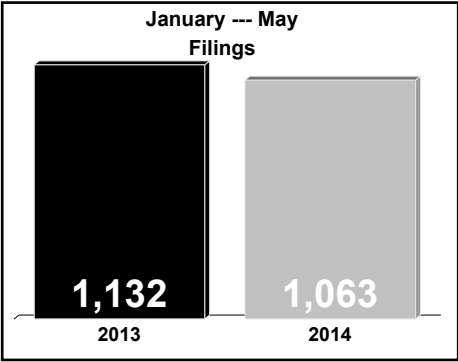
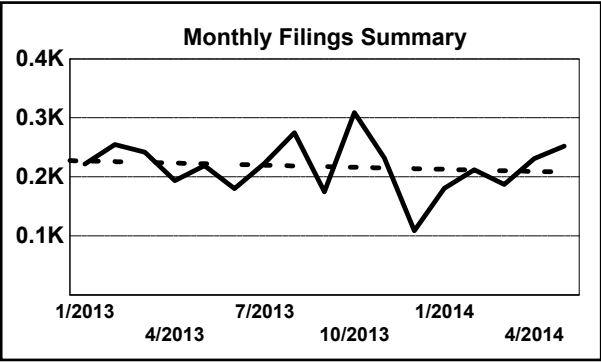
2014 AVG Month: 213

Jan-May 2013: 1,132

Jan-May 2014: 1,063

Filings Trending: Downward ▼

D
a
s
h
b
o
a
r
d



	Jan	Feb	Mar	Apr	May	Jun	Jul	Aug	Sep	Oct	Nov	Dec	Thru May	% Change	Trending	Total
2013	222	255	242	194	219	180	223	275	175	309	232	109	1,132			2,635
2014	181	212	187	231	252	-	-	-	-	-	-	-	1,063	-6.1%	▼	1,063

		Jan	Feb	Mar	Apr	May	Jun	Jul	Aug	Sep	Oct	Nov	Dec	Thru May	% Change	Trending	Total
Administrative Law	2013	-	1	2	1	-	1	-	-	2	-	1	-	4			8
Contested Divorce	2013	2	4	5	4	3	2	3	1	2	3	2	1	18			32
	2014	4	2	2	7	6	-	-	-	-	-	-	-	21	16.7%	▲	21
Domestic and Family - Level 1	2013	5	3	6	1	11	1	4	13	5	9	4	3	26			65
	2014	3	3	4	3	2	-	-	-	-	-	-	-	15	-42.3%	▼	15
Domestic and Family - Level 2	2013	1	-	1	1	-	1	4	3	2	1	2	-	3			16
	2014	4	2	-	2	2	-	-	-	-	-	-	-	10	233.3%	▲	10
General Civil - Level 1	2013	2	1	1	-	-	-	-	1	1	1	1	-	4			8
	2014	1	-	-	-	3	-	-	-	-	-	-	-	4	0.0%	↔	4
General Civil - Level 2	2013	9	8	12	8	7	9	11	16	9	13	10	5	44			117
	2014	9	8	9	13	8	-	-	-	-	-	-	-	47	6.8%	▲	47
General Civil - Level 3	2013	6	21	7	9	6	7	9	8	9	7	16	12	49			117
	2014	6	12	8	6	7	-	-	-	-	-	-	-	39	-20.4%	▼	39
Miscellaneous	2013	44	51	40	42	52	49	25	35	25	40	34	26	229			463
	2014	39	50	41	39	34	-	-	-	-	-	-	-	203	-11.4%	▼	203
Misdemeanor	2013	19	24	20	27	25	31	23	37	33	17	21	17	115			294
	2014	26	22	13	18	48	-	-	-	-	-	-	-	127	10.4%	▲	127
Non-Capital Felonies and Related Matters	2013	117	88	109	74	92	57	116	124	75	173	96	32	480			1,153
	2014	72	95	99	116	117	-	-	-	-	-	-	-	499	4.0%	▲	499
Other	2013	-	-	-	-	1	1	4	-	1	2	1	1	1			11
	2014	-	-	-	1	1	-	-	-	-	-	-	-	2	100.0%	▲	2
Other Criminally Related Matters	2013	11	47	27	17	16	16	15	30	8	34	32	10	118			263
	2014	13	9	2	19	16	-	-	-	-	-	-	-	59	-50.0%	▼	59
Probates/Wills and Trusts - Level 2	2013	1	1	1	2	-	1	1	1	-	1	1	-	5			10
	2014	2	2	2	-	1	-	-	-	-	-	-	-	7	40.0%	▲	7
Uncontested Divorce	2013	5	6	11	8	6	4	8	6	3	8	11	2	36			78
	2014	2	7	7	7	7	-	-	-	-	-	-	-	30	-16.7%	▼	30

Type of Court: Circuit

Locale/Circuit: Chesterfield 12

Start/End Date: Jan-13 / May-14

Type of Case: Filings

AVG. Month: 1,328

2013 AVG Month: 1,329

2014 AVG Month: 1,325

Jan-May 2013: 7,809

Jan-May 2014: 6,624

Filings Trending: Downward ▼

D

a

s

h

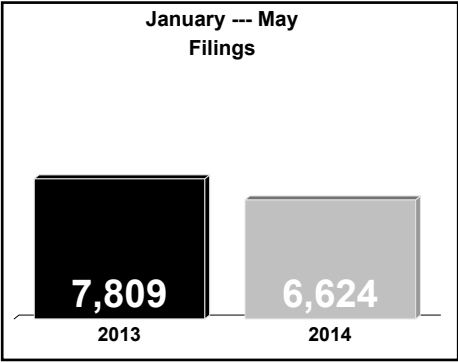
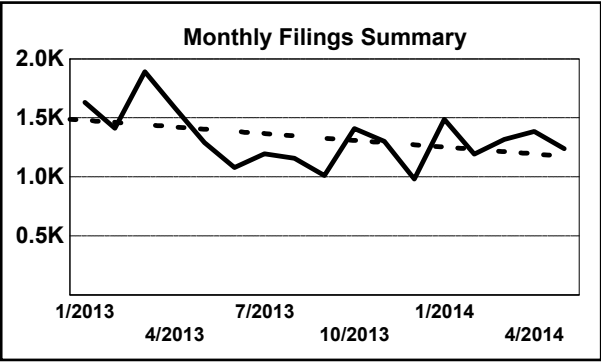
b

o

a

r

d



	Jan	Feb	Mar	Apr	May	Jun	Jul	Aug	Sep	Oct	Nov	Dec	Thru May	% Change	Trending	Total
2013	1,630	1,413	1,890	1,586	1,290	1,079	1,196	1,158	1,011	1,409	1,302	981	7,809			15,945
2014	1,489	1,192	1,317	1,386	1,240	-	-	-	-	-	-	-	6,624	-15.2%	▼	6,624

		Jan	Feb	Mar	Apr	May	Jun	Jul	Aug	Sep	Oct	Nov	Dec	Thru May	% Change	Trending	Total
Administrative Law	2013	1	2	1	-	2	2	1	4	-	1	1	-	6			15
	2014	1	-	3	1	1	-	-	-	-	-	-	-	6	0.0%	↔	6
Contested Divorce	2013	24	24	28	36	41	34	41	24	39	30	27	29	153			377
	2014	38	39	46	41	26	-	-	-	-	-	-	-	190	24.2%	▲	190
Domestic and Family - Level 1	2013	16	17	40	40	28	23	22	41	22	19	49	39	141			356
	2014	29	25	29	38	17	-	-	-	-	-	-	-	138	-2.1%	▼	138
Domestic and Family - Level 2	2013	5	8	7	8	13	5	7	4	5	4	3	3	41			72
	2014	8	10	11	10	5	-	-	-	-	-	-	-	44	7.3%	▲	44
General Civil - Level 1	2013	3	1	1	3	4	3	1	-	2	-	5	2	12			25
	2014	1	-	-	-	-	-	-	-	-	-	-	-	1	-91.7%	▼	1
General Civil - Level 2	2013	50	38	50	49	50	54	61	77	53	57	70	73	237			682
	2014	61	45	52	61	71	-	-	-	-	-	-	-	290	22.4%	▲	290
General Civil - Level 3	2013	19	15	13	29	33	28	17	23	24	14	21	21	109			257
	2014	33	22	15	15	10	-	-	-	-	-	-	-	95	-12.8%	▼	95
Miscellaneous	2013	985	726	1,063	845	451	329	430	374	261	566	493	352	4,070			6,875
	2014	582	456	465	567	471	-	-	-	-	-	-	-	2,541	-37.6%	▼	2,541
Misdemeanor	2013	132	167	188	122	146	157	145	155	95	244	172	94	755			1,817
	2014	223	127	173	152	106	-	-	-	-	-	-	-	781	3.4%	▲	781
Non-Capital Felonies and Related Matters	2013	279	270	347	309	389	294	321	305	376	317	353	237	1,594			3,797
	2014	354	296	350	331	354	-	-	-	-	-	-	-	1,685	5.7%	▲	1,685
Other	2013	26	28	30	35	25	31	29	27	22	29	20	35	144			337
	2014	46	31	35	29	47	-	-	-	-	-	-	-	188	30.6%	▲	188
Other Criminally Related Matters	2013	15	34	33	28	30	30	34	42	24	44	22	26	140			362
	2014	40	37	46	35	36	-	-	-	-	-	-	-	194	38.6%	▲	194
Probates/Wills and Trusts - Level 1	2013	1	-	1	2	-	-	2	1	3	1	1	1	4			13
	2014	2	1	2	2	-	-	-	-	-	-	-	-	7	75.0%	▲	7
Probates/Wills and Trusts - Level 2	2013	4	10	7	8	7	10	4	3	8	7	6	2	36			76
	2014	9	8	11	6	11	-	-	-	-	-	-	-	45	25.0%	▲	45
Protective Orders	2013	-	-	-	-	-	-	-	-	-	3	-	1	0			4
Uncontested Divorce	2013	70	73	81	72	71	79	81	78	77	73	59	66	367	0.0%	↔	880
	2014	62	95	79	98	85	-	-	-	-	-	-	-	419	14.2%	▲	419

Type of Court: Circuit

Locale/Circuit: Colonial Heights 12

Start/End Date: Jan-13 / May-14

Type of Case: Filings

AVG. Month: 175

2013 AVG Month: 175

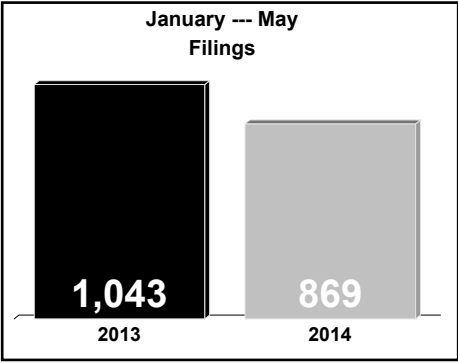
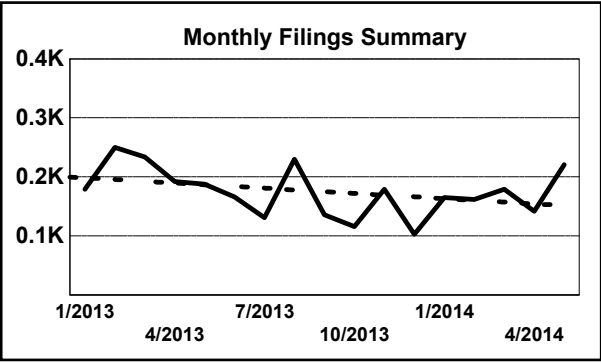
2014 AVG Month: 174

Jan-May 2013: 1,043

Jan-May 2014: 869

Filings Trending: Downward ▼

D
a
s
h
b
o
a
r
d



	Jan	Feb	Mar	Apr	May	Jun	Jul	Aug	Sep	Oct	Nov	Dec	Thru May	% Change	Trending	Total
2013	179	250	234	192	188	166	131	230	136	116	179	103	1,043			2,104
2014	165	162	179	142	221	-	-	-	-	-	-	-	869	-16.7%	▼	869

		Jan	Feb	Mar	Apr	May	Jun	Jul	Aug	Sep	Oct	Nov	Dec	Thru May	% Change	Trending	Total
Administrative Law	2013	-	1	-	-	-	-	1	-	-	-	-	-	1			2
	2014	-	-	-	1	1	-	-	-	-	-	-	-	2	100.0%	▲	2
Contested Divorce	2013	2	1	5	3	2	2	2	2	2	-	2	1	13			24
	2014	2	3	4	5	3	-	-	-	-	-	-	-	17	30.8%	▲	17
Domestic and Family - Level 1	2013	2	1	2	1	4	-	1	-	3	2	1	2	10			19
	2014	1	2	1	2	2	-	-	-	-	-	-	-	8	-20.0%	▼	8
Domestic and Family - Level 2	2013	-	1	1	-	-	-	-	1	-	1	1	1	2			6
	2014	2	1	-	1	1	-	-	-	-	-	-	-	5	150.0%	▲	5
General Civil - Level 1	2014	-	1	-	-	-	-	-	-	-	-	-	-	1			1
	2013	2	2	5	4	6	3	2	5	4	3	5	1	19			42
General Civil - Level 2	2014	1	2	2	-	5	-	-	-	-	-	-	-	10	-47.4%	▼	10
	2013	2	2	4	-	5	1	6	-	1	-	-	1	13			22
General Civil - Level 3	2014	1	2	3	1	-	-	-	-	-	-	-	-	7	-46.2%	▼	7
	2013	82	45	54	58	22	29	28	40	20	28	23	36	261			465
Miscellaneous	2014	40	34	36	27	27	-	-	-	-	-	-	-	164	-37.2%	▼	164
	2013	22	54	67	44	58	53	34	48	26	34	34	28	245			502
Misdemeanor	2014	27	28	37	29	38	-	-	-	-	-	-	-	159	-35.1%	▼	159
	2013	41	112	54	58	50	58	37	108	51	28	91	20	315			708
Non-Capital Felonies and Related Matters	2014	70	66	64	43	115	-	-	-	-	-	-	-	358	13.7%	▲	358
	2013	8	13	14	9	13	9	9	7	17	8	7	6	57			120
Other	2014	9	13	9	12	11	-	-	-	-	-	-	-	54	-5.3%	▼	54
	2013	6	10	21	9	15	6	8	13	9	9	13	5	61			124
Other Criminally Related Matters	2014	5	2	12	13	11	-	-	-	-	-	-	-	43	-29.5%	▼	43
	2013	1	-	-	-	1	-	-	-	-	1	-	-	2			3
Probates/Wills and Trusts - Level 1	2014	1	-	-	-	-	-	-	-	-	-	-	-	1	-50.0%	▼	1
	2013	1	1	2	-	1	1	-	1	-	1	-	-	5			8
Probates/Wills and Trusts - Level 2	2014	-	-	1	2	-	-	-	-	-	-	-	-	3	-40.0%	▼	3
	2013	2	-	-	1	1	-	-	1	-	-	-	-	4			5
Protective Orders	2014	-	-	1	-	-	-	-	-	-	-	-	-	1	-75.0%	▼	1
	2013	8	7	5	5	10	4	3	4	3	1	2	2	35			54
Uncontested Divorce	2014	6	8	9	6	7	-	-	-	-	-	-	-	36	2.9%	▲	36

Type of Court: Circuit

Locale/Circuit: Richmond 13

Start/End Date: Jan-13 / May-14

Type of Case: Filings

AVG. Month: 1,252

2013 AVG Month: 1,259

2014 AVG Month: 1,235

Jan-May 2013: 6,558

Jan-May 2014: 6,175

Filings Trending: Downward ▼

D

a

s

h

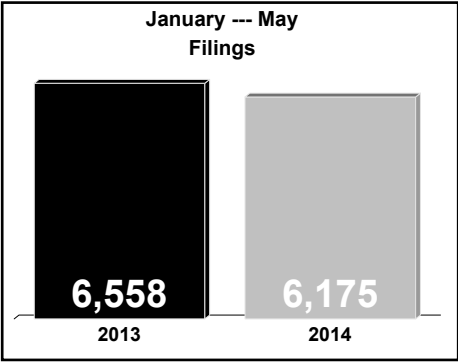
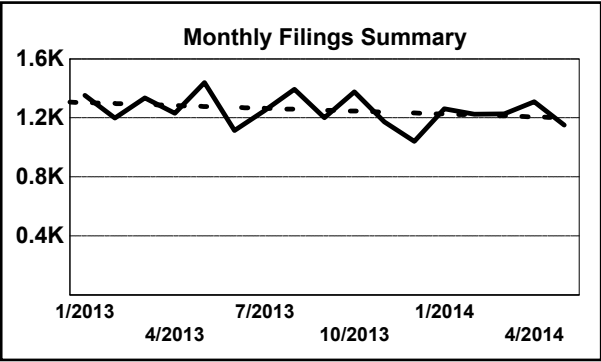
b

o

a

r

d



	Jan	Feb	Mar	Apr	May	Jun	Jul	Aug	Sep	Oct	Nov	Dec	Thru May	% Change	Trending	Total
2013	1,353	1,199	1,336	1,231	1,439	1,115	1,249	1,393	1,201	1,376	1,172	1,041	6,558			15,105
2014	1,262	1,224	1,227	1,310	1,152	-	-	-	-	-	-	-	6,175	-5.8%	▼	6,175

		Jan	Feb	Mar	Apr	May	Jun	Jul	Aug	Sep	Oct	Nov	Dec	Thru May	% Change	Trending	Total
Administrative Law	2013	3	2	1	1	3	2	1	1	4	6	3	1	10			28
	2014	4	3	5	3	2	-	-	-	-	-	-	-	17	70.0%	▲	17
Capital Murder	2013	-	-	-	-	-	-	1	1	-	-	-	-	0			2
Contested Divorce	2013	5	18	15	18	19	20	12	19	13	11	17	13	75	0.0%	↔	180
	2014	17	21	19	20	11	-	-	-	-	-	-	-	88	17.3%	▲	88
Domestic and Family - Level 1	2013	13	40	17	19	9	27	10	15	12	13	11	7	98			193
	2014	12	12	8	5	31	-	-	-	-	-	-	-	68	-30.6%	▼	68
Domestic and Family - Level 2	2013	7	8	8	4	5	3	7	7	7	5	3	9	32			73
	2014	5	7	8	11	12	-	-	-	-	-	-	-	43	34.4%	▲	43
General Civil - Level 1	2013	9	7	7	8	16	13	6	7	6	4	3	6	47			92
	2014	7	10	3	2	4	-	-	-	-	-	-	-	26	-44.7%	▼	26
General Civil - Level 2	2013	120	124	105	105	115	126	91	93	127	108	107	90	569			1,311
	2014	120	100	91	92	101	-	-	-	-	-	-	-	504	-11.4%	▼	504
General Civil - Level 3	2013	39	24	38	29	34	24	32	36	47	49	40	43	164			435
	2014	41	42	35	44	31	-	-	-	-	-	-	-	193	17.7%	▲	193
Miscellaneous	2013	273	278	258	242	220	196	271	338	260	239	180	235	1,271			2,990
	2014	269	273	283	275	210	-	-	-	-	-	-	-	1,310	3.1%	▲	1,310
Misdemeanor	2013	116	77	130	85	148	83	91	79	78	107	101	106	556			1,201
	2014	101	113	94	120	124	-	-	-	-	-	-	-	552	-0.7%	▼	552
Non-Capital Felonies and Related Matters	2013	534	399	479	460	574	396	468	552	394	560	499	318	2,446			5,633
	2014	434	394	461	462	372	-	-	-	-	-	-	-	2,123	-13.2%	▼	2,123
Other	2013	166	153	178	200	175	156	186	158	177	185	154	139	872			2,027
	2014	161	134	143	175	153	-	-	-	-	-	-	-	766	-12.2%	▼	766
Other Criminally Related Matters	2013	18	21	49	9	83	32	31	48	37	47	26	45	180			446
	2014	53	48	10	56	40	-	-	-	-	-	-	-	207	15.0%	▲	207
Probates/Wills and Trusts - Level 1	2013	-	-	-	-	1	-	-	-	-	-	-	-	1			1
	2014	-	-	1	-	1	-	-	-	-	-	-	-	2	100.0%	▲	2
Probates/Wills and Trusts - Level 2	2013	14	7	6	9	5	8	13	4	12	6	7	6	41			97
	2014	13	15	8	7	8	-	-	-	-	-	-	-	51	24.4%	▲	51
Uncontested Divorce	2013	36	41	45	42	32	29	29	35	27	36	21	23	196			396
	2014	25	52	58	38	52	-	-	-	-	-	-	-	225	14.8%	▲	225

Type of Court: Circuit

Locale/Circuit: Henrico 14

Start/End Date: Jan-13 / May-14

Type of Case: Filings

AVG. Month: 1,059

2013 AVG Month: 1,070

2014 AVG Month: 1,030

Jan-May 2013: 5,895

Jan-May 2014: 5,151

Filings Trending: Downward ▼

D

a

s

h

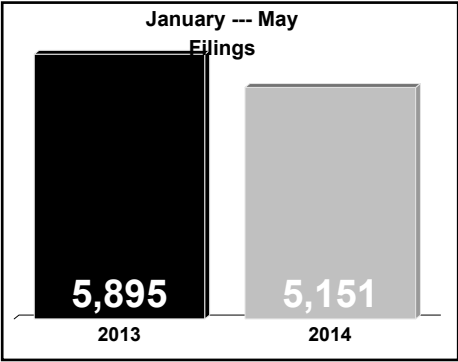
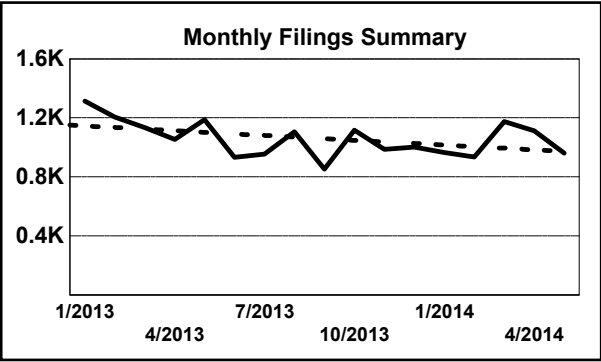
b

o

a

r

d



	Jan	Feb	Mar	Apr	May	Jun	Jul	Aug	Sep	Oct	Nov	Dec	Thru May	% Change	Trending	Total
2013	1,314	1,205	1,133	1,054	1,189	932	955	1,105	852	1,117	986	1,003	5,895			12,845
2014	966	936	1,176	1,112	961	-	-	-	-	-	-	-	5,151	-12.6%	▼	5,151

		Jan	Feb	Mar	Apr	May	Jun	Jul	Aug	Sep	Oct	Nov	Dec	Thru May	% Change	Trending	Total
Administrative Law	2013	-	-	-	-	2	2	-	-	-	2	2	1	2			9
	2014	-	3	1	4	1	-	-	-	-	-	-	-	9	350.0%	▲	9
Contested Divorce	2013	20	24	43	25	31	34	39	35	21	32	25	20	143			349
	2014	26	28	47	40	31	-	-	-	-	-	-	-	172	20.3%	▲	172
Domestic and Family - Level 1	2013	12	19	25	20	19	18	1	26	20	26	19	16	95			221
	2014	23	19	22	8	19	-	-	-	-	-	-	-	91	-4.2%	▼	91
Domestic and Family - Level 2	2013	6	2	5	3	8	6	9	12	12	13	9	12	24			97
	2014	11	8	14	13	9	-	-	-	-	-	-	-	55	129.2%	▲	55
General Civil - Level 1	2013	1	-	3	3	3	3	6	2	4	4	3	2	10			34
	2014	1	2	1	4	2	-	-	-	-	-	-	-	10	0.0%	↔	10
General Civil - Level 2	2013	78	53	67	58	69	58	42	53	52	84	152	109	325			875
	2014	37	50	60	103	90	-	-	-	-	-	-	-	340	4.6%	▲	340
General Civil - Level 3	2013	24	16	20	18	26	23	26	27	27	23	16	16	104			262
	2014	18	17	22	20	21	-	-	-	-	-	-	-	98	-5.8%	▼	98
Miscellaneous	2013	623	519	503	396	334	228	285	296	250	321	295	350	2,375			4,400
	2014	359	363	358	350	249	-	-	-	-	-	-	-	1,679	-29.3%	▼	1,679
Misdemeanor	2013	116	133	105	101	137	109	146	110	109	109	94	121	592			1,390
	2014	72	116	96	130	116	-	-	-	-	-	-	-	530	-10.5%	▼	530
Non-Capital Felonies and Related Matters	2013	302	302	213	293	390	321	250	401	248	371	246	241	1,500			3,578
	2014	297	194	385	290	286	-	-	-	-	-	-	-	1,452	-3.2%	▼	1,452
Other	2013	32	35	23	18	30	23	24	21	22	32	23	23	138			306
	2014	33	53	35	41	34	-	-	-	-	-	-	-	196	42.0%	▲	196
Other Criminally Related Matters	2013	39	34	37	41	43	27	45	40	25	37	29	38	194			435
	2014	26	24	47	35	42	-	-	-	-	-	-	-	174	-10.3%	▼	174
Probates/Wills and Trusts - Level 1	2013	1	-	2	1	-	-	-	-	1	-	-	-	4			5
	2014	-	-	1	1	-	-	-	-	-	-	-	-	2	-50.0%	▼	2
Probates/Wills and Trusts - Level 2	2013	8	7	9	4	16	6	9	7	4	3	6	7	44			86
	2014	5	8	7	3	4	-	-	-	-	-	-	-	27	-38.6%	▼	27
Protective Orders	2013	1	3	2	3	4	5	8	2	-	-	-	-	13			28
Uncontested Divorce	2013	51	58	76	70	77	69	65	73	57	60	67	47	332			770
	2014	58	51	80	70	57	-	-	-	-	-	-	-	316	-4.8%	▼	316

Type of Court: Circuit

Locale/Circuit: Caroline 15

Start/End Date: Jan-13 / May-14

Type of Case: Filings

AVG. Month: 194

2013 AVG Month: 199

2014 AVG Month: 182

Jan-May 2013: 1,337

Jan-May 2014: 910

Filings Trending: Downward ▼

D

a

s

h

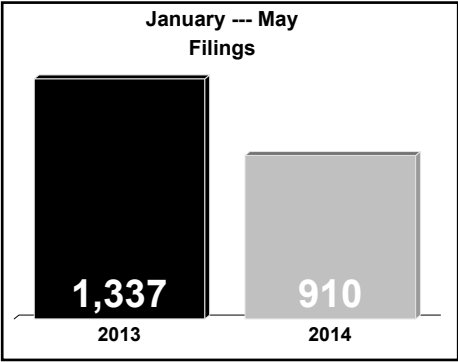
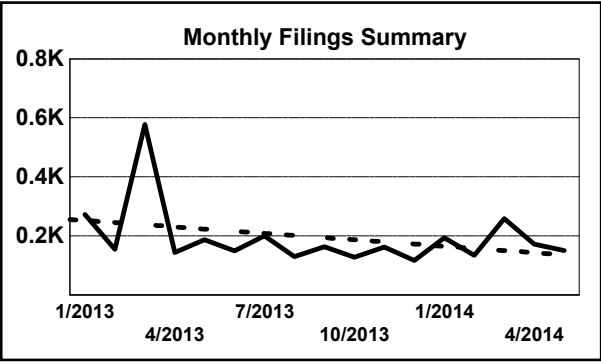
b

o

a

r

d

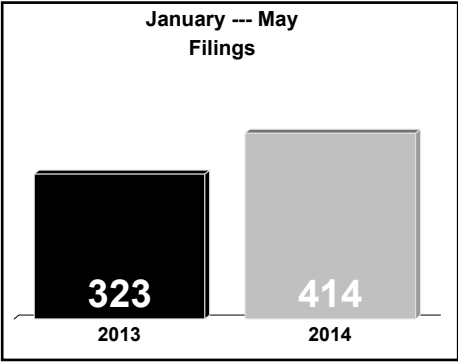
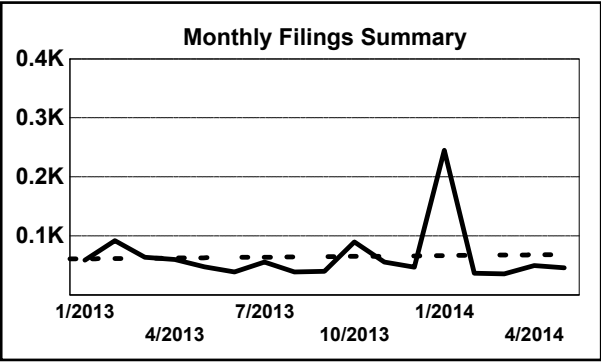


	Jan	Feb	Mar	Apr	May	Jun	Jul	Aug	Sep	Oct	Nov	Dec	Thru May	% Change	Trending	Total
2013	273	155	578	144	187	150	200	130	164	128	163	117	1,337			2,389
2014	194	134	259	172	151	-	-	-	-	-	-	-	910	-31.9%	▼	910

		Jan	Feb	Mar	Apr	May	Jun	Jul	Aug	Sep	Oct	Nov	Dec	Thru May	% Change	Trending	Total
Administrative Law	2013	-	-	-	-	-	-	1	-	1	-	-	-	0			2
Contested Divorce	2013	1	2	1	-	3	2	9	1	-	1	2	2	7	0.0%	↔	24
	2014	1	3	4	5	-	-	-	-	-	-	-	-	13	85.7%	▲	13
Domestic and Family - Level 1	2013	1	4	4	4	1	2	3	2	2	1	3	2	14			29
	2014	2	4	2	7	4	-	-	-	-	-	-	-	19	35.7%	▲	19
Domestic and Family - Level 2	2013	2	-	-	-	1	1	2	-	1	-	-	-	3			7
	2014	-	1	1	-	2	-	-	-	-	-	-	-	4	33.3%	▲	4
General Civil - Level 1	2013	-	-	-	-	1	-	-	-	-	-	-	-	1			1
General Civil - Level 2	2013	6	7	2	5	9	5	10	10	9	6	10	5	29			84
	2014	5	4	7	6	5	-	-	-	-	-	-	-	27	-6.9%	▼	27
General Civil - Level 3	2013	4	7	4	3	-	4	2	1	2	1	-	3	18			31
	2014	-	1	11	2	1	-	-	-	-	-	-	-	15	-16.7%	▼	15
Miscellaneous	2013	125	81	88	56	57	48	40	44	54	41	50	54	407			738
	2014	55	55	71	55	38	-	-	-	-	-	-	-	274	-32.7%	▼	274
Misdemeanor	2013	17	8	23	11	34	11	13	10	11	13	24	9	93			184
	2014	24	4	32	19	16	-	-	-	-	-	-	-	95	2.2%	▲	95
Non-Capital Felonies and Related Matters	2013	96	34	440	49	68	61	90	27	48	40	59	25	687			1,037
	2014	91	40	108	61	58	-	-	-	-	-	-	-	358	-47.9%	▼	358
Other	2013	10	4	3	8	7	10	14	26	27	12	9	8	32			138
	2014	9	16	11	8	20	-	-	-	-	-	-	-	64	100.0%	▲	64
Other Criminally Related Matters	2013	6	4	4	1	4	2	10	4	7	9	4	3	19			58
	2014	4	1	4	7	4	-	-	-	-	-	-	-	20	5.3%	▲	20
Probates/Wills and Trusts - Level 2	2013	-	2	2	4	-	1	2	1	1	1	-	-	8			14
	2014	-	-	1	1	-	-	-	-	-	-	-	-	2	-75.0%	▼	2
Uncontested Divorce	2013	5	2	7	3	2	3	4	4	1	3	2	6	19			42
	2014	3	5	7	1	3	-	-	-	-	-	-	-	19	0.0%	↔	19

Type of Court: Circuit
Locale/Circuit: Essex 15
Start/End Date: Jan-13 / May-14
Type of Case: Filings
AVG. Month: 65
2013 AVG Month: 58
2014 AVG Month: 83
Jan-May 2013: 323
Jan-May 2014: 414
Filings Trending: Upward ▲

D
a
s
h
b
o
a
r
d



	Jan	Feb	Mar	Apr	May	Jun	Jul	Aug	Sep	Oct	Nov	Dec	Thru May	% Change	Trending	Total
2013	59	92	64	60	48	39	56	39	40	90	56	47	323			690
2014	245	37	36	50	46	-	-	-	-	-	-	-	414	28.2%	▲	414

		Jan	Feb	Mar	Apr	May	Jun	Jul	Aug	Sep	Oct	Nov	Dec	Thru May	% Change	Trending	Total
Contested Divorce	2013	-	-	4	2	4	1	1	2	1	-	1	-	10			16
	2014	-	3	-	2	1	-	-	-	-	-	-	-	6	-40.0%	▼	6
Domestic and Family - Level 1	2013	-	-	1	-	1	-	1	-	2	-	-	-	2			5
	2014	-	-	-	1	5	-	-	-	-	-	-	-	6	200.0%	▲	6
Domestic and Family - Level 2	2013	-	-	1	-	1	-	-	-	1	-	-	-	2			3
	2014	-	-	-	-	1	-	-	-	-	-	-	-	1	-50.0%	▼	1
General Civil - Level 1	2014	-	-	1	-	-	-	-	-	-	-	-	-	1			1
General Civil - Level 2	2013	1	2	3	4	2	3	2	-	-	3	-	2	12			22
	2014	1	2	3	2	2	-	-	-	-	-	-	-	10	-16.7%	▼	10
General Civil - Level 3	2013	3	1	1	7	-	-	-	-	-	-	1	-	12			13
	2014	1	4	1	-	-	-	-	-	-	-	-	-	6	-50.0%	▼	6
Miscellaneous	2013	40	26	36	10	21	21	17	24	22	19	20	20	133			276
	2014	24	19	15	19	21	-	-	-	-	-	-	-	98	-26.3%	▼	98
Misdemeanor	2013	5	10	3	10	5	2	7	6	3	8	-	4	33			63
	2014	1	3	3	-	-	-	-	-	-	-	-	-	7	-78.8%	▼	7
Non-Capital Felonies and Related Matters	2013	6	43	10	18	6	7	22	3	8	58	30	16	83			227
	2014	218	2	-	24	4	-	-	-	-	-	-	-	248	198.8%	▲	248
Other	2013	-	1	-	-	-	1	1	-	-	-	-	-	1			3
Other Criminally Related Matters	2013	2	6	2	6	3	1	2	4	1	2	3	2	19			34
	2014	-	3	5	1	9	-	-	-	-	-	-	-	18	-5.3%	▼	18
Probates/Wills and Trusts - Level 1	2013	-	2	-	-	-	-	-	-	-	-	-	1	2			3
	2014	-	-	1	-	-	-	-	-	-	-	-	-	1	-50.0%	▼	1
Probates/Wills and Trusts - Level 2	2013	-	-	-	-	-	1	-	-	-	-	-	-	0			1
	2014	-	-	-	-	1	-	-	-	-	-	-	-	1	0.0%	↔	1
Uncontested Divorce	2013	2	1	3	3	5	2	3	-	2	-	1	2	14			24
	2014	-	1	7	1	2	-	-	-	-	-	-	-	11	-21.4%	▼	11

Type of Court: Circuit

Locale/Circuit: Hanover 15

Start/End Date: Jan-13 / May-14

Type of Case: Filings

AVG. Month: 540

2013 AVG Month: 549

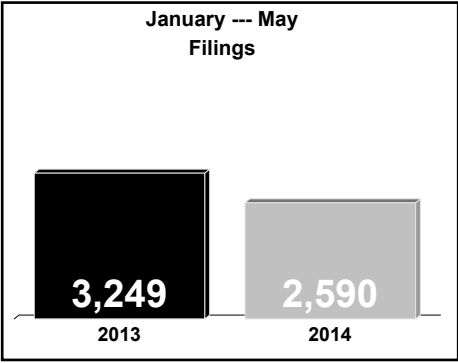
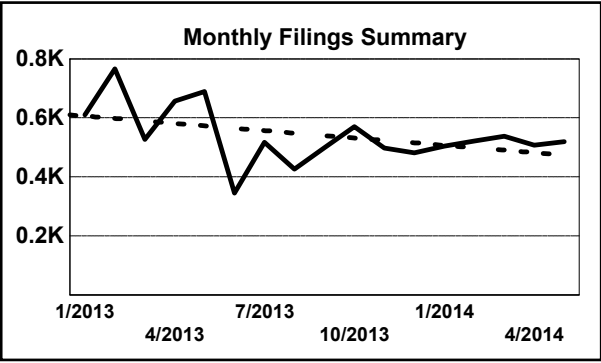
2014 AVG Month: 518

Jan-May 2013: 3,249

Jan-May 2014: 2,590

Filings Trending: Downward ▼

D
a
s
h
b
o
a
r
d



	Jan	Feb	Mar	Apr	May	Jun	Jul	Aug	Sep	Oct	Nov	Dec	Thru May	% Change	Trending	Total
2013	610	766	527	657	689	345	517	426	499	570	498	482	3,249			6,586
2014	504	522	538	507	519	-	-	-	-	-	-	-	2,590	-20.3%	▼	2,590

		Jan	Feb	Mar	Apr	May	Jun	Jul	Aug	Sep	Oct	Nov	Dec	Thru May	% Change	Trending	Total
Administrative Law	2013	-	-	-	-	-	-	1	1	-	1	-	-	0			3
	2014	1	-	1	-	1	-	-	-	-	-	-	-	3	0.0%	↔	3
Contested Divorce	2013	30	32	36	28	24	17	21	22	19	17	15	10	150			271
	2014	15	20	27	18	25	-	-	-	-	-	-	-	105	-30.0%	▼	105
Domestic and Family - Level 1	2013	8	8	10	6	13	7	10	9	11	10	6	12	45			110
	2014	7	8	16	12	8	-	-	-	-	-	-	-	51	13.3%	▲	51
Domestic and Family - Level 2	2013	1	4	1	3	3	8	4	1	3	6	8	9	12			51
	2014	2	1	3	2	5	-	-	-	-	-	-	-	13	8.3%	▲	13
General Civil - Level 1	2013	-	-	1	-	1	-	-	-	-	-	-	1	2			3
	2014	9	9	11	11	14	15	12	13	12	13	38	22	54			179
General Civil - Level 2	2013	9	9	11	11	14	15	12	13	12	13	38	22	54			179
	2014	8	11	14	22	26	-	-	-	-	-	-	-	81	50.0%	▲	81
General Civil - Level 3	2013	6	13	11	9	7	1	6	7	12	14	8	10	46			104
	2014	8	8	12	6	5	-	-	-	-	-	-	-	39	-15.2%	▼	39
Miscellaneous	2013	323	377	218	278	355	90	212	122	195	192	178	205	1,551			2,745
	2014	225	174	176	175	123	-	-	-	-	-	-	-	873	-43.7%	▼	873
Misdemeanor	2013	89	55	67	102	75	42	70	77	54	98	88	67	388			884
	2014	58	69	73	64	70	-	-	-	-	-	-	-	334	-13.9%	▼	334
Non-Capital Felonies and Related Matters	2013	73	167	79	99	115	97	100	101	114	144	96	93	533			1,278
	2014	119	135	119	114	182	-	-	-	-	-	-	-	669	25.5%	▲	669
Other	2013	14	14	16	18	10	8	16	16	8	12	10	12	72			154
	2014	15	12	17	9	15	-	-	-	-	-	-	-	68	-5.6%	▼	68
Other Criminally Related Matters	2013	15	9	17	35	17	13	18	7	12	15	16	11	93			185
	2014	9	15	22	18	13	-	-	-	-	-	-	-	77	-17.2%	▼	77
Probates/Wills and Trusts - Level 1	2013	-	-	-	-	-	-	-	1	1	-	-	-	0			2
	2014	1	-	-	1	-	-	-	-	-	-	-	-	2	0.0%	↔	2
Probates/Wills and Trusts - Level 2	2013	1	4	1	-	2	2	1	3	4	6	-	-	8			24
	2014	1	3	1	7	-	-	-	-	-	-	-	-	12	50.0%	▲	12
Uncontested Divorce	2013	41	74	59	68	53	45	46	46	54	42	35	30	295			593
	2014	35	66	57	59	46	-	-	-	-	-	-	-	263	-10.8%	▼	263

Type of Court: Circuit

Locale/Circuit: King George 15

Start/End Date: Jan-13 / May-14

Type of Case: Filings

AVG. Month: 117

2013 AVG Month: 125

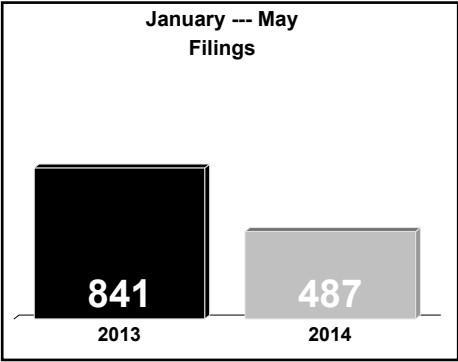
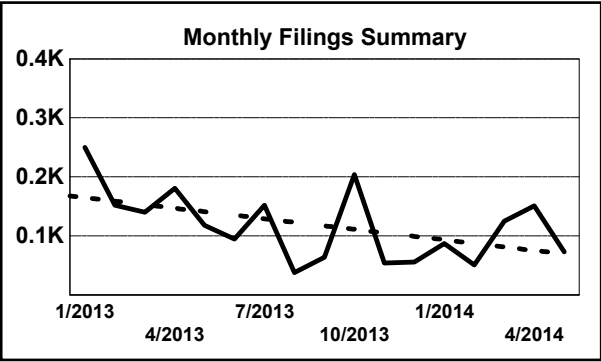
2014 AVG Month: 97

Jan-May 2013: 841

Jan-May 2014: 487

Filings Trending: Downward ▼

D
a
s
h
b
o
a
r
d



	Jan	Feb	Mar	Apr	May	Jun	Jul	Aug	Sep	Oct	Nov	Dec	Thru May	% Change	Trending	Total
2013	250	152	140	181	118	95	152	38	64	204	54	56	841			1,504
2014	87	51	125	151	73	-	-	-	-	-	-	-	487	-42.1%	▼	487

		Jan	Feb	Mar	Apr	May	Jun	Jul	Aug	Sep	Oct	Nov	Dec	Thru May	% Change	Trending	Total
Administrative Law	2014	-	-	-	-	1	-	-	-	-	-	-	-	1			1
Contested Divorce	2013	1	4	4	3	2	3	3	-	-	1	-	1	14			22
	2014	2	3	2	1	3	-	-	-	-	-	-	-	11	-21.4%	▼	11
Domestic and Family - Level 1	2013	-	11	2	4	3	4	1	3	-	-	2	5	20			35
	2014	1	2	1	2	-	-	-	-	-	-	-	-	6	-70.0%	▼	6
Domestic and Family - Level 2	2013	1	-	3	-	-	1	1	-	1	2	-	-	4			9
	2014	-	1	-	1	2	-	-	-	-	-	-	-	4	0.0%	↔	4
General Civil - Level 1	2014	-	-	-	-	1	-	-	-	-	-	-	-	1			1
General Civil - Level 2	2013	2	-	4	4	10	8	11	2	4	7	2	4	20			58
	2014	3	1	3	5	3	-	-	-	-	-	-	-	15	-25.0%	▼	15
General Civil - Level 3	2013	-	1	1	1	6	1	4	2	-	-	1	-	9			17
	2014	-	2	2	-	-	-	-	-	-	-	-	-	4	-55.6%	▼	4
Miscellaneous	2013	107	93	82	60	58	27	9	4	5	7	6	3	400			461
	2014	4	5	1	4	3	-	-	-	-	-	-	-	17	-95.8%	▼	17
Misdemeanor	2013	49	11	7	33	8	15	56	9	7	46	9	9	108			259
	2014	17	5	29	24	5	-	-	-	-	-	-	-	80	-25.9%	▼	80
Non-Capital Felonies and Related Matters	2013	83	27	33	73	23	25	60	12	44	134	30	28	239			572
	2014	57	27	78	110	52	-	-	-	-	-	-	-	324	35.6%	▲	324
Other	2013	-	-	-	1	-	-	1	-	1	-	-	1	1			4
Other Criminally Related Matters	2013	1	3	-	-	1	1	2	3	1	1	-	1	5			14
	2014	-	1	2	-	1	-	-	-	-	-	-	-	4	-20.0%	▼	4
Probates/Wills and Trusts	2013	-	-	-	-	-	1	-	-	-	-	-	1	0			2
Probates/Wills and Trusts - Level 2	2013	-	-	-	-	-	2	-	-	-	1	1	-	0	0.0%	↔	4
	2014	-	1	-	-	-	-	-	-	-	-	-	-	1	0.0%	↔	1
Uncontested Divorce	2013	6	2	4	2	7	7	4	3	1	5	3	3	21			47
	2014	3	3	7	4	2	-	-	-	-	-	-	-	19	-9.5%	▼	19

Type of Court: Circuit

Locale/Circuit: Lancaster 15

Start/End Date: Jan-13 / May-14

Type of Case: Filings

AVG. Month: 55

2013 AVG Month: 60

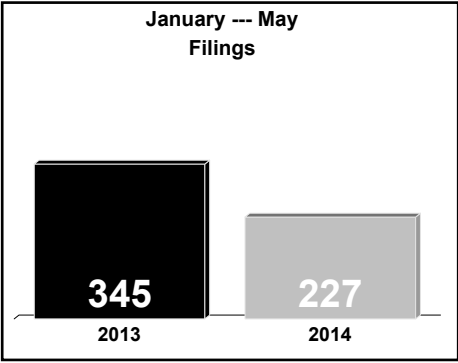
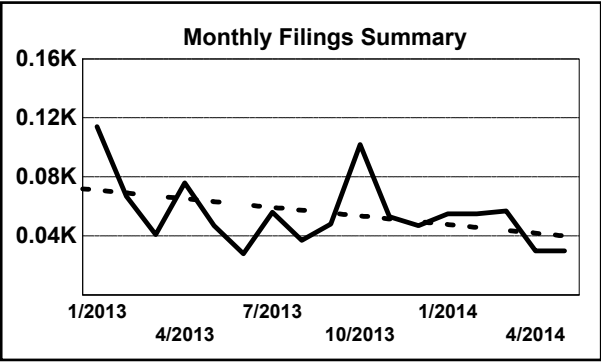
2014 AVG Month: 45

Jan-May 2013: 345

Jan-May 2014: 227

Filings Trending: Downward ▼

D
a
s
h
b
o
a
r
d



	Jan	Feb	Mar	Apr	May	Jun	Jul	Aug	Sep	Oct	Nov	Dec	Thru May	% Change	Trending	Total
2013	114	67	41	76	47	28	56	37	48	102	53	47	345			716
2014	55	55	57	30	30	-	-	-	-	-	-	-	227	-34.2%	▼	227

		Jan	Feb	Mar	Apr	May	Jun	Jul	Aug	Sep	Oct	Nov	Dec	Thru May	% Change	Trending	Total
Administrative Law	2013	-	-	-	-	-	-	-	-	1	-	-	-	0			1
Contested Divorce	2013	1	-	-	-	-	-	-	-	-	1	2	-	1	0.0%	↔	4
	2014	1	1	-	1	1	-	-	-	-	-	-	-	4	300.0%	▲	4
Domestic and Family - Level 1	2013	-	1	-	1	1	-	-	-	-	1	-	-	3			4
	2014	-	-	-	1	-	-	-	-	-	-	-	-	1	-66.7%	▼	1
Domestic and Family - Level 2	2013	-	-	-	-	-	-	1	1	2	-	1	-	0			5
	2014	-	-	2	-	-	-	-	-	-	-	-	-	2	0.0%	↔	2
General Civil - Level 1	2013	1	-	-	-	-	-	1	-	-	-	2	-	1			4
	2014	-	-	1	-	-	-	-	-	-	-	-	-	1	0.0%	↔	1
General Civil - Level 2	2013	1	1	2	4	3	3	-	1	1	-	1	2	11			19
	2014	-	3	4	-	2	-	-	-	-	-	-	-	9	-18.2%	▼	9
General Civil - Level 3	2013	1	2	1	1	1	1	2	-	3	-	5	5	6			22
	2014	-	-	-	1	1	-	-	-	-	-	-	-	2	-66.7%	▼	2
Miscellaneous	2013	37	30	19	22	18	15	17	17	16	28	29	25	126			273
	2014	23	22	21	15	17	-	-	-	-	-	-	-	98	-22.2%	▼	98
Misdemeanor	2013	6	6	-	6	5	3	6	6	9	18	3	4	23			72
	2014	5	-	1	4	-	-	-	-	-	-	-	-	10	-56.5%	▼	10
Non-Capital Felonies and Related Matters	2013	59	19	13	34	14	3	20	3	11	49	2	5	139			232
	2014	20	19	18	1	5	-	-	-	-	-	-	-	63	-54.7%	▼	63
Other	2013	3	4	2	4	3	2	2	2	3	3	6	3	16			37
	2014	3	5	8	4	3	-	-	-	-	-	-	-	23	43.8%	▲	23
Other Criminally Related Matters	2013	3	3	2	1	1	1	5	5	1	1	2	2	10			27
	2014	1	2	2	2	-	-	-	-	-	-	-	-	7	-30.0%	▼	7
Probates/Wills and Trusts	2013	-	-	1	-	-	-	-	-	-	-	-	-	1			1
Probates/Wills and Trusts - Level 2	2013	-	-	-	-	-	-	-	1	-	-	-	-	0			1
	2014	-	1	-	-	-	-	-	-	-	-	-	-	1	0.0%	↔	1
Uncontested Divorce	2013	2	1	1	3	1	-	2	1	1	1	-	1	8			14
	2014	2	2	-	1	1	-	-	-	-	-	-	-	6	-25.0%	▼	6

Type of Court: Circuit

Locale/Circuit: Northumberland 15

Start/End Date: Jan-13 / May-14

Type of Case: Filings

AVG. Month: 59

2013 AVG Month: 61

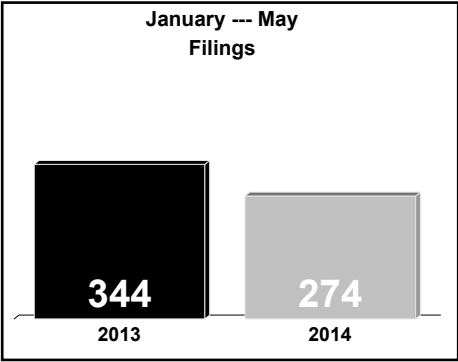
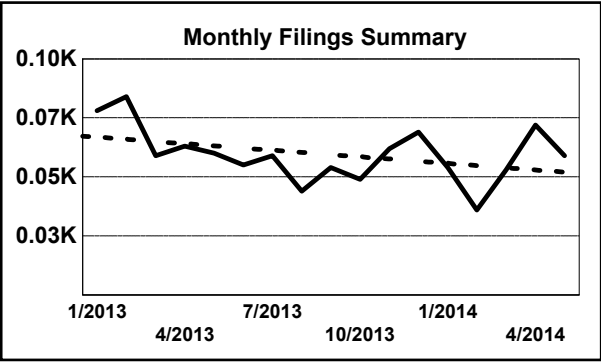
2014 AVG Month: 55

Jan-May 2013: 344

Jan-May 2014: 274

Filings Trending: Downward ▼

D
a
s
h
b
o
a
r
d



	Jan	Feb	Mar	Apr	May	Jun	Jul	Aug	Sep	Oct	Nov	Dec	Thru May	% Change	Trending	Total
2013	78	84	59	63	60	55	59	44	54	49	62	69	344			736
2014	54	36	53	72	59	-	-	-	-	-	-	-	274	-20.3%	▼	274

		Jan	Feb	Mar	Apr	May	Jun	Jul	Aug	Sep	Oct	Nov	Dec	Thru May	% Change	Trending	Total
Administrative Law	2013	-	-	-	-	-	-	-	1	-	-	-	-	0			1
Contested Divorce	2013	-	1	-	-	1	-	-	-	-	1	2	-	2	0.0%	↔	5
	2014	1	-	-	5	-	-	-	-	-	-	-	-	6	200.0%	▲	6
Domestic and Family - Level 1	2013	-	-	1	-	-	1	2	1	1	-	-	-	1			6
	2014	1	-	-	-	1	-	-	-	-	-	-	-	2	100.0%	▲	2
Domestic and Family - Level 2	2013	-	-	-	-	-	1	-	-	-	-	-	1	0			2
	2014	1	-	-	1	1	-	-	-	-	-	-	-	3	0.0%	↔	3
General Civil - Level 2	2013	1	3	1	3	2	-	2	1	-	2	2	4	10			21
	2014	4	-	2	1	2	-	-	-	-	-	-	-	9	-10.0%	▼	9
General Civil - Level 3	2013	-	-	-	1	-	2	-	1	-	1	1	-	1			6
	2014	1	1	2	-	-	-	-	-	-	-	-	-	4	300.0%	▲	4
Miscellaneous	2013	43	56	37	11	20	23	26	21	21	11	35	37	167			341
	2014	23	26	31	34	20	-	-	-	-	-	-	-	134	-19.8%	▼	134
Misdemeanor	2013	6	3	3	4	8	4	10	2	2	1	7	3	24			53
	2014	6	-	3	7	2	-	-	-	-	-	-	-	18	-25.0%	▼	18
Non-Capital Felonies and Related Matters	2013	21	17	13	40	20	21	17	14	24	23	6	18	111			234
	2014	13	1	11	20	27	-	-	-	-	-	-	-	72	-35.1%	▼	72
Other	2013	5	2	1	1	2	2	1	-	1	4	6	1	11			26
	2014	1	2	3	1	1	-	-	-	-	-	-	-	8	-27.3%	▼	8
Other Criminally Related Matters	2013	-	2	2	1	3	1	1	1	2	-	-	-	8			13
	2014	2	-	-	2	2	-	-	-	-	-	-	-	6	-25.0%	▼	6
Probates/Wills and Trusts	2013	-	-	-	-	-	-	-	1	-	-	1	-	0			2
Uncontested Divorce	2013	2	-	1	2	4	-	-	1	3	6	2	5	9	0.0%	↔	26
	2014	1	6	1	1	3	-	-	-	-	-	-	-	12	33.3%	▲	12

Type of Court: Circuit

Locale/Circuit: Richmond County 15

Start/End Date: Jan-13 / May-14

Type of Case: Filings

AVG. Month: 52

2013 AVG Month: 53

2014 AVG Month: 49

Jan-May 2013: 258

Jan-May 2014: 246

Filings Trending: Downward ▼

D

a

s

h

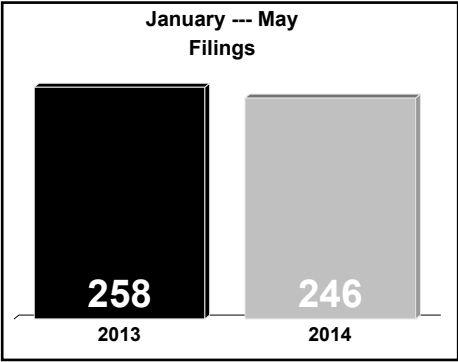
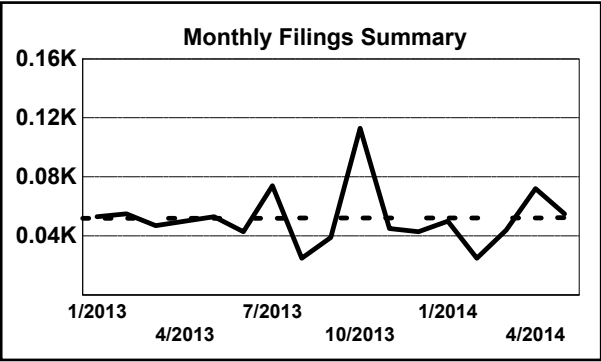
b

o

a

r

d



	Jan	Feb	Mar	Apr	May	Jun	Jul	Aug	Sep	Oct	Nov	Dec	Thru May	% Change	Trending	Total
2013	53	55	47	50	53	43	74	25	39	113	45	43	258			640
2014	50	25	44	72	55	-	-	-	-	-	-	-	246	-4.7%	▼	246

		Jan	Feb	Mar	Apr	May	Jun	Jul	Aug	Sep	Oct	Nov	Dec	Thru May	% Change	Trending	Total
Administrative Law	2014	-	-	-	-	1	-	-	-	-	-	-	-	1			1
Contested Divorce	2013	-	-	2	1	3	-	2	-	-	2	-	1	6			11
	2014	-	1	-	-	-	-	-	-	-	-	-	-	1	-83.3%	▼	1
Domestic and Family - Level 1	2013	-	-	-	2	4	-	-	-	-	5	-	-	6			11
	2014	-	-	-	1	2	-	-	-	-	-	-	-	3	-50.0%	▼	3
Domestic and Family - Level 2	2013	-	-	-	-	-	-	-	3	-	1	1	-	0			5
	2014	-	-	-	-	1	-	-	-	-	-	-	-	1	0.0%	↔	1
General Civil - Level 1	2013	-	-	1	-	-	-	-	-	-	-	-	1	1			2
	2014	-	1	-	-	-	-	-	-	-	-	-	-	1	0.0%	↔	1
General Civil - Level 2	2013	1	3	1	-	3	-	4	-	4	-	1	1	8			18
	2014	2	-	2	3	-	-	-	-	-	-	-	-	7	-12.5%	▼	7
General Civil - Level 3	2013	3	1	-	1	2	2	1	2	-	3	1	-	7			16
	2014	1	2	-	2	-	-	-	-	-	-	-	-	5	-28.6%	▼	5
Miscellaneous	2013	24	26	19	11	13	7	14	6	7	15	13	11	93			166
	2014	11	14	13	18	17	-	-	-	-	-	-	-	73	-21.5%	▼	73
Misdemeanor	2013	7	2	3	8	4	6	6	2	2	17	9	2	24			68
	2014	4	-	2	5	5	-	-	-	-	-	-	-	16	-33.3%	▼	16
Non-Capital Felonies and Related Matters	2013	5	4	1	12	4	10	24	-	12	48	12	3	26			135
	2014	15	3	5	19	16	-	-	-	-	-	-	-	58	123.1%	▲	58
Other	2013	13	17	18	13	18	18	21	11	14	19	6	22	79			190
	2014	15	4	22	21	9	-	-	-	-	-	-	-	71	-10.1%	▼	71
Other Criminally Related Matters	2013	-	1	-	-	2	-	-	1	-	2	1	2	3			9
	2014	-	-	-	2	4	-	-	-	-	-	-	-	6	100.0%	▲	6
Uncontested Divorce	2013	-	1	2	2	-	-	2	-	-	1	1	-	5			9
	2014	2	-	-	1	-	-	-	-	-	-	-	-	3	-40.0%	▼	3

Type of Court: Circuit

Locale/Circuit: Spotsylvania 15

Start/End Date: Jan-13 / May-14

Type of Case: Filings

AVG. Month: 532

2013 AVG Month: 528

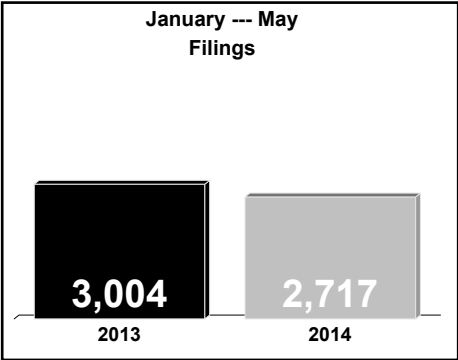
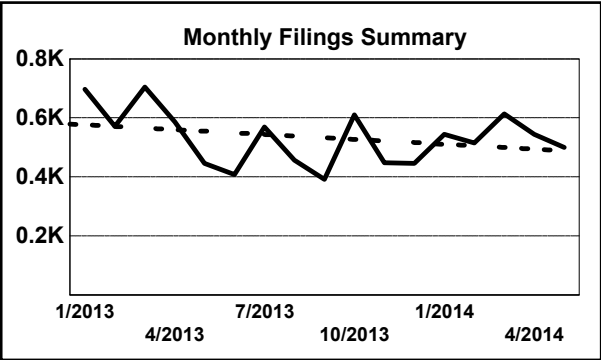
2014 AVG Month: 543

Jan-May 2013: 3,004

Jan-May 2014: 2,717

Filings Trending: Downward ▼

D
a
s
h
b
o
a
r
d



	Jan	Feb	Mar	Apr	May	Jun	Jul	Aug	Sep	Oct	Nov	Dec	Thru May	% Change	Trending	Total
2013	697	571	704	586	446	408	569	457	392	610	448	446	3,004			6,334
2014	544	515	614	544	500	-	-	-	-	-	-	-	2,717	-9.6%	▼	2,717

		Jan	Feb	Mar	Apr	May	Jun	Jul	Aug	Sep	Oct	Nov	Dec	Thru May	% Change	Trending	Total
Administrative Law	2013	-	-	1	-	3	1	1	1	-	-	-	-	4			7
Contested Divorce	2013	11	3	14	12	4	6	10	11	8	6	12	3	44			100
	2014	6	8	11	8	2	-	-	-	-	-	-	-	35	-20.5%	▼	35
Domestic and Family - Level 1	2013	29	14	15	7	12	21	33	33	6	29	5	5	77			209
	2014	16	10	31	28	23	-	-	-	-	-	-	-	108	40.3%	▲	108
Domestic and Family - Level 2	2013	5	2	6	2	3	6	3	7	3	5	1	4	18			47
	2014	5	5	3	3	15	-	-	-	-	-	-	-	31	72.2%	▲	31
General Civil - Level 1	2013	2	1	-	-	-	-	-	-	-	-	-	1	3			4
	2014	-	-	-	1	2	-	-	-	-	-	-	-	3	0.0%	↔	3
General Civil - Level 2	2013	16	15	17	21	22	23	19	15	9	18	39	21	91			235
	2014	31	18	22	21	24	-	-	-	-	-	-	-	116	27.5%	▲	116
General Civil - Level 3	2013	3	4	6	7	4	11	5	4	7	11	9	5	24			76
	2014	5	10	11	9	8	-	-	-	-	-	-	-	43	79.2%	▲	43
Miscellaneous	2013	440	356	381	268	182	152	219	182	208	245	230	208	1,627			3,071
	2014	254	240	301	209	204	-	-	-	-	-	-	-	1,208	-25.8%	▼	1,208
Misdemeanor	2013	34	30	26	30	42	26	39	30	22	42	42	27	162			390
	2014	26	41	35	40	38	-	-	-	-	-	-	-	180	11.1%	▲	180
Non-Capital Felonies and Related Matters	2013	108	92	181	184	112	102	180	118	85	202	72	124	677			1,560
	2014	132	137	153	148	118	-	-	-	-	-	-	-	688	1.6%	▲	688
Other	2013	20	24	20	24	32	31	25	22	17	19	13	16	120			263
	2014	20	24	19	29	27	-	-	-	-	-	-	-	119	-0.8%	▼	119
Other Criminally Related Matters	2013	5	7	6	4	3	5	8	2	4	8	9	4	25			65
	2014	4	3	1	6	12	-	-	-	-	-	-	-	26	4.0%	▲	26
Probates/Wills and Trusts - Level 1	2013	-	-	-	-	-	-	-	-	-	-	-	1	0			1
	2014	1	1	-	2	-	-	-	-	-	-	-	-	4	0.0%	↔	4
Probates/Wills and Trusts - Level 2	2013	3	3	2	2	2	9	4	8	2	7	4	4	12			50
	2014	4	1	3	8	5	-	-	-	-	-	-	-	21	75.0%	▲	21
Uncontested Divorce	2013	21	20	29	25	25	15	23	24	21	18	12	23	120			256
	2014	40	17	24	32	22	-	-	-	-	-	-	-	135	12.5%	▲	135

Type of Court: Circuit

Locale/Circuit: Stafford 15

Start/End Date: Jan-13 / May-14

Type of Case: Filings

AVG. Month: 755

2013 AVG Month: 785

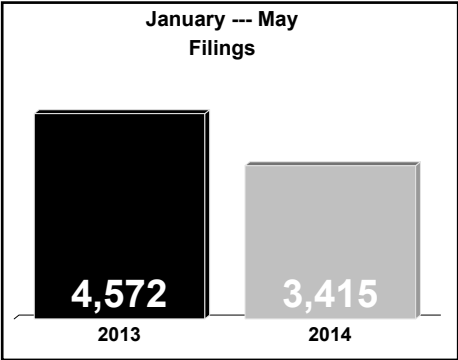
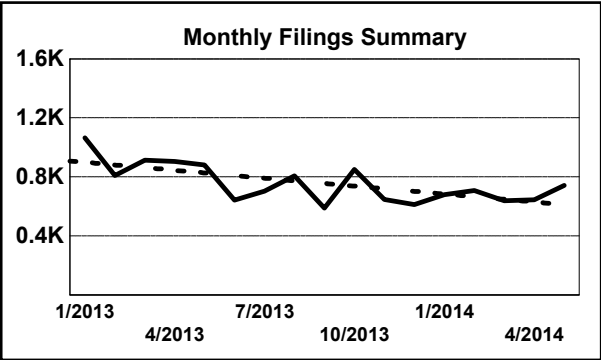
2014 AVG Month: 683

Jan-May 2013: 4,572

Jan-May 2014: 3,415

Filings Trending: Downward ▼

D
a
s
h
b
o
a
r
d



	Jan	Feb	Mar	Apr	May	Jun	Jul	Aug	Sep	Oct	Nov	Dec	Thru May	% Change	Trending	Total
2013	1,064	809	913	904	882	642	703	808	588	850	648	613	4,572			9,424
2014	680	708	638	646	743	-	-	-	-	-	-	-	3,415	-25.3%	▼	3,415

		Jan	Feb	Mar	Apr	May	Jun	Jul	Aug	Sep	Oct	Nov	Dec	Thru May	% Change	Trending	Total
Administrative Law	2013	-	-	2	-	1	1	4	2	-	3	-	2	3			15
	2014	-	-	-	4	3	-	-	-	-	-	-	-	7	133.3%	▲	7
Contested Divorce	2013	14	6	12	8	8	15	9	13	7	10	8	11	48			121
	2014	10	9	10	10	10	-	-	-	-	-	-	-	49	2.1%	▲	49
Domestic and Family - Level 1	2013	8	5	14	2	20	8	9	13	7	4	7	20	49			117
	2014	4	1	10	8	3	-	-	-	-	-	-	-	26	-46.9%	▼	26
Domestic and Family - Level 2	2013	4	2	3	5	9	9	7	5	7	3	2	9	23			65
	2014	6	1	3	3	4	-	-	-	-	-	-	-	17	-26.1%	▼	17
General Civil - Level 1	2013	-	2	1	1	2	-	2	2	-	1	1	-	6			12
	2014	2	1	3	2	1	-	-	-	-	-	-	-	9	50.0%	▲	9
General Civil - Level 2	2013	13	21	24	12	26	9	24	16	19	25	36	26	96			251
	2014	21	11	12	18	18	-	-	-	-	-	-	-	80	-16.7%	▼	80
General Civil - Level 3	2013	10	6	11	9	9	11	9	13	5	15	8	7	45			113
	2014	10	18	11	9	7	-	-	-	-	-	-	-	55	22.2%	▲	55
Miscellaneous	2013	469	406	377	281	225	203	241	216	210	268	239	200	1,758			3,335
	2014	247	234	241	204	234	-	-	-	-	-	-	-	1,160	-34.0%	▼	1,160
Misdemeanor	2013	127	96	96	118	150	83	79	132	63	118	97	70	587			1,229
	2014	109	80	76	113	80	-	-	-	-	-	-	-	458	-22.0%	▼	458
Non-Capital Felonies and Related Matters	2013	366	233	339	407	391	260	263	362	226	362	213	235	1,736			3,657
	2014	236	309	228	225	346	-	-	-	-	-	-	-	1,344	-22.6%	▼	1,344
Other	2013	3	1	1	2	7	2	2	-	-	1	-	-	14			19
	2014	1	-	-	-	-	-	-	-	-	-	-	-	1	-92.9%	▼	1
Other Criminally Related Matters	2013	8	2	7	13	8	12	17	7	14	12	17	11	38			128
	2014	11	15	16	14	11	-	-	-	-	-	-	-	67	76.3%	▲	67
Probates/Wills and Trusts - Level 1	2013	-	-	-	1	-	-	-	-	-	-	-	-	1			1
	2014	-	-	-	-	1	-	-	-	-	-	-	-	1	0.0%	↔	1
Probates/Wills and Trusts - Level 2	2013	5	3	1	7	4	4	2	-	1	1	2	1	20			31
	2014	2	3	1	2	4	-	-	-	-	-	-	-	12	-40.0%	▼	12
Uncontested Divorce	2013	37	26	25	38	22	25	35	27	29	27	18	21	148			330
	2014	21	26	27	34	21	-	-	-	-	-	-	-	129	-12.8%	▼	129

Type of Court: Circuit

Locale/Circuit: Westmoreland 15

Start/End Date: Jan-13 / May-14

Type of Case: Filings

AVG. Month: 82

2013 AVG Month: 88

2014 AVG Month: 69

Jan-May 2013: 478

Jan-May 2014: 343

Filings Trending: Downward ▼

D

a

s

h

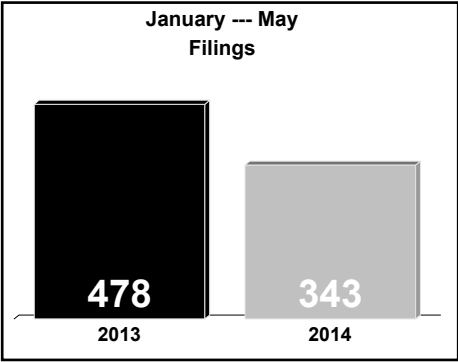
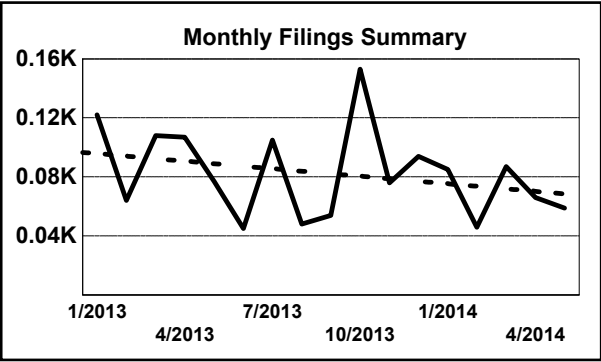
b

o

a

r

d



	Jan	Feb	Mar	Apr	May	Jun	Jul	Aug	Sep	Oct	Nov	Dec	Thru May	% Change	Trending	Total
2013	122	64	108	107	77	45	105	48	54	153	76	94	478			1,053
2014	85	46	87	66	59	-	-	-	-	-	-	-	343	-28.2%	▼	343

		Jan	Feb	Mar	Apr	May	Jun	Jul	Aug	Sep	Oct	Nov	Dec	Thru May	% Change	Trending	Total
Contested Divorce	2013	1	-	4	-	-	-	3	-	1	-	-	-	5			9
	2014	2	-	2	1	2	-	-	-	-	-	-	-	7	40.0%	▲	7
Domestic and Family - Level 1	2013	-	1	-	-	-	-	2	2	-	-	1	-	1	100.0%	▲	6
	2014	-	-	-	1	1	-	-	-	-	-	-	-	2			2
Domestic and Family - Level 2	2013	-	-	1	2	-	-	-	1	-	1	-	-	3			5
	2014	1	1	2	2	-	-	-	-	-	-	-	-	6	100.0%	▲	6
General Civil - Level 1	2013	-	-	-	-	-	-	-	1	-	-	-	-	0			1
	2014	-	1	-	1	-	-	-	-	-	-	-	-	2	0.0%	↔	2
General Civil - Level 2	2013	3	-	2	1	5	1	4	2	-	2	1	4	11			25
	2014	2	2	-	-	1	-	-	-	-	-	-	-	5	-54.5%	▼	5
General Civil - Level 3	2013	2	2	1	-	1	2	1	-	2	1	10	2	6			24
	2014	2	-	1	2	2	-	-	-	-	-	-	-	7	16.7%	▲	7
Miscellaneous	2013	53	51	37	35	19	17	10	22	18	18	31	13	195			324
	2014	32	23	37	31	23	-	-	-	-	-	-	-	146	-25.1%	▼	146
Misdemeanor	2013	15	2	5	14	10	5	7	10	10	7	12	13	46			110
	2014	9	10	4	8	3	-	-	-	-	-	-	-	34	-26.1%	▼	34
Non-Capital Felonies and Related Matters	2013	41	8	48	48	18	6	75	3	18	114	9	56	163			444
	2014	28	9	35	19	22	-	-	-	-	-	-	-	113	-30.7%	▼	113
Other	2013	2	-	-	-	1	1	-	-	4	-	1	2	3			11
	2014	-	-	-	-	1	-	-	-	-	-	-	-	1	-66.7%	▼	1
Other Criminally Related Matters	2013	4	-	7	6	22	11	3	6	-	7	10	3	39			79
	2014	9	-	5	-	2	-	-	-	-	-	-	-	16	-59.0%	▼	16
Probates/Wills and Trusts	2013	-	-	-	-	-	1	-	-	-	-	-	-	0			1
Probates/Wills and Trusts - Level 2	2013	-	-	-	-	-	-	-	-	-	1	1	-	0	0.0%	↔	2
	2014	-	-	1	-	-	-	-	-	-	-	-	-	1	0.0%	↔	1
Uncontested Divorce	2013	1	-	3	1	1	1	-	1	1	2	-	1	6			12
	2014	-	-	-	1	2	-	-	-	-	-	-	-	3	-50.0%	▼	3

Type of Court: Circuit

Locale/Circuit: Fredericksburg 15

Start/End Date: Jan-13 / May-14

Type of Case: Filings

AVG. Month: 308

2013 AVG Month: 309

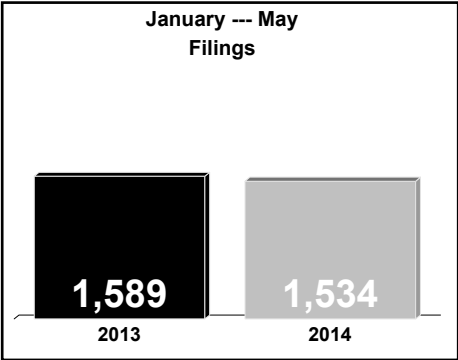
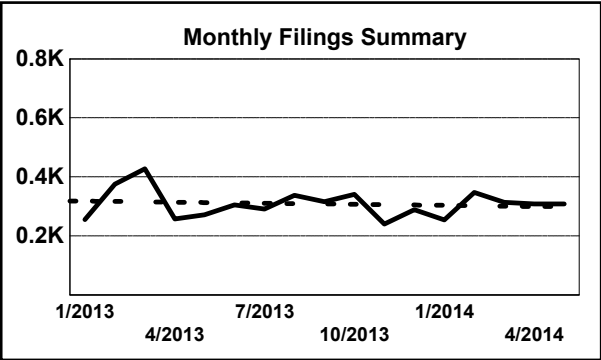
2014 AVG Month: 307

Jan-May 2013: 1,589

Jan-May 2014: 1,534

Filings Trending: Downward ▼

D
a
s
h
b
o
a
r
d



	Jan	Feb	Mar	Apr	May	Jun	Jul	Aug	Sep	Oct	Nov	Dec	Thru May	% Change	Trending	Total
2013	256	376	427	258	272	305	291	338	316	341	240	289	1,589			3,709
2014	254	348	314	309	309	-	-	-	-	-	-	-	1,534	-3.5%	▼	1,534

		Jan	Feb	Mar	Apr	May	Jun	Jul	Aug	Sep	Oct	Nov	Dec	Thru May	% Change	Trending	Total
Administrative Law	2013	-	1	2	2	-	-	-	3	-	-	-	1	5			9
	2014	-	-	-	-	2	-	-	-	-	-	-	-	2	-60.0%	▼	2
Contested Divorce	2013	9	11	8	13	16	6	14	12	13	12	9	4	57	14.0%	▲	127
	2014	14	16	17	9	9	-	-	-	-	-	-	-	65			65
Domestic and Family - Level 1	2013	-	-	1	8	5	4	2	7	11	19	2	3	14			62
	2014	6	9	1	2	1	-	-	-	-	-	-	-	19	35.7%	▲	19
Domestic and Family - Level 2	2013	2	3	1	4	1	3	2	1	-	12	6	1	11			36
	2014	-	1	1	9	5	-	-	-	-	-	-	-	16	45.5%	▲	16
General Civil - Level 1	2013	-	2	2	2	-	-	-	1	-	-	-	-	6			7
	2014	3	-	-	2	1	-	-	-	-	-	-	-	6	0.0%	↔	6
General Civil - Level 2	2013	14	9	10	15	16	12	6	10	8	7	8	10	64			125
	2014	7	6	7	5	11	-	-	-	-	-	-	-	36	-43.8%	▼	36
General Civil - Level 3	2013	3	6	5	5	1	2	5	8	5	5	2	4	20			51
	2014	-	3	8	6	3	-	-	-	-	-	-	-	20	0.0%	↔	20
Miscellaneous	2013	66	52	52	37	29	38	36	45	28	41	34	32	236			490
	2014	44	36	40	42	36	-	-	-	-	-	-	-	198	-16.1%	▼	198
Misdemeanor	2013	28	73	61	28	41	45	50	57	48	44	28	33	231			536
	2014	56	63	44	46	37	-	-	-	-	-	-	-	246	6.5%	▲	246
Non-Capital Felonies and Related Matters	2013	116	177	251	116	134	160	132	165	176	168	113	175	794			1,883
	2014	99	176	163	145	173	-	-	-	-	-	-	-	756	-4.8%	▼	756
Other	2013	1	2	-	-	-	1	1	2	3	3	-	-	3			13
	2014	1	1	-	2	8	-	-	-	-	-	-	-	12	300.0%	▲	12
Other Criminally Related Matters	2013	1	6	3	5	7	7	10	4	3	4	2	5	22			57
	2014	3	11	3	7	2	-	-	-	-	-	-	-	26	18.2%	▲	26
Probates/Wills and Trusts - Level 2	2013	-	1	-	-	1	-	-	1	1	1	-	1	2			6
	2014	1	1	1	-	-	-	-	-	-	-	-	-	3	50.0%	▲	3
Uncontested Divorce	2013	16	33	31	23	21	27	33	22	20	25	36	20	124			307
	2014	20	25	29	34	21	-	-	-	-	-	-	-	129	4.0%	▲	129

Type of Court: Circuit

Locale/Circuit: Albemarle 16

Start/End Date: Jan-13 / May-14

Type of Case: Filings

AVG. Month: 325

2013 AVG Month: 321

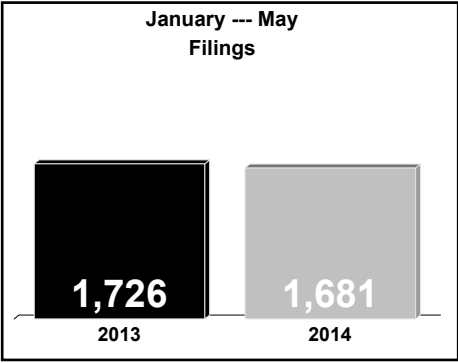
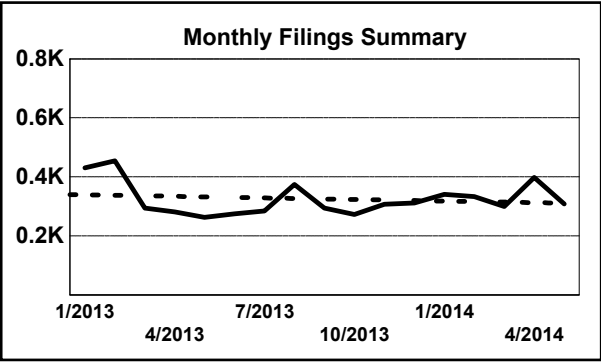
2014 AVG Month: 336

Jan-May 2013: 1,726

Jan-May 2014: 1,681

Filings Trending: Downward ▼

D
a
s
h
b
o
a
r
d



	Jan	Feb	Mar	Apr	May	Jun	Jul	Aug	Sep	Oct	Nov	Dec	Thru May	% Change	Trending	Total
2013	431	455	295	282	263	275	285	375	295	273	308	312	1,726			3,849
2014	341	333	300	398	309	-	-	-	-	-	-	-	1,681	-2.6%	▼	1,681

		Jan	Feb	Mar	Apr	May	Jun	Jul	Aug	Sep	Oct	Nov	Dec	Thru May	% Change	Trending	Total
Administrative Law	2013	1	-	1	-	-	-	-	-	-	-	-	-	2			2
	2014	-	-	-	1	-	-	-	-	-	-	-	-	1	-50.0%	▼	1
Contested Divorce	2013	4	10	2	4	8	5	9	9	5	8	2	4	28			70
	2014	4	9	8	4	8	-	-	-	-	-	-	-	33	17.9%	▲	33
Domestic and Family - Level 1	2013	5	2	-	2	4	1	11	5	3	4	2	-	13			39
	2014	3	5	3	2	1	-	-	-	-	-	-	-	14	7.7%	▲	14
Domestic and Family - Level 2	2013	3	4	-	4	1	3	1	4	3	1	1	2	12			27
	2014	2	4	5	2	-	-	-	-	-	-	-	-	13	8.3%	▲	13
General Civil - Level 1	2013	3	3	1	-	3	5	-	2	2	1	1	2	10			23
	2014	-	1	-	1	2	-	-	-	-	-	-	-	4	-60.0%	▼	4
General Civil - Level 2	2013	56	29	40	21	30	28	12	47	53	28	46	33	176			423
	2014	26	37	21	39	44	-	-	-	-	-	-	-	167	-5.1%	▼	167
General Civil - Level 3	2013	2	4	4	3	2	7	4	3	6	8	8	5	15			56
	2014	18	15	10	3	7	-	-	-	-	-	-	-	53	253.3%	▲	53
Miscellaneous	2013	234	224	131	144	119	133	144	136	116	124	130	133	852			1,768
	2014	172	155	158	175	115	-	-	-	-	-	-	-	775	-9.0%	▼	775
Misdemeanor	2013	16	24	15	16	17	22	12	16	19	30	14	16	88			217
	2014	13	31	14	18	12	-	-	-	-	-	-	-	88	0.0%	↔	88
Non-Capital Felonies and Related Matters	2013	69	121	70	52	57	38	65	129	59	52	78	99	369			889
	2014	86	53	50	119	101	-	-	-	-	-	-	-	409	10.8%	▲	409
Other	2013	9	17	8	8	4	9	9	3	8	3	1	4	46			83
	2014	2	2	3	8	4	-	-	-	-	-	-	-	19	-58.7%	▼	19
Other Criminally Related Matters	2013	11	-	2	2	-	1	2	1	2	2	7	4	15			34
	2014	1	-	5	4	4	-	-	-	-	-	-	-	14	-6.7%	▼	14
Probates/Wills and Trusts - Level 1	2013	-	-	-	-	-	-	-	1	-	1	-	-	0			2
	2014	1	-	-	-	-	-	-	-	-	-	-	-	1	0.0%	↔	1
Probates/Wills and Trusts - Level 2	2013	-	-	1	-	-	3	1	-	1	-	-	-	1			6
	2014	1	3	-	3	1	-	-	-	-	-	-	-	8	700.0%	▲	8
Protective Orders	2013	-	-	-	-	-	-	-	1	1	1	1	2	0			6
	2014	2	2	1	1	1	-	-	-	-	-	-	-	7	0.0%	↔	7
Uncontested Divorce	2013	18	17	20	26	18	20	15	18	17	10	17	8	99			204
	2014	10	16	22	18	9	-	-	-	-	-	-	-	75	-24.2%	▼	75

Type of Court: Circuit

Locale/Circuit: Culpeper 16

Start/End Date: Jan-13 / May-14

Type of Case: Filings

AVG. Month: 202

2013 AVG Month: 205

2014 AVG Month: 197

Jan-May 2013: 1,138

Jan-May 2014: 984

Filings Trending: Downward ▼

D

a

s

h

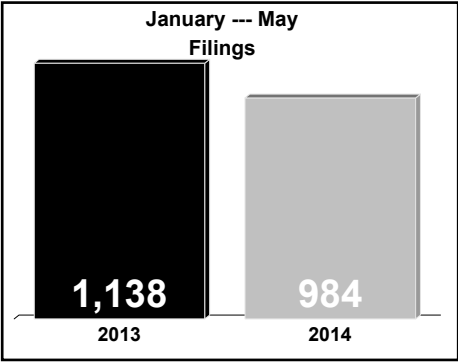
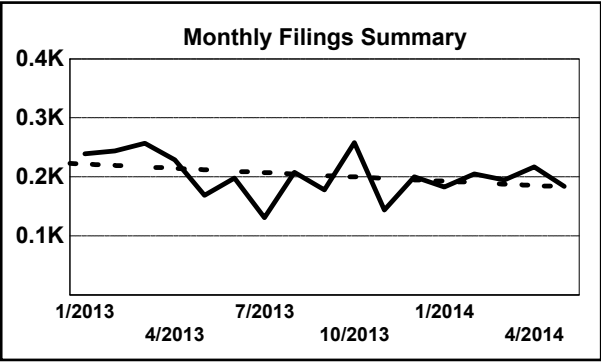
b

o

a

r

d



	Jan	Feb	Mar	Apr	May	Jun	Jul	Aug	Sep	Oct	Nov	Dec	Thru May	% Change	Trending	Total
2013	239	244	257	229	169	198	131	208	178	258	144	200	1,138			2,455
2014	183	205	195	217	184	-	-	-	-	-	-	-	984	-13.5%	▼	984

		Jan	Feb	Mar	Apr	May	Jun	Jul	Aug	Sep	Oct	Nov	Dec	Thru May	% Change	Trending	Total
Administrative Law	2013	1	-	1	1	-	-	-	-	-	-	-	-	3			3
	2014	-	1	-	-	-	-	-	-	-	-	-	-	1	-66.7%	▼	1
Contested Divorce	2013	2	8	4	10	1	2	4	4	2	4	2	1	25			44
	2014	2	5	3	3	8	-	-	-	-	-	-	-	21	-16.0%	▼	21
Domestic and Family - Level 1	2013	3	1	4	4	1	8	1	1	10	3	9	2	13			47
	2014	4	3	3	7	2	-	-	-	-	-	-	-	19	46.2%	▲	19
Domestic and Family - Level 2	2013	1	1	2	4	3	1	2	1	3	3	1	3	11			25
	2014	1	1	6	5	4	-	-	-	-	-	-	-	17	54.5%	▲	17
General Civil - Level 1	2013	1	-	-	1	-	2	-	-	-	-	-	1	2			5
	2014	-	-	-	-	1	-	-	-	-	-	-	-	1	-50.0%	▼	1
General Civil - Level 2	2013	8	6	7	7	7	5	4	5	7	7	8	8	35			79
	2014	4	2	8	5	6	-	-	-	-	-	-	-	25	-28.6%	▼	25
General Civil - Level 3	2013	9	1	2	7	7	7	12	7	10	6	3	3	26			74
	2014	16	5	7	6	4	-	-	-	-	-	-	-	38	46.2%	▲	38
Miscellaneous	2013	163	120	121	96	79	76	58	72	74	75	71	76	579			1,081
	2014	81	92	99	97	66	-	-	-	-	-	-	-	435	-24.9%	▼	435
Misdemeanor	2013	6	17	10	20	12	17	6	29	23	26	9	21	65			196
	2014	15	20	16	25	12	-	-	-	-	-	-	-	88	35.4%	▲	88
Non-Capital Felonies and Related Matters	2013	30	74	91	53	40	68	22	69	30	119	26	77	288			699
	2014	41	57	37	53	63	-	-	-	-	-	-	-	251	-12.8%	▼	251
Other	2013	3	2	4	6	7	3	4	5	2	5	4	1	22			46
	2014	3	3	1	5	5	-	-	-	-	-	-	-	17	-22.7%	▼	17
Other Criminally Related Matters	2013	4	1	1	4	2	-	5	2	3	2	-	2	12			26
	2014	-	4	1	1	-	-	-	-	-	-	-	-	6	-50.0%	▼	6
Probates/Wills and Trusts - Level 1	2013	1	-	-	1	-	-	2	-	1	-	-	-	2			5
	2014	-	-	1	-	-	-	-	-	-	-	-	-	1	-50.0%	▼	1
Probates/Wills and Trusts - Level 2	2013	1	1	2	1	-	1	1	4	2	-	2	1	5			16
	2014	-	-	4	2	2	-	-	-	-	-	-	-	8	60.0%	▲	8
Uncontested Divorce	2013	6	12	8	14	10	8	10	9	11	8	9	4	50			109
	2014	16	12	9	8	11	-	-	-	-	-	-	-	56	12.0%	▲	56

Type of Court: Circuit

Locale/Circuit: Fluvanna 16

Start/End Date: Jan-13 / May-14

Type of Case: Filings

AVG. Month: 101

2013 AVG Month: 97

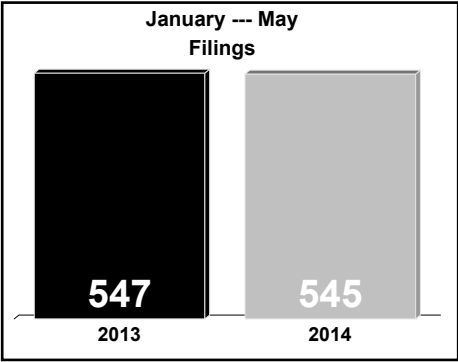
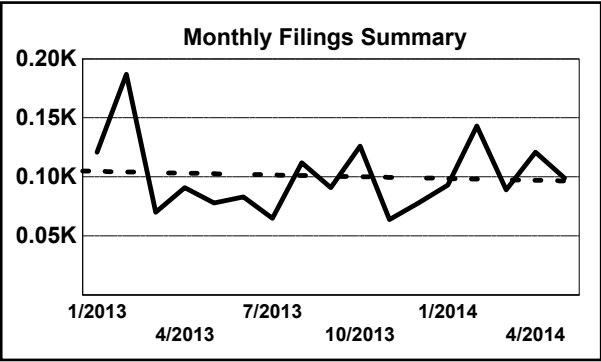
2014 AVG Month: 109

Jan-May 2013: 547

Jan-May 2014: 545

Filings Trending: Steady ↔

D
a
s
h
b
o
a
r
d



	Jan	Feb	Mar	Apr	May	Jun	Jul	Aug	Sep	Oct	Nov	Dec	Thru May	% Change	Trending	Total
2013	121	187	70	91	78	83	65	112	91	126	64	78	547			1,166
2014	93	143	89	121	99	-	-	-	-	-	-	-	545	-0.4%	▼	545

		Jan	Feb	Mar	Apr	May	Jun	Jul	Aug	Sep	Oct	Nov	Dec	Thru May	% Change	Trending	Total
Administrative Law	2013	-	-	-	-	-	-	-	-	1	-	-	1	0			2
Contested Divorce	2013	3	1	1	2	1	-	-	2	3	-	4	1	8	0.0%	↔	18
	2014	2	1	2	1	1	-	-	-	-	-	-	-	7	-12.5%	▼	7
Domestic and Family - Level 1	2013	-	2	-	1	-	3	-	1	1	-	-	2	3			10
	2014	4	1	1	-	4	-	-	-	-	-	-	-	10	233.3%	▲	10
Domestic and Family - Level 2	2013	4	3	-	3	1	-	-	2	4	1	1	-	11			19
	2014	2	1	1	1	13	-	-	-	-	-	-	-	18	63.6%	▲	18
General Civil - Level 1	2013	-	-	-	-	-	-	1	-	-	-	-	-	0			1
General Civil - Level 2	2013	2	5	2	1	-	2	2	7	1	4	-	2	10	0.0%	↔	28
	2014	7	4	3	4	4	-	-	-	-	-	-	-	22	120.0%	▲	22
General Civil - Level 3	2013	1	-	-	2	5	1	2	1	5	-	1	-	8			18
	2014	1	2	4	2	1	-	-	-	-	-	-	-	10	25.0%	▲	10
Miscellaneous	2013	95	79	50	53	49	32	50	52	50	41	48	21	326			620
	2014	52	45	52	49	38	-	-	-	-	-	-	-	236	-27.6%	▼	236
Misdemeanor	2013	4	15	-	12	4	7	-	10	6	16	1	7	35			82
	2014	7	22	12	19	11	-	-	-	-	-	-	-	71	102.9%	▲	71
Non-Capital Felonies and Related Matters	2013	6	81	8	11	10	29	6	27	15	46	6	37	116			282
	2014	11	57	11	34	13	-	-	-	-	-	-	-	126	8.6%	▲	126
Other	2013	-	-	1	1	-	1	-	1	-	-	-	-	2			4
	2014	-	-	-	-	2	-	-	-	-	-	-	-	2	0.0%	↔	2
Other Criminally Related Matters	2013	1	-	-	4	5	4	-	1	-	11	-	3	10			29
	2014	5	3	-	6	6	-	-	-	-	-	-	-	20	100.0%	▲	20
Probates/Wills and Trusts - Level 2	2013	-	-	-	-	-	-	-	2	-	1	1	-	0			4
	2014	1	-	1	1	-	-	-	-	-	-	-	-	3	0.0%	↔	3
Protective Orders	2013	1	-	-	-	-	-	-	-	-	-	-	-	1			1
Uncontested Divorce	2013	4	1	8	1	3	4	4	6	5	6	2	4	17			48
	2014	1	7	2	4	6	-	-	-	-	-	-	-	20	17.6%	▲	20

Type of Court: Circuit

Locale/Circuit: Goochland 16

Start/End Date: Jan-13 / May-14

Type of Case: Filings

AVG. Month: 90

2013 AVG Month: 95

2014 AVG Month: 78

Jan-May 2013: 577

Jan-May 2014: 390

Filings Trending: Downward ▼

D

a

s

h

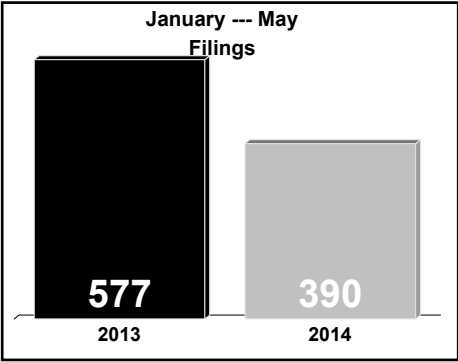
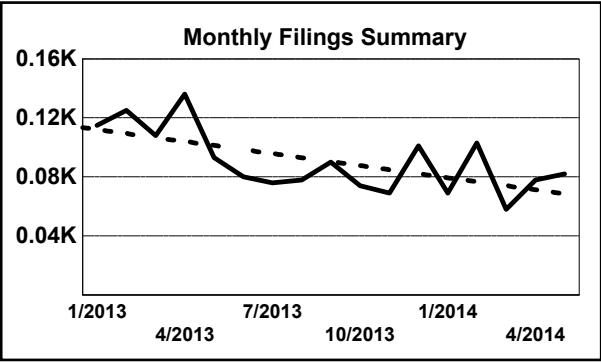
b

o

a

r

d



	Jan	Feb	Mar	Apr	May	Jun	Jul	Aug	Sep	Oct	Nov	Dec	Thru May	% Change	Trending	Total
2013	115	125	108	136	93	80	76	78	90	74	69	101	577			1,145
2014	69	103	58	78	82	-	-	-	-	-	-	-	390	-32.4%	▼	390

		Jan	Feb	Mar	Apr	May	Jun	Jul	Aug	Sep	Oct	Nov	Dec	Thru May	% Change	Trending	Total
Administrative Law	2013	-	-	-	-	-	-	2	-	1	-	-	-	0			3
Contested Divorce	2013	1	2	1	2	2	1	1	1	3	-	-	-	8	0.0%	↔	14
	2014	1	3	2	1	4	-	-	-	-	-	-	-	11	37.5%	▲	11
Domestic and Family - Level 1	2013	1	1	6	1	-	2	3	3	-	1	4	1	9			23
	2014	2	-	1	-	-	-	-	-	-	-	-	-	3	-66.7%	▼	3
Domestic and Family - Level 2	2013	1	3	2	-	-	1	-	-	-	1	-	2	6			10
	2014	1	2	1	-	2	-	-	-	-	-	-	-	6	0.0%	↔	6
General Civil - Level 1	2013	1	-	-	-	-	1	-	-	-	-	1	-	1			3
General Civil - Level 2	2013	5	5	1	2	4	2	2	2	6	2	3	2	17			36
	2014	2	-	2	6	5	-	-	-	-	-	-	-	15	-11.8%	▼	15
General Civil - Level 3	2013	1	3	5	1	-	-	-	4	1	1	-	-	10			16
	2014	2	-	-	-	1	-	-	-	-	-	-	-	3	-70.0%	▼	3
Miscellaneous	2013	85	84	63	48	59	32	38	36	55	35	48	51	339			634
	2014	49	41	37	41	43	-	-	-	-	-	-	-	211	-37.8%	▼	211
Misdemeanor	2013	9	7	15	13	10	14	15	6	12	15	7	24	54			147
	2014	3	16	9	8	16	-	-	-	-	-	-	-	52	-3.7%	▼	52
Non-Capital Felonies and Related Matters	2013	4	15	4	61	5	21	6	17	-	10	4	13	89			160
	2014	1	32	1	18	7	-	-	-	-	-	-	-	59	-33.7%	▼	59
Other	2013	1	2	2	3	3	1	1	2	1	2	1	-	11			19
	2014	3	1	3	-	1	-	-	-	-	-	-	-	8	-27.3%	▼	8
Other Criminally Related Matters	2013	4	-	3	2	7	4	2	1	4	1	1	2	16			31
	2014	-	4	1	-	1	-	-	-	-	-	-	-	6	-62.5%	▼	6
Probates/Wills and Trusts	2013	-	-	-	-	-	-	-	-	1	-	-	-	0			1
	2014	-	-	1	-	-	-	1	-	2	1	-	-	1	0.0%	↔	5
Uncontested Divorce	2013	2	3	5	3	3	1	5	6	4	5	-	6	16			43
	2014	5	4	1	4	2	-	-	-	-	-	-	-	16	0.0%	↔	16

Type of Court: Circuit

Locale/Circuit: Greene 16

Start/End Date: Jan-13 / May-14

Type of Case: Filings

AVG. Month: 98

2013 AVG Month: 95

2014 AVG Month: 105

Jan-May 2013: 548

Jan-May 2014: 527

Filings Trending: Downward ▼

D

a

s

h

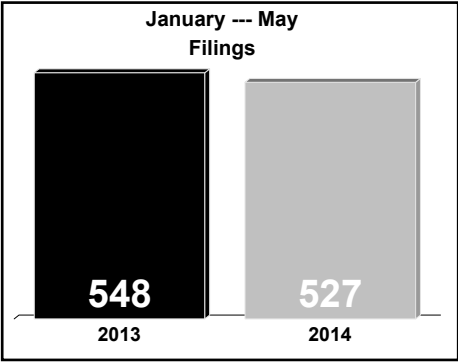
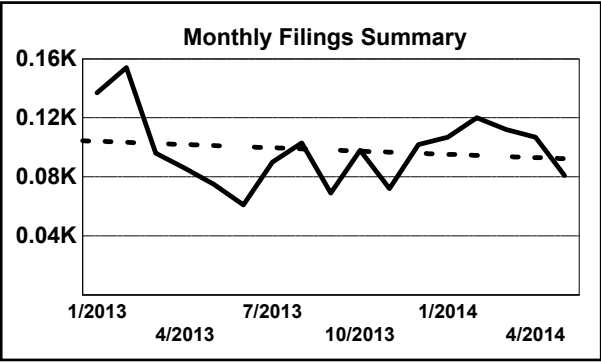
b

o

a

r

d

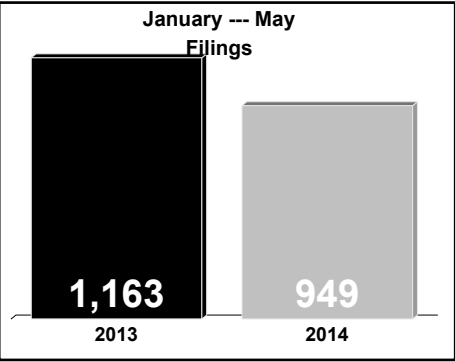
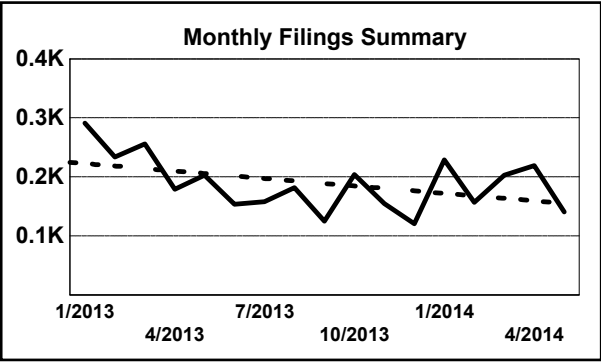


	Jan	Feb	Mar	Apr	May	Jun	Jul	Aug	Sep	Oct	Nov	Dec	Thru May	% Change	Trending	Total
2013	137	154	96	86	75	61	90	103	69	98	72	102	548			1,143
2014	107	120	112	107	81	-	-	-	-	-	-	-	527	-3.8%	▼	527

		Jan	Feb	Mar	Apr	May	Jun	Jul	Aug	Sep	Oct	Nov	Dec	Thru May	% Change	Trending	Total
Contested Divorce	2013	4	1	3	-	1	-	2	1	3	1	-	2	9			18
	2014	-	2	-	4	1	-	-	-	-	-	-	-	7	-22.2%	▼	7
Domestic and Family - Level 1	2013	-	1	2	-	-	-	1	-	-	1	2	-	3	0.0%	↔	7
	2014	-	2	1	-	-	-	-	-	-	-	-	-	3	0.0%	↔	3
Domestic and Family - Level 2	2013	-	1	1	1	1	1	-	1	-	2	2	1	4			11
	2014	2	2	1	-	-	-	-	-	-	-	-	-	5	25.0%	▲	5
General Civil - Level 2	2013	1	1	2	3	4	2	1	8	1	2	3	-	11			28
	2014	2	1	1	3	2	-	-	-	-	-	-	-	9	-18.2%	▼	9
General Civil - Level 3	2013	-	1	2	1	1	1	5	2	1	1	-	-	5			15
	2014	1	-	1	-	8	-	-	-	-	-	-	-	10	100.0%	▲	10
Miscellaneous	2013	102	111	59	38	45	25	33	48	45	53	46	60	355			665
	2014	53	90	68	55	48	-	-	-	-	-	-	-	314	-11.5%	▼	314
Misdemeanor	2013	2	5	9	8	1	8	5	4	-	7	4	7	25			60
	2014	6	7	7	20	3	-	-	-	-	-	-	-	43	72.0%	▲	43
Non-Capital Felonies and Related Matters	2013	18	18	12	18	8	11	33	24	8	21	10	18	74			199
	2014	30	3	27	15	15	-	-	-	-	-	-	-	90	21.6%	▲	90
Other	2013	7	11	5	11	8	5	7	9	6	6	1	6	42			82
	2014	7	9	4	3	3	-	-	-	-	-	-	-	26	-38.1%	▼	26
Other Criminally Related Matters	2013	2	1	-	-	1	5	2	2	1	2	3	2	4			21
	2014	1	1	2	2	-	-	-	-	-	-	-	-	6	50.0%	▲	6
Probates/Wills and Trusts - Level 2	2013	-	-	-	-	1	1	-	2	-	-	1	-	1			5
	2014	1	-	-	1	-	-	-	-	-	-	-	-	2	100.0%	▲	2
Uncontested Divorce	2013	1	3	1	6	4	2	1	2	4	2	-	6	15			32
	2014	4	3	-	4	1	-	-	-	-	-	-	-	12	-20.0%	▼	12

Type of Court: Circuit
Locale/Circuit: Louisa 16
Start/End Date: Jan-13 / May-14
Type of Case: Filings
AVG. Month: 189
2013 AVG Month: 189
2014 AVG Month: 190
Jan-May 2013: 1,163
Jan-May 2014: 949
Filings Trending: Downward ▼

D
a
s
h
b
o
a
r
d



	Jan	Feb	Mar	Apr	May	Jun	Jul	Aug	Sep	Oct	Nov	Dec	Thru May	% Change	Trending	Total
2013	291	234	256	179	203	154	158	182	125	204	155	121	1,163			2,262
2014	229	157	203	219	141	-	-	-	-	-	-	-	949	-18.4%	▼	949

		Jan	Feb	Mar	Apr	May	Jun	Jul	Aug	Sep	Oct	Nov	Dec	Thru May	% Change	Trending	Total
Administrative Law	2013	-	-	-	-	1	-	1	-	-	1	-	-	1			3
Contested Divorce	2013	3	2	5	2	3	-	2	5	4	1	1	-	15			28
	2014	1	4	3	2	3	-	-	-	-	-	-	-	13	-13.3%	▼	13
Domestic and Family - Level 1	2013	2	2	2	1	-	-	5	-	-	1	-	3	7			16
	2014	-	6	-	1	-	-	-	-	-	-	-	-	7	0.0%	↔	7
Domestic and Family - Level 2	2013	1	6	-	2	2	2	3	4	-	6	2	-	11			28
	2014	1	4	1	3	4	-	-	-	-	-	-	-	13	18.2%	▲	13
General Civil - Level 1	2013	-	-	-	1	-	-	-	1	-	1	-	-	1			3
	2014	-	1	-	-	1	-	-	-	-	-	-	-	2	100.0%	▲	2
General Civil - Level 2	2013	1	4	4	6	2	6	7	4	9	5	7	9	17			64
	2014	11	6	3	4	3	-	-	-	-	-	-	-	27	58.8%	▲	27
General Civil - Level 3	2013	2	1	1	3	2	3	6	-	1	5	5	1	9			30
	2014	2	5	1	2	2	-	-	-	-	-	-	-	12	33.3%	▲	12
Miscellaneous	2013	134	136	119	67	71	49	57	63	55	77	72	55	527			955
	2014	92	70	75	76	59	-	-	-	-	-	-	-	372	-29.4%	▼	372
Misdemeanor	2013	38	17	12	18	12	34	19	21	9	24	9	7	97			220
	2014	30	12	16	22	9	-	-	-	-	-	-	-	89	-8.2%	▼	89
Non-Capital Felonies and Related Matters	2013	63	26	74	45	66	29	24	56	28	46	41	7	274			505
	2014	55	17	73	78	32	-	-	-	-	-	-	-	255	-6.9%	▼	255
Other	2013	26	28	27	26	30	17	25	13	12	23	10	27	137			264
	2014	27	16	16	17	20	-	-	-	-	-	-	-	96	-29.9%	▼	96
Other Criminally Related Matters	2013	11	4	3	5	7	8	4	3	3	6	-	3	30			57
	2014	7	5	7	6	2	-	-	-	-	-	-	-	27	-10.0%	▼	27
Probates/Wills and Trusts	2013	1	2	-	-	-	-	-	-	-	-	-	1	3			4
Probates/Wills and Trusts - Level 2	2013	2	-	-	-	-	-	-	1	1	1	2	2	2			9
	2014	-	-	-	1	2	-	-	-	-	-	-	-	3	50.0%	▲	3
Uncontested Divorce	2013	7	6	9	3	7	6	5	11	3	7	6	6	32			76
	2014	3	11	8	7	4	-	-	-	-	-	-	-	33	3.1%	▲	33

Type of Court: Circuit

Locale/Circuit: Madison 16

Start/End Date: Jan-13 / May-14

Type of Case: Filings

AVG. Month: 70

2013 AVG Month: 68

2014 AVG Month: 75

Jan-May 2013: 394

Jan-May 2014: 373

Filings Trending: Downward ▼

D

a

s

h

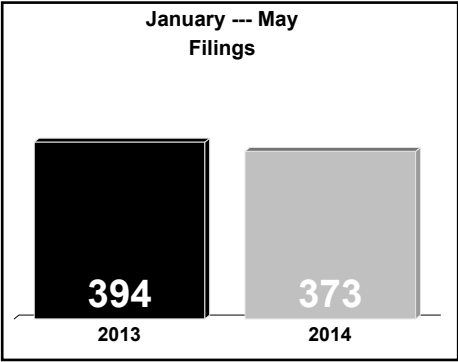
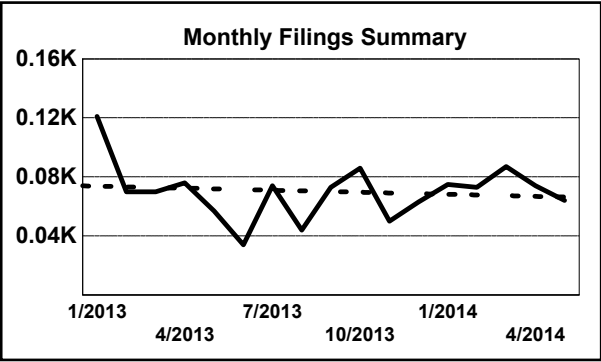
b

o

a

r

d



	Jan	Feb	Mar	Apr	May	Jun	Jul	Aug	Sep	Oct	Nov	Dec	Thru May	% Change	Trending	Total
2013	121	70	70	76	57	34	74	44	73	86	50	63	394			818
2014	75	73	87	74	64	-	-	-	-	-	-	-	373	-5.3%	▼	373

		Jan	Feb	Mar	Apr	May	Jun	Jul	Aug	Sep	Oct	Nov	Dec	Thru May	% Change	Trending	Total
Contested Divorce	2013	3	-	-	2	2	-	-	-	-	-	1	-	7			8
	2014	1	-	-	3	1	-	-	-	-	-	-	-	5	-28.6%	▼	5
Domestic and Family - Lev	2013	1	-	1	2	-	-	-	3	1	-	-	5	4			13
Domestic and Family - Level 2	2013	-	-	-	1	-	-	-	1	1	2	-	1	1			6
	2014	1	-	-	1	-	-	-	-	-	-	-	-	2	100.0%	▲	2
General Civil - Level 1	2013	-	-	-	-	-	-	-	-	-	-	-	1	0			1
General Civil - Level 2	2013	3	3	-	4	3	1	1	-	2	-	-	2	13	0.0%	↔	19
	2014	1	-	-	2	2	-	-	-	-	-	-	-	5	-61.5%	▼	5
General Civil - Level 3	2013	-	-	-	4	1	1	-	-	-	2	-	1	5			9
	2014	-	1	1	-	-	-	-	-	-	-	-	-	2	-60.0%	▼	2
Miscellaneous	2013	75	42	49	45	27	12	33	20	33	41	35	28	238			440
	2014	50	31	48	43	29	-	-	-	-	-	-	-	201	-15.5%	▼	201
Misdemeanor	2013	-	4	2	5	4	3	5	9	10	7	2	3	15			54
	2014	2	7	1	4	3	-	-	-	-	-	-	-	17	13.3%	▲	17
Non-Capital Felonies and Related Matters	2013	8	4	3	6	4	7	18	3	13	21	4	2	25			93
	2014	11	11	27	8	17	-	-	-	-	-	-	-	74	196.0%	▲	74
Other	2013	24	15	15	6	14	10	12	6	9	10	5	13	74			139
	2014	8	16	9	7	4	-	-	-	-	-	-	-	44	-40.5%	▼	44
Other Criminally Related Matters	2013	4	-	-	-	-	-	2	1	1	2	-	3	4			13
	2014	-	2	-	1	5	-	-	-	-	-	-	-	8	100.0%	▲	8
Probates/Wills and Trusts	2013	-	-	-	-	-	-	1	-	1	-	-	-	0			2
Probates/Wills and Trusts	2013	-	1	-	-	-	-	-	-	-	1	1	-	1	0.0%	↔	3
Uncontested Divorce	2013	3	1	-	1	2	-	2	1	2	-	2	4	7			18
	2014	1	5	1	5	3	-	-	-	-	-	-	-	15	114.3%	▲	15

Type of Court: Circuit

Locale/Circuit: Orange 16

Start/End Date: Jan-13 / May-14

Type of Case: Filings

AVG. Month: 133

2013 AVG Month: 123

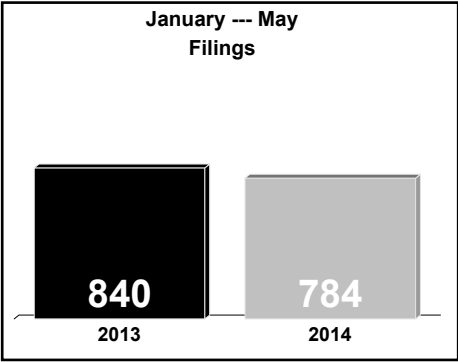
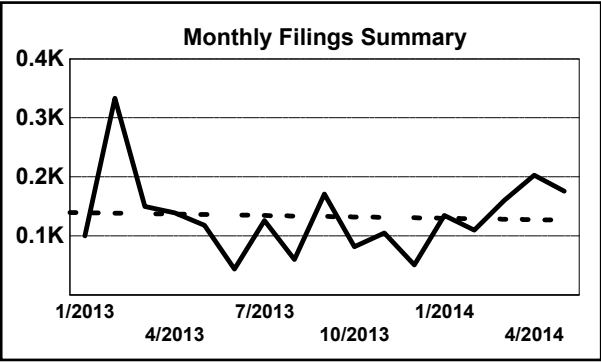
2014 AVG Month: 157

Jan-May 2013: 840

Jan-May 2014: 784

Filings Trending: Downward ▼

D
a
s
h
b
o
a
r
d



	Jan	Feb	Mar	Apr	May	Jun	Jul	Aug	Sep	Oct	Nov	Dec	Thru May	% Change	Trending	Total
2013	100	333	150	139	118	44	126	60	171	82	105	51	840			1,479
2014	135	110	160	203	176	-	-	-	-	-	-	-	784	-6.7%	▼	784

		Jan	Feb	Mar	Apr	May	Jun	Jul	Aug	Sep	Oct	Nov	Dec	Thru May	% Change	Trending	Total
Administrative Law	2013	1	-	-	-	-	-	-	-	1	-	1	-	1			3
	2014	-	1	1	1	-	-	-	-	-	-	-	-	3	200.0%	▲	3
Contested Divorce	2013	1	3	3	3	1	1	1	4	2	1	1	2	11			23
	2014	2	3	2	3	2	-	-	-	-	-	-	-	12	9.1%	▲	12
Domestic and Family - Level 1	2013	-	-	-	-	6	-	-	2	-	4	-	-	6			12
	2014	2	4	-	4	2	-	-	-	-	-	-	-	12	100.0%	▲	12
Domestic and Family - Level 2	2013	1	-	2	1	5	-	3	-	-	-	3	1	9			16
	2014	2	2	4	2	4	-	-	-	-	-	-	-	14	55.6%	▲	14
General Civil - Level 1	2013	-	1	-	-	-	-	-	-	-	2	1	-	1			4
	2014	-	-	-	-	1	-	-	-	-	-	-	-	1	0.0%	↔	1
General Civil - Level 2	2013	6	-	5	9	5	2	6	4	7	4	2	5	25			55
	2014	3	2	3	2	9	-	-	-	-	-	-	-	19	-24.0%	▼	19
General Civil - Level 3	2013	9	20	1	1	3	-	2	3	3	3	1	3	34			49
	2014	1	8	16	7	-	-	-	-	-	-	-	-	32	-5.9%	▼	32
Miscellaneous	2013	31	254	63	102	7	10	10	13	12	6	9	5	457			522
	2014	65	68	83	86	60	-	-	-	-	-	-	-	362	-20.8%	▼	362
Misdemeanor	2013	2	5	21	1	17	2	12	8	17	7	11	-	46			103
	2014	7	3	8	11	20	-	-	-	-	-	-	-	49	6.5%	▲	49
Non-Capital Felonies and Related Matters	2013	38	45	34	17	64	17	82	16	121	39	69	24	198			566
	2014	39	14	33	76	68	-	-	-	-	-	-	-	230	16.2%	▲	230
Other	2013	-	1	6	2	1	4	3	2	3	6	1	1	10			30
	2014	2	-	1	-	2	-	-	-	-	-	-	-	5	-50.0%	▼	5
Other Criminally Related Matters	2013	3	-	1	-	2	-	1	4	-	3	-	-	6			14
	2014	3	-	-	4	1	-	-	-	-	-	-	-	8	33.3%	▲	8
Probates/Wills and Trusts	2013	-	-	-	-	-	-	1	-	-	-	-	-	0			1
Probates/Wills and Trusts - Level 2	2013	2	-	-	1	-	-	3	-	-	-	-	2	3	0.0%	↔	8
	2014	1	-	2	-	2	-	-	-	-	-	-	-	5	66.7%	▲	5
Uncontested Divorce	2013	6	4	14	2	7	8	2	4	5	7	6	8	33			73
	2014	8	5	7	7	5	-	-	-	-	-	-	-	32	-3.0%	▼	32

Type of Court: Circuit

Locale/Circuit: Charlottesville 16

Start/End Date: Jan-13 / May-14

Type of Case: Filings

AVG. Month: 127

2013 AVG Month: 128

2014 AVG Month: 125

Jan-May 2013: 647

Jan-May 2014: 627

Filings Trending: Downward ▼

D

a

s

h

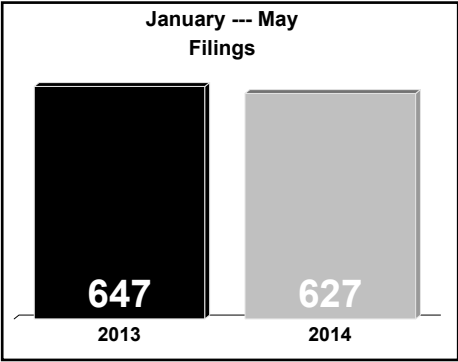
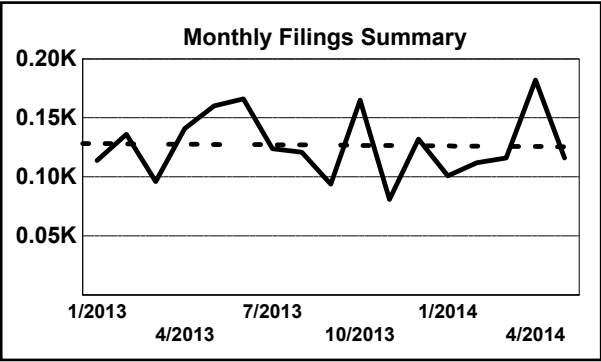
b

o

a

r

d



	Jan	Feb	Mar	Apr	May	Jun	Jul	Aug	Sep	Oct	Nov	Dec	Thru May	% Change	Trending	Total
2013	114	136	96	141	160	166	124	121	94	165	81	132	647			1,530
2014	101	112	116	182	116	-	-	-	-	-	-	-	627	-3.1%	▼	627

		Jan	Feb	Mar	Apr	May	Jun	Jul	Aug	Sep	Oct	Nov	Dec	Thru May	% Change	Trending	Total
Administrative Law	2013	-	-	-	-	-	-	-	-	1	-	-	1	0			2
	2014	-	1	-	-	1	-	-	-	-	-	-	-	2	0.0%	↔	2
Contested Divorce	2013	2	1	2	1	1	-	2	-	-	-	1	2	7			12
	2014	2	1	1	-	1	-	-	-	-	-	-	-	5	-28.6%	▼	5
Domestic and Family - Level 1	2013	1	2	1	2	5	1	5	3	4	2	1	3	11			30
	2014	5	-	6	2	-	-	-	-	-	-	-	-	13	18.2%	▲	13
Domestic and Family - Level 2	2013	2	-	-	2	-	-	-	2	1	1	1	1	4			10
	2014	1	3	2	1	1	-	-	-	-	-	-	-	8	100.0%	▲	8
General Civil - Level 1	2013	1	1	1	1	2	-	1	2	-	2	-	-	6			11
	2014	-	-	-	3	-	-	-	-	-	-	-	-	3	-50.0%	▼	3
General Civil - Level 2	2013	7	7	13	7	9	9	9	11	9	11	9	9	43			110
	2014	9	13	12	8	8	-	-	-	-	-	-	-	50	16.3%	▲	50
General Civil - Level 3	2013	6	4	3	4	7	9	5	3	1	6	3	6	24			57
	2014	8	7	5	7	4	-	-	-	-	-	-	-	31	29.2%	▲	31
Miscellaneous	2013	42	41	19	25	37	18	14	20	26	24	17	27	164			310
	2014	17	17	26	26	26	-	-	-	-	-	-	-	112	-31.7%	▼	112
Misdemeanor	2013	7	7	11	6	8	19	14	11	12	13	6	15	39			129
	2014	16	8	6	20	16	-	-	-	-	-	-	-	66	69.2%	▲	66
Non-Capital Felonies and Related Matters	2013	39	70	40	88	83	105	69	65	37	100	35	68	320			799
	2014	40	60	54	105	51	-	-	-	-	-	-	-	310	-3.1%	▼	310
Other	2013	1	-	-	-	-	-	-	-	-	-	1	-	1			2
Other Criminally Related Matters	2013	3	-	1	1	-	1	4	-	2	4	6	-	5			22
	2014	3	1	3	6	5	-	-	-	-	-	-	-	18	260.0%	▲	18
Probates/Wills and Trusts	2013	-	-	-	-	-	1	-	-	-	-	-	-	0			1
Probates/Wills and Trusts - Level 2	2013	-	-	2	2	-	-	-	2	-	2	-	-	4	0.0%	↔	8
	2014	-	-	1	1	2	-	-	-	-	-	-	-	4	0.0%	↔	4
Uncontested Divorce	2013	3	3	3	2	8	3	1	2	1	-	1	-	19			27
	2014	-	1	-	3	1	-	-	-	-	-	-	-	5	-73.7%	▼	5

Type of Court: Circuit

Locale/Circuit: Arlington 17

Start/End Date: Jan-13 / May-14

Type of Case: Filings

AVG. Month: 745

2013 AVG Month: 729

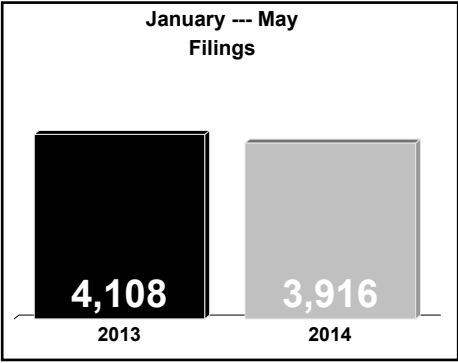
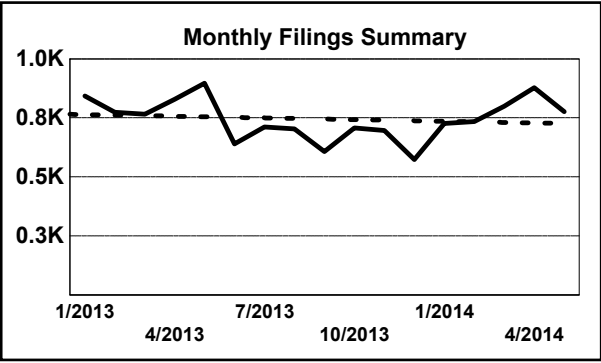
2014 AVG Month: 783

Jan-May 2013: 4,108

Jan-May 2014: 3,916

Filings Trending: Downward ▼

D
a
s
h
b
o
a
r
d



	Jan	Feb	Mar	Apr	May	Jun	Jul	Aug	Sep	Oct	Nov	Dec	Thru May	% Change	Trending	Total
2013	843	774	766	829	896	640	711	703	608	707	696	574	4,108			8,747
2014	727	735	799	878	777	-	-	-	-	-	-	-	3,916	-4.7%	▼	3,916

		Jan	Feb	Mar	Apr	May	Jun	Jul	Aug	Sep	Oct	Nov	Dec	Thru May	% Change	Trending	Total
Administrative Law	2013	-	-	-	4	2	-	-	-	-	2	3	1	6			12
	2014	-	1	-	2	-	-	-	-	-	-	-	-	3	-50.0%	▼	3
Capital Murder	2013	-	-	-	4	5	-	-	-	-	-	-	-	9			9
Contested Divorce	2013	9	9	8	8	14	12	6	9	8	6	6	9	48			104
	2014	11	12	16	13	10	-	-	-	-	-	-	-	62	29.2%	▲	62
Domestic and Family - Level 1	2013	9	6	8	1	9	15	13	4	8	8	7	5	33			93
	2014	2	6	2	5	1	-	-	-	-	-	-	-	16	-51.5%	▼	16
Domestic and Family - Level 2	2013	2	4	1	5	5	4	3	4	3	11	5	5	17			52
	2014	5	8	6	8	7	-	-	-	-	-	-	-	34	100.0%	▲	34
General Civil - Level 1	2013	3	1	2	1	3	-	1	4	2	-	3	3	10			23
	2014	2	1	-	-	3	-	-	-	-	-	-	-	6	-40.0%	▼	6
General Civil - Level 2	2013	37	41	39	31	39	33	37	44	37	26	37	30	187			431
	2014	36	38	32	46	30	-	-	-	-	-	-	-	182	-2.7%	▼	182
General Civil - Level 3	2013	15	15	22	16	21	10	9	14	16	7	6	13	89			164
	2014	9	5	14	8	6	-	-	-	-	-	-	-	42	-52.8%	▼	42
Miscellaneous	2013	263	234	196	167	163	148	154	169	114	165	141	128	1,023			2,042
	2014	150	139	162	157	147	-	-	-	-	-	-	-	755	-26.2%	▼	755
Misdemeanor	2013	57	47	58	94	66	31	43	53	47	68	33	40	322			637
	2014	51	72	69	73	93	-	-	-	-	-	-	-	358	11.2%	▲	358
Non-Capital Felonies and Related Matters	2013	286	274	272	308	374	227	206	210	172	192	209	159	1,514			2,889
	2014	206	210	275	290	258	-	-	-	-	-	-	-	1,239	-18.2%	▼	1,239
Other	2013	99	83	88	103	99	101	119	114	132	140	147	105	472			1,330
	2014	135	123	144	188	150	-	-	-	-	-	-	-	740	56.8%	▲	740
Other Criminally Related Matters	2013	38	31	35	55	44	28	78	43	42	48	69	51	203			562
	2014	74	80	27	54	40	-	-	-	-	-	-	-	275	35.5%	▲	275
Probates/Wills and Trusts - Level 1	2013	1	-	1	-	-	-	3	1	3	-	1	-	2			10
	2014	3	4	2	2	-	-	-	-	-	-	-	-	11	450.0%	▲	11
Probates/Wills and Trusts - Level 2	2013	7	6	8	4	10	4	8	7	3	9	6	6	35			78
	2014	10	6	7	7	7	-	-	-	-	-	-	-	37	5.7%	▲	37
Protective Orders	2013	-	-	2	-	1	1	-	-	-	1	-	-	3			5
	2014	-	1	2	-	-	-	-	-	-	-	-	-	3	0.0%	↔	3
Uncontested Divorce	2013	17	23	26	28	41	26	31	27	21	24	23	19	135			306
	2014	33	29	41	25	25	-	-	-	-	-	-	-	153	13.3%	▲	153

Type of Court: Circuit

Locale/Circuit: Fauquier 20

Start/End Date: Jan-13 / May-14

Type of Case: Filings

AVG. Month: 339

2013 AVG Month: 353

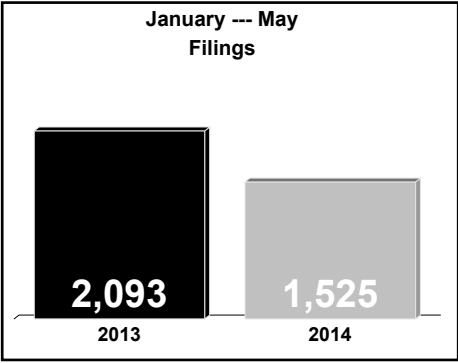
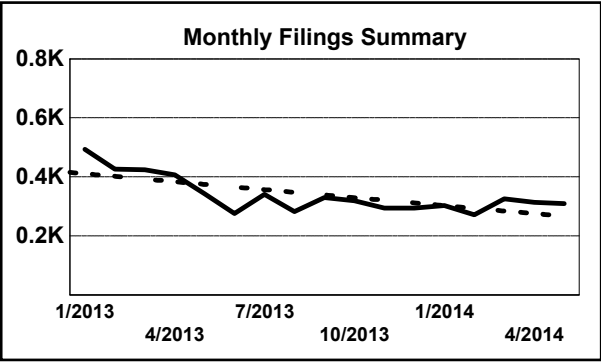
2014 AVG Month: 305

Jan-May 2013: 2,093

Jan-May 2014: 1,525

Filings Trending: Downward ▼

D
a
s
h
b
o
a
r
d



	Jan	Feb	Mar	Apr	May	Jun	Jul	Aug	Sep	Oct	Nov	Dec	Thru May	% Change	Trending	Total
2013	493	426	424	407	343	276	341	283	330	319	295	294	2,093			4,231
2014	303	272	326	314	310	-	-	-	-	-	-	-	1,525	-27.1%	▼	1,525

		Jan	Feb	Mar	Apr	May	Jun	Jul	Aug	Sep	Oct	Nov	Dec	Thru May	% Change	Trending	Total
Administrative Law	2013	-	-	-	3	-	-	1	-	1	-	1	-	3			6
	2014	1	-	1	-	1	-	-	-	-	-	-	-	3	0.0%	↔	3
Contested Divorce	2013	6	5	7	4	8	8	3	6	5	10	2	1	30			65
	2014	4	9	7	4	10	-	-	-	-	-	-	-	34	13.3%	▲	34
Domestic and Family - Level 1	2013	3	2	2	-	8	1	1	3	3	3	2	2	15			30
	2014	-	1	3	8	3	-	-	-	-	-	-	-	15	0.0%	↔	15
Domestic and Family - Level 2	2013	-	2	1	3	-	4	4	5	4	3	1	-	6			27
	2014	2	1	2	1	2	-	-	-	-	-	-	-	8	33.3%	▲	8
General Civil - Level 1	2013	-	-	1	1	1	1	2	-	1	-	1	-	3			8
	2014	-	2	-	2	1	-	-	-	-	-	-	-	5	66.7%	▲	5
General Civil - Level 2	2013	14	15	11	24	24	10	14	16	17	13	15	18	88			191
	2014	11	5	10	18	17	-	-	-	-	-	-	-	61	-30.7%	▼	61
General Civil - Level 3	2013	9	2	6	3	8	2	3	5	10	6	6	7	28			67
	2014	4	4	7	3	3	-	-	-	-	-	-	-	21	-25.0%	▼	21
Miscellaneous	2013	312	264	243	186	131	109	111	105	116	145	124	158	1,136			2,004
	2014	150	114	150	133	109	-	-	-	-	-	-	-	656	-42.3%	▼	656
Misdemeanor	2013	34	16	18	33	15	18	33	23	31	17	26	19	116			283
	2014	16	26	27	26	24	-	-	-	-	-	-	-	119	2.6%	▲	119
Non-Capital Felonies and Related Matters	2013	58	52	95	87	87	55	104	59	89	55	78	36	379			855
	2014	67	56	62	53	82	-	-	-	-	-	-	-	320	-15.6%	▼	320
Other	2013	34	40	27	40	44	45	43	43	32	44	24	43	185			459
	2014	31	38	31	44	32	-	-	-	-	-	-	-	176	-4.9%	▼	176
Other Criminally Related Matters	2013	6	6	1	1	5	6	5	6	4	4	2	-	19			46
	2014	3	4	8	7	8	-	-	-	-	-	-	-	30	57.9%	▲	30
Probates/Wills and Trusts - Level 1	2013	-	1	-	-	-	1	-	-	1	-	-	-	1			3
	2014	-	1	-	1	-	-	-	-	-	-	-	-	2	100.0%	▲	2
Probates/Wills and Trusts - Level 2	2013	-	2	-	1	-	2	2	1	1	1	-	-	3			10
	2014	-	1	2	2	1	-	-	-	-	-	-	-	6	100.0%	▲	6
Protective Orders	2013	4	2	3	-	2	-	3	2	-	1	-	2	11			19
	2014	1	-	-	-	1	-	-	-	-	-	-	-	2	-81.8%	▼	2
Uncontested Divorce	2013	13	17	9	21	10	14	12	9	15	17	13	8	70			158
	2014	13	10	16	12	16	-	-	-	-	-	-	-	67	-4.3%	▼	67

Type of Court: Circuit

Locale/Circuit: Loudoun 20

Start/End Date: Jan-13 / May-14

Type of Case: Filings

AVG. Month: 866

2013 AVG Month: 884

2014 AVG Month: 823

Jan-May 2013: 4,912

Jan-May 2014: 4,113

Filings Trending: Downward ▼

D

a

s

h

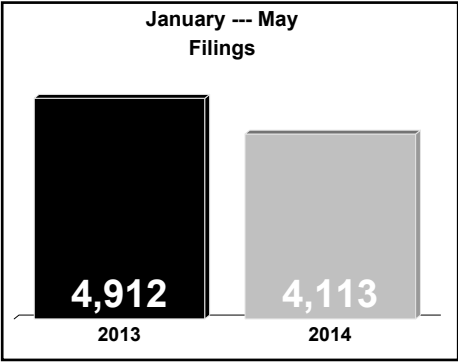
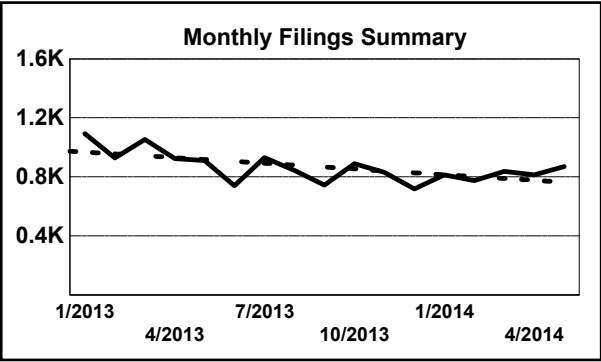
b

o

a

r

d

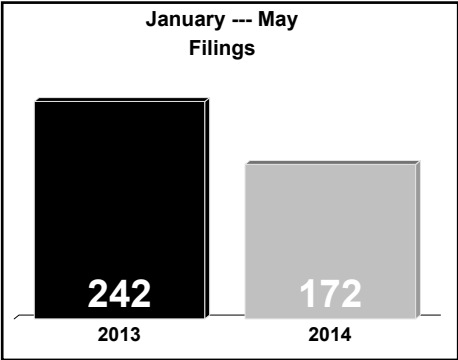
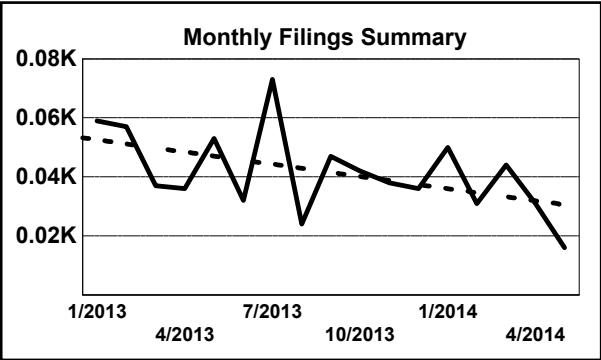


	Jan	Feb	Mar	Apr	May	Jun	Jul	Aug	Sep	Oct	Nov	Dec	Thru May	% Change	Trending	Total
2013	1,092	928	1,055	925	912	741	930	844	745	889	832	718	4,912			10,611
2014	815	775	838	814	871	-	-	-	-	-	-	-	4,113	-16.3%	▼	4,113

		Jan	Feb	Mar	Apr	May	Jun	Jul	Aug	Sep	Oct	Nov	Dec	Thru May	% Change	Trending	Total
Administrative Law	2013	4	3	-	4	1	1	2	1	2	2	-	1	12			21
	2014	4	1	-	1	-	-	-	-	-	-	-	-	6	-50.0%	▼	6
Capital Murder	2013	-	-	-	-	2	-	-	-	-	-	-	-	2			2
Contested Divorce	2013	17	23	24	17	16	12	22	23	18	24	19	15	97			230
	2014	19	19	26	28	33	-	-	-	-	-	-	-	125	28.9%	▲	125
Domestic and Family - Level 1	2013	12	20	11	24	24	9	12	21	5	7	16	17	91			178
	2014	16	10	29	7	4	-	-	-	-	-	-	-	66	-27.5%	▼	66
Domestic and Family - Level 2	2013	14	8	16	9	13	13	7	6	11	12	15	10	60			134
	2014	10	11	13	18	16	-	-	-	-	-	-	-	68	13.3%	▲	68
General Civil - Level 1	2013	3	-	5	2	1	1	1	1	-	-	2	1	11			17
	2014	2	1	2	4	3	-	-	-	-	-	-	-	12	9.1%	▲	12
General Civil - Level 2	2013	37	42	52	47	38	30	51	47	33	63	36	48	216			524
	2014	52	39	36	50	55	-	-	-	-	-	-	-	232	7.4%	▲	232
General Civil - Level 3	2013	29	23	38	27	30	28	23	31	29	24	29	29	147			340
	2014	20	18	21	50	26	-	-	-	-	-	-	-	135	-8.2%	▼	135
Miscellaneous	2013	742	560	577	503	451	352	448	383	386	420	414	391	2,833			5,627
	2014	456	389	454	398	378	-	-	-	-	-	-	-	2,075	-26.8%	▼	2,075
Misdemeanor	2013	48	31	36	30	43	40	42	46	44	37	57	29	188			483
	2014	45	45	55	28	69	-	-	-	-	-	-	-	242	28.7%	▲	242
Non-Capital Felonies and Related Matters	2013	87	64	118	113	157	108	154	127	100	136	120	72	539			1,356
	2014	86	157	79	108	149	-	-	-	-	-	-	-	579	7.4%	▲	579
Other	2013	36	45	44	37	36	50	44	47	30	34	37	31	198			471
	2014	21	18	17	15	24	-	-	-	-	-	-	-	95	-52.0%	▼	95
Other Criminally Related Matters	2013	18	44	52	36	23	31	49	27	25	62	41	24	173			432
	2014	19	17	34	44	39	-	-	-	-	-	-	-	153	-11.6%	▼	153
Probates/Wills and Trusts	2013	-	1	-	-	-	1	1	-	1	1	1	1	1			7
Probates/Wills and Trusts - Level 2	2013	4	5	15	9	12	10	16	8	7	6	4	8	45			104
	2014	6	6	8	6	9	-	-	-	-	-	-	-	35	-22.2%	▼	35
Uncontested Divorce	2013	41	59	67	67	65	55	58	76	54	61	41	41	299			685
	2014	59	44	64	57	66	-	-	-	-	-	-	-	290	-3.0%	▼	290

Type of Court: Circuit
Locale/Circuit: Rappahannock 20
Start/End Date: Jan-13 / May-14
Type of Case: Filings
AVG. Month: 42
2013 AVG Month: 45
2014 AVG Month: 34
Jan-May 2013: 242
Jan-May 2014: 172
Filings Trending: Downward ▼

D
a
s
h
b
o
a
r
d



	Jan	Feb	Mar	Apr	May	Jun	Jul	Aug	Sep	Oct	Nov	Dec	Thru May	% Change	Trending	Total
2013	59	57	37	36	53	32	73	24	47	42	38	36	242			534
2014	50	31	44	31	16	-	-	-	-	-	-	-	172	-28.9%	▼	172

		Jan	Feb	Mar	Apr	May	Jun	Jul	Aug	Sep	Oct	Nov	Dec	Thru May	% Change	Trending	Total
Administrative Law	2013	-	-	-	-	-	-	-	-	-	-	1	-	0			1
Contested Divorce	2013	2	1	-	1	-	2	1	-	-	-	1	-	4	0.0%	↔	8
	2014	1	-	1	-	-	-	-	-	-	-	-	-	2	-50.0%	▼	2
Domestic and Family - Lev	2013	-	3	1	-	-	-	6	1	-	1	-	-	4			12
General Civil - Level 1	2013	-	-	-	-	-	-	1	-	-	-	-	-	0			1
General Civil - Level 2	2013	-	6	1	-	4	-	3	1	2	-	1	1	11	0.0%	↔	19
	2014	2	-	-	3	2	-	-	-	-	-	-	-	7	-36.4%	▼	7
General Civil - Level 3	2013	-	1	1	2	2	3	1	-	1	-	1	2	6			14
	2014	-	-	-	1	1	-	-	-	-	-	-	-	2	-66.7%	▼	2
Miscellaneous	2013	36	30	9	17	20	6	14	10	12	15	11	11	112			191
	2014	15	18	19	19	7	-	-	-	-	-	-	-	78	-30.4%	▼	78
Misdemeanor	2013	4	4	4	3	6	3	1	2	2	9	2	5	21			45
	2014	3	3	3	5	-	-	-	-	-	-	-	-	14	-33.3%	▼	14
Non-Capital Felonies and Related Matters	2013	5	2	5	-	6	9	40	-	19	3	5	3	18			97
	2014	8	1	9	1	5	-	-	-	-	-	-	-	24	33.3%	▲	24
Other	2013	10	10	14	7	12	8	6	8	10	11	16	12	53			124
	2014	20	8	12	1	1	-	-	-	-	-	-	-	42	-20.8%	▼	42
Other Criminally Related Matters	2013	1	-	1	4	1	1	-	-	1	-	-	1	7			10
	2014	-	1	-	-	-	-	-	-	-	-	-	-	1	-85.7%	▼	1
Probates/Wills and Trusts	2013	-	-	-	1	-	-	-	1	-	-	-	-	1			2
Uncontested Divorce	2013	1	-	1	1	2	-	-	1	-	3	-	1	5			10
	2014	1	-	-	1	-	-	-	-	-	-	-	-	2	-60.0%	▼	2

Type of Court: Circuit

Locale/Circuit: Henry 21

Start/End Date: Jan-13 / May-14

Type of Case: Filings

AVG. Month: 313

2013 AVG Month: 297

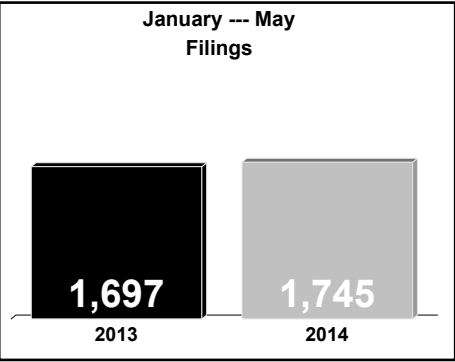
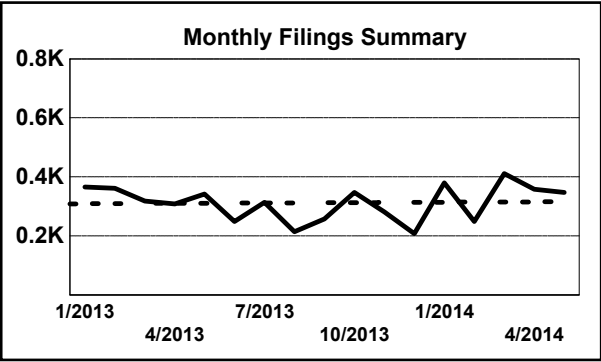
2014 AVG Month: 349

Jan-May 2013: 1,697

Jan-May 2014: 1,745

Filings Trending: Upward ▲

D
a
s
h
b
o
a
r
d



	Jan	Feb	Mar	Apr	May	Jun	Jul	Aug	Sep	Oct	Nov	Dec	Thru May	% Change	Trending	Total
2013	366	362	318	309	342	249	314	214	258	348	281	208	1,697			3,569
2014	380	249	411	358	347	-	-	-	-	-	-	-	1,745	2.8%	▲	1,745

		Jan	Feb	Mar	Apr	May	Jun	Jul	Aug	Sep	Oct	Nov	Dec	Thru May	% Change	Trending	Total
Administrative Law	2013	-	-	-	-	-	-	-	-	-	-	1	-	0			1
	2014	-	2	-	-	1	-	-	-	-	-	-	-	3	0.0%	↔	3
Contested Divorce	2013	3	3	9	5	2	4	6	3	8	7	5	5	22			60
	2014	1	6	7	4	5	-	-	-	-	-	-	-	23	4.5%	▲	23
Domestic and Family - Level 1	2013	5	3	-	2	2	6	6	3	5	4	3	4	12			43
	2014	13	1	5	6	3	-	-	-	-	-	-	-	28	133.3%	▲	28
Domestic and Family - Level 2	2013	5	4	1	1	2	3	5	-	3	1	-	-	13			25
	2014	1	-	-	2	3	-	-	-	-	-	-	-	6	-53.8%	▼	6
General Civil - Level 1	2013	2	-	1	2	-	-	-	2	-	1	1	1	5			10
	2014	2	-	-	-	-	-	-	-	-	-	-	-	2	-60.0%	▼	2
General Civil - Level 2	2013	3	7	6	5	9	6	8	10	6	10	1	5	30			76
	2014	7	3	7	6	5	-	-	-	-	-	-	-	28	-6.7%	▼	28
General Civil - Level 3	2013	-	3	4	3	2	5	3	3	1	3	10	8	12			45
	2014	6	5	17	9	1	-	-	-	-	-	-	-	38	216.7%	▲	38
Miscellaneous	2013	184	159	52	132	144	112	64	63	85	81	43	43	671			1,162
	2014	131	97	118	111	79	-	-	-	-	-	-	-	536	-20.1%	▼	536
Misdemeanor	2013	44	44	37	42	34	36	45	32	40	50	28	44	201			476
	2014	36	39	35	54	46	-	-	-	-	-	-	-	210	4.5%	▲	210
Non-Capital Felonies and Related Matters	2013	77	96	155	75	110	56	87	64	75	71	152	47	513			1,065
	2014	139	56	122	72	175	-	-	-	-	-	-	-	564	9.9%	▲	564
Other	2013	31	14	19	14	16	7	70	10	21	97	17	21	94			337
	2014	16	24	67	73	16	-	-	-	-	-	-	-	196	108.5%	▲	196
Other Criminally Related Matters	2013	4	7	4	8	7	5	2	9	1	9	9	17	30			82
	2014	11	1	7	8	3	-	-	-	-	-	-	-	30	0.0%	↔	30
Probates/Wills and Trusts - Level 1	2013	-	2	-	1	1	-	-	-	-	-	-	-	4			4
	2014	1	-	-	-	-	-	-	-	-	-	-	-	1	-75.0%	▼	1
Probates/Wills and Trusts - Level 2	2013	-	-	1	2	-	-	-	2	1	1	2	2	3			11
	2014	1	1	3	1	1	-	-	-	-	-	-	-	7	133.3%	▲	7
Protective Orders	2013	-	1	-	-	-	-	-	-	-	-	-	-	1			1
Uncontested Divorce	2013	8	19	29	17	13	9	18	13	12	13	9	11	86			171
	2014	15	14	23	12	9	-	-	-	-	-	-	-	73	-15.1%	▼	73

Type of Court: Circuit

Locale/Circuit: Patrick 21

Start/End Date: Jan-13 / May-14

Type of Case: Filings

AVG. Month: 125

2013 AVG Month: 117

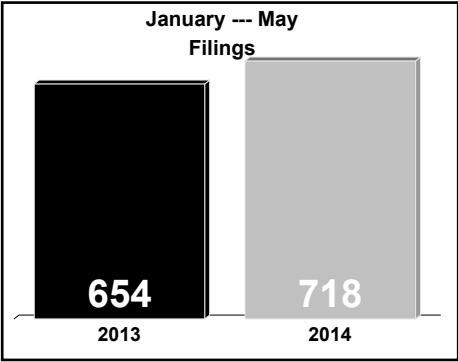
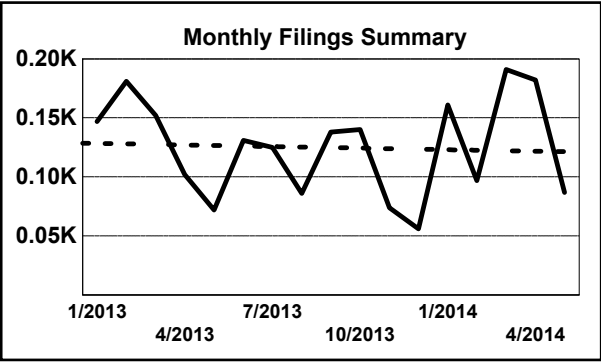
2014 AVG Month: 144

Jan-May 2013: 654

Jan-May 2014: 718

Filings Trending: Upward ▲

D
a
s
h
b
o
a
r
d



	Jan	Feb	Mar	Apr	May	Jun	Jul	Aug	Sep	Oct	Nov	Dec	Thru May	% Change	Trending	Total
2013	147	181	152	102	72	131	125	86	138	140	74	56	654			1,404
2014	161	97	191	182	87	-	-	-	-	-	-	-	718	9.8%	▲	718

		Jan	Feb	Mar	Apr	May	Jun	Jul	Aug	Sep	Oct	Nov	Dec	Thru May	% Change	Trending	Total
Administrative Law	2013	-	-	-	-	-	-	-	-	1	-	-	-	0			1
Contested Divorce	2013	5	2	4	3	-	2	2	1	-	1	1	2	14	0.0%	↔	23
	2014	-	5	4	6	1	-	-	-	-	-	-	-	16	14.3%	▲	16
Domestic and Family - Level 1	2013	-	1	-	-	-	1	4	2	-	3	-	-	1			11
	2014	-	2	-	10	6	-	-	-	-	-	-	-	18	1,700.0%	▲	18
Domestic and Family - Level 2	2013	-	-	1	-	1	-	-	1	-	-	1	-	2			4
	2014	-	-	-	1	-	-	-	-	-	-	-	-	1	-50.0%	▼	1
General Civil - Level 2	2013	3	1	1	2	2	1	2	1	2	3	3	2	9			23
	2014	1	-	-	2	2	-	-	-	-	-	-	-	5	-44.4%	▼	5
General Civil - Level 3	2013	-	2	2	-	2	1	-	1	-	2	1	5	6			16
	2014	1	-	2	3	2	-	-	-	-	-	-	-	8	33.3%	▲	8
Miscellaneous	2013	51	85	72	40	48	63	33	34	49	34	22	29	296			560
	2014	54	32	32	57	31	-	-	-	-	-	-	-	206	-30.4%	▼	206
Misdemeanor	2013	21	13	11	14	1	21	27	16	15	35	7	3	60			184
	2014	36	14	29	27	9	-	-	-	-	-	-	-	115	91.7%	▲	115
Non-Capital Felonies and Related Matters	2013	42	71	56	32	8	37	49	15	68	40	28	13	209			459
	2014	48	32	116	54	33	-	-	-	-	-	-	-	283	35.4%	▲	283
Other Criminally Related Matters	2013	20	3	-	2	3	-	5	12	-	12	10	-	28			67
	2014	19	7	-	21	-	-	-	-	-	-	-	-	47	67.9%	▲	47
Probates/Wills and Trusts	2013	-	-	-	-	-	-	-	-	-	1	1	-	0			2
Probates/Wills and Trusts	2013	1	-	-	3	-	-	-	-	-	-	-	-	4	0.0%	↔	4
Uncontested Divorce	2013	4	3	5	6	7	5	3	3	3	9	-	2	25			50
	2014	2	5	8	1	3	-	-	-	-	-	-	-	19	-24.0%	▼	19

Type of Court: Circuit

Locale/Circuit: Martinsville 21

Start/End Date: Jan-13 / May-14

Type of Case: Filings

AVG. Month: 115

2013 AVG Month: 121

2014 AVG Month: 100

Jan-May 2013: 694

Jan-May 2014: 499

Filings Trending: Downward ▼

D

a

s

h

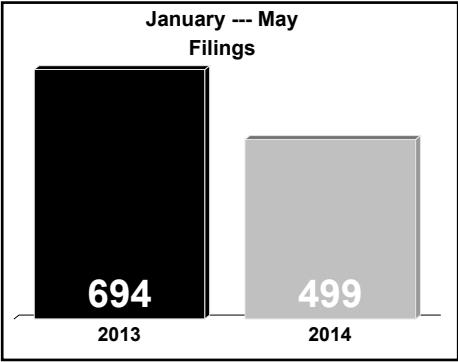
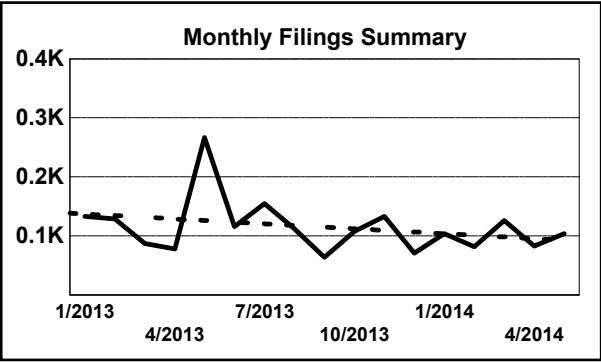
b

o

a

r

d



	Jan	Feb	Mar	Apr	May	Jun	Jul	Aug	Sep	Oct	Nov	Dec	Thru May	% Change	Trending	Total
2013	133	129	87	78	267	116	155	112	64	108	133	71	694			1,453
2014	104	82	126	83	104	-	-	-	-	-	-	-	499	-28.1%	▼	499

		Jan	Feb	Mar	Apr	May	Jun	Jul	Aug	Sep	Oct	Nov	Dec	Thru May	% Change	Trending	Total
Administrative Law	2014	-	-	-	1	-	-	-	-	-	-	-	-	1			1
Contested Divorce	2013	-	1	1	2	2	1	-	1	-	3	-	-	6			11
	2014	1	2	1	-	1	-	-	-	-	-	-	-	5	-16.7%	▼	5
Domestic and Family - Lev	2013	1	8	2	-	4	-	-	9	-	-	-	-	15			24
Domestic and Family - Lev	2013	-	-	-	-	1	-	-	-	-	-	-	1	1			2
General Civil - Level 1	2013	-	1	3	-	2	-	-	-	-	-	-	2	6			8
General Civil - Level 2	2013	3	4	3	2	5	7	2	1	6	3	-	1	17			37
	2014	1	2	9	2	3	-	-	-	-	-	-	-	17	0.0%	↔	17
General Civil - Level 3	2013	3	1	3	1	4	1	1	1	4	2	-	1	12			22
	2014	6	1	3	1	2	-	-	-	-	-	-	-	13	8.3%	▲	13
Miscellaneous	2013	21	26	25	16	14	10	18	11	11	12	9	7	102			180
	2014	16	19	23	17	21	-	-	-	-	-	-	-	96	-5.9%	▼	96
Misdemeanor	2013	28	18	17	15	39	23	10	24	5	22	16	21	117			238
	2014	20	8	8	19	15	-	-	-	-	-	-	-	70	-40.2%	▼	70
Non-Capital Felonies and Related Matters	2013	52	57	19	21	181	45	101	40	24	45	97	28	330			710
	2014	38	40	55	21	50	-	-	-	-	-	-	-	204	-38.2%	▼	204
Other	2013	18	6	11	19	6	21	21	15	12	17	8	5	60			159
	2014	17	7	18	10	6	-	-	-	-	-	-	-	58	-3.3%	▼	58
Other Criminally Related Matters	2013	6	2	-	1	7	6	2	9	1	3	2	4	16			43
	2014	4	2	6	7	4	-	-	-	-	-	-	-	23	43.8%	▲	23
Probates/Wills and Trusts - Level 2	2013	-	2	-	-	1	-	-	1	-	1	1	1	3			7
	2014	1	1	-	1	-	-	-	-	-	-	-	-	3	0.0%	↔	3
Uncontested Divorce	2013	1	3	3	1	1	2	-	-	1	-	-	-	9			12
	2014	-	-	3	4	2	-	-	-	-	-	-	-	9	0.0%	↔	9

Type of Court: Circuit

Locale/Circuit: Franklin County 22

Start/End Date: Jan-13 / May-14

Type of Case: Filings

AVG. Month: 338

2013 AVG Month: 358

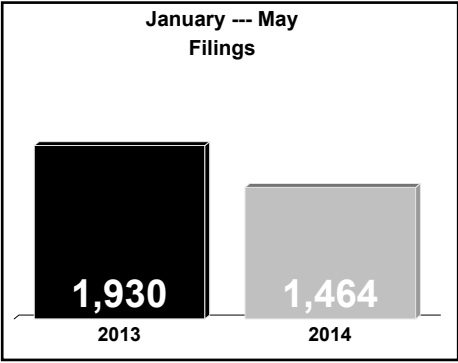
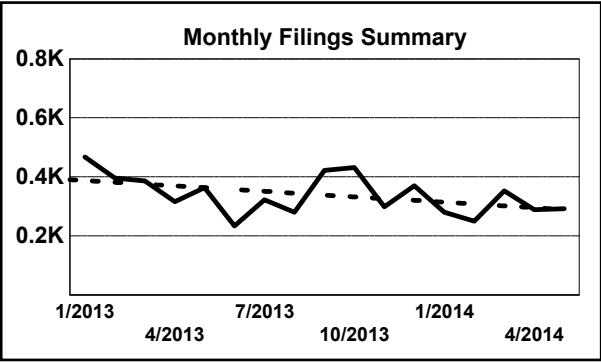
2014 AVG Month: 293

Jan-May 2013: 1,930

Jan-May 2014: 1,464

Filings Trending: Downward ▼

D
a
s
h
b
o
a
r
d



	Jan	Feb	Mar	Apr	May	Jun	Jul	Aug	Sep	Oct	Nov	Dec	Thru May	% Change	Trending	Total
2013	468	396	386	316	364	234	323	280	422	432	299	370	1,930			4,290
2014	280	250	353	289	292	-	-	-	-	-	-	-	1,464	-24.1%	▼	1,464

		Jan	Feb	Mar	Apr	May	Jun	Jul	Aug	Sep	Oct	Nov	Dec	Thru May	% Change	Trending	Total
Administrative Law	2013	-	-	-	-	-	-	-	-	-	1	-	-	0			1
	2014	1	-	2	-	-	-	-	-	-	-	-	-	3	0.0%	↔	3
Contested Divorce	2013	8	1	5	7	3	8	4	6	12	6	4	6	24			70
	2014	3	11	6	8	9	-	-	-	-	-	-	-	37	54.2%	▲	37
Domestic and Family - Level 1	2013	21	2	8	5	2	3	10	8	10	2	9	7	38			87
	2014	17	7	5	2	6	-	-	-	-	-	-	-	37	-2.6%	▼	37
Domestic and Family - Level 2	2013	2	2	-	-	2	1	4	3	1	3	3	-	6			21
	2014	2	1	4	1	4	-	-	-	-	-	-	-	12	100.0%	▲	12
General Civil - Level 1	2013	-	-	-	-	-	-	-	2	-	-	-	2	0			4
	2014	1	-	2	-	1	-	-	-	-	-	-	-	4	0.0%	↔	4
General Civil - Level 2	2013	13	8	11	13	10	5	7	9	10	7	5	9	55			107
	2014	10	9	12	6	11	-	-	-	-	-	-	-	48	-12.7%	▼	48
General Civil - Level 3	2013	12	4	7	5	12	5	6	3	1	5	3	2	40			65
	2014	16	5	4	6	7	-	-	-	-	-	-	-	38	-5.0%	▼	38
Miscellaneous	2013	227	189	177	152	114	72	93	86	100	112	115	105	859			1,542
	2014	133	109	126	97	80	-	-	-	-	-	-	-	545	-36.6%	▼	545
Misdemeanor	2013	44	36	46	33	55	53	67	53	74	107	59	74	214			701
	2014	31	22	61	46	71	-	-	-	-	-	-	-	231	7.9%	▲	231
Non-Capital Felonies and Related Matters	2013	118	132	106	80	151	77	113	97	196	172	82	153	587			1,477
	2014	48	60	109	96	81	-	-	-	-	-	-	-	394	-32.9%	▼	394
Other	2013	1	-	2	-	-	-	1	-	-	2	-	-	3			6
	2014	3	-	-	1	2	-	-	-	-	-	-	-	6	100.0%	▲	6
Other Criminally Related Matters	2013	5	5	1	5	2	4	5	1	4	3	5	-	18			40
	2014	3	3	2	4	5	-	-	-	-	-	-	-	17	-5.6%	▼	17
Probates/Wills and Trusts - Level 2	2013	3	1	2	1	1	1	1	1	2	2	4	1	8			20
	2014	-	1	2	-	-	-	-	-	-	-	-	-	3	-62.5%	▼	3
Uncontested Divorce	2013	14	16	21	15	12	5	12	11	12	10	10	11	78			149
	2014	12	22	18	22	15	-	-	-	-	-	-	-	89	14.1%	▲	89

Type of Court: Circuit

Locale/Circuit: Pittsylvania 22

Start/End Date: Jan-13 / May-14

Type of Case: Filings

AVG. Month: 342

2013 AVG Month: 347

2014 AVG Month: 330

Jan-May 2013: 1,930

Jan-May 2014: 1,651

Filings Trending: Downward ▼

D

a

s

h

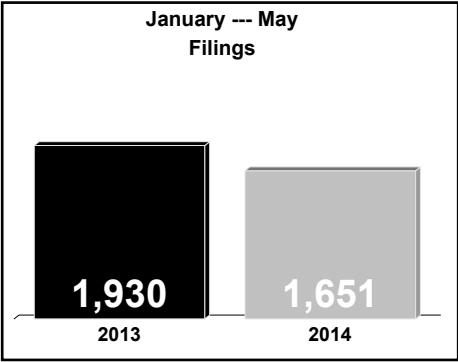
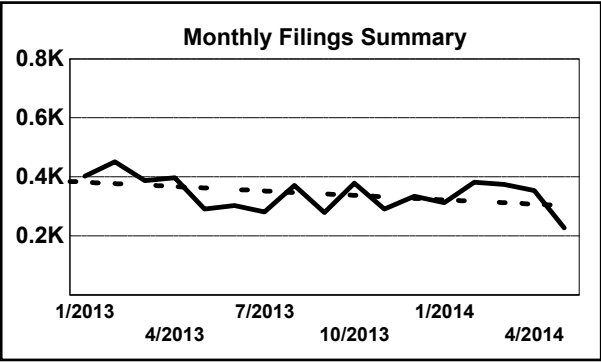
b

o

a

r

d



	Jan	Feb	Mar	Apr	May	Jun	Jul	Aug	Sep	Oct	Nov	Dec	Thru May	% Change	Trending	Total
2013	403	451	388	397	291	303	282	371	279	379	291	334	1,930			4,169
2014	313	382	375	354	227	-	-	-	-	-	-	-	1,651	-14.5%	▼	1,651

		Jan	Feb	Mar	Apr	May	Jun	Jul	Aug	Sep	Oct	Nov	Dec	Thru May	% Change	Trending	Total
Administrative Law	2013	-	-	1	-	-	-	2	1	-	-	-	-	1			4
	2014	-	1	-	-	-	-	-	-	-	-	-	-	1	0.0%	↔	1
Contested Divorce	2013	8	8	6	11	9	4	10	8	11	4	6	4	42			89
	2014	5	11	7	6	6	-	-	-	-	-	-	-	35	-16.7%	▼	35
Domestic and Family - Level 1	2013	6	-	-	14	10	-	16	12	4	5	-	10	30			77
	2014	23	6	21	2	1	-	-	-	-	-	-	-	53	76.7%	▲	53
Domestic and Family - Level 2	2013	1	1	2	1	3	2	1	3	1	-	1	2	8			18
	2014	1	3	4	1	-	-	-	-	-	-	-	-	9	12.5%	▲	9
General Civil - Level 1	2013	1	1	-	-	-	-	-	-	-	1	-	1	2			4
	2014	2	-	-	1	-	-	-	-	-	-	-	-	3	50.0%	▲	3
General Civil - Level 2	2013	6	5	5	6	11	6	7	3	4	5	8	4	33			70
	2014	5	8	4	8	4	-	-	-	-	-	-	-	29	-12.1%	▼	29
General Civil - Level 3	2013	4	1	-	1	3	3	3	5	3	16	4	1	9			44
	2014	5	10	3	-	4	-	-	-	-	-	-	-	22	144.4%	▲	22
Miscellaneous	2013	270	285	210	143	125	75	106	94	137	144	140	158	1,033			1,887
	2014	179	162	188	137	122	-	-	-	-	-	-	-	788	-23.7%	▼	788
Misdemeanor	2013	13	27	21	23	21	37	11	21	19	42	14	34	105			283
	2014	14	25	21	31	9	-	-	-	-	-	-	-	100	-4.8%	▼	100
Non-Capital Felonies and Related Matters	2013	33	71	62	139	53	119	59	163	51	110	37	81	358			978
	2014	34	111	77	118	32	-	-	-	-	-	-	-	372	3.9%	▲	372
Other	2013	40	28	41	41	32	30	40	32	33	34	63	23	182			437
	2014	32	29	32	28	23	-	-	-	-	-	-	-	144	-20.9%	▼	144
Other Criminally Related Matters	2013	2	4	4	3	4	2	7	4	1	9	2	5	17			47
	2014	-	2	2	3	1	-	-	-	-	-	-	-	8	-52.9%	▼	8
Probates/Wills and Trusts	2014	1	-	-	-	-	-	-	-	-	-	-	-	1			1
Probates/Wills and Trusts - Level 2	2013	1	-	-	2	-	-	-	-	-	-	-	-	3			3
	2014	1	2	-	-	2	-	-	-	-	-	-	-	5	66.7%	▲	5
Uncontested Divorce	2013	18	20	36	13	20	25	20	25	15	9	16	11	107			228
	2014	11	12	16	19	23	-	-	-	-	-	-	-	81	-24.3%	▼	81

Type of Court: Circuit

Locale/Circuit: Danville 22

Start/End Date: Jan-13 / May-14

Type of Case: Filings

AVG. Month: 372

2013 AVG Month: 367

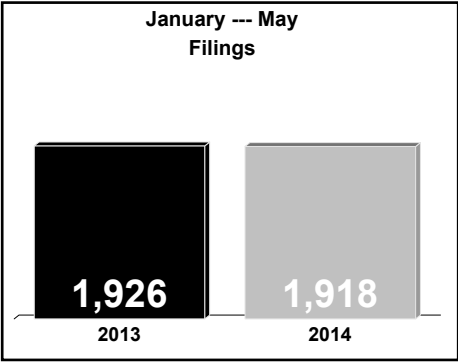
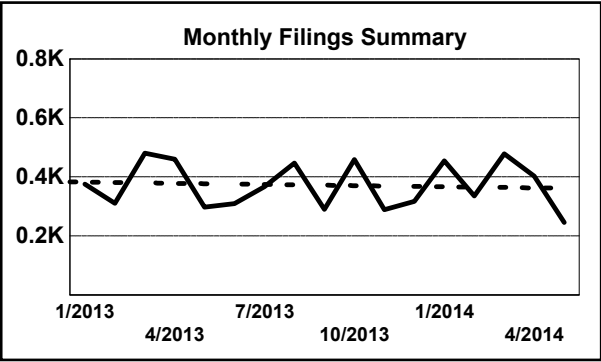
2014 AVG Month: 384

Jan-May 2013: 1,926

Jan-May 2014: 1,918

Filings Trending: Steady ↔

D
a
s
h
b
o
a
r
d



	Jan	Feb	Mar	Apr	May	Jun	Jul	Aug	Sep	Oct	Nov	Dec	Thru May	% Change	Trending	Total
2013	376	311	481	460	298	310	367	447	290	459	289	317	1,926			4,405
2014	455	336	478	403	246	-	-	-	-	-	-	-	1,918	-0.4%	▼	1,918

		Jan	Feb	Mar	Apr	May	Jun	Jul	Aug	Sep	Oct	Nov	Dec	Thru May	% Change	Trending	Total
Administrative Law	2013	-	1	-	1	-	-	-	-	-	-	-	-	2			2
	2014	-	-	1	-	-	-	-	-	-	-	-	-	1	-50.0%	▼	1
Capital Murder	2013	-	-	-	-	-	-	-	-	-	-	-	2	0			2
Contested Divorce	2013	2	1	2	1	3	1	2	2	2	-	6	-	9	0.0%	↔	22
	2014	3	4	8	4	4	-	-	-	-	-	-	-	23	155.6%	▲	23
Domestic and Family - Level 1	2013	9	5	6	9	2	3	9	20	6	9	6	3	31			87
	2014	2	15	2	8	6	-	-	-	-	-	-	-	33	6.5%	▲	33
Domestic and Family - Level 2	2013	-	1	2	-	-	1	5	2	3	6	1	6	3			27
	2014	6	4	4	6	2	-	-	-	-	-	-	-	22	633.3%	▲	22
General Civil - Level 1	2013	-	-	-	-	-	-	1	1	-	-	2	-	0			4
	2014	2	1	-	1	1	-	-	-	-	-	-	-	5	0.0%	↔	5
General Civil - Level 2	2013	5	3	10	10	5	6	6	9	7	1	4	1	33			67
	2014	4	5	6	8	5	-	-	-	-	-	-	-	28	-15.2%	▼	28
General Civil - Level 3	2013	10	3	4	10	6	5	2	1	2	5	6	8	33			62
	2014	4	4	6	3	5	-	-	-	-	-	-	-	22	-33.3%	▼	22
Miscellaneous	2013	100	68	110	51	64	50	28	36	66	37	48	28	393			686
	2014	61	75	73	47	32	-	-	-	-	-	-	-	288	-26.7%	▼	288
Misdemeanor	2013	64	95	116	179	67	94	76	148	32	123	63	145	521			1,202
	2014	67	97	88	140	47	-	-	-	-	-	-	-	439	-15.7%	▼	439
Non-Capital Felonies and Related Matters	2013	170	113	216	180	136	137	218	211	152	255	143	116	815			2,047
	2014	291	111	268	169	120	-	-	-	-	-	-	-	959	17.7%	▲	959
Other	2013	5	-	-	-	1	1	-	1	1	-	-	-	6			9
Other Criminally Related Matters	2013	5	11	7	12	8	8	15	8	9	13	6	5	43			107
	2014	7	11	8	7	10	-	-	-	-	-	-	-	43	0.0%	↔	43
Probates/Wills and Trusts - Level 2	2013	-	1	1	1	3	1	-	-	-	2	-	1	6			10
	2014	1	-	1	-	-	-	-	-	-	-	-	-	2	-66.7%	▼	2
Protective Orders	2013	-	-	-	-	-	-	-	1	2	1	-	-	0			4
	2014	-	-	-	-	1	-	-	-	-	-	-	-	1	0.0%	↔	1
Uncontested Divorce	2013	6	9	7	6	3	3	5	7	8	7	4	2	31			67
	2014	7	9	13	10	13	-	-	-	-	-	-	-	52	67.7%	▲	52

Type of Court: Circuit

Locale/Circuit: Roanoke County 23

Start/End Date: Jan-13 / May-14

Type of Case: Filings

AVG. Month: 408

2013 AVG Month: 416

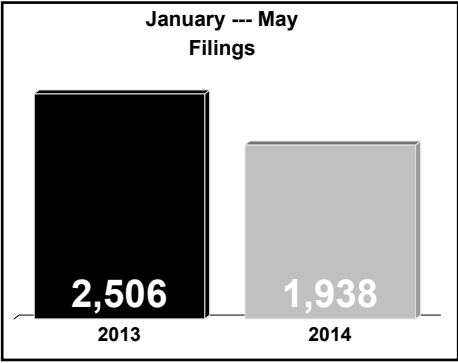
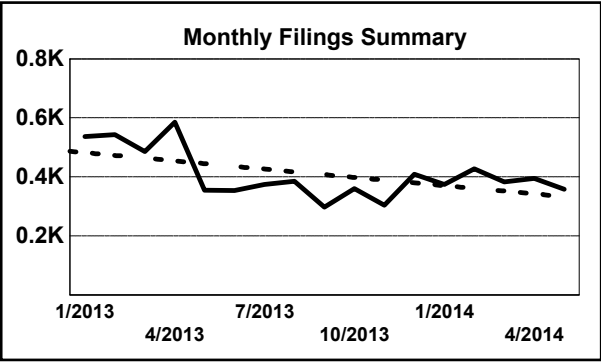
2014 AVG Month: 388

Jan-May 2013: 2,506

Jan-May 2014: 1,938

Filings Trending: Downward ▼

D
a
s
h
b
o
a
r
d



	Jan	Feb	Mar	Apr	May	Jun	Jul	Aug	Sep	Oct	Nov	Dec	Thru May	% Change	Trending	Total
2013	537	543	486	585	355	354	374	385	298	360	304	409	2,506			4,990
2014	375	427	383	395	358	-	-	-	-	-	-	-	1,938	-22.7%	▼	1,938

		Jan	Feb	Mar	Apr	May	Jun	Jul	Aug	Sep	Oct	Nov	Dec	Thru May	% Change	Trending	Total
Administrative Law	2013	-	1	-	-	-	1	-	-	1	-	-	1	1			4
	2014	-	1	-	1	-	-	-	-	-	-	-	-	2	100.0%	▲	2
Contested Divorce	2013	13	15	15	15	9	11	8	7	8	15	8	5	67			129
	2014	11	8	13	15	6	-	-	-	-	-	-	-	53	-20.9%	▼	53
Domestic and Family - Level 1	2013	10	3	3	12	8	8	9	15	10	11	5	16	36			110
	2014	10	20	6	8	14	-	-	-	-	-	-	-	58	61.1%	▲	58
Domestic and Family - Level 2	2013	1	5	1	4	4	8	1	5	4	7	8	-	15			48
	2014	3	3	5	4	2	-	-	-	-	-	-	-	17	13.3%	▲	17
General Civil - Level 1	2013	1	-	1	1	-	-	1	-	1	2	1	-	3			8
	2014	2	-	1	-	-	-	-	-	-	-	-	-	3	0.0%	↔	3
General Civil - Level 2	2013	5	13	14	13	14	7	16	14	8	13	2	13	59			132
	2014	12	6	10	9	10	-	-	-	-	-	-	-	47	-20.3%	▼	47
General Civil - Level 3	2013	4	5	1	8	22	13	9	5	2	13	3	1	40			86
	2014	9	5	6	4	23	-	-	-	-	-	-	-	47	17.5%	▲	47
Miscellaneous	2013	358	280	245	188	159	114	140	176	144	155	162	200	1,230			2,321
	2014	211	183	199	155	131	-	-	-	-	-	-	-	879	-28.5%	▼	879
Misdemeanor	2013	25	56	28	51	30	36	44	39	29	21	21	32	190			412
	2014	27	30	31	36	35	-	-	-	-	-	-	-	159	-16.3%	▼	159
Non-Capital Felonies and Related Matters	2013	81	137	139	248	72	111	98	92	55	94	62	112	677			1,301
	2014	60	125	79	121	91	-	-	-	-	-	-	-	476	-29.7%	▼	476
Other	2013	1	1	5	4	2	4	3	2	2	-	3	1	13			28
	2014	1	3	2	2	-	-	-	-	-	-	-	-	8	-38.5%	▼	8
Other Criminally Related Matters	2013	8	11	6	5	12	13	7	5	10	5	13	8	42			103
	2014	8	11	7	8	10	-	-	-	-	-	-	-	44	4.8%	▲	44
Probates/Wills and Trusts - Level 1	2013	1	-	-	-	-	1	-	-	1	-	-	-	1			3
	2014	-	1	1	-	-	-	-	-	-	-	-	-	2	100.0%	▲	2
Probates/Wills and Trusts - Level 2	2013	4	3	3	8	4	5	9	2	4	1	3	5	22			51
	2014	1	8	3	6	16	-	-	-	-	-	-	-	34	54.5%	▲	34
Uncontested Divorce	2013	25	13	25	28	19	22	29	23	19	23	13	15	110			254
	2014	20	23	20	26	20	-	-	-	-	-	-	-	109	-0.9%	▼	109

Type of Court: Circuit

Locale/Circuit: Roanoke 23

Start/End Date: Jan-13 / May-14

Type of Case: Filings

AVG. Month: 473

2013 AVG Month: 477

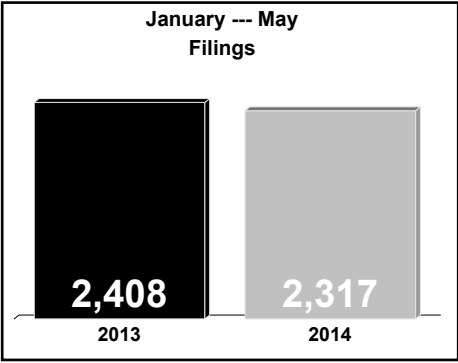
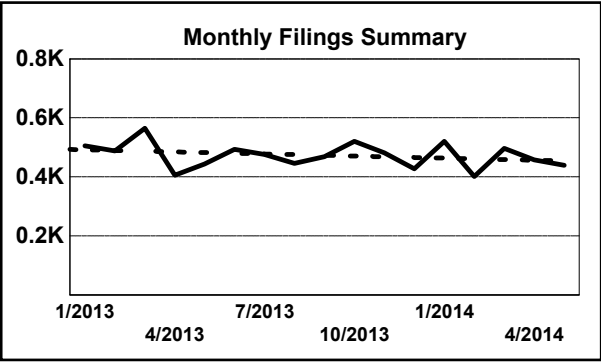
2014 AVG Month: 463

Jan-May 2013: 2,408

Jan-May 2014: 2,317

Filings Trending: Downward ▼

D
a
s
h
b
o
a
r
d

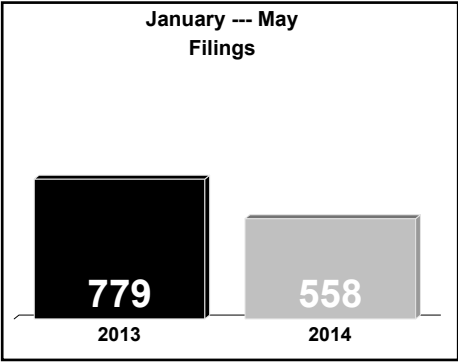
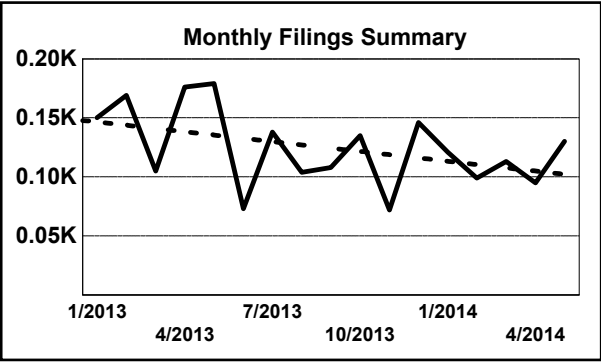


	Jan	Feb	Mar	Apr	May	Jun	Jul	Aug	Sep	Oct	Nov	Dec	Thru May	% Change	Trending	Total
2013	505	488	565	406	444	494	476	446	469	521	482	428	2,408			5,724
2014	521	402	497	458	439	-	-	-	-	-	-	-	2,317	-3.8%	▼	2,317

		Jan	Feb	Mar	Apr	May	Jun	Jul	Aug	Sep	Oct	Nov	Dec	Thru May	% Change	Trending	Total
Administrative Law	2013	-	-	1	1	-	-	-	-	1	-	-	-	2			3
	2014	-	1	1	-	-	-	-	-	-	-	-	-	2	0.0%	↔	2
Capital Murder	2013	-	-	-	-	-	-	-	-	-	-	1	-	0			1
Contested Divorce	2013	15	13	6	16	11	13	11	5	14	8	17	12	61	0.0%	↔	141
	2014	8	7	19	11	7	-	-	-	-	-	-	-	52	-14.8%	▼	52
Domestic and Family - Level 1	2013	3	8	15	10	17	30	17	29	27	14	28	15	53			213
	2014	25	17	16	25	16	-	-	-	-	-	-	-	99	86.8%	▲	99
Domestic and Family - Level 2	2013	-	4	5	4	4	4	4	1	3	5	-	1	17			35
	2014	1	5	5	2	3	-	-	-	-	-	-	-	16	-5.9%	▼	16
General Civil - Level 1	2013	11	6	11	5	11	4	6	4	7	3	10	4	44			82
	2014	8	7	4	6	9	-	-	-	-	-	-	-	34	-22.7%	▼	34
General Civil - Level 2	2013	24	19	29	28	34	29	22	22	30	23	18	19	134			297
	2014	20	23	32	26	36	-	-	-	-	-	-	-	137	2.2%	▲	137
General Civil - Level 3	2013	13	7	11	4	5	16	18	20	9	6	7	3	40			119
	2014	13	6	14	12	4	-	-	-	-	-	-	-	49	22.5%	▲	49
Miscellaneous	2013	196	173	159	132	111	105	122	110	92	110	114	127	771			1,551
	2014	157	110	128	109	98	-	-	-	-	-	-	-	602	-21.9%	▼	602
Misdemeanor	2013	31	23	44	33	39	53	47	33	49	46	46	30	170			474
	2014	44	24	48	40	31	-	-	-	-	-	-	-	187	10.0%	▲	187
Non-Capital Felonies and Related Matters	2013	165	185	208	121	151	179	174	169	180	246	186	174	830			2,138
	2014	180	164	189	159	180	-	-	-	-	-	-	-	872	5.1%	▲	872
Other	2013	5	1	1	3	5	3	2	-	-	3	3	1	15			27
	2014	5	2	4	1	11	-	-	-	-	-	-	-	23	53.3%	▲	23
Other Criminally Related Matters	2013	14	19	21	18	15	26	17	20	22	30	16	12	87			230
	2014	27	16	7	34	14	-	-	-	-	-	-	-	98	12.6%	▲	98
Probates/Wills and Trusts - Level 1	2013	-	-	-	-	-	1	-	1	-	-	-	-	0			2
	2014	-	-	-	1	-	-	-	-	-	-	-	-	1	0.0%	↔	1
Probates/Wills and Trusts - Level 2	2013	1	1	3	3	4	4	6	5	4	5	1	5	12			42
	2014	4	2	1	4	4	-	-	-	-	-	-	-	15	25.0%	▲	15
Uncontested Divorce	2013	27	29	51	28	37	27	30	27	31	22	35	25	172			369
	2014	29	18	29	28	26	-	-	-	-	-	-	-	130	-24.4%	▼	130

Type of Court: Circuit
Locale/Circuit: Salem 23
Start/End Date: Jan-13 / May-14
Type of Case: Filings
AVG. Month: 124
2013 AVG Month: 130
2014 AVG Month: 112
Jan-May 2013: 779
Jan-May 2014: 558
Filings Trending: Downward ▼

D
a
s
h
b
o
a
r
d



	Jan	Feb	Mar	Apr	May	Jun	Jul	Aug	Sep	Oct	Nov	Dec	Thru May	% Change	Trending	Total
2013	150	169	105	176	179	73	138	104	108	135	72	146	779			1,555
2014	121	99	113	95	130	-	-	-	-	-	-	-	558	-28.4%	▼	558

		Jan	Feb	Mar	Apr	May	Jun	Jul	Aug	Sep	Oct	Nov	Dec	Thru May	% Change	Trending	Total
Contested Divorce	2013	4	2	7	13	6	5	6	8	8	2	5	1	32			67
	2014	3	2	1	4	4	-	-	-	-	-	-	-	14	-56.3%	▼	14
Domestic and Family - Lev	2013	1	-	-	1	-	-	1	-	2	-	-	-	2			5
General Civil - Level 1	2013	-	1	-	1	-	1	-	-	-	1	1	1	2			6
	2014	1	2	-	2	-	-	-	-	-	-	-	-	5	150.0%	▲	5
General Civil - Level 2	2013	7	1	4	6	4	3	5	4	5	3	3	7	22			52
	2014	7	9	3	5	8	-	-	-	-	-	-	-	32	45.5%	▲	32
General Civil - Level 3	2013	-	-	-	2	3	1	-	-	3	1	-	1	5			11
	2014	-	1	1	1	-	-	-	-	-	-	-	-	3	-40.0%	▼	3
Miscellaneous	2013	74	59	45	65	41	25	29	37	35	33	21	33	284			497
	2014	47	51	37	30	38	-	-	-	-	-	-	-	203	-28.5%	▼	203
Misdemeanor	2013	14	13	13	13	17	3	7	11	9	10	5	7	70			122
	2014	6	1	12	6	12	-	-	-	-	-	-	-	37	-47.1%	▼	37
Non-Capital Felonies and Related Matters	2013	39	80	28	66	102	28	85	33	36	76	32	88	315			693
	2014	55	26	49	28	60	-	-	-	-	-	-	-	218	-30.8%	▼	218
Other Criminally Related Matters	2013	3	3	1	2	1	2	3	4	-	1	1	2	10			23
	2014	1	-	4	6	1	-	-	-	-	-	-	-	12	20.0%	▲	12
Probates/Wills and Trusts	2013	-	-	-	-	1	-	-	-	-	-	-	-	1			1
Probates/Wills and Trusts - Level 2	2013	2	1	2	-	-	-	-	2	-	2	2	1	5			12
	2014	-	-	2	3	5	-	-	-	-	-	-	-	10	100.0%	▲	10
Uncontested Divorce	2013	6	9	5	7	4	5	2	5	10	6	2	5	31			66
	2014	1	7	4	10	2	-	-	-	-	-	-	-	24	-22.6%	▼	24

Type of Court: Circuit

Locale/Circuit: Amherst 24

Start/End Date: Jan-13 / May-14

Type of Case: Filings

AVG. Month: 185

2013 AVG Month: 182

2014 AVG Month: 191

Jan-May 2013: 1,040

Jan-May 2014: 956

Filings Trending: Downward ▼

D

a

s

h

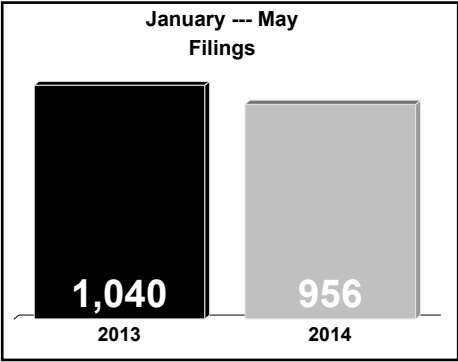
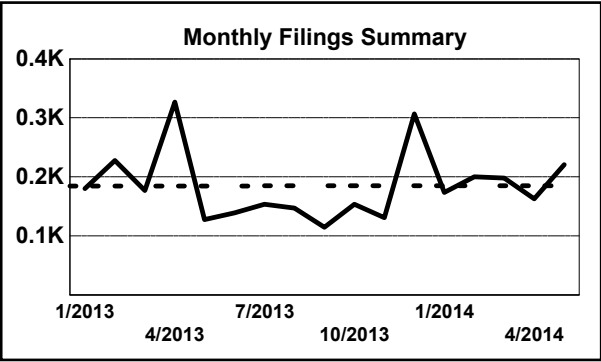
b

o

a

r

d



	Jan	Feb	Mar	Apr	May	Jun	Jul	Aug	Sep	Oct	Nov	Dec	Thru May	% Change	Trending	Total
2013	180	228	177	327	128	139	154	147	115	154	131	307	1,040			2,187
2014	174	200	198	163	221	-	-	-	-	-	-	-	956	-8.1%	▼	956

		Jan	Feb	Mar	Apr	May	Jun	Jul	Aug	Sep	Oct	Nov	Dec	Thru May	% Change	Trending	Total
Administrative Law	2013	-	-	-	2	-	1	1	-	-	-	-	-	2			4
Contested Divorce	2013	6	-	2	6	2	1	3	6	3	1	4	4	16			38
	2014	3	1	3	3	3	-	-	-	-	-	-	-	13	-18.8%	▼	13
Domestic and Family - Level 1	2013	-	2	4	3	-	-	2	3	2	2	2	2	9			22
	2014	-	2	1	4	-	-	-	-	-	-	-	-	7	-22.2%	▼	7
Domestic and Family - Level 2	2013	-	-	-	-	-	1	1	1	-	1	-	1	0			5
	2014	-	-	-	1	-	-	-	-	-	-	-	-	1	0.0%	↔	1
General Civil - Level 1	2013	2	-	-	1	-	-	1	-	-	1	-	-	3			5
	2014	1	1	-	-	-	-	-	-	-	-	-	-	2	-33.3%	▼	2
General Civil - Level 2	2013	2	2	3	3	6	1	6	4	9	5	2	3	16			46
	2014	8	2	4	2	6	-	-	-	-	-	-	-	22	37.5%	▲	22
General Civil - Level 3	2013	5	3	6	3	1	5	5	3	-	1	4	3	18			39
	2014	12	2	4	4	1	-	-	-	-	-	-	-	23	27.8%	▲	23
Miscellaneous	2013	114	135	112	88	58	53	54	52	52	66	69	86	507			939
	2014	92	85	93	67	61	-	-	-	-	-	-	-	398	-21.5%	▼	398
Misdemeanor	2013	5	18	11	8	13	3	15	18	8	13	6	14	55			132
	2014	10	11	10	11	18	-	-	-	-	-	-	-	60	9.1%	▲	60
Non-Capital Felonies and Related Matters	2013	24	48	10	179	19	53	39	42	12	41	21	163	280			651
	2014	13	68	56	41	99	-	-	-	-	-	-	-	277	-1.1%	▼	277
Other	2013	16	14	19	19	22	15	17	12	20	14	16	23	90			207
	2014	24	16	17	10	18	-	-	-	-	-	-	-	85	-5.6%	▼	85
Other Criminally Related Matters	2013	2	-	2	6	1	2	-	-	3	3	2	3	11			24
	2014	3	5	3	3	7	-	-	-	-	-	-	-	21	90.9%	▲	21
Probates/Wills and Trusts	2014	-	2	-	-	-	-	-	-	-	-	-	-	2			2
Probates/Wills and Trusts - Level 2	2013	-	1	1	-	1	1	2	-	-	3	1	-	3			10
	2014	-	-	1	4	2	-	-	-	-	-	-	-	7	133.3%	▲	7
Uncontested Divorce	2013	4	5	7	9	5	3	8	6	6	3	4	5	30			65
	2014	8	5	6	13	6	-	-	-	-	-	-	-	38	26.7%	▲	38

Type of Court: Circuit

Locale/Circuit: Bedford 24

Start/End Date: Jan-13 / May-14

Type of Case: Filings

AVG. Month: 354

2013 AVG Month: 372

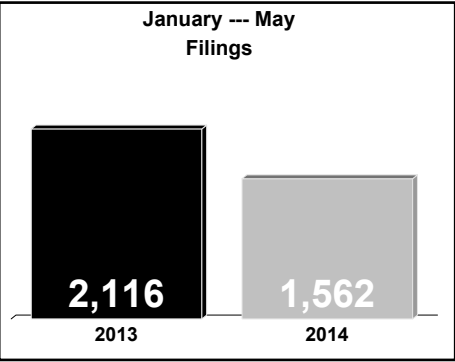
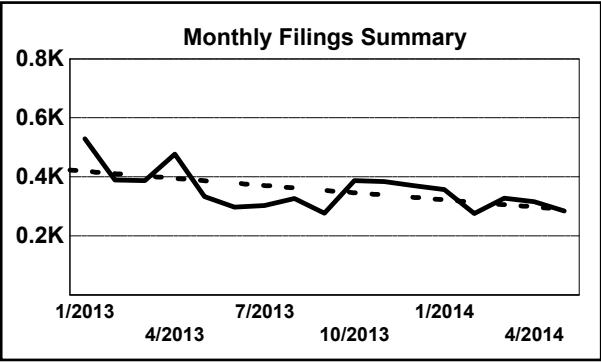
2014 AVG Month: 312

Jan-May 2013: 2,116

Jan-May 2014: 1,562

Filings Trending: Downward ▼

D
a
s
h
b
o
a
r
d



	Jan	Feb	Mar	Apr	May	Jun	Jul	Aug	Sep	Oct	Nov	Dec	Thru May	% Change	Trending	Total
2013	529	390	387	477	333	298	303	327	277	388	384	370	2,116			4,463
2014	357	276	328	316	285	-	-	-	-	-	-	-	1,562	-26.2%	▼	1,562

		Jan	Feb	Mar	Apr	May	Jun	Jul	Aug	Sep	Oct	Nov	Dec	Thru May	% Change	Trending	Total
Administrative Law	2013	-	-	-	1	1	-	1	1	-	-	-	-	2			4
	2014	-	1	-	-	-	-	-	-	-	-	-	-	1	-50.0%	▼	1
Contested Divorce	2013	7	5	7	3	10	8	3	3	3	5	4	7	32			65
	2014	9	3	8	13	-	-	-	-	-	-	-	-	33	3.1%	▲	33
Domestic and Family - Level 1	2013	13	-	4	10	6	11	2	5	7	9	4	17	33			88
	2014	2	3	9	11	3	-	-	-	-	-	-	-	28	-15.2%	▼	28
Domestic and Family - Level 2	2013	13	2	6	6	5	3	8	1	3	6	4	5	32			62
	2014	4	6	3	5	11	-	-	-	-	-	-	-	29	-9.4%	▼	29
General Civil - Level 1	2013	2	-	1	3	-	1	1	-	-	-	-	2	6			10
	2014	-	-	-	1	-	-	-	-	-	-	-	-	1	-83.3%	▼	1
General Civil - Level 2	2013	14	8	12	11	12	5	8	7	9	17	16	10	57			129
	2014	8	11	13	5	6	-	-	-	-	-	-	-	43	-24.6%	▼	43
General Civil - Level 3	2013	2	1	2	3	7	9	2	7	2	5	4	5	15			49
	2014	10	6	10	7	3	-	-	-	-	-	-	-	36	140.0%	▲	36
Miscellaneous	2013	353	298	241	240	161	131	151	150	162	226	204	200	1,293			2,517
	2014	240	190	176	171	135	-	-	-	-	-	-	-	912	-29.5%	▼	912
Misdemeanor	2013	13	7	18	11	28	18	13	11	17	16	25	12	77			189
	2014	13	10	13	9	25	-	-	-	-	-	-	-	70	-9.1%	▼	70
Non-Capital Felonies and Related Matters	2013	74	45	52	158	70	90	69	103	28	68	83	84	399			924
	2014	50	20	61	53	69	-	-	-	-	-	-	-	253	-36.6%	▼	253
Other	2013	4	4	5	6	3	8	8	8	6	7	7	5	22			71
	2014	3	5	9	4	8	-	-	-	-	-	-	-	29	31.8%	▲	29
Other Criminally Related Matters	2013	16	-	25	6	9	1	16	9	29	9	14	7	56			141
	2014	3	5	7	14	13	-	-	-	-	-	-	-	42	-25.0%	▼	42
Probates/Wills and Trusts - Level 1	2013	1	-	-	-	-	-	-	-	-	-	-	-	1			1
	2014	-	1	-	-	1	-	-	-	-	-	-	-	2	100.0%	▲	2
Probates/Wills and Trusts - Level 2	2013	-	-	1	-	1	3	1	1	1	1	3	2	2			14
	2014	3	1	2	3	-	-	-	-	-	-	-	-	9	350.0%	▲	9
Uncontested Divorce	2013	17	20	13	19	20	10	20	21	10	19	16	14	89			199
	2014	12	14	17	20	11	-	-	-	-	-	-	-	74	-16.9%	▼	74

Type of Court: Circuit

Locale/Circuit: Campbell 24

Start/End Date: Jan-13 / May-14

Type of Case: Filings

AVG. Month: 267

2013 AVG Month: 265

2014 AVG Month: 271

Jan-May 2013: 1,515

Jan-May 2014: 1,355

Filings Trending: Downward ▼

D

a

s

h

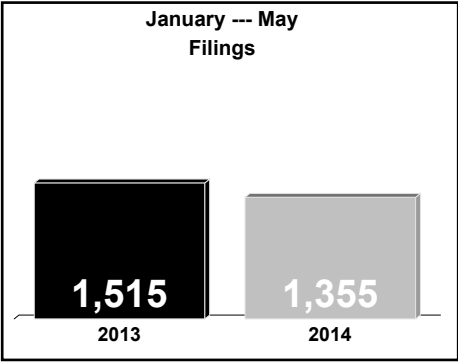
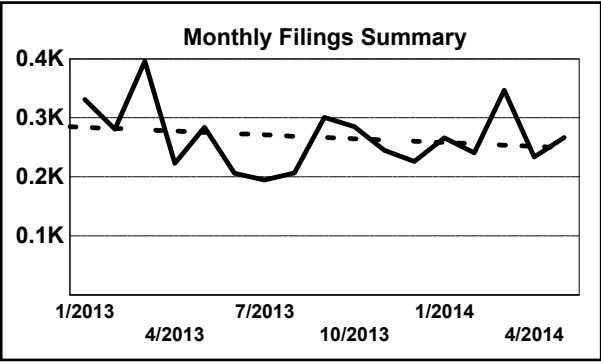
b

o

a

r

d



	Jan	Feb	Mar	Apr	May	Jun	Jul	Aug	Sep	Oct	Nov	Dec	Thru May	% Change	Trending	Total
2013	331	281	396	223	284	206	195	207	301	285	245	226	1,515			3,180
2014	266	241	347	234	267	-	-	-	-	-	-	-	1,355	-10.6%	▼	1,355

		Jan	Feb	Mar	Apr	May	Jun	Jul	Aug	Sep	Oct	Nov	Dec	Thru May	% Change	Trending	Total
Administrative Law	2013	-	-	-	-	-	-	1	1	1	-	-	3	0			6
	2014	1	-	-	-	-	-	-	-	-	-	-	-	1	0.0%	↔	1
Contested Divorce	2013	2	6	5	5	3	9	4	-	5	3	-	4	21			46
	2014	5	6	5	6	5	-	-	-	-	-	-	-	27	28.6%	▲	27
Domestic and Family - Level 1	2013	1	7	1	3	8	2	2	5	5	3	1	2	20			40
	2014	1	12	1	2	5	-	-	-	-	-	-	-	21	5.0%	▲	21
Domestic and Family - Level 2	2013	-	1	6	1	2	3	5	-	2	1	4	1	10			26
	2014	1	2	1	2	8	-	-	-	-	-	-	-	14	40.0%	▲	14
General Civil - Level 1	2013	-	-	2	2	-	1	-	-	-	1	1	1	4			8
	2014	-	-	2	-	-	-	-	-	-	-	-	-	2	-50.0%	▼	2
General Civil - Level 2	2013	3	5	6	7	10	8	10	7	5	4	11	11	31			87
	2014	6	3	9	10	14	-	-	-	-	-	-	-	42	35.5%	▲	42
General Civil - Level 3	2013	1	17	5	4	4	1	10	-	4	3	2	19	31			70
	2014	5	4	-	4	1	-	-	-	-	-	-	-	14	-54.8%	▼	14
Miscellaneous	2013	197	167	176	153	104	76	84	98	97	109	111	119	797			1,491
	2014	120	129	131	120	88	-	-	-	-	-	-	-	588	-26.2%	▼	588
Misdemeanor	2013	41	19	44	11	28	27	19	17	18	22	41	22	143			309
	2014	31	22	19	13	24	-	-	-	-	-	-	-	109	-23.8%	▼	109
Non-Capital Felonies and Related Matters	2013	74	42	118	17	106	72	35	62	137	119	55	24	357			861
	2014	74	35	154	53	102	-	-	-	-	-	-	-	418	17.1%	▲	418
Other	2013	4	4	11	4	7	1	9	2	7	6	6	5	30			66
	2014	5	10	4	6	3	-	-	-	-	-	-	-	28	-6.7%	▼	28
Other Criminally Related Matters	2013	2	6	8	5	3	2	5	5	3	4	4	8	24			55
	2014	7	7	3	1	4	-	-	-	-	-	-	-	22	-8.3%	▼	22
Probates/Wills and Trusts	2013	-	-	1	-	-	-	-	-	-	-	-	-	1			1
Probates/Wills and Trusts - Level 2	2013	-	-	1	1	1	1	1	3	-	-	1	-	3			9
	2014	-	2	1	2	1	-	-	-	-	-	-	-	6	100.0%	▲	6
Protective Orders	2014	1	-	-	-	-	-	-	-	-	-	-	-	1			1
Uncontested Divorce	2013	6	7	12	10	8	3	10	7	17	10	8	7	43			105
	2014	9	9	17	15	12	-	-	-	-	-	-	-	62	44.2%	▲	62

Type of Court: Circuit

Locale/Circuit: Nelson 24

Start/End Date: Jan-13 / May-14

Type of Case: Filings

AVG. Month: 69

2013 AVG Month: 64

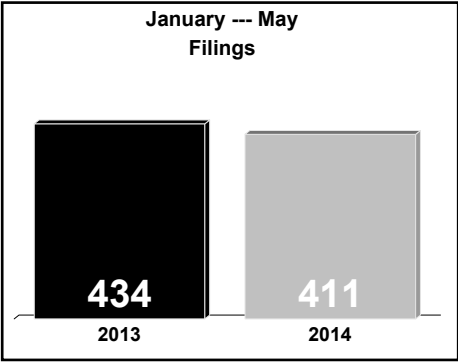
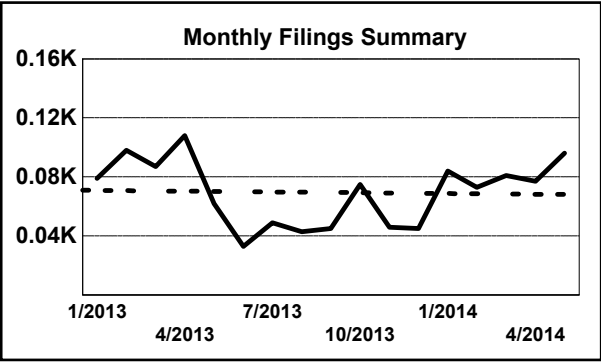
2014 AVG Month: 82

Jan-May 2013: 434

Jan-May 2014: 411

Filings Trending: Downward ▼

D
a
s
h
b
o
a
r
d



	Jan	Feb	Mar	Apr	May	Jun	Jul	Aug	Sep	Oct	Nov	Dec	Thru May	% Change	Trending	Total
2013	79	98	87	108	62	33	49	43	45	75	46	45	434			770
2014	84	73	81	77	96	-	-	-	-	-	-	-	411	-5.3%	▼	411

		Jan	Feb	Mar	Apr	May	Jun	Jul	Aug	Sep	Oct	Nov	Dec	Thru May	% Change	Trending	Total
Administrative Law	2014	-	-	-	1	1	-	-	-	-	-	-	-	2			2
Contested Divorce	2013	-	2	2	2	-	1	3	-	-	2	2	-	6			14
	2014	4	1	2	2	1	-	-	-	-	-	-	-	10	66.7%	▲	10
Domestic and Family - Level 1	2013	-	10	-	-	3	8	2	-	-	-	-	-	13			23
	2014	-	-	4	-	-	-	-	-	-	-	-	-	4	-69.2%	▼	4
Domestic and Family - Level 2	2013	-	1	2	-	-	1	-	-	-	-	-	-	3			4
	2014	-	-	1	4	-	-	-	-	-	-	-	-	5	66.7%	▲	5
General Civil - Level 1	2013	-	-	-	-	-	-	-	-	-	-	-	1	0			1
	2014	1	1	1	-	-	-	-	-	-	-	-	-	3	0.0%	↔	3
General Civil - Level 2	2013	1	-	1	1	2	-	-	-	2	1	2	1	5			11
	2014	4	1	-	2	1	-	-	-	-	-	-	-	8	60.0%	▲	8
General Civil - Level 3	2013	1	3	3	1	5	2	10	-	1	4	1	1	13			32
	2014	11	8	4	16	1	-	-	-	-	-	-	-	40	207.7%	▲	40
Miscellaneous	2013	53	64	29	41	34	17	19	31	27	28	22	23	221			388
	2014	36	46	38	29	27	-	-	-	-	-	-	-	176	-20.4%	▼	176
Misdemeanor	2013	11	3	2	4	2	-	1	-	4	6	4	5	22			42
	2014	6	4	3	1	3	-	-	-	-	-	-	-	17	-22.7%	▼	17
Non-Capital Felonies and Related Matters	2013	10	11	42	54	11	-	3	8	9	27	11	4	128			190
	2014	20	12	24	14	56	-	-	-	-	-	-	-	126	-1.6%	▼	126
Other	2013	2	1	3	-	-	1	-	2	-	1	-	2	6			12
	2014	-	-	1	2	2	-	-	-	-	-	-	-	5	-16.7%	▼	5
Other Criminally Related Matters	2013	-	1	1	2	2	2	4	2	1	3	1	3	6			22
	2014	-	-	1	2	2	-	-	-	-	-	-	-	5	-16.7%	▼	5
Probates/Wills and Trusts	2013	-	-	-	-	-	-	-	-	-	-	-	1	0			1
Probates/Wills and Trusts - Level 2	2013	-	-	-	-	-	1	-	-	-	-	-	1	0	0.0%	↔	2
	2014	1	-	-	-	1	-	-	-	-	-	-	-	2	0.0%	↔	2
Uncontested Divorce	2013	1	2	2	3	3	-	7	-	1	3	3	3	11			28
	2014	1	-	2	4	1	-	-	-	-	-	-	-	8	-27.3%	▼	8

Type of Court: Circuit

Locale/Circuit: Lynchburg 24

Start/End Date: Jan-13 / May-14

Type of Case: Filings

AVG. Month: 383

2013 AVG Month: 385

2014 AVG Month: 380

Jan-May 2013: 2,355

Jan-May 2014: 1,900

Filings Trending: Downward ▼

D

a

s

h

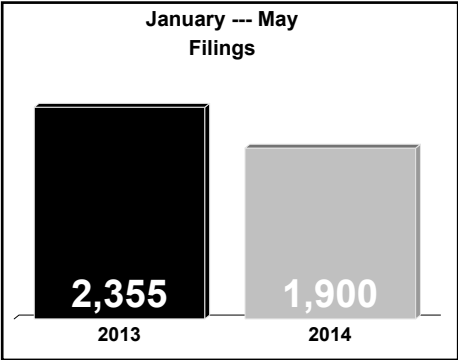
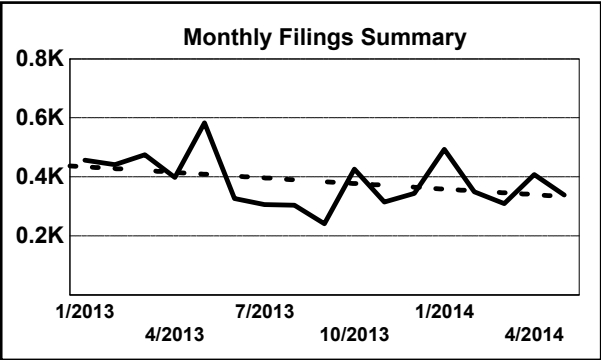
b

o

a

r

d



	Jan	Feb	Mar	Apr	May	Jun	Jul	Aug	Sep	Oct	Nov	Dec	Thru May	% Change	Trending	Total
2013	457	442	475	398	583	327	306	304	242	426	315	344	2,355			4,619
2014	493	350	310	408	339	-	-	-	-	-	-	-	1,900	-19.3%	▼	1,900

		Jan	Feb	Mar	Apr	May	Jun	Jul	Aug	Sep	Oct	Nov	Dec	Thru May	% Change	Trending	Total
Administrative Law	2013	-	-	1	1	1	-	-	1	1	-	1	-	3			6
	2014	1	-	-	-	-	-	-	-	-	-	-	-	1	-66.7%	▼	1
Contested Divorce	2013	13	15	14	17	11	15	7	9	11	14	7	14	70			147
	2014	11	9	15	8	5	-	-	-	-	-	-	-	48	-31.4%	▼	48
Domestic and Family - Level 1	2013	26	16	9	8	32	8	10	16	5	2	17	22	91			171
	2014	66	9	10	24	12	-	-	-	-	-	-	-	121	33.0%	▲	121
Domestic and Family - Level 2	2013	4	2	3	3	4	4	2	5	6	6	1	2	16			42
	2014	-	3	4	2	3	-	-	-	-	-	-	-	12	-25.0%	▼	12
General Civil - Level 1	2013	4	1	7	9	3	1	2	-	5	3	3	4	24			42
	2014	1	2	1	-	5	-	-	-	-	-	-	-	9	-62.5%	▼	9
General Civil - Level 2	2013	15	8	23	4	25	15	11	8	17	18	16	26	75			186
	2014	15	14	22	13	19	-	-	-	-	-	-	-	83	10.7%	▲	83
General Civil - Level 3	2013	7	5	15	8	13	10	9	8	5	14	6	12	48			112
	2014	7	10	10	6	5	-	-	-	-	-	-	-	38	-20.8%	▼	38
Miscellaneous	2013	154	177	154	129	111	80	81	74	77	84	83	90	725			1,294
	2014	85	94	101	78	76	-	-	-	-	-	-	-	434	-40.1%	▼	434
Misdemeanor	2013	56	29	55	51	69	32	56	46	27	69	31	29	260			550
	2014	91	29	33	53	50	-	-	-	-	-	-	-	256	-1.5%	▼	256
Non-Capital Felonies and Related Matters	2013	132	135	141	130	275	115	94	110	62	174	126	111	813			1,605
	2014	169	140	73	172	127	-	-	-	-	-	-	-	681	-16.2%	▼	681
Other	2013	3	4	4	3	4	1	1	2	2	6	2	2	18			34
	2014	4	1	4	7	2	-	-	-	-	-	-	-	18	0.0%	↔	18
Other Criminally Related Matters	2013	6	7	3	9	7	11	7	3	4	4	5	4	32			70
	2014	10	5	4	7	6	-	-	-	-	-	-	-	32	0.0%	↔	32
Probates/Wills and Trusts - Level 1	2013	1	-	-	-	-	-	-	-	-	-	-	-	1			1
	2014	-	-	-	-	2	-	-	-	-	-	-	-	2	100.0%	▲	2
Probates/Wills and Trusts - Level 2	2013	2	1	1	-	1	8	5	2	-	2	1	4	5			27
	2014	1	2	3	2	3	-	-	-	-	-	-	-	11	120.0%	▲	11
Protective Orders	2013	1	-	1	1	-	-	-	-	-	-	-	-	3			3
Uncontested Divorce	2013	33	42	44	25	27	27	21	20	20	30	16	24	171			329
	2014	32	32	30	36	24	-	-	-	-	-	-	-	154	-9.9%	▼	154

Type of Court: Circuit

Locale/Circuit: Alleghany 25

Start/End Date: Jan-13 / May-14

Type of Case: Filings

AVG. Month: 134

2013 AVG Month: 133

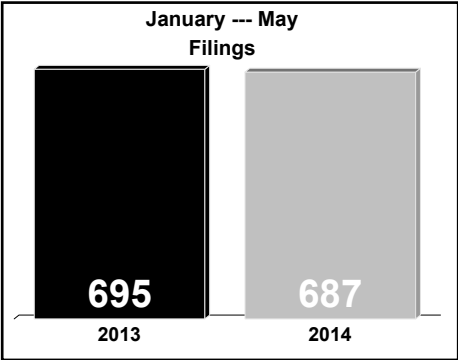
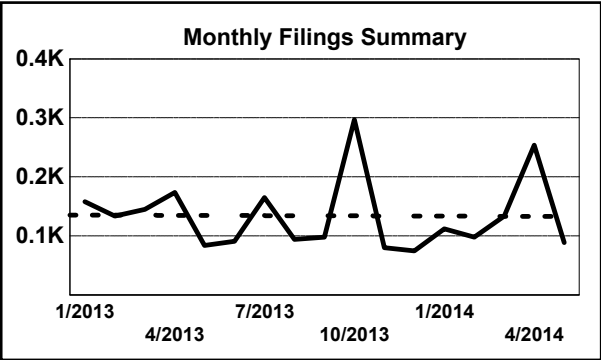
2014 AVG Month: 137

Jan-May 2013: 695

Jan-May 2014: 687

Filings Trending: Steady ↔

D
a
s
h
b
o
a
r
d



	Jan	Feb	Mar	Apr	May	Jun	Jul	Aug	Sep	Oct	Nov	Dec	Thru May	% Change	Trending	Total
2013	158	134	145	174	84	91	165	94	98	297	80	75	695			1,595
2014	112	98	134	254	89	-	-	-	-	-	-	-	687	-1.2%	▼	687

		Jan	Feb	Mar	Apr	May	Jun	Jul	Aug	Sep	Oct	Nov	Dec	Thru May	% Change	Trending	Total
Administrative Law	2013	1	-	-	-	-	-	-	1	-	-	-	-	1			2
	2014	-	-	-	-	1	-	-	-	-	-	-	-	1	0.0%	↔	1
Contested Divorce	2013	-	1	2	3	2	1	2	4	1	2	2	2	8			22
	2014	5	2	3	1	6	-	-	-	-	-	-	-	17	112.5%	▲	17
Domestic and Family - Level 1	2013	-	1	-	2	1	1	2	-	1	-	1	3	4			12
	2014	-	1	1	-	-	-	-	-	-	-	-	-	2	-50.0%	▼	2
Domestic and Family - Level 2	2013	-	1	-	2	1	5	1	-	-	-	-	-	4			10
	2014	1	-	1	2	-	-	-	-	-	-	-	-	4	0.0%	↔	4
General Civil - Level 1	2013	-	-	-	-	1	-	-	-	-	-	-	2	1			3
	2014	-	1	-	1	-	-	-	-	-	-	-	-	2	100.0%	▲	2
General Civil - Level 2	2013	1	3	4	7	-	4	-	3	1	2	3	-	15			28
	2014	3	1	3	1	1	-	-	-	-	-	-	-	9	-40.0%	▼	9
General Civil - Level 3	2013	1	1	2	-	2	3	1	1	6	4	1	5	6			27
	2014	2	-	2	-	2	-	-	-	-	-	-	-	6	0.0%	↔	6
Miscellaneous	2013	68	76	80	44	35	35	39	51	42	40	25	32	303			567
	2014	41	47	59	46	25	-	-	-	-	-	-	-	218	-28.1%	▼	218
Misdemeanor	2013	16	13	5	18	14	11	19	2	8	24	5	10	66			145
	2014	10	8	9	8	4	-	-	-	-	-	-	-	39	-40.9%	▼	39
Non-Capital Felonies and Related Matters	2013	62	22	40	87	16	24	92	18	27	212	32	14	227			646
	2014	43	31	35	183	35	-	-	-	-	-	-	-	327	44.1%	▲	327
Other	2013	3	2	2	2	1	4	2	4	2	3	2	-	10			27
	2014	3	3	5	2	3	-	-	-	-	-	-	-	16	60.0%	▲	16
Other Criminally Related Matters	2013	2	1	-	1	1	-	2	2	3	3	-	3	5			18
	2014	-	1	2	1	3	-	-	-	-	-	-	-	7	40.0%	▲	7
Probates/Wills and Trusts - Level 2	2013	-	2	-	3	2	1	1	-	1	-	2	-	7			12
	2014	2	1	1	1	-	-	-	-	-	-	-	-	5	-28.6%	▼	5
Protective Orders	2013	-	-	-	-	1	-	-	-	-	-	-	-	1			1
Uncontested Divorce	2013	4	11	10	5	7	2	4	8	6	7	7	4	37			75
	2014	2	2	13	8	9	-	-	-	-	-	-	-	34	-8.1%	▼	34

Type of Court: Circuit

Locale/Circuit: Augusta 25

Start/End Date: Jan-13 / May-14

Type of Case: Filings

AVG. Month: 379

2013 AVG Month: 364

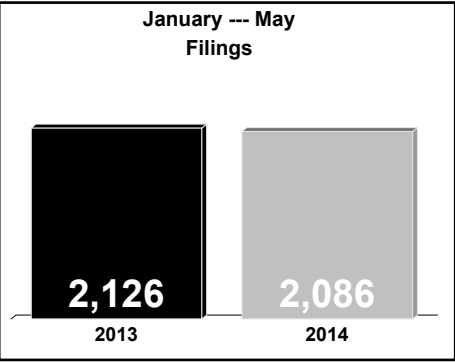
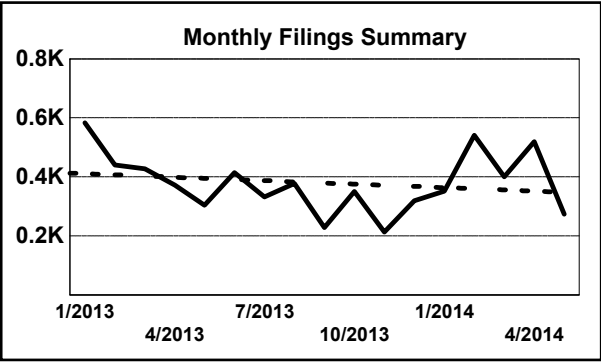
2014 AVG Month: 417

Jan-May 2013: 2,126

Jan-May 2014: 2,086

Filings Trending: Steady ↔

D
a
s
h
b
o
a
r
d



	Jan	Feb	Mar	Apr	May	Jun	Jul	Aug	Sep	Oct	Nov	Dec	Thru May	% Change	Trending	Total
2013	583	440	427	372	304	415	332	378	228	351	213	319	2,126			4,362
2014	352	541	400	519	274	-	-	-	-	-	-	-	2,086	-1.9%	▼	2,086

		Jan	Feb	Mar	Apr	May	Jun	Jul	Aug	Sep	Oct	Nov	Dec	Thru May	% Change	Trending	Total
Administrative Law	2013	1	-	-	-	2	-	1	-	1	-	-	1	3			6
	2014	-	1	-	-	1	-	-	-	-	-	-	-	2	-33.3%	▼	2
Contested Divorce	2013	5	6	3	1	3	4	7	5	2	6	3	4	18			49
	2014	8	6	2	8	4	-	-	-	-	-	-	-	28	55.6%	▲	28
Domestic and Family - Level 1	2013	11	10	10	9	16	5	6	10	6	11	17	6	56			117
	2014	20	20	12	-	19	-	-	-	-	-	-	-	71	26.8%	▲	71
Domestic and Family - Level 2	2013	3	5	5	4	11	10	6	6	5	6	7	4	28			72
	2014	5	8	16	9	7	-	-	-	-	-	-	-	45	60.7%	▲	45
General Civil - Level 1	2013	-	-	1	-	-	-	1	1	-	-	-	2	1			5
	2014	-	1	1	1	3	-	-	-	-	-	-	-	6	500.0%	▲	6
General Civil - Level 2	2013	10	8	5	7	8	6	8	8	3	5	6	7	38			81
	2014	7	7	4	9	7	-	-	-	-	-	-	-	34	-10.5%	▼	34
General Civil - Level 3	2013	1	4	3	1	4	8	4	8	5	3	-	6	13			47
	2014	2	2	6	8	1	-	-	-	-	-	-	-	19	46.2%	▲	19
Miscellaneous	2013	357	282	221	172	145	95	139	136	116	127	126	149	1,177			2,065
	2014	184	246	228	196	115	-	-	-	-	-	-	-	969	-17.7%	▼	969
Misdemeanor	2013	14	12	5	4	5	3	11	9	7	5	10	9	40			94
	2014	7	9	8	7	4	-	-	-	-	-	-	-	35	-12.5%	▼	35
Non-Capital Felonies and Related Matters	2013	161	92	144	146	79	264	118	170	54	153	31	101	622			1,513
	2014	92	215	97	236	90	-	-	-	-	-	-	-	730	17.4%	▲	730
Other	2013	11	9	11	12	7	9	10	9	10	12	4	13	50			117
	2014	14	10	7	14	7	-	-	-	-	-	-	-	52	4.0%	▲	52
Other Criminally Related Matters	2013	3	-	2	1	3	-	3	4	4	2	3	3	9			28
	2014	2	1	2	3	3	-	-	-	-	-	-	-	11	22.2%	▲	11
Probates/Wills and Trusts - Level 1	2013	-	-	-	1	-	-	-	-	-	3	-	-	1			4
	2014	-	1	1	-	-	-	-	-	-	-	-	-	2	100.0%	▲	2
Probates/Wills and Trusts - Level 2	2013	-	-	3	1	1	1	1	3	2	1	1	3	5			17
	2014	1	-	-	-	-	-	-	-	-	-	-	-	1	-80.0%	▼	1
Protective Orders	2013	-	-	-	-	-	-	-	-	-	1	-	1	0			2
Uncontested Divorce	2013	6	12	14	13	20	10	17	9	13	16	5	10	65	0.0%	↔	145
	2014	10	14	16	28	13	-	-	-	-	-	-	-	81	24.6%	▲	81

Type of Court: Circuit

Locale/Circuit: Bath 25

Start/End Date: Jan-13 / May-14

Type of Case: Filings

AVG. Month: 30

2013 AVG Month: 34

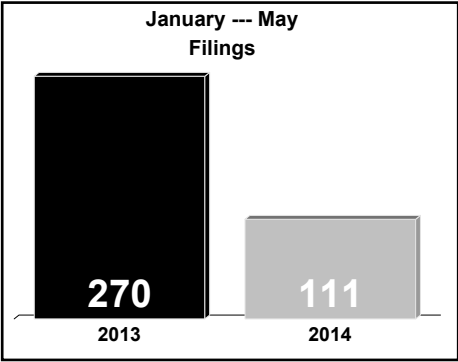
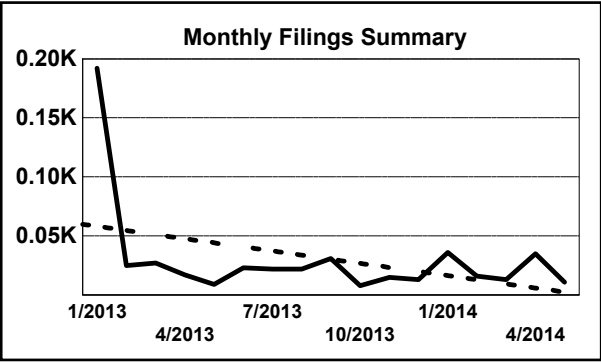
2014 AVG Month: 22

Jan-May 2013: 270

Jan-May 2014: 111

Filings Trending: Downward ▼

D
a
s
h
b
o
a
r
d



	Jan	Feb	Mar	Apr	May	Jun	Jul	Aug	Sep	Oct	Nov	Dec	Thru May	% Change	Trending	Total
2013	192	25	27	17	9	23	22	22	31	8	15	13	270			404
2014	36	16	13	35	11	-	-	-	-	-	-	-	111	-58.9%	▼	111

		Jan	Feb	Mar	Apr	May	Jun	Jul	Aug	Sep	Oct	Nov	Dec	Thru May	% Change	Trending	Total
Contested Divorce	2013	-	-	1	-	1	-	1	1	-	1	-	2	2			7
	2014	1	-	-	2	1	-	-	-	-	-	-	-	4	100.0%	▲	4
Domestic and Family - Level 1	2013	-	-	-	-	-	-	1	-	-	-	-	-	0			1
	2014	1	1	-	-	-	-	-	-	-	-	-	-	2	0.0%	↔	2
General Civil - Level 2	2013	1	1	-	-	-	-	-	-	-	-	3	-	2			5
	2014	1	-	-	-	1	-	-	-	-	-	-	-	2	0.0%	↔	2
General Civil - Level 3	2013	1	-	2	-	-	3	-	-	-	-	-	1	3			7
	2014	1	-	-	-	-	-	-	-	-	-	-	-	1	-66.7%	▼	1
Miscellaneous	2013	20	22	21	15	3	10	19	17	17	7	12	6	81			169
	2014	17	12	10	18	8	-	-	-	-	-	-	-	65	-19.8%	▼	65
Misdemeanor	2013	1	-	-	1	-	-	-	1	4	-	-	-	2			7
	2014	5	-	1	9	-	-	-	-	-	-	-	-	15	650.0%	▲	15
Non-Capital Felonies and Related Matters	2013	167	1	-	-	-	10	1	2	9	-	-	4	168			194
	2014	10	-	-	6	1	-	-	-	-	-	-	-	17	-89.9%	▼	17
Other Criminally Related Matters	2013	-	1	-	-	-	-	-	-	-	-	-	-	1			1
	2014	-	-	1	-	-	-	-	-	-	-	-	-	1	0.0%	↔	1
Probates/Wills and Trusts	2013	-	-	-	-	2	-	-	-	-	-	-	-	2			2
Probates/Wills and Trusts	2013	-	-	-	-	1	-	-	-	-	-	-	-	1			1
Uncontested Divorce	2013	2	-	3	1	2	-	-	1	1	-	-	-	8			10
	2014	-	3	1	-	-	-	-	-	-	-	-	-	4	-50.0%	▼	4

Type of Court: Circuit

Locale/Circuit: Botetourt 25

Start/End Date: Jan-13 / May-14

Type of Case: Filings

AVG. Month: 172

2013 AVG Month: 176

2014 AVG Month: 163

Jan-May 2013: 951

Jan-May 2014: 815

Filings Trending: Downward ▼

D

a

s

h

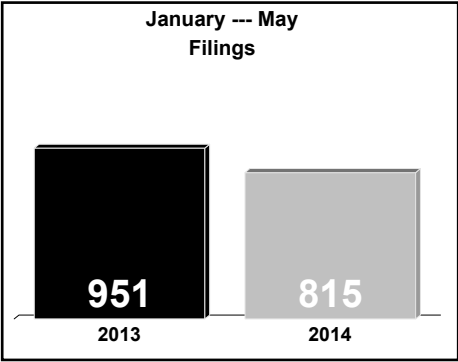
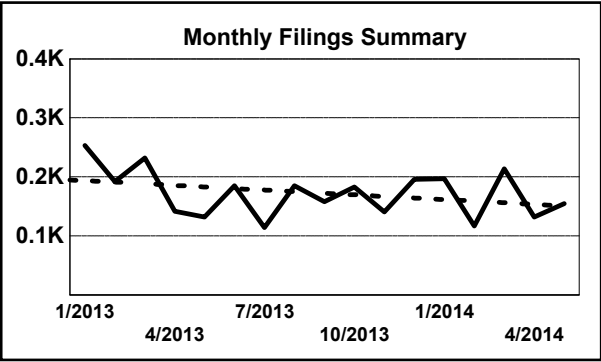
b

o

a

r

d



	Jan	Feb	Mar	Apr	May	Jun	Jul	Aug	Sep	Oct	Nov	Dec	Thru May	% Change	Trending	Total
2013	253	192	232	142	132	185	114	185	158	183	141	196	951			2,113
2014	197	117	214	132	155	-	-	-	-	-	-	-	815	-14.3%	▼	815

		Jan	Feb	Mar	Apr	May	Jun	Jul	Aug	Sep	Oct	Nov	Dec	Thru May	% Change	Trending	Total
Contested Divorce	2013	2	3	5	1	2	4	2	2	4	2	2	3	13			32
	2014	-	4	2	1	4	-	-	-	-	-	-	-	11	-15.4%	▼	11
Domestic and Family - Level 1	2013	1	2	-	24	-	10	1	3	4	2	4	1	27			52
	2014	5	2	-	8	2	-	-	-	-	-	-	-	17	-37.0%	▼	17
Domestic and Family - Level 2	2013	2	1	1	1	1	3	1	1	3	1	-	1	6			16
	2014	-	-	2	1	-	-	-	-	-	-	-	-	3	-50.0%	▼	3
General Civil - Level 1	2013	-	-	1	-	1	1	-	-	-	-	-	-	2			3
	2014	-	1	1	-	-	-	-	-	-	-	-	-	2	0.0%	↔	2
General Civil - Level 2	2013	6	3	5	6	2	1	5	2	3	3	6	2	22			44
	2014	3	3	4	3	5	-	-	-	-	-	-	-	18	-18.2%	▼	18
General Civil - Level 3	2013	4	3	4	3	1	-	3	5	2	4	2	3	15			34
	2014	4	4	4	5	-	-	-	-	-	-	-	-	17	13.3%	▲	17
Miscellaneous	2013	167	124	106	76	74	61	61	63	105	84	79	94	547			1,094
	2014	121	76	98	76	61	-	-	-	-	-	-	-	432	-21.0%	▼	432
Misdemeanor	2013	18	11	18	3	14	19	9	15	7	18	11	11	64			154
	2014	12	6	18	12	15	-	-	-	-	-	-	-	63	-1.6%	▼	63
Non-Capital Felonies and Related Matters	2013	36	38	83	16	25	74	22	78	19	52	26	71	198			540
	2014	37	13	71	18	51	-	-	-	-	-	-	-	190	-4.0%	▼	190
Other	2013	-	-	-	-	1	-	-	-	-	1	-	-	1			2
	2014	-	-	-	-	1	-	-	-	-	-	-	-	1	0.0%	↔	1
Other Criminally Related Matters	2013	6	3	2	2	2	6	1	7	4	2	6	5	15			46
	2014	6	1	5	3	4	-	-	-	-	-	-	-	19	26.7%	▲	19
Probates/Wills and Trusts	2014	-	-	-	-	2	-	-	-	-	-	-	-	2			2
Probates/Wills and Trusts - Level 2	2013	-	1	1	-	-	-	-	2	-	2	1	2	2			9
	2014	-	-	2	-	1	-	-	-	-	-	-	-	3	50.0%	▲	3
Uncontested Divorce	2013	11	3	6	10	9	6	9	7	7	12	4	3	39			87
	2014	9	7	7	5	9	-	-	-	-	-	-	-	37	-5.1%	▼	37

Type of Court: Circuit

Locale/Circuit: Craig 25

Start/End Date: Jan-13 / May-14

Type of Case: Filings

AVG. Month: 31

2013 AVG Month: 30

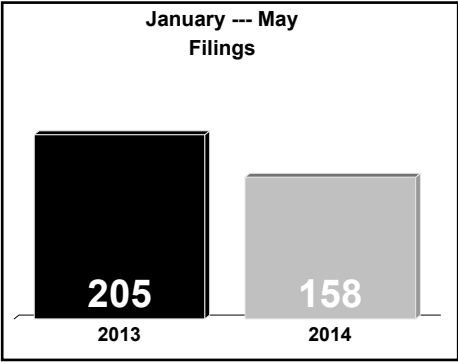
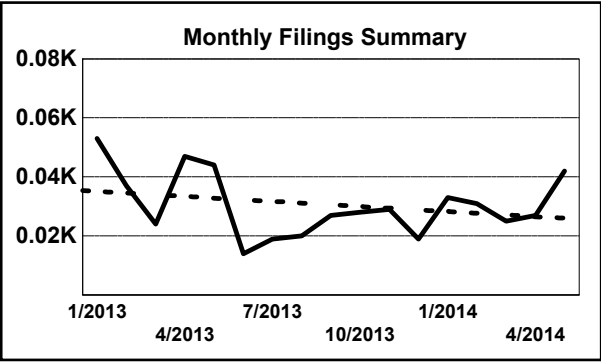
2014 AVG Month: 32

Jan-May 2013: 205

Jan-May 2014: 158

Filings Trending: Downward ▼

D
a
s
h
b
o
a
r
d



	Jan	Feb	Mar	Apr	May	Jun	Jul	Aug	Sep	Oct	Nov	Dec	Thru May	% Change	Trending	Total
2013	53	37	24	47	44	14	19	20	27	28	29	19	205			361
2014	33	31	25	27	42	-	-	-	-	-	-	-	158	-22.9%	▼	158

		Jan	Feb	Mar	Apr	May	Jun	Jul	Aug	Sep	Oct	Nov	Dec	Thru May	% Change	Trending	Total
Contested Divorce	2013	1	-	1	-	3	1	-	-	-	2	2	-	5			10
	2014	-	1	-	-	1	-	-	-	-	-	-	-	2	-60.0%	▼	2
Domestic and Family - Level 1	2013	6	1	-	23	2	-	1	-	1	-	2	2	32			38
	2014	1	2	3	-	4	-	-	-	-	-	-	-	10	-68.8%	▼	10
Domestic and Family - Level 2	2013	-	-	-	1	-	-	-	-	-	-	-	-	1			1
	2014	-	-	-	-	1	-	-	-	-	-	-	-	1	0.0%	↔	1
General Civil - Level 1	2013	-	-	-	-	1	-	-	-	-	-	-	-	1			1
	2014	-	-	-	-	1	-	-	-	-	-	-	-	1			1
General Civil - Level 2	2013	1	-	-	2	1	-	-	-	-	-	-	-	4			4
	2014	1	2	-	1	3	-	-	-	-	-	-	-	7	75.0%	▲	7
General Civil - Level 3	2013	-	-	-	-	1	1	-	-	1	-	-	-	1			3
	2014	1	-	-	-	-	-	-	-	-	-	-	-	1	0.0%	↔	1
Miscellaneous	2013	41	35	21	14	23	10	14	19	20	24	21	14	134			256
	2014	20	18	19	24	20	-	-	-	-	-	-	-	101	-24.6%	▼	101
Misdemeanor	2013	-	1	-	2	6	-	-	-	2	1	-	1	9			13
	2014	2	1	1	-	4	-	-	-	-	-	-	-	8	-11.1%	▼	8
Non-Capital Felonies and Related Matters	2013	1	-	-	-	7	1	1	1	3	-	2	1	8			17
	2014	4	5	-	-	7	-	-	-	-	-	-	-	16	100.0%	▲	16
Other	2013	1	-	1	2	-	-	1	-	-	1	-	-	4			6
	2014	2	-	-	-	-	-	-	-	-	-	-	-	2	-50.0%	▼	2
Other Criminally Related M	2013	-	-	-	1	-	-	-	-	-	-	-	-	1			1
Probates/Wills and Trusts	2013	-	-	-	-	-	1	-	-	-	-	-	-	0			1
Uncontested Divorce	2013	2	-	1	2	1	-	2	-	-	-	2	1	6	0.0%	↔	11
	2014	2	2	2	2	1	-	-	-	-	-	-	-	9	50.0%	▲	9

Type of Court: Circuit

Locale/Circuit: Highland 25

Start/End Date: Jan-13 / May-14

Type of Case: Filings

AVG. Month: 12

2013 AVG Month: 12

2014 AVG Month: 13

Jan-May 2013: 85

Jan-May 2014: 65

Filings Trending: Downward ▼

D

a

s

h

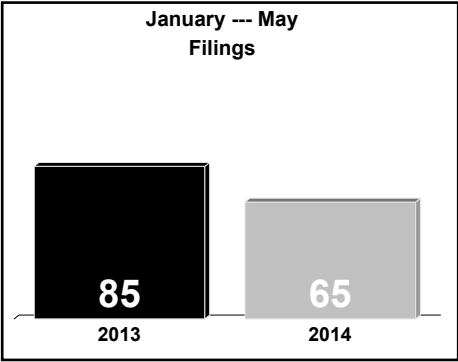
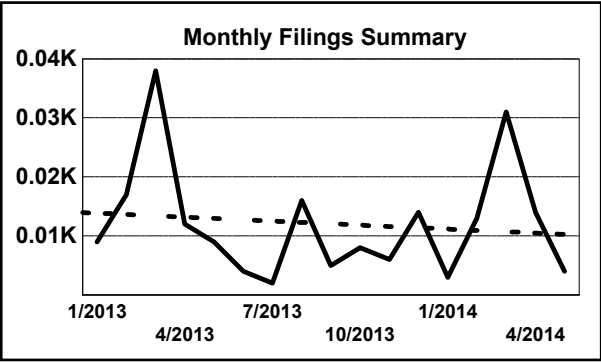
b

o

a

r

d



	Jan	Feb	Mar	Apr	May	Jun	Jul	Aug	Sep	Oct	Nov	Dec	Thru May	% Change	Trending	Total
2013	9	17	38	12	9	4	2	16	5	8	6	14	85			140
2014	3	13	31	14	4	-	-	-	-	-	-	-	65	-23.5%	▼	65

		Jan	Feb	Mar	Apr	May	Jun	Jul	Aug	Sep	Oct	Nov	Dec	Thru May	% Change	Trending	Total
Administrative Law	2013	-	-	-	-	-	-	-	-	-	-	-	1	0			1
Contested Divorce	2013	-	1	1	-	1	-	1	-	1	-	-	1	3	0.0%	↔	6
	2014	-	1	-	1	-	-	-	-	-	-	-	-	2	-33.3%	▼	2
General Civil - Level 2	2013	-	-	1	-	-	-	-	-	-	1	-	-	1			2
	2014	-	-	-	-	1	-	-	-	-	-	-	-	1	0.0%	↔	1
General Civil - Level 3	2013	-	-	2	-	-	-	-	-	-	-	-	-	2			2
Miscellaneous	2013	8	11	18	12	8	4	1	16	1	6	4	3	57			92
	2014	1	12	11	4	3	-	-	-	-	-	-	-	31	-45.6%	▼	31
Misdemeanor	2013	1	2	5	-	-	-	-	-	-	-	-	4	8			12
Non-Capital Felonies and Related Matters	2013	-	3	11	-	-	-	-	-	2	1	1	5	14			23
	2014	1	-	19	9	-	-	-	-	-	-	-	-	29	107.1%	▲	29
Uncontested Divorce	2013	-	-	-	-	-	-	-	-	1	-	1	-	0			2
	2014	1	-	1	-	-	-	-	-	-	-	-	-	2	0.0%	↔	2

Type of Court: Circuit

Locale/Circuit: Rockbridge 25

Start/End Date: Jan-13 / May-14

Type of Case: Filings

AVG. Month: 150

2013 AVG Month: 141

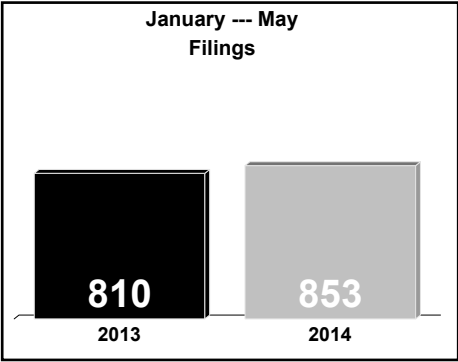
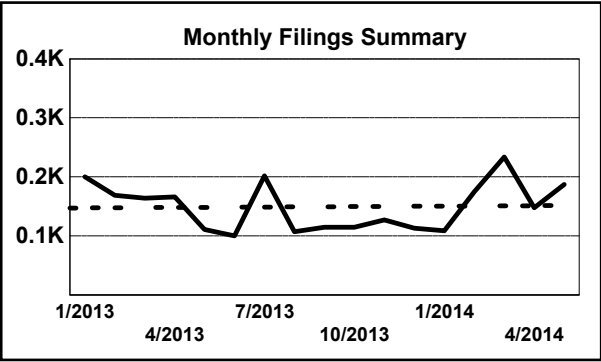
2014 AVG Month: 171

Jan-May 2013: 810

Jan-May 2014: 853

Filings Trending: Upward ▲

D
a
s
h
b
o
a
r
d

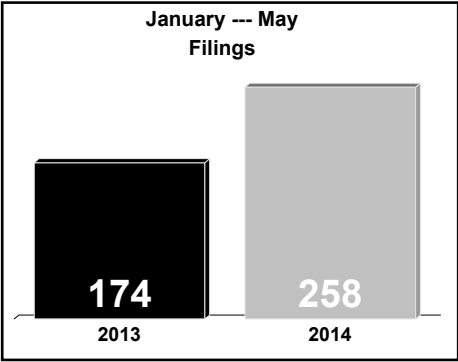
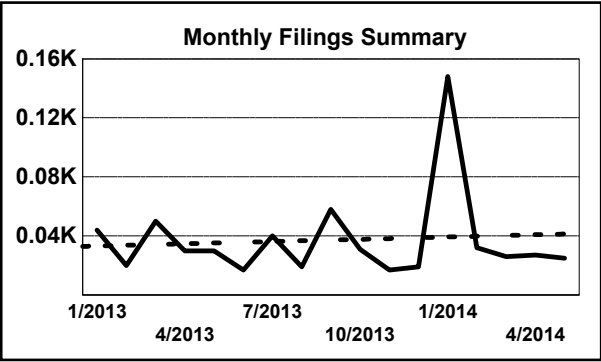


	Jan	Feb	Mar	Apr	May	Jun	Jul	Aug	Sep	Oct	Nov	Dec	Thru May	% Change	Trending	Total
2013	200	169	164	166	111	100	202	107	115	115	127	113	810			1,689
2014	109	175	234	148	187	-	-	-	-	-	-	-	853	5.3%	▲	853

		Jan	Feb	Mar	Apr	May	Jun	Jul	Aug	Sep	Oct	Nov	Dec	Thru May	% Change	Trending	Total
Administrative Law	2014	-	-	-	1	-	-	-	-	-	-	-	-	1			1
Contested Divorce	2013	-	11	3	3	1	2	-	2	3	1	3	2	18			31
	2014	2	1	2	4	5	-	-	-	-	-	-	-	14	-22.2%	▼	14
Domestic and Family - Level 1	2013	4	1	1	5	2	-	3	1	3	2	2	5	13			29
	2014	-	1	1	4	2	-	-	-	-	-	-	-	8	-38.5%	▼	8
Domestic and Family - Level 2	2013	1	1	-	-	-	1	-	-	1	1	-	-	2			5
	2014	1	1	-	-	1	-	-	-	-	-	-	-	3	50.0%	▲	3
General Civil - Level 1	2013	-	1	-	-	-	-	-	1	-	1	-	-	1			3
	2014	-	1	1	-	-	-	-	-	-	-	-	-	2	100.0%	▲	2
General Civil - Level 2	2013	2	3	2	2	3	2	4	1	2	4	3	5	12			33
	2014	6	2	5	5	5	-	-	-	-	-	-	-	23	91.7%	▲	23
General Civil - Level 3	2013	5	6	4	2	5	4	1	-	2	1	6	2	22			38
	2014	3	4	7	1	5	-	-	-	-	-	-	-	20	-9.1%	▼	20
Miscellaneous	2013	85	61	49	52	51	38	49	44	43	30	48	53	298			603
	2014	40	57	94	67	46	-	-	-	-	-	-	-	304	2.0%	▲	304
Misdemeanor	2013	19	29	31	31	10	13	21	15	24	19	18	22	120			252
	2014	13	20	19	16	39	-	-	-	-	-	-	-	107	-10.8%	▼	107
Non-Capital Felonies and Related Matters	2013	75	37	60	58	28	30	116	36	31	43	34	18	258			566
	2014	36	77	91	38	68	-	-	-	-	-	-	-	310	20.2%	▲	310
Other	2013	5	3	2	2	3	-	-	1	1	-	2	-	15			19
	2014	1	-	-	2	4	-	-	-	-	-	-	-	7	-53.3%	▼	7
Other Criminally Related Matters	2013	3	6	-	8	1	6	2	1	1	6	3	4	18			41
	2014	-	3	9	4	7	-	-	-	-	-	-	-	23	27.8%	▲	23
Probates/Wills and Trusts	2014	-	-	1	-	-	-	-	-	-	-	-	-	1			1
Probates/Wills and Trusts - Level 2	2013	-	1	2	-	-	-	-	1	-	2	1	-	3			7
	2014	1	1	-	-	2	-	-	-	-	-	-	-	4	33.3%	▲	4
Uncontested Divorce	2013	1	9	10	3	7	4	6	4	4	5	7	2	30			62
	2014	6	7	4	6	3	-	-	-	-	-	-	-	26	-13.3%	▼	26

Type of Court: Circuit
Locale/Circuit: Buena Vista 25
Start/End Date: Jan-13 / May-14
Type of Case: Filings
AVG. Month: 37
2013 AVG Month: 31
2014 AVG Month: 52
Jan-May 2013: 174
Jan-May 2014: 258
Filings Trending: Upward ▲

D
a
s
h
b
o
a
r
d



	Jan	Feb	Mar	Apr	May	Jun	Jul	Aug	Sep	Oct	Nov	Dec	Thru May	% Change	Trending	Total
2013	44	20	50	30	30	17	40	19	58	31	17	19	174			375
2014	148	32	26	27	25	-	-	-	-	-	-	-	258	48.3%	▲	258

		Jan	Feb	Mar	Apr	May	Jun	Jul	Aug	Sep	Oct	Nov	Dec	Thru May	% Change	Trending	Total
Contested Divorce	2013	4	-	-	1	1	1	2	2	2	-	1	-	6			14
	2014	-	-	-	1	-	-	-	-	-	-	-	-	1	-83.3%	▼	1
Domestic and Family - Level 1	2013	-	-	-	-	1	-	1	1	4	5	-	-	1			12
	2014	1	-	-	3	-	-	-	-	-	-	-	-	4	300.0%	▲	4
Domestic and Family - Lev	2014	-	-	1	-	-	-	-	-	-	-	-	-	1			1
General Civil - Level 2	2013	2	-	-	1	-	-	-	-	-	-	-	1	3			4
General Civil - Level 3	2013	-	-	-	-	-	-	-	-	-	-	1	1	0			2
Miscellaneous	2013	18	10	19	11	5	3	3	4	11	7	6	10	63	0.0%	↔	107
	2014	10	15	9	7	6	-	-	-	-	-	-	-	47	-25.4%	▼	47
Misdemeanor	2013	8	2	3	6	5	5	1	7	5	4	6	-	24			52
	2014	2	5	2	2	5	-	-	-	-	-	-	-	16	-33.3%	▼	16
Non-Capital Felonies and Related Matters	2013	9	6	24	9	16	5	31	4	33	14	2	5	64			158
	2014	132	9	8	10	6	-	-	-	-	-	-	-	165	157.8%	▲	165
Other Criminally Related Matters	2013	1	-	-	-	-	-	1	-	-	-	-	-	1			2
	2014	2	2	1	1	1	-	-	-	-	-	-	-	7	600.0%	▲	7
Probates/Wills and Trusts - Level 2	2013	-	1	-	-	-	-	-	-	1	-	1	-	1			3
	2014	1	1	-	-	1	-	-	-	-	-	-	-	3	200.0%	▲	3
Uncontested Divorce	2013	2	1	4	2	2	3	1	1	2	1	-	2	11			21
	2014	-	-	5	3	6	-	-	-	-	-	-	-	14	27.3%	▲	14

Type of Court: Circuit

Locale/Circuit: Staunton 25

Start/End Date: Jan-13 / May-14

Type of Case: Filings

AVG. Month: 133

2013 AVG Month: 129

2014 AVG Month: 142

Jan-May 2013: 748

Jan-May 2014: 710

Filings Trending: Downward ▼

D

a

s

h

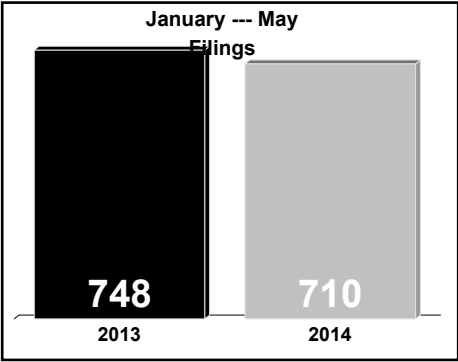
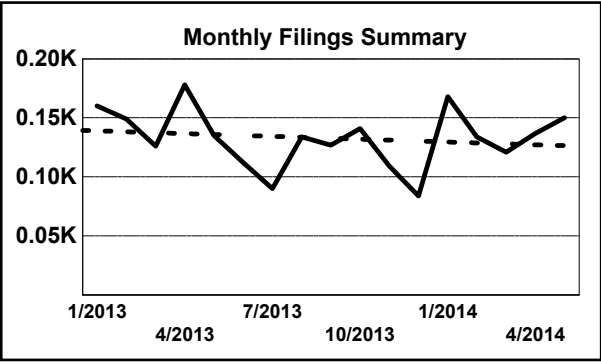
b

o

a

r

d



	Jan	Feb	Mar	Apr	May	Jun	Jul	Aug	Sep	Oct	Nov	Dec	Thru May	% Change	Trending	Total
2013	160	149	126	178	135	112	90	134	127	141	109	84	748			1,545
2014	168	134	121	137	150	-	-	-	-	-	-	-	710	-5.1%	▼	710

		Jan	Feb	Mar	Apr	May	Jun	Jul	Aug	Sep	Oct	Nov	Dec	Thru May	% Change	Trending	Total
Administrative Law	2013	-	-	-	-	1	-	-	-	-	-	-	-	1			1
Contested Divorce	2013	4	5	2	4	2	4	5	1	1	2	1	-	17			31
	2014	4	4	4	2	2	-	-	-	-	-	-	-	16	-5.9%	▼	16
Domestic and Family - Level 1	2013	-	2	1	16	2	5	1	1	2	5	4	3	21			42
	2014	5	1	3	3	4	-	-	-	-	-	-	-	16	-23.8%	▼	16
Domestic and Family - Level 2	2013	-	-	1	-	1	-	-	1	1	-	1	1	2			6
	2014	-	-	2	1	4	-	-	-	-	-	-	-	7	250.0%	▲	7
General Civil - Level 1	2013	-	-	1	-	-	-	-	-	2	-	-	-	1			3
	2014	-	-	-	-	1	-	-	-	-	-	-	-	1	0.0%	↔	1
General Civil - Level 2	2013	2	-	-	3	2	1	3	1	1	2	2	3	7			20
	2014	1	2	2	2	-	-	-	-	-	-	-	-	7	0.0%	↔	7
General Civil - Level 3	2013	8	8	4	5	3	5	3	15	4	8	5	8	28			76
	2014	10	4	6	8	5	-	-	-	-	-	-	-	33	17.9%	▲	33
Miscellaneous	2013	43	54	44	35	23	21	24	36	18	35	23	31	199			387
	2014	29	42	46	31	26	-	-	-	-	-	-	-	174	-12.6%	▼	174
Misdemeanor	2013	5	19	12	11	7	9	11	11	8	21	17	3	54			134
	2014	25	11	5	13	13	-	-	-	-	-	-	-	67	24.1%	▲	67
Non-Capital Felonies and Related Matters	2013	92	43	42	95	78	57	30	53	77	58	48	30	350			703
	2014	80	57	42	58	63	-	-	-	-	-	-	-	300	-14.3%	▼	300
Other	2013	5	10	9	2	9	9	7	1	4	4	2	2	35			64
	2014	10	5	6	10	4	-	-	-	-	-	-	-	35	0.0%	↔	35
Other Criminally Related Matters	2013	-	2	-	3	-	-	-	7	5	4	2	2	5			25
	2014	2	4	2	3	22	-	-	-	-	-	-	-	33	560.0%	▲	33
Probates/Wills and Trusts - Level 2	2013	-	2	-	-	1	-	1	1	-	-	1	1	3			7
	2014	1	-	-	-	1	-	-	-	-	-	-	-	2	-33.3%	▼	2
Protective Orders	2013	-	-	3	-	-	-	-	-	-	-	-	-	3			3
Uncontested Divorce	2013	1	4	7	4	6	1	5	6	4	2	3	-	22			43
	2014	1	4	3	6	5	-	-	-	-	-	-	-	19	-13.6%	▼	19

Type of Court: Circuit

Locale/Circuit: Waynesboro 25

Start/End Date: Jan-13 / May-14

Type of Case: Filings

AVG. Month: 153

2013 AVG Month: 143

2014 AVG Month: 177

Jan-May 2013: 733

Jan-May 2014: 887

Filings Trending: Upward ▲

D

a

s

h

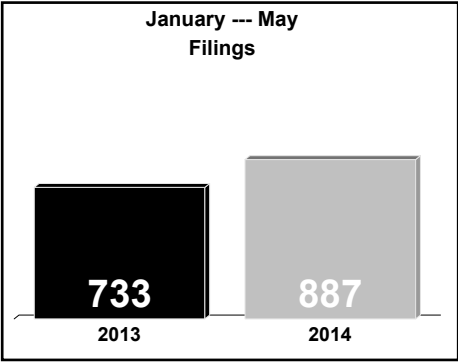
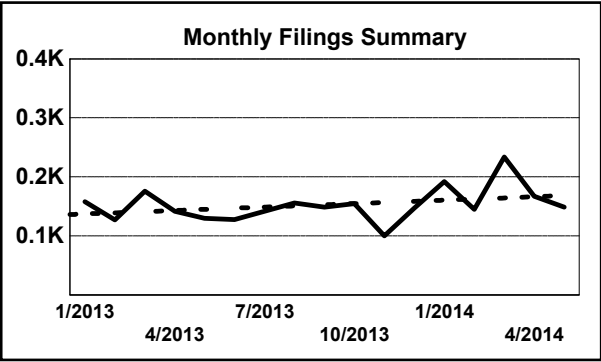
b

o

a

r

d



	Jan	Feb	Mar	Apr	May	Jun	Jul	Aug	Sep	Oct	Nov	Dec	Thru May	% Change	Trending	Total
2013	158	127	176	142	130	128	142	156	149	155	100	147	733			1,710
2014	192	145	234	167	149	-	-	-	-	-	-	-	887	21.0%	▲	887

		Jan	Feb	Mar	Apr	May	Jun	Jul	Aug	Sep	Oct	Nov	Dec	Thru May	% Change	Trending	Total
Administrative Law	2013	-	-	-	1	-	-	-	-	-	-	-	-	1			1
Contested Divorce	2013	8	6	12	16	2	6	6	10	7	12	10	9	44			104
	2014	9	5	14	13	14	-	-	-	-	-	-	-	55	25.0%	▲	55
Domestic and Family - Level 1	2013	2	4	4	4	6	2	9	4	3	-	4	4	20			46
	2014	2	-	1	15	11	-	-	-	-	-	-	-	29	45.0%	▲	29
Domestic and Family - Level 2	2013	-	3	1	-	-	-	1	3	2	1	-	-	4			11
	2014	-	1	-	-	3	-	-	-	-	-	-	-	4	0.0%	↔	4
General Civil - Level 1	2013	-	2	1	-	-	-	-	-	-	-	-	-	3			3
	2014	-	-	-	1	-	-	-	-	-	-	-	-	1	-66.7%	▼	1
General Civil - Level 2	2013	2	-	2	2	-	1	1	4	3	1	2	1	6			19
	2014	1	2	2	5	2	-	-	-	-	-	-	-	12	100.0%	▲	12
General Civil - Level 3	2013	1	-	1	1	5	1	-	11	2	2	-	-	8			24
	2014	-	7	1	2	5	-	-	-	-	-	-	-	15	87.5%	▲	15
Miscellaneous	2013	57	36	27	34	20	21	26	13	29	33	16	23	174			335
	2014	24	45	52	22	10	-	-	-	-	-	-	-	153	-12.1%	▼	153
Misdemeanor	2013	5	6	8	1	3	2	2	9	6	9	11	10	23			72
	2014	12	6	4	9	8	-	-	-	-	-	-	-	39	69.6%	▲	39
Non-Capital Felonies and Related Matters	2013	23	22	28	19	41	38	49	46	43	52	19	37	133			417
	2014	77	29	44	37	44	-	-	-	-	-	-	-	231	73.7%	▲	231
Other	2013	43	25	60	34	27	33	25	33	32	26	19	47	189			404
	2014	46	30	72	33	37	-	-	-	-	-	-	-	218	15.3%	▲	218
Other Criminally Related Matters	2013	-	-	-	1	2	2	2	1	2	-	2	2	3			14
	2014	-	1	3	3	-	-	-	-	-	-	-	-	7	133.3%	▲	7
Probates/Wills and Trusts - Level 2	2013	-	-	-	-	1	-	-	-	-	2	-	1	1			4
	2014	1	1	-	-	-	-	-	-	-	-	-	-	2	100.0%	▲	2
Uncontested Divorce	2013	17	23	32	29	23	22	21	22	20	17	17	13	124			256
	2014	20	18	41	27	15	-	-	-	-	-	-	-	121	-2.4%	▼	121

Type of Court: Circuit

Locale/Circuit: Clarke 26

Start/End Date: Jan-13 / May-14

Type of Case: Filings

AVG. Month: 65

2013 AVG Month: 63

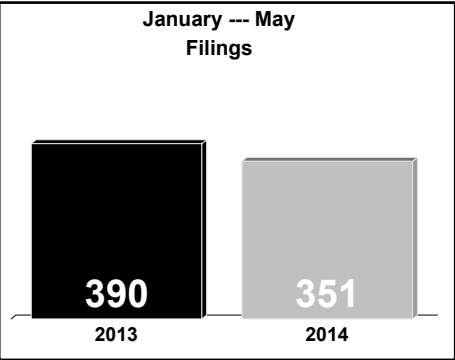
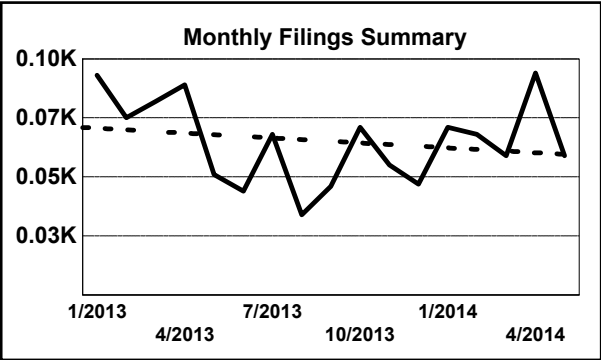
2014 AVG Month: 70

Jan-May 2013: 390

Jan-May 2014: 351

Filings Trending: Downward ▼

D
a
s
h
b
o
a
r
d



	Jan	Feb	Mar	Apr	May	Jun	Jul	Aug	Sep	Oct	Nov	Dec	Thru May	% Change	Trending	Total
2013	93	75	82	89	51	44	68	34	46	71	55	47	390			755
2014	71	68	59	94	59	-	-	-	-	-	-	-	351	-10.0%	▼	351

		Jan	Feb	Mar	Apr	May	Jun	Jul	Aug	Sep	Oct	Nov	Dec	Thru May	% Change	Trending	Total
Contested Divorce	2013	3	1	2	5	2	1	3	2	1	3	3	1	13			27
	2014	4	4	3	1	2	-	-	-	-	-	-	-	14	7.7%	▲	14
Domestic and Family - Level 1	2013	1	1	-	1	-	-	1	-	2	-	-	-	3	0.0%	↔	6
	2014	-	1	-	2	-	-	-	-	-	-	-	-	3	0.0%	↔	3
Domestic and Family - Level 2	2013	-	-	-	2	1	-	-	1	1	1	-	-	3			6
	2014	2	1	-	1	1	-	-	-	-	-	-	-	5	66.7%	▲	5
General Civil - Level 2	2013	-	1	1	3	2	4	1	-	1	1	-	1	7			15
	2014	1	-	-	1	4	-	-	-	-	-	-	-	6	-14.3%	▼	6
General Civil - Level 3	2013	1	-	-	1	1	1	-	-	-	1	2	2	3			9
	2014	-	2	2	3	1	-	-	-	-	-	-	-	8	166.7%	▲	8
Miscellaneous	2013	61	46	48	36	30	16	29	30	23	24	30	26	221			399
	2014	41	28	40	22	28	-	-	-	-	-	-	-	159	-28.1%	▼	159
Misdemeanor	2013	7	6	7	13	5	4	9	-	4	11	5	3	38			74
	2014	1	11	4	12	6	-	-	-	-	-	-	-	34	-10.5%	▼	34
Non-Capital Felonies and Related Matters	2013	18	8	22	22	7	14	23	-	6	25	11	10	77			166
	2014	9	13	8	44	10	-	-	-	-	-	-	-	84	9.1%	▲	84
Other	2013	-	-	-	-	-	-	1	-	-	-	2	-	0			3
	2014	3	-	1	1	1	-	-	-	-	-	-	-	6	0.0%	↔	6
Other Criminally Related Matters	2013	-	2	-	1	1	1	1	-	3	3	-	1	4			13
	2014	5	6	1	3	-	-	-	-	-	-	-	-	15	275.0%	▲	15
Probates/Wills and Trusts	2014	1	-	-	-	-	-	-	-	-	-	-	-	1			1
Probates/Wills and Trusts	2013	-	3	-	-	-	-	-	-	1	-	-	-	3			4
Uncontested Divorce	2013	2	7	2	5	2	3	-	1	4	2	2	3	18			33
	2014	4	2	-	4	6	-	-	-	-	-	-	-	16	-11.1%	▼	16

Type of Court: Circuit

Locale/Circuit: Frederick 26

Start/End Date: Jan-13 / May-14

Type of Case: Filings

AVG. Month: 408

2013 AVG Month: 408

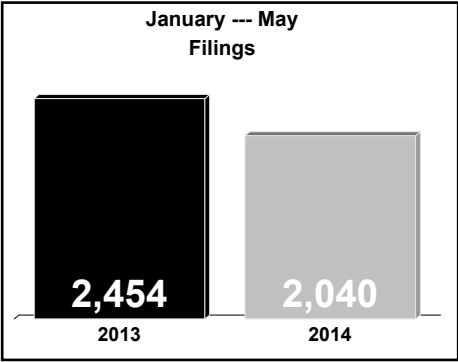
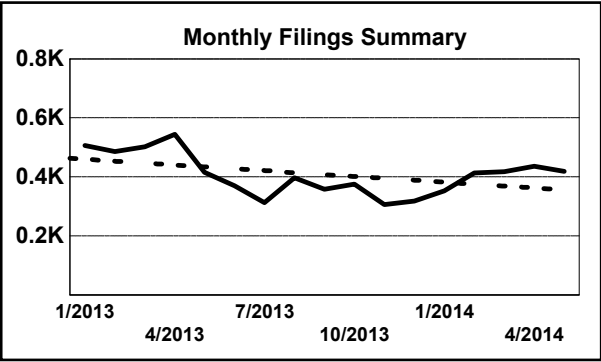
2014 AVG Month: 408

Jan-May 2013: 2,454

Jan-May 2014: 2,040

Filings Trending: Downward ▼

D
a
s
h
b
o
a
r
d



	Jan	Feb	Mar	Apr	May	Jun	Jul	Aug	Sep	Oct	Nov	Dec	Thru May	% Change	Trending	Total
2013	506	486	502	544	416	370	313	397	358	376	306	318	2,454			4,892
2014	353	414	418	436	419	-	-	-	-	-	-	-	2,040	-16.9%	▼	2,040

		Jan	Feb	Mar	Apr	May	Jun	Jul	Aug	Sep	Oct	Nov	Dec	Thru May	% Change	Trending	Total
Administrative Law	2013	1	-	-	-	-	1	-	-	-	-	1	-	1			3
	2014	-	-	-	1	-	-	-	-	-	-	-	-	1	0.0%	↔	1
Contested Divorce	2013	12	7	15	12	13	14	10	16	3	11	10	7	59			130
	2014	8	13	10	4	2	-	-	-	-	-	-	-	37	-37.3%	▼	37
Domestic and Family - Level 1	2013	2	7	5	7	2	7	6	2	6	2	4	4	23			54
	2014	-	1	4	7	8	-	-	-	-	-	-	-	20	-13.0%	▼	20
Domestic and Family - Level 2	2013	3	1	1	3	1	4	2	3	-	4	5	4	9			31
	2014	2	2	-	5	1	-	-	-	-	-	-	-	10	11.1%	▲	10
General Civil - Level 1	2013	-	-	1	-	-	-	-	-	-	1	-	2	1			4
	2014	-	-	2	-	1	-	-	-	-	-	-	-	3	200.0%	▲	3
General Civil - Level 2	2013	15	7	3	11	9	5	7	9	8	8	5	7	45			94
	2014	8	5	7	5	10	-	-	-	-	-	-	-	35	-22.2%	▼	35
General Civil - Level 3	2013	2	2	2	2	7	8	3	4	3	3	7	1	15			44
	2014	2	3	3	3	2	-	-	-	-	-	-	-	13	-13.3%	▼	13
Miscellaneous	2013	298	280	221	162	118	110	118	121	131	137	107	125	1,079			1,928
	2014	164	157	157	175	121	-	-	-	-	-	-	-	774	-28.3%	▼	774
Misdemeanor	2013	34	32	61	45	39	96	46	48	35	40	33	34	211			543
	2014	34	34	54	48	48	-	-	-	-	-	-	-	218	3.3%	▲	218
Non-Capital Felonies and Related Matters	2013	97	113	149	261	189	92	94	172	147	131	113	114	809			1,672
	2014	117	178	148	167	197	-	-	-	-	-	-	-	807	-0.2%	▼	807
Other	2013	-	-	1	-	-	-	-	1	-	-	-	1	1			3
	2014	-	1	-	-	3	-	-	-	-	-	-	-	4	300.0%	▲	4
Other Criminally Related Matters	2013	11	6	5	13	4	7	4	3	7	9	3	4	39			76
	2014	2	2	6	3	5	-	-	-	-	-	-	-	18	-53.8%	▼	18
Probates/Wills and Trusts - Level 2	2013	5	5	1	1	3	3	1	2	2	4	1	1	15			29
	2014	3	1	2	3	3	-	-	-	-	-	-	-	12	-20.0%	▼	12
Uncontested Divorce	2013	26	26	37	27	31	23	22	16	16	26	17	14	147			281
	2014	13	17	25	15	18	-	-	-	-	-	-	-	88	-40.1%	▼	88

Type of Court: Circuit

Locale/Circuit: Page 26

Start/End Date: Jan-13 / May-14

Type of Case: Filings

AVG. Month: 134

2013 AVG Month: 134

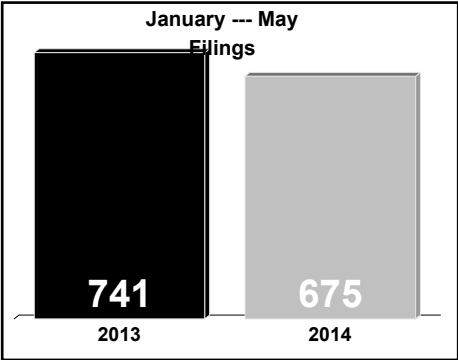
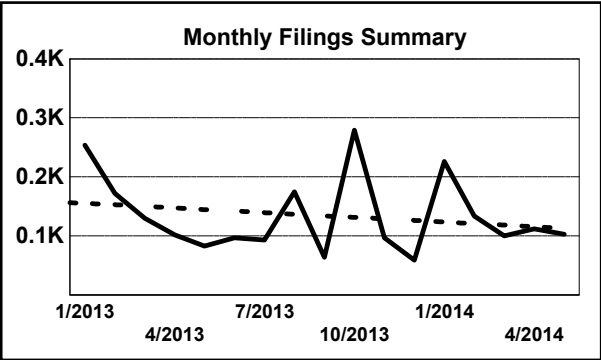
2014 AVG Month: 135

Jan-May 2013: 741

Jan-May 2014: 675

Filings Trending: Downward ▼

D
a
s
h
b
o
a
r
d



	Jan	Feb	Mar	Apr	May	Jun	Jul	Aug	Sep	Oct	Nov	Dec	Thru May	% Change	Trending	Total
2013	254	172	130	102	83	97	93	175	64	279	97	59	741			1,605
2014	226	134	100	112	103	-	-	-	-	-	-	-	675	-8.9%	▼	675

		Jan	Feb	Mar	Apr	May	Jun	Jul	Aug	Sep	Oct	Nov	Dec	Thru May	% Change	Trending	Total
Contested Divorce	2013	2	3	3	2	3	2	2	5	1	8	2	-	13			33
	2014	3	4	1	4	1	-	-	-	-	-	-	-	13	0.0%	↔	13
Domestic and Family - Level 1	2013	-	4	2	3	5	1	2	6	2	3	1	2	14			31
	2014	2	5	5	2	5	-	-	-	-	-	-	-	19	35.7%	▲	19
Domestic and Family - Level 2	2013	1	3	-	-	4	1	-	1	1	2	-	1	8			14
	2014	-	-	1	1	-	-	-	-	-	-	-	-	2	-75.0%	▼	2
General Civil - Level 1	2013	-	-	-	1	-	-	-	-	-	-	-	-	1			1
	2014	2	4	2	3	-	3	2	1	5	4	4	6	11			36
General Civil - Level 2	2013	2	4	2	3	-	3	2	1	5	4	4	6	11			36
	2014	3	3	2	2	1	-	-	-	-	-	-	-	11	0.0%	↔	11
General Civil - Level 3	2013	-	3	-	6	3	-	-	-	4	7	2	-	12			25
	2014	2	1	-	1	-	-	-	-	-	-	-	-	4	-66.7%	▼	4
Miscellaneous	2013	82	75	63	44	28	33	25	27	16	37	30	34	292			494
	2014	56	64	48	36	30	-	-	-	-	-	-	-	234	-19.9%	▼	234
Misdemeanor	2013	62	17	18	11	12	5	18	39	8	61	13	1	120			265
	2014	42	8	12	11	15	-	-	-	-	-	-	-	88	-26.7%	▼	88
Non-Capital Felonies and Related Matters	2013	90	48	35	19	22	39	34	87	22	147	36	9	214			588
	2014	107	37	25	47	39	-	-	-	-	-	-	-	255	19.2%	▲	255
Other	2013	3	5	1	3	1	2	2	-	1	2	3	3	13			26
	2014	1	4	-	1	1	-	-	-	-	-	-	-	7	-46.2%	▼	7
Other Criminally Related Matters	2013	1	-	-	4	2	1	-	1	-	2	1	1	7			13
	2014	2	-	2	2	-	-	-	-	-	-	-	-	6	-14.3%	▼	6
Probates/Wills and Trusts - Level 1	2013	1	-	1	-	-	-	-	-	-	1	-	-	2			3
	2014	-	-	2	-	1	-	-	-	-	-	-	-	3	50.0%	▲	3
Probates/Wills and Trusts - Level 2	2013	1	2	1	-	1	-	-	-	-	-	-	-	5			5
	2014	1	-	-	-	4	-	-	-	-	-	-	-	5	0.0%	↔	5
Protective Orders	2013	-	1	-	1	1	-	-	-	-	-	-	-	3			3
	2014	-	1	-	-	-	-	-	-	-	-	-	-	1	-66.7%	▼	1
Uncontested Divorce	2013	9	7	4	5	1	10	8	8	4	5	5	2	26			68
	2014	7	7	2	5	6	-	-	-	-	-	-	-	27	3.8%	▲	27

Type of Court: Circuit

Locale/Circuit: Rockingham 26

Start/End Date: Jan-13 / May-14

Type of Case: Filings

AVG. Month: 602

2013 AVG Month: 585

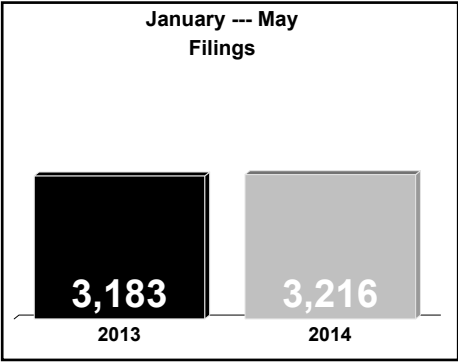
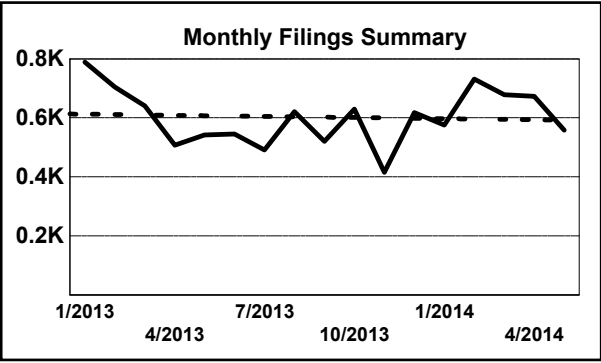
2014 AVG Month: 643

Jan-May 2013: 3,183

Jan-May 2014: 3,216

Filings Trending: Steady ↔

D
a
s
h
b
o
a
r
d



	Jan	Feb	Mar	Apr	May	Jun	Jul	Aug	Sep	Oct	Nov	Dec	Thru May	% Change	Trending	Total
2013	789	704	640	508	542	545	491	621	521	630	416	618	3,183			7,025
2014	576	731	678	673	558	-	-	-	-	-	-	-	3,216	1.0%	▲	3,216

		Jan	Feb	Mar	Apr	May	Jun	Jul	Aug	Sep	Oct	Nov	Dec	Thru May	% Change	Trending	Total
Administrative Law	2013	-	-	1	-	3	-	-	-	2	-	-	-	4			6
Contested Divorce	2013	15	14	11	12	18	7	11	12	13	16	10	9	70			148
	2014	13	13	7	15	12	-	-	-	-	-	-	-	60	-14.3%	▼	60
Domestic and Family - Level 1	2013	7	6	9	5	6	14	5	9	4	3	16	2	33			86
	2014	6	3	14	7	6	-	-	-	-	-	-	-	36	9.1%	▲	36
Domestic and Family - Level 2	2013	8	4	7	2	5	7	4	9	2	3	1	7	26			59
	2014	3	5	1	9	7	-	-	-	-	-	-	-	25	-3.8%	▼	25
General Civil - Level 1	2013	2	-	-	-	1	1	3	3	-	4	-	2	3			16
	2014	-	-	1	1	1	-	-	-	-	-	-	-	3	0.0%	↔	3
General Civil - Level 2	2013	14	11	14	17	16	13	12	22	14	10	7	8	72			158
	2014	13	21	21	12	12	-	-	-	-	-	-	-	79	9.7%	▲	79
General Civil - Level 3	2013	6	6	4	7	6	3	5	9	4	3	6	5	29			64
	2014	3	4	3	8	3	-	-	-	-	-	-	-	21	-27.6%	▼	21
Miscellaneous	2013	433	297	222	191	143	127	144	161	168	160	149	180	1,286			2,375
	2014	209	241	255	229	156	-	-	-	-	-	-	-	1,090	-15.2%	▼	1,090
Misdemeanor	2013	37	46	50	34	52	53	45	82	45	61	29	58	219			592
	2014	52	69	62	60	48	-	-	-	-	-	-	-	291	32.9%	▲	291
Non-Capital Felonies and Related Matters	2013	161	192	200	135	165	208	158	214	159	274	118	228	853			2,212
	2014	156	244	217	228	239	-	-	-	-	-	-	-	1,084	27.1%	▲	1,084
Other	2013	67	67	73	71	82	81	63	57	70	59	52	96	360			838
	2014	83	77	43	68	43	-	-	-	-	-	-	-	314	-12.8%	▼	314
Other Criminally Related Matters	2013	14	12	17	6	12	5	15	9	15	7	3	3	61			118
	2014	8	17	9	5	8	-	-	-	-	-	-	-	47	-23.0%	▼	47
Probates/Wills and Trusts - Level 1	2013	-	-	1	-	-	-	-	1	1	-	-	-	1			3
	2014	1	-	-	1	-	-	-	-	-	-	-	-	2	100.0%	▲	2
Probates/Wills and Trusts - Level 2	2013	5	2	1	1	2	5	3	1	1	1	2	3	11			27
	2014	3	-	8	1	1	-	-	-	-	-	-	-	13	18.2%	▲	13
Protective Orders	2013	-	1	-	-	1	-	-	1	2	-	2	-	2			7
	2014	1	3	4	2	-	-	-	-	-	-	-	-	10	400.0%	▲	10
Uncontested Divorce	2013	20	46	30	27	30	21	23	31	21	29	21	17	153			316
	2014	25	34	33	27	22	-	-	-	-	-	-	-	141	-7.8%	▼	141

Type of Court: Circuit

Locale/Circuit: Shenandoah 26

Start/End Date: Jan-13 / May-14

Type of Case: Filings

AVG. Month: 291

2013 AVG Month: 297

2014 AVG Month: 278

Jan-May 2013: 1,696

Jan-May 2014: 1,390

Filings Trending: Downward ▼

D

a

s

h

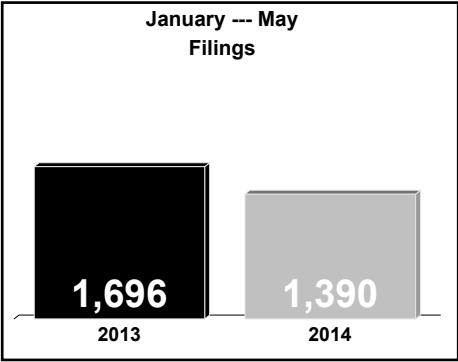
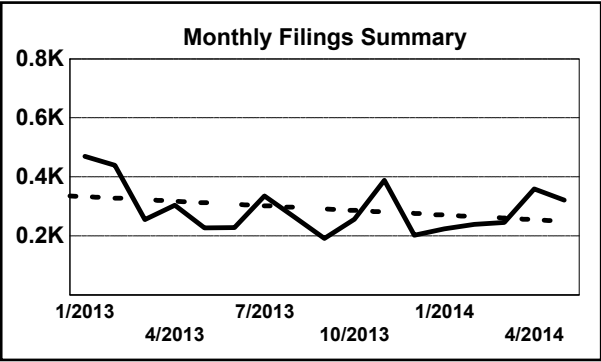
b

o

a

r

d



	Jan	Feb	Mar	Apr	May	Jun	Jul	Aug	Sep	Oct	Nov	Dec	Thru May	% Change	Trending	Total
2013	470	439	256	304	227	228	336	264	192	257	389	203	1,696			3,565
2014	224	239	246	359	322	-	-	-	-	-	-	-	1,390	-18.0%	▼	1,390

		Jan	Feb	Mar	Apr	May	Jun	Jul	Aug	Sep	Oct	Nov	Dec	Thru May	% Change	Trending	Total
Administrative Law	2013	-	1	-	-	-	-	-	-	-	-	-	-	1			1
	2014	-	-	-	1	1	-	-	-	-	-	-	-	2	100.0%	▲	2
Contested Divorce	2013	6	4	2	6	2	2	3	3	2	4	3	2	20			39
	2014	1	8	2	9	4	-	-	-	-	-	-	-	24	20.0%	▲	24
Domestic and Family - Level 1	2013	4	7	6	3	2	5	-	2	7	5	1	5	22			47
	2014	-	4	6	6	12	-	-	-	-	-	-	-	28	27.3%	▲	28
Domestic and Family - Level 2	2013	-	7	1	1	2	1	1	1	2	1	1	1	11			19
	2014	1	2	3	1	1	-	-	-	-	-	-	-	8	-27.3%	▼	8
General Civil - Level 1	2013	-	-	-	-	-	-	-	1	-	-	-	1	0			2
	2014	1	-	-	-	-	-	-	-	-	-	-	-	1	0.0%	↔	1
General Civil - Level 2	2013	4	4	4	7	5	5	8	4	1	-	1	2	24			45
	2014	2	2	3	6	7	-	-	-	-	-	-	-	20	-16.7%	▼	20
General Civil - Level 3	2013	4	3	2	3	2	3	2	2	2	1	2	2	14			28
	2014	1	3	3	2	1	-	-	-	-	-	-	-	10	-28.6%	▼	10
Miscellaneous	2013	159	160	163	111	68	72	75	83	74	99	77	76	661			1,217
	2014	94	87	101	88	57	-	-	-	-	-	-	-	427	-35.4%	▼	427
Misdemeanor	2013	62	60	2	30	16	11	38	30	10	34	28	18	170			339
	2014	24	34	21	29	16	-	-	-	-	-	-	-	124	-27.1%	▼	124
Non-Capital Felonies and Related Matters	2013	169	108	7	105	75	36	134	89	22	81	224	6	464			1,056
	2014	67	48	13	124	121	-	-	-	-	-	-	-	373	-19.6%	▼	373
Other	2013	53	70	55	26	40	86	61	39	57	20	31	79	244			617
	2014	20	36	77	77	93	-	-	-	-	-	-	-	303	24.2%	▲	303
Other Criminally Related Matters	2013	1	2	1	4	1	1	4	1	5	1	9	3	9			33
	2014	-	3	1	6	-	-	-	-	-	-	-	-	10	11.1%	▲	10
Probates/Wills and Trusts	2013	-	-	-	-	-	-	-	-	-	1	-	-	0			1
Probates/Wills and Trusts - Level 2	2013	2	-	2	-	1	-	1	1	1	3	-	1	5	0.0%	↔	12
	2014	4	1	4	-	-	-	-	-	-	-	-	-	9	80.0%	▲	9
Uncontested Divorce	2013	6	13	11	8	13	6	9	8	9	7	12	7	51			109
	2014	9	11	12	10	9	-	-	-	-	-	-	-	51	0.0%	↔	51

Type of Court: Circuit

Locale/Circuit: Warren 26

Start/End Date: Jan-13 / May-14

Type of Case: Filings

AVG. Month: 256

2013 AVG Month: 268

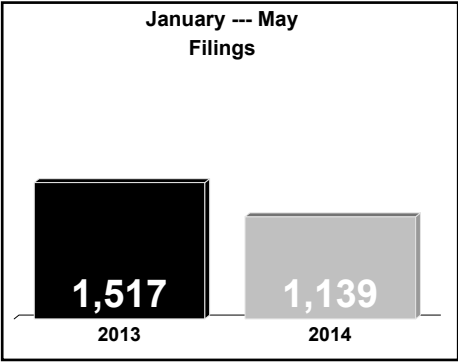
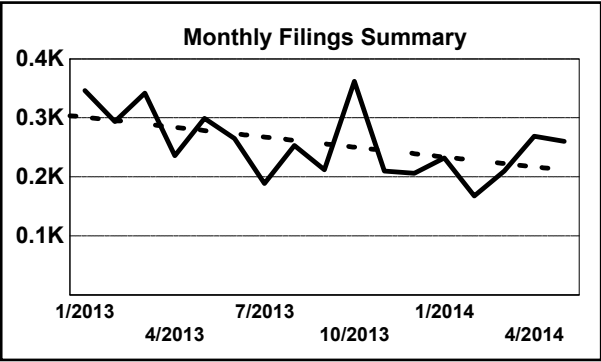
2014 AVG Month: 228

Jan-May 2013: 1,517

Jan-May 2014: 1,139

Filings Trending: Downward ▼

D
a
s
h
b
o
a
r
d

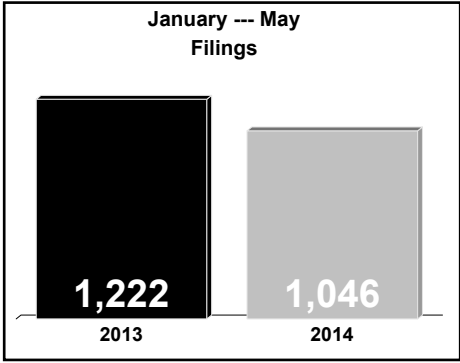
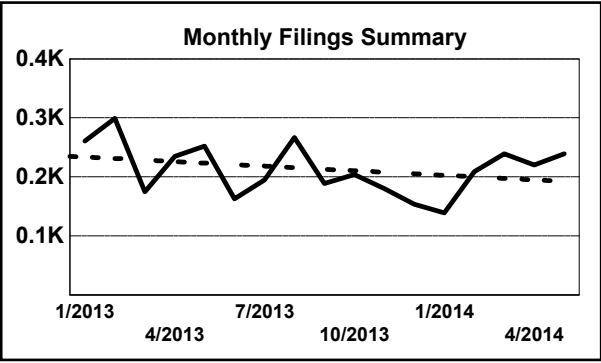


	Jan	Feb	Mar	Apr	May	Jun	Jul	Aug	Sep	Oct	Nov	Dec	Thru May	% Change	Trending	Total
2013	346	294	342	236	299	265	189	253	212	362	210	206	1,517			3,214
2014	232	168	210	269	260	-	-	-	-	-	-	-	1,139	-24.9%	▼	1,139

		Jan	Feb	Mar	Apr	May	Jun	Jul	Aug	Sep	Oct	Nov	Dec	Thru May	% Change	Trending	Total
Administrative Law	2013	-	-	1	-	-	-	1	-	-	1	-	-	1			3
Contested Divorce	2013	4	7	8	15	10	8	5	5	8	9	4	5	44			88
	2014	6	10	5	8	9	-	-	-	-	-	-	-	38	-13.6%	▼	38
Domestic and Family - Level 1	2013	6	5	11	4	11	8	11	2	18	21	5	4	37			106
	2014	-	11	6	2	5	-	-	-	-	-	-	-	24	-35.1%	▼	24
Domestic and Family - Level 2	2013	5	-	-	2	-	3	-	-	2	5	-	7	7			24
	2014	-	3	2	3	7	-	-	-	-	-	-	-	15	114.3%	▲	15
General Civil - Level 1	2013	-	-	-	-	-	-	-	-	-	-	1	-	0			1
	2014	-	2	1	-	-	-	-	-	-	-	-	-	3	0.0%	↔	3
General Civil - Level 2	2013	5	6	7	15	7	7	1	8	6	5	2	4	40			73
	2014	6	2	7	4	4	-	-	-	-	-	-	-	23	-42.5%	▼	23
General Civil - Level 3	2013	3	1	4	1	2	1	5	1	-	1	1	-	11			20
	2014	-	-	2	1	3	-	-	-	-	-	-	-	6	-45.5%	▼	6
Miscellaneous	2013	161	125	117	99	76	77	57	62	75	83	64	74	578			1,070
	2014	96	84	94	93	67	-	-	-	-	-	-	-	434	-24.9%	▼	434
Misdemeanor	2013	19	20	21	11	22	11	11	16	26	23	17	7	93			204
	2014	14	3	18	18	15	-	-	-	-	-	-	-	68	-26.9%	▼	68
Non-Capital Felonies and Related Matters	2013	81	46	103	25	79	100	31	101	25	135	85	61	334			872
	2014	82	37	41	107	123	-	-	-	-	-	-	-	390	16.8%	▲	390
Other	2013	47	68	53	40	71	28	27	26	23	57	20	30	279			490
	2014	3	-	-	-	-	-	-	-	-	-	-	-	3	-98.9%	▼	3
Other Criminally Related Matters	2013	2	3	1	4	1	3	15	10	4	2	-	1	11			46
	2014	8	2	10	7	4	-	-	-	-	-	-	-	31	181.8%	▲	31
Probates/Wills and Trusts	2013	1	-	-	-	-	1	-	-	-	-	-	-	1			2
Probates/Wills and Trusts - Level 2	2013	-	-	1	3	-	-	-	-	1	1	-	-	4			6
	2014	-	-	2	1	1	-	-	-	-	-	-	-	4	0.0%	↔	4
Protective Orders	2013	-	-	-	-	-	-	-	-	-	-	1	-	0			1
Uncontested Divorce	2013	12	13	15	17	20	18	25	22	24	19	10	13	77	0.0%	↔	208
	2014	17	14	22	25	22	-	-	-	-	-	-	-	100	29.9%	▲	100

Type of Court: Circuit
Locale/Circuit: Winchester 26
Start/End Date: Jan-13 / May-14
Type of Case: Filings
AVG. Month: 213
2013 AVG Month: 215
2014 AVG Month: 209
Jan-May 2013: 1,222
Jan-May 2014: 1,046
Filings Trending: Downward ▼

D
a
s
h
b
o
a
r
d

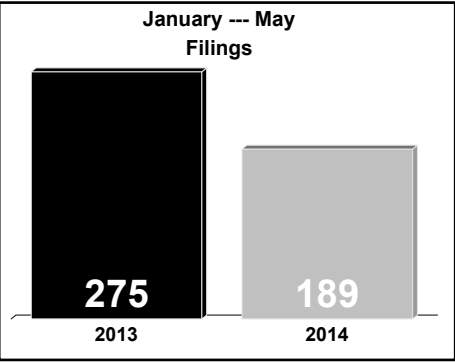
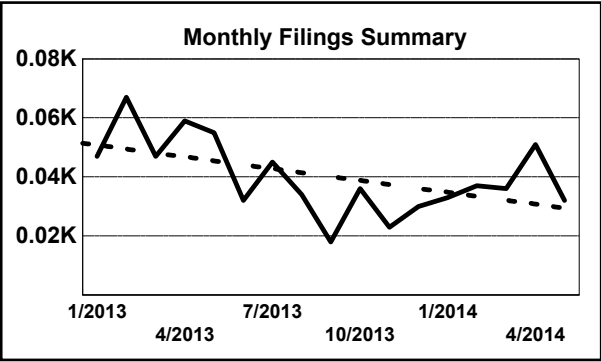


	Jan	Feb	Mar	Apr	May	Jun	Jul	Aug	Sep	Oct	Nov	Dec	Thru May	% Change	Trending	Total
2013	261	299	175	235	252	163	195	267	189	204	180	154	1,222			2,574
2014	139	209	239	220	239	-	-	-	-	-	-	-	1,046	-14.4%	▼	1,046

		Jan	Feb	Mar	Apr	May	Jun	Jul	Aug	Sep	Oct	Nov	Dec	Thru May	% Change	Trending	Total
Administrative Law	2013	-	-	-	-	-	1	-	-	-	-	-	-	0			1
Contested Divorce	2013	2	6	1	3	3	4	3	3	4	4	5	6	15	0.0%	↔	44
	2014	5	7	6	8	5	-	-	-	-	-	-	-	31	106.7%	▲	31
Domestic and Family - Level 1	2013	1	2	1	4	-	3	2	3	-	6	1	4	8			27
	2014	1	2	4	4	1	-	-	-	-	-	-	-	12	50.0%	▲	12
Domestic and Family - Level 2	2013	-	1	-	-	4	2	-	1	1	1	1	4	5			15
	2014	-	2	2	1	-	-	-	-	-	-	-	-	5	0.0%	↔	5
General Civil - Level 1	2013	4	-	-	-	1	1	-	3	1	-	-	-	5			10
	2014	-	-	-	1	1	-	-	-	-	-	-	-	2	-60.0%	▼	2
General Civil - Level 2	2013	7	6	2	13	5	4	3	8	6	1	3	2	33			60
	2014	2	8	2	3	7	-	-	-	-	-	-	-	22	-33.3%	▼	22
General Civil - Level 3	2013	4	1	3	2	3	3	1	1	6	-	1	-	13			25
	2014	-	-	2	1	1	-	-	-	-	-	-	-	4	-69.2%	▼	4
Miscellaneous	2013	66	63	33	27	38	23	26	31	35	29	32	17	227			420
	2014	31	39	33	43	23	-	-	-	-	-	-	-	169	-25.6%	▼	169
Misdemeanor	2013	55	67	36	51	50	40	61	65	39	39	57	35	259			595
	2014	20	53	72	45	69	-	-	-	-	-	-	-	259	0.0%	↔	259
Non-Capital Felonies and Related Matters	2013	119	136	85	125	132	76	82	132	79	111	62	74	597			1,213
	2014	65	80	101	94	119	-	-	-	-	-	-	-	459	-23.1%	▼	459
Other	2013	1	4	3	4	-	2	1	2	7	3	4	6	12			37
	2014	4	3	2	5	4	-	-	-	-	-	-	-	18	50.0%	▲	18
Other Criminally Related Matters	2013	-	9	4	-	5	2	7	3	1	3	7	-	18			41
	2014	3	5	5	2	-	-	-	-	-	-	-	-	15	-16.7%	▼	15
Probates/Wills and Trusts - Level 1	2013	-	-	-	-	1	-	-	-	-	-	-	-	1			1
	2014	-	1	-	-	-	-	-	-	-	-	-	-	1	0.0%	↔	1
Probates/Wills and Trusts - Level 2	2013	-	-	-	1	-	-	-	1	1	-	-	1	1			4
	2014	1	1	1	-	1	-	-	-	-	-	-	-	4	300.0%	▲	4
Uncontested Divorce	2013	2	4	7	5	10	2	9	14	9	7	7	5	28			81
	2014	7	8	9	13	8	-	-	-	-	-	-	-	45	60.7%	▲	45

Type of Court: Circuit
Locale/Circuit: Bland 27
Start/End Date: Jan-13 / May-14
Type of Case: Filings
AVG. Month: 40
2013 AVG Month: 41
2014 AVG Month: 38
Jan-May 2013: 275
Jan-May 2014: 189
Filings Trending: Downward ▼

D
a
s
h
b
o
a
r
d



	Jan	Feb	Mar	Apr	May	Jun	Jul	Aug	Sep	Oct	Nov	Dec	Thru May	% Change	Trending	Total
2013	47	67	47	59	55	32	45	34	18	36	23	30	275			493
2014	33	37	36	51	32	-	-	-	-	-	-	-	189	-31.3%	▼	189

		Jan	Feb	Mar	Apr	May	Jun	Jul	Aug	Sep	Oct	Nov	Dec	Thru May	% Change	Trending	Total
Contested Divorce	2013	-	2	-	1	1	-	3	3	-	-	1	-	4			11
	2014	3	-	2	1	2	-	-	-	-	-	-	-	8	100.0%	▲	8
Domestic and Family - Lev	2013	1	3	-	-	1	-	-	1	-	-	-	-	5			6
Domestic and Family - Level 2	2013	2	-	1	-	-	-	3	-	1	-	-	-	3			7
	2014	1	-	-	-	-	-	-	-	-	-	-	-	1	-66.7%	▼	1
General Civil - Level 2	2013	1	3	1	-	1	1	1	-	1	-	-	1	6			10
	2014	-	-	-	1	-	-	-	-	-	-	-	-	1	-83.3%	▼	1
General Civil - Level 3	2013	-	-	-	1	-	-	1	-	-	-	-	2	1			4
	2014	-	-	-	1	-	-	-	-	-	-	-	-	1	0.0%	↔	1
Miscellaneous	2013	33	45	33	35	27	5	19	13	12	19	11	18	173			270
	2014	23	22	26	40	16	-	-	-	-	-	-	-	127	-26.6%	▼	127
Misdemeanor	2013	2	2	1	-	2	-	2	1	-	1	-	2	7			13
	2014	-	1	2	1	1	-	-	-	-	-	-	-	5	-28.6%	▼	5
Non-Capital Felonies and Related Matters	2013	4	9	9	20	19	23	13	14	4	12	8	6	61			141
	2014	2	11	3	5	9	-	-	-	-	-	-	-	30	-50.8%	▼	30
Other	2013	1	-	-	1	-	-	1	-	-	1	-	-	2			4
	2014	-	-	-	-	1	-	-	-	-	-	-	-	1	-50.0%	▼	1
Other Criminally Related Matters	2013	-	1	-	-	-	1	1	1	-	-	-	-	1			4
	2014	-	2	-	2	2	-	-	-	-	-	-	-	6	500.0%	▲	6
Probates/Wills and Trusts - Level 2	2013	1	1	-	-	-	-	-	-	-	1	1	-	2			4
	2014	-	1	-	-	1	-	-	-	-	-	-	-	2	0.0%	↔	2
Uncontested Divorce	2013	2	1	2	1	4	2	1	1	-	2	2	1	10			19
	2014	4	-	3	-	-	-	-	-	-	-	-	-	7	-30.0%	▼	7

Type of Court: Circuit

Locale/Circuit: Carroll 27

Start/End Date: Jan-13 / May-14

Type of Case: Filings

AVG. Month: 236

2013 AVG Month: 233

2014 AVG Month: 242

Jan-May 2013: 1,331

Jan-May 2014: 1,212

Filings Trending: Downward ▼

D

a

s

h

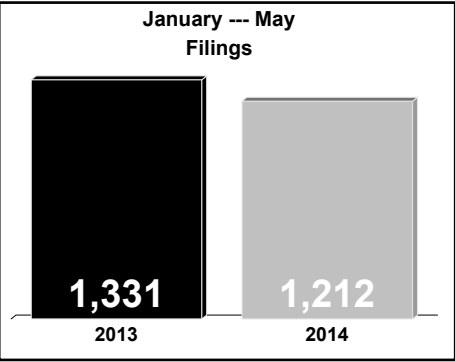
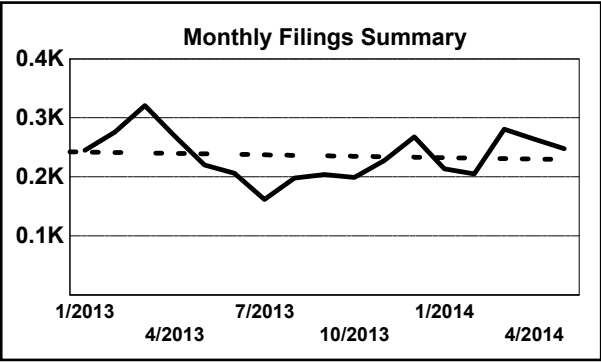
b

o

a

r

d



	Jan	Feb	Mar	Apr	May	Jun	Jul	Aug	Sep	Oct	Nov	Dec	Thru May	% Change	Trending	Total
2013	245	276	321	269	220	206	162	198	204	199	228	268	1,331			2,796
2014	214	205	281	264	248	-	-	-	-	-	-	-	1,212	-8.9%	▼	1,212

		Jan	Feb	Mar	Apr	May	Jun	Jul	Aug	Sep	Oct	Nov	Dec	Thru May	% Change	Trending	Total
Contested Divorce	2013	3	5	6	10	4	6	1	5	1	5	-	4	28			50
	2014	1	5	5	3	8	-	-	-	-	-	-	-	22	-21.4%	▼	22
Domestic and Family - Level 1	2013	1	2	3	12	1	5	-	4	4	4	2	3	19			41
	2014	5	-	3	5	5	-	-	-	-	-	-	-	18	-5.3%	▼	18
Domestic and Family - Level 2	2013	3	2	4	1	1	1	3	3	4	1	6	3	11			32
	2014	2	1	5	2	4	-	-	-	-	-	-	-	14	27.3%	▲	14
General Civil - Level 1	2013	-	2	-	2	1	1	-	-	-	1	-	-	5			7
	2014	2	3	1	1	-	-	-	-	-	-	-	-	7	40.0%	▲	7
General Civil - Level 2	2013	6	3	5	3	1	5	7	5	8	4	6	3	18			56
	2014	2	4	6	4	5	-	-	-	-	-	-	-	21	16.7%	▲	21
General Civil - Level 3	2013	3	3	2	2	-	16	7	3	4	1	4	1	10			46
	2014	2	4	9	3	2	-	-	-	-	-	-	-	20	100.0%	▲	20
Miscellaneous	2013	132	140	127	105	91	61	61	61	79	72	77	76	595			1,082
	2014	70	90	92	68	75	-	-	-	-	-	-	-	395	-33.6%	▼	395
Misdemeanor	2013	6	14	34	32	10	4	20	9	6	9	9	5	96			158
	2014	10	4	9	15	13	-	-	-	-	-	-	-	51	-46.9%	▼	51
Non-Capital Felonies and Related Matters	2013	45	56	90	48	63	64	22	56	59	56	81	130	302			770
	2014	80	44	88	90	81	-	-	-	-	-	-	-	383	26.8%	▲	383
Other	2013	25	26	30	21	29	27	23	31	25	24	23	25	131			309
	2014	24	30	29	26	22	-	-	-	-	-	-	-	131	0.0%	↔	131
Other Criminally Related Matters	2013	12	8	8	22	6	2	11	10	3	15	9	4	56			110
	2014	11	7	9	34	14	-	-	-	-	-	-	-	75	33.9%	▲	75
Probates/Wills and Trusts - Level 2	2013	3	5	1	3	4	3	2	2	3	1	4	5	16			36
	2014	-	3	10	3	7	-	-	-	-	-	-	-	23	43.8%	▲	23
Uncontested Divorce	2013	6	10	11	8	9	11	5	9	8	6	7	9	44			99
	2014	5	10	15	10	12	-	-	-	-	-	-	-	52	18.2%	▲	52

Type of Court: Circuit

Locale/Circuit: Floyd 27

Start/End Date: Jan-13 / May-14

Type of Case: Filings

AVG. Month: 85

2013 AVG Month: 92

2014 AVG Month: 70

Jan-May 2013: 489

Jan-May 2014: 349

Filings Trending: Downward ▼

D

a

s

h

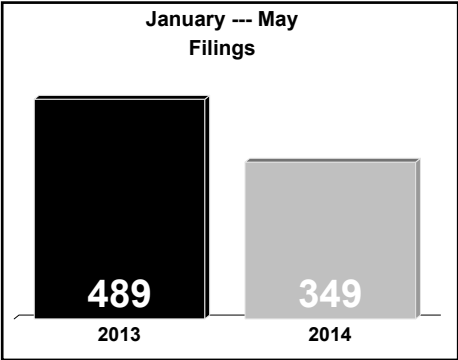
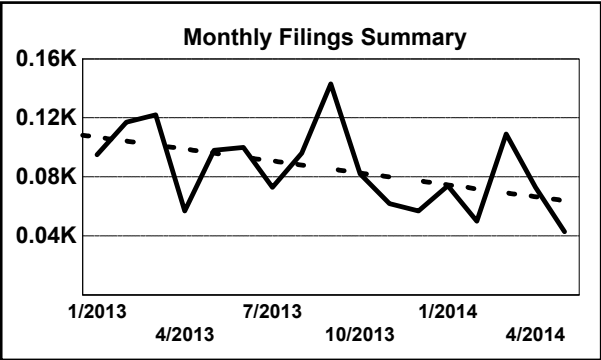
b

o

a

r

d

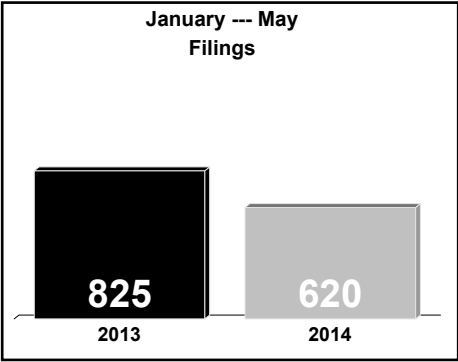
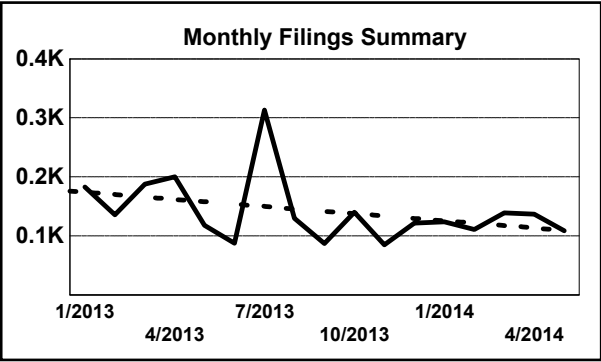


	Jan	Feb	Mar	Apr	May	Jun	Jul	Aug	Sep	Oct	Nov	Dec	Thru May	% Change	Trending	Total
2013	95	117	122	57	98	100	73	96	143	82	62	57	489			1,102
2014	74	50	109	73	43	-	-	-	-	-	-	-	349	-28.6%	▼	349

		Jan	Feb	Mar	Apr	May	Jun	Jul	Aug	Sep	Oct	Nov	Dec	Thru May	% Change	Trending	Total
Administrative Law	2013	-	-	-	-	1	-	1	-	-	-	-	-	1			2
Contested Divorce	2013	4	2	3	2	3	3	1	3	4	4	7	1	14			37
	2014	-	-	4	6	1	-	-	-	-	-	-	-	11	-21.4%	▼	11
Domestic and Family - Lev	2013	2	-	-	-	-	-	-	-	-	-	-	1	2			3
Domestic and Family - Level 2	2013	3	-	-	2	2	1	-	-	1	3	-	-	7			12
	2014	2	1	-	-	1	-	-	-	-	-	-	-	4	-42.9%	▼	4
General Civil - Level 1	2013	-	-	-	-	-	1	-	-	-	-	-	-	0			1
	2014	1	-	1	-	-	-	-	-	-	-	-	-	2	0.0%	↔	2
General Civil - Level 2	2013	1	2	4	1	2	2	2	2	1	3	1	-	10			21
	2014	2	3	-	-	-	-	-	-	-	-	-	-	5	-50.0%	▼	5
General Civil - Level 3	2013	1	2	-	2	4	-	6	5	2	1	-	-	9			23
	2014	1	1	1	1	-	-	-	-	-	-	-	-	4	-55.6%	▼	4
Miscellaneous	2013	58	72	61	35	35	35	27	37	31	39	30	22	261			482
	2014	39	29	51	39	18	-	-	-	-	-	-	-	176	-32.6%	▼	176
Misdemeanor	2013	5	3	10	2	9	5	5	5	9	7	4	11	29			75
	2014	8	5	18	10	8	-	-	-	-	-	-	-	49	69.0%	▲	49
Non-Capital Felonies and Related Matters	2013	18	30	42	10	33	50	26	33	90	21	11	19	133			383
	2014	16	3	32	10	12	-	-	-	-	-	-	-	73	-45.1%	▼	73
Other	2013	1	-	-	-	-	-	-	-	-	-	-	1	1			2
	2014	-	1	1	-	2	-	-	-	-	-	-	-	4	300.0%	▲	4
Other Criminally Related Matters	2013	-	-	-	-	3	-	3	5	-	-	-	-	3			11
	2014	1	2	-	2	1	-	-	-	-	-	-	-	6	100.0%	▲	6
Probates/Wills and Trusts - Level 2	2013	-	-	-	-	1	-	1	-	-	1	-	-	1			3
	2014	-	1	-	1	-	-	-	-	-	-	-	-	2	100.0%	▲	2
Uncontested Divorce	2013	2	6	2	3	5	3	1	6	5	3	9	2	18			47
	2014	4	4	1	4	-	-	-	-	-	-	-	-	13	-27.8%	▼	13

Type of Court: Circuit
Locale/Circuit: Giles 27
Start/End Date: Jan-13 / May-14
Type of Case: Filings
AVG. Month: 142
2013 AVG Month: 149
2014 AVG Month: 124
Jan-May 2013: 825
Jan-May 2014: 620
Filings Trending: Downward ▼

D
a
s
h
b
o
a
r
d



	Jan	Feb	Mar	Apr	May	Jun	Jul	Aug	Sep	Oct	Nov	Dec	Thru May	% Change	Trending	Total
2013	183	136	188	200	118	88	313	130	87	140	85	122	825			1,790
2014	124	111	139	137	109	-	-	-	-	-	-	-	620	-24.8%	▼	620

		Jan	Feb	Mar	Apr	May	Jun	Jul	Aug	Sep	Oct	Nov	Dec	Thru May	% Change	Trending	Total
Contested Divorce	2013	3	1	1	2	4	2	-	2	2	1	3	2	11			23
	2014	1	1	3	2	4	-	-	-	-	-	-	-	11	0.0%	↔	11
Domestic and Family - Level 1	2013	10	-	10	-	-	10	5	2	6	1	2	2	20			48
	2014	9	1	6	-	3	-	-	-	-	-	-	-	19	-5.0%	▼	19
Domestic and Family - Level 2	2013	1	-	6	-	-	3	1	1	1	-	-	-	7			13
	2014	-	-	3	-	1	-	-	-	-	-	-	-	4	-42.9%	▼	4
General Civil - Level 1	2013	-	-	-	-	2	-	1	-	-	-	-	-	2			3
	2014	-	-	1	-	-	-	-	-	-	-	-	-	1	-50.0%	▼	1
General Civil - Level 2	2013	3	1	5	3	10	1	1	2	3	3	1	2	22			35
	2014	1	3	1	3	4	-	-	-	-	-	-	-	12	-45.5%	▼	12
General Civil - Level 3	2013	2	1	4	-	10	3	3	-	1	5	1	-	17			30
	2014	9	4	1	-	-	-	-	-	-	-	-	-	14	-17.6%	▼	14
Miscellaneous	2013	106	80	69	140	47	7	74	43	34	38	34	41	442			713
	2014	28	47	51	47	38	-	-	-	-	-	-	-	211	-52.3%	▼	211
Misdemeanor	2013	2	9	2	7	2	14	23	10	4	11	8	4	22			96
	2014	8	2	6	11	4	-	-	-	-	-	-	-	31	40.9%	▲	31
Non-Capital Felonies and Related Matters	2013	49	38	81	43	30	45	197	44	29	71	23	60	241			710
	2014	59	46	54	67	44	-	-	-	-	-	-	-	270	12.0%	▲	270
Other	2014	-	1	-	-	-	-	-	-	-	-	-	-	1			1
Other Criminally Related Matters	2013	1	3	-	2	9	1	5	19	3	7	5	8	15			63
	2014	5	2	5	2	7	-	-	-	-	-	-	-	21	40.0%	▲	21
Probates/Wills and Trusts - Level 2	2013	1	1	1	2	2	1	2	3	1	-	1	-	7			15
	2014	1	3	2	2	1	-	-	-	-	-	-	-	9	28.6%	▲	9
Protective Orders	2013	2	-	-	-	-	-	-	-	-	2	-	-	2			4
Uncontested Divorce	2013	3	2	9	1	2	1	1	4	3	1	7	3	17			37
	2014	3	1	6	3	3	-	-	-	-	-	-	-	16	-5.9%	▼	16

Type of Court: Circuit

Locale/Circuit: Grayson 27

Start/End Date: Jan-13 / May-14

Type of Case: Filings

AVG. Month: 112

2013 AVG Month: 115

2014 AVG Month: 105

Jan-May 2013: 766

Jan-May 2014: 526

Filings Trending: Downward ▼

D

a

s

h

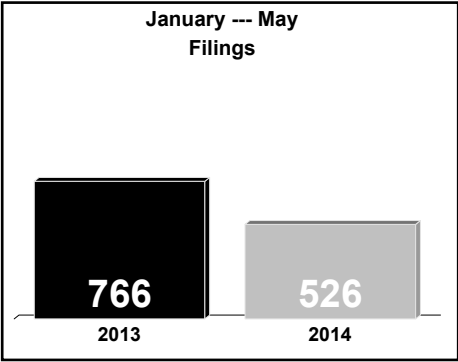
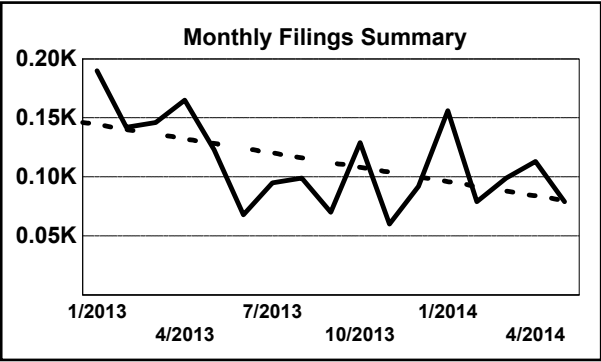
b

o

a

r

d



	Jan	Feb	Mar	Apr	May	Jun	Jul	Aug	Sep	Oct	Nov	Dec	Thru May	% Change	Trending	Total
2013	190	142	146	165	123	68	95	99	70	129	60	92	766			1,379
2014	156	79	99	113	79	-	-	-	-	-	-	-	526	-31.3%	▼	526

		Jan	Feb	Mar	Apr	May	Jun	Jul	Aug	Sep	Oct	Nov	Dec	Thru May	% Change	Trending	Total
Contested Divorce	2013	3	4	2	-	3	1	2	1	2	4	2	-	12			24
	2014	1	6	6	1	1	-	-	-	-	-	-	-	15	25.0%	▲	15
Domestic and Family - Level 1	2013	4	-	4	8	6	-	-	1	3	3	-	-	22			29
	2014	2	2	-	-	-	-	-	-	-	-	-	-	4	-81.8%	▼	4
Domestic and Family - Lev	2013	1	2	-	1	1	1	1	1	-	-	-	2	5			10
	2014	-	-	2	-	1	-	-	1	1	-	-	1	3			6
General Civil - Level 1	2013	-	-	2	-	-	-	-	-	-	-	-	-	1			1
	2014	-	1	-	-	-	-	-	-	-	-	-	-	1	-66.7%	▼	1
General Civil - Level 2	2013	2	1	3	4	2	-	2	-	1	3	3	1	12			22
	2014	2	1	-	1	1	-	-	-	-	-	-	-	5	-58.3%	▼	5
General Civil - Level 3	2013	1	1	1	2	1	2	1	3	1	2	3	-	6			18
	2014	-	-	1	-	1	-	-	-	-	-	-	-	2	-66.7%	▼	2
Miscellaneous	2013	94	94	79	64	60	34	30	35	36	40	30	42	391			638
	2014	38	43	62	51	30	-	-	-	-	-	-	-	224	-42.7%	▼	224
Misdemeanor	2013	15	6	16	8	11	8	6	10	9	7	8	5	56			109
	2014	11	6	5	5	10	-	-	-	-	-	-	-	37	-33.9%	▼	37
Non-Capital Felonies and Related Matters	2013	65	24	30	71	22	16	46	39	13	60	10	37	212			433
	2014	97	16	17	47	22	-	-	-	-	-	-	-	199	-6.1%	▼	199
Other	2013	-	1	2	1	2	2	1	1	-	1	-	1	6			12
	2014	-	2	-	1	1	-	-	-	-	-	-	-	4	-33.3%	▼	4
Other Criminally Related Matters	2013	-	1	1	3	2	2	2	2	1	1	2	2	7			19
	2014	3	-	-	3	2	-	-	-	-	-	-	-	8	14.3%	▲	8
Probates/Wills and Trusts	2013	-	-	-	-	-	-	-	-	-	-	-	1	0			1
Probates/Wills and Trusts - Level 2	2013	-	2	2	-	4	-	1	-	1	2	1	-	8	0.0%	↔	13
	2014	-	1	1	-	2	-	-	-	-	-	-	-	4	-50.0%	▼	4
Protective Orders	2013	1	-	-	-	1	-	-	2	-	1	-	-	2			5
	2014	-	-	-	1	-	-	-	-	-	-	-	-	1	-50.0%	▼	1
Uncontested Divorce	2013	4	6	4	3	7	2	3	3	2	5	1	-	24			40
	2014	2	1	7	3	9	-	-	-	-	-	-	-	22	-8.3%	▼	22

Type of Court: Circuit

Locale/Circuit: Montgomery 27

Start/End Date: Jan-13 / May-14

Type of Case: Filings

AVG. Month: 408

2013 AVG Month: 413

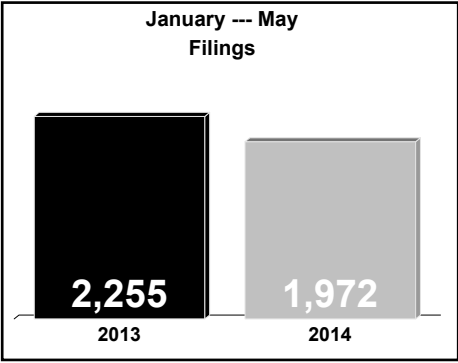
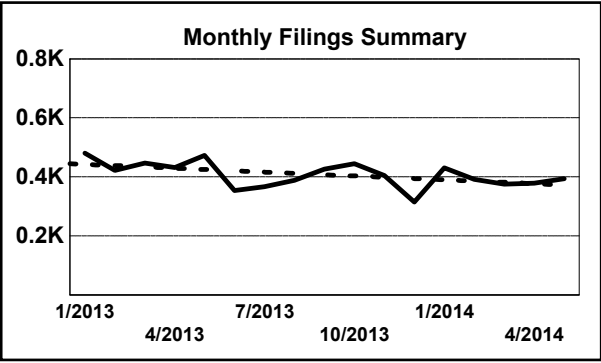
2014 AVG Month: 394

Jan-May 2013: 2,255

Jan-May 2014: 1,972

Filings Trending: Downward ▼

D
a
s
h
b
o
a
r
d



	Jan	Feb	Mar	Apr	May	Jun	Jul	Aug	Sep	Oct	Nov	Dec	Thru May	% Change	Trending	Total
2013	481	422	447	432	473	354	367	389	426	445	405	315	2,255			4,956
2014	431	392	376	379	394	-	-	-	-	-	-	-	1,972	-12.5%	▼	1,972

		Jan	Feb	Mar	Apr	May	Jun	Jul	Aug	Sep	Oct	Nov	Dec	Thru May	% Change	Trending	Total
Administrative Law	2013	-	1	-	2	1	1	-	-	-	-	2	-	4			7
	2014	-	2	-	-	-	-	-	-	-	-	-	-	2	-50.0%	▼	2
Contested Divorce	2013	7	12	16	7	15	9	7	14	6	5	4	10	57			112
	2014	7	7	11	5	9	-	-	-	-	-	-	-	39	-31.6%	▼	39
Domestic and Family - Level 1	2013	4	6	6	1	3	5	4	13	5	9	2	5	20			63
	2014	1	4	3	8	2	-	-	-	-	-	-	-	18	-10.0%	▼	18
Domestic and Family - Level 2	2013	4	3	3	4	4	1	4	8	2	1	3	2	18			39
	2014	8	-	5	5	4	-	-	-	-	-	-	-	22	22.2%	▲	22
General Civil - Level 1	2013	3	-	1	-	1	1	1	-	-	1	-	1	5			9
	2014	3	2	1	-	-	-	-	-	-	-	-	-	6	20.0%	▲	6
General Civil - Level 2	2013	11	8	6	7	10	6	6	10	11	9	8	9	42			101
	2014	18	7	15	10	6	-	-	-	-	-	-	-	56	33.3%	▲	56
General Civil - Level 3	2013	5	8	10	8	12	3	5	7	4	5	2	8	43			77
	2014	3	2	4	1	16	-	-	-	-	-	-	-	26	-39.5%	▼	26
Miscellaneous	2013	286	219	243	246	189	155	140	147	130	168	131	133	1,183			2,187
	2014	179	148	198	148	127	-	-	-	-	-	-	-	800	-32.4%	▼	800
Misdemeanor	2013	32	40	32	26	31	27	38	29	45	31	37	22	161			390
	2014	40	41	29	28	43	-	-	-	-	-	-	-	181	12.4%	▲	181
Non-Capital Felonies and Related Matters	2013	106	98	94	102	162	120	123	131	203	181	194	105	562			1,619
	2014	148	157	70	140	166	-	-	-	-	-	-	-	681	21.2%	▲	681
Other	2013	2	1	2	1	-	-	1	-	1	4	6	1	6			19
	2014	-	2	2	1	-	-	-	-	-	-	-	-	5	-16.7%	▼	5
Other Criminally Related Matters	2013	12	7	14	12	17	9	14	11	8	8	8	6	62			126
	2014	9	9	12	15	4	-	-	-	-	-	-	-	49	-21.0%	▼	49
Probates/Wills and Trusts - Level 1	2013	-	-	-	-	-	-	-	-	-	1	-	-	0			1
	2014	1	-	-	-	1	-	-	-	-	-	-	-	2	0.0%	↔	2
Probates/Wills and Trusts - Level 2	2013	-	2	3	2	8	4	7	2	4	1	1	2	15			36
	2014	1	2	2	1	1	-	-	-	-	-	-	-	7	-53.3%	▼	7
Uncontested Divorce	2013	9	17	17	14	20	13	17	17	7	21	7	11	77			170
	2014	13	9	24	17	15	-	-	-	-	-	-	-	78	1.3%	▲	78

Type of Court: Circuit

Locale/Circuit: Pulaski 27

Start/End Date: Jan-13 / May-14

Type of Case: Filings

AVG. Month: 283

2013 AVG Month: 290

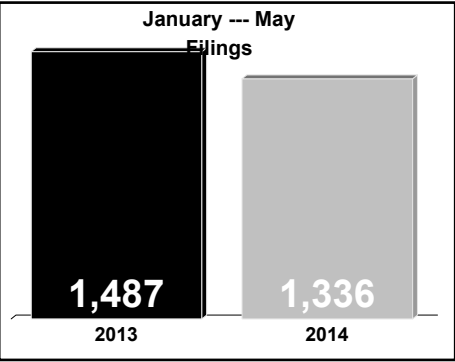
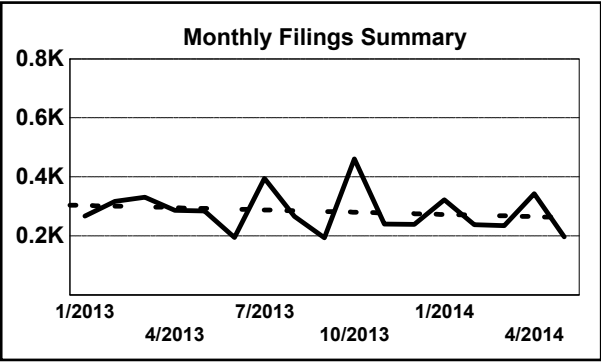
2014 AVG Month: 267

Jan-May 2013: 1,487

Jan-May 2014: 1,336

Filings Trending: Downward ▼

D
a
s
h
b
o
a
r
d

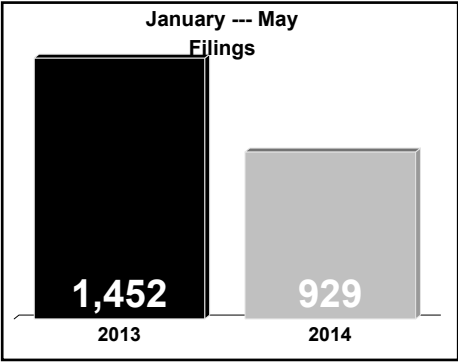
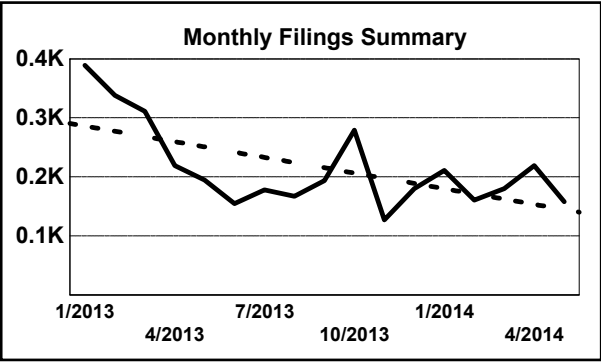


	Jan	Feb	Mar	Apr	May	Jun	Jul	Aug	Sep	Oct	Nov	Dec	Thru May	% Change	Trending	Total
2013	267	317	331	287	285	195	395	266	194	461	240	239	1,487			3,477
2014	323	238	235	343	197	-	-	-	-	-	-	-	1,336	-10.2%	▼	1,336

		Jan	Feb	Mar	Apr	May	Jun	Jul	Aug	Sep	Oct	Nov	Dec	Thru May	% Change	Trending	Total
Administrative Law	2013	-	-	1	-	1	-	-	-	-	-	2	-	2			4
	2014	-	-	1	-	-	-	-	-	-	-	-	-	1	-50.0%	▼	1
Contested Divorce	2013	2	5	9	4	7	1	6	1	3	3	7	4	27			52
	2014	4	3	9	4	4	-	-	-	-	-	-	-	24	-11.1%	▼	24
Domestic and Family - Level 1	2013	10	21	6	22	2	15	9	9	4	4	10	10	61			122
	2014	8	3	2	3	4	-	-	-	-	-	-	-	20	-67.2%	▼	20
Domestic and Family - Level 2	2013	2	1	3	2	3	1	1	2	1	3	3	4	11			26
	2014	1	-	-	2	3	-	-	-	-	-	-	-	6	-45.5%	▼	6
General Civil - Level 1	2013	1	-	-	2	-	-	-	3	-	1	1	1	3			9
	2014	-	2	-	-	2	-	-	-	-	-	-	-	4	33.3%	▲	4
General Civil - Level 2	2013	3	5	8	8	3	2	2	2	2	7	3	1	27			46
	2014	1	6	-	3	3	-	-	-	-	-	-	-	13	-51.9%	▼	13
General Civil - Level 3	2013	5	3	2	4	8	4	3	2	1	11	-	1	22			44
	2014	4	2	3	1	1	-	-	-	-	-	-	-	11	-50.0%	▼	11
Miscellaneous	2013	116	137	105	97	103	69	63	87	65	78	67	61	558			1,048
	2014	106	87	100	71	71	-	-	-	-	-	-	-	435	-22.0%	▼	435
Misdemeanor	2013	27	31	27	25	23	18	21	29	30	46	28	29	133			334
	2014	33	21	16	35	16	-	-	-	-	-	-	-	121	-9.0%	▼	121
Non-Capital Felonies and Related Matters	2013	59	91	126	78	89	39	246	93	55	252	85	105	443			1,318
	2014	130	63	61	181	57	-	-	-	-	-	-	-	492	11.1%	▲	492
Other	2013	25	7	12	17	26	31	21	18	14	29	14	15	87			229
	2014	14	27	22	21	22	-	-	-	-	-	-	-	106	21.8%	▲	106
Other Criminally Related Matters	2013	5	7	12	10	6	10	12	8	10	15	8	4	40			107
	2014	15	12	7	5	3	-	-	-	-	-	-	-	42	5.0%	▲	42
Probates/Wills and Trusts	2013	-	-	2	-	-	-	-	-	-	-	-	-	2			2
Probates/Wills and Trusts - Level 2	2013	1	1	1	5	2	1	-	-	2	1	1	-	10			15
	2014	-	-	1	5	2	-	-	-	-	-	-	-	8	-20.0%	▼	8
Protective Orders	2013	1	-	-	1	2	-	1	2	1	1	1	-	4			10
	2014	-	-	-	1	1	-	-	-	-	-	-	-	2	-50.0%	▼	2
Uncontested Divorce	2013	10	8	17	12	10	4	10	10	6	10	10	4	57			111
	2014	7	12	13	11	8	-	-	-	-	-	-	-	51	-10.5%	▼	51

Type of Court: Circuit
Locale/Circuit: Wythe 27
Start/End Date: Jan-13 / May-14
Type of Case: Filings
AVG. Month: 215
2013 AVG Month: 228
2014 AVG Month: 186
Jan-May 2013: 1,452
Jan-May 2014: 929
Filings Trending: Downward ▼

D
a
s
h
b
o
a
r
d



	Jan	Feb	Mar	Apr	May	Jun	Jul	Aug	Sep	Oct	Nov	Dec	Thru May	% Change	Trending	Total
2013	389	338	311	219	195	155	178	167	194	279	127	180	1,452			2,732
2014	211	161	180	219	158	-	-	-	-	-	-	-	929	-36.0%	▼	929

		Jan	Feb	Mar	Apr	May	Jun	Jul	Aug	Sep	Oct	Nov	Dec	Thru May	% Change	Trending	Total
Administrative Law	2013	-	-	-	1	-	-	-	-	-	-	-	-	1			1
Contested Divorce	2013	5	1	5	7	3	2	6	4	4	5	3	5	21			50
	2014	5	2	6	3	1	-	-	-	-	-	-	-	17	-19.0%	▼	17
Domestic and Family - Level 1	2013	7	1	7	1	2	8	-	6	11	1	3	7	18			54
	2014	9	3	3	5	11	-	-	-	-	-	-	-	31	72.2%	▲	31
Domestic and Family - Level 2	2013	-	2	1	1	4	3	3	2	2	-	1	-	8			19
	2014	-	-	2	1	2	-	-	-	-	-	-	-	5	-37.5%	▼	5
General Civil - Level 1	2014	-	-	-	1	1	-	-	-	-	-	-	-	2			2
General Civil - Level 2	2013	6	2	6	5	3	3	7	4	2	4	4	7	22			53
	2014	6	2	2	3	7	-	-	-	-	-	-	-	20	-9.1%	▼	20
General Civil - Level 3	2013	-	-	1	-	-	3	5	4	2	5	4	1	1			25
	2014	1	2	3	4	8	-	-	-	-	-	-	-	18	1,700.0%	▲	18
Miscellaneous	2013	238	238	160	76	63	53	59	42	55	48	53	53	775			1,138
	2014	65	86	77	65	43	-	-	-	-	-	-	-	336	-56.6%	▼	336
Misdemeanor	2013	15	15	7	6	10	10	10	13	9	15	3	19	53			132
	2014	7	8	13	7	7	-	-	-	-	-	-	-	42	-20.8%	▼	42
Non-Capital Felonies and Related Matters	2013	97	58	98	99	91	62	72	67	85	177	49	67	443			1,022
	2014	102	38	57	107	55	-	-	-	-	-	-	-	359	-19.0%	▼	359
Other	2013	8	4	11	6	6	1	4	6	7	5	2	8	35			68
	2014	7	7	4	10	8	-	-	-	-	-	-	-	36	2.9%	▲	36
Other Criminally Related Matters	2013	6	5	6	8	1	2	7	6	6	8	3	6	26			64
	2014	3	-	8	4	7	-	-	-	-	-	-	-	22	-15.4%	▼	22
Probates/Wills and Trusts - Level 1	2013	-	-	-	-	-	-	-	-	-	1	-	1	0			2
	2014	-	1	-	-	-	-	-	-	-	-	-	-	1	0.0%	↔	1
Probates/Wills and Trusts - Level 2	2013	2	1	-	-	-	1	-	2	-	2	-	-	3			8
	2014	2	1	1	2	1	-	-	-	-	-	-	-	7	133.3%	▲	7
Uncontested Divorce	2013	5	11	9	9	12	7	5	11	11	8	2	6	46			96
	2014	4	11	4	7	7	-	-	-	-	-	-	-	33	-28.3%	▼	33

Type of Court: Circuit

Locale/Circuit: Radford 27

Start/End Date: Jan-13 / May-14

Type of Case: Filings

AVG. Month: 99

2013 AVG Month: 103

2014 AVG Month: 88

Jan-May 2013: 472

Jan-May 2014: 438

Filings Trending: Downward ▼

D

a

s

h

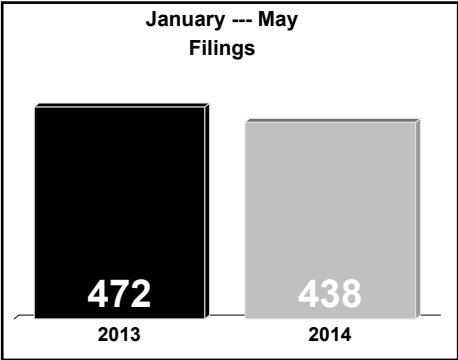
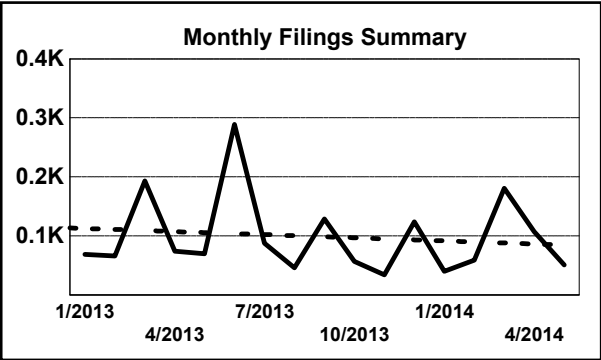
b

o

a

r

d

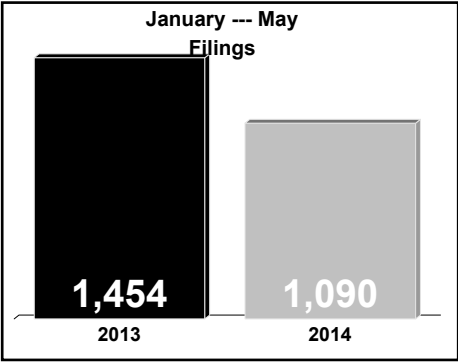
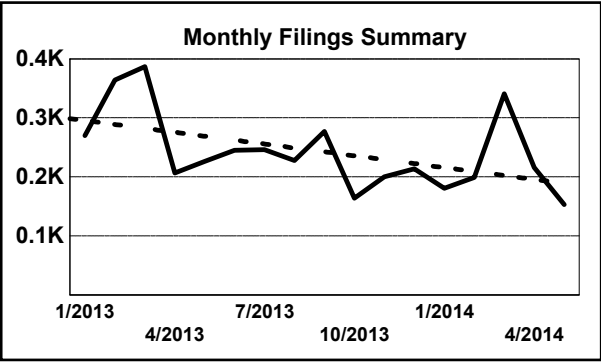


	Jan	Feb	Mar	Apr	May	Jun	Jul	Aug	Sep	Oct	Nov	Dec	Thru May	% Change	Trending	Total
2013	69	66	193	74	70	289	88	46	129	57	34	124	472			1,239
2014	40	59	181	107	51	-	-	-	-	-	-	-	438	-7.2%	▼	438

		Jan	Feb	Mar	Apr	May	Jun	Jul	Aug	Sep	Oct	Nov	Dec	Thru May	% Change	Trending	Total
Administrative Law	2013	1	-	-	-	-	-	-	-	-	-	-	-	1			1
Contested Divorce	2013	-	-	-	1	-	2	-	-	2	1	2	-	1			8
	2014	-	3	-	2	1	-	-	-	-	-	-	-	6	500.0%	▲	6
Domestic and Family - Level 1	2013	3	-	1	-	-	-	2	1	1	1	1	4	4			14
	2014	-	-	5	3	1	-	-	-	-	-	-	-	9	125.0%	▲	9
Domestic and Family - Level 2	2013	2	1	1	-	-	-	-	-	1	1	-	1	4			7
	2014	-	-	-	-	1	-	-	-	-	-	-	-	1	-75.0%	▼	1
General Civil - Level 2	2013	1	-	1	3	-	2	2	1	-	2	-	1	5			13
	2014	-	-	-	1	-	-	-	-	-	-	-	-	1	-80.0%	▼	1
General Civil - Level 3	2013	1	-	2	2	-	2	1	1	2	1	1	1	5			14
	2014	-	1	1	3	-	-	-	-	-	-	-	-	5	0.0%	↔	5
Miscellaneous	2013	45	38	20	34	31	26	15	17	12	22	14	20	168			294
	2014	26	24	25	25	17	-	-	-	-	-	-	-	117	-30.4%	▼	117
Misdemeanor	2013	-	2	28	6	6	25	22	5	14	6	6	23	42			143
	2014	1	7	18	26	1	-	-	-	-	-	-	-	53	26.2%	▲	53
Non-Capital Felonies and Related Matters	2013	7	11	127	18	19	220	27	10	88	9	8	71	182			615
	2014	9	17	124	36	27	-	-	-	-	-	-	-	213	17.0%	▲	213
Other	2013	8	11	9	3	9	7	15	10	6	8	-	1	40			87
	2014	-	2	-	1	1	-	-	-	-	-	-	-	4	-90.0%	▼	4
Other Criminally Related Matters	2013	-	-	-	6	3	2	3	-	1	1	2	-	9			18
	2014	2	3	7	5	1	-	-	-	-	-	-	-	18	100.0%	▲	18
Probates/Wills and Trusts	2013	-	-	2	-	-	2	-	-	-	-	-	-	2			4
Protective Orders	2013	-	1	-	-	-	-	-	-	-	-	-	-	1			1
Uncontested Divorce	2013	1	2	2	1	2	1	1	1	2	5	-	2	8			20
	2014	2	2	1	5	1	-	-	-	-	-	-	-	11	37.5%	▲	11

Type of Court: Circuit
Locale/Circuit: Smyth 28
Start/End Date: Jan-13 / May-14
Type of Case: Filings
AVG. Month: 242
2013 AVG Month: 252
2014 AVG Month: 218
Jan-May 2013: 1,454
Jan-May 2014: 1,090
Filings Trending: Downward ▼

D
a
s
h
b
o
a
r
d



	Jan	Feb	Mar	Apr	May	Jun	Jul	Aug	Sep	Oct	Nov	Dec	Thru May	% Change	Trending	Total
2013	270	364	387	207	226	245	246	228	277	164	200	214	1,454			3,028
2014	181	199	341	216	153	-	-	-	-	-	-	-	1,090	-25.0%	▼	1,090

		Jan	Feb	Mar	Apr	May	Jun	Jul	Aug	Sep	Oct	Nov	Dec	Thru May	% Change	Trending	Total
Administrative Law	2013	-	-	-	-	-	-	-	-	-	1	3	-	0			4
	2014	1	-	-	2	2	-	-	-	-	-	-	-	5	0.0%	↔	5
Contested Divorce	2013	7	6	4	2	3	1	6	6	6	3	3	5	22	4.5%	▲	52
	2014	5	3	6	6	3	-	-	-	-	-	-	-	23			23
Domestic and Family - Level 1	2013	5	-	2	3	4	2	1	10	1	-	-	-	14			28
	2014	1	2	-	5	-	-	-	-	-	-	-	-	8	-42.9%	▼	8
Domestic and Family - Level 2	2013	3	3	5	3	7	4	6	3	5	3	4	3	21			49
	2014	3	2	1	3	5	-	-	-	-	-	-	-	14	-33.3%	▼	14
General Civil - Level 1	2013	1	-	1	2	1	-	1	-	-	2	-	1	5			9
	2014	1	-	1	-	1	-	-	-	-	-	-	-	3	-40.0%	▼	3
General Civil - Level 2	2013	2	4	4	2	1	6	11	9	5	6	3	5	13			58
	2014	8	3	11	6	6	-	-	-	-	-	-	-	34	161.5%	▲	34
General Civil - Level 3	2013	4	-	2	1	3	4	9	5	5	1	5	2	10			41
	2014	3	4	2	5	8	-	-	-	-	-	-	-	22	120.0%	▲	22
Miscellaneous	2013	159	190	126	92	56	36	49	44	44	62	56	60	623			974
	2014	75	90	104	89	42	-	-	-	-	-	-	-	400	-35.8%	▼	400
Misdemeanor	2013	19	9	18	3	16	13	4	23	24	2	10	8	65			149
	2014	10	6	14	11	29	-	-	-	-	-	-	-	70	7.7%	▲	70
Non-Capital Felonies and Related Matters	2013	28	99	166	41	92	122	109	68	128	48	73	85	426			1,059
	2014	46	46	143	70	34	-	-	-	-	-	-	-	339	-20.4%	▼	339
Other	2013	33	38	40	41	20	47	35	41	41	30	28	37	172			431
	2014	15	28	41	8	11	-	-	-	-	-	-	-	103	-40.1%	▼	103
Other Criminally Related Matters	2013	1	3	7	2	6	-	1	9	5	-	3	2	19			39
	2014	3	3	-	-	3	-	-	-	-	-	-	-	9	-52.6%	▼	9
Probates/Wills and Trusts	2014	-	-	-	1	-	-	-	-	-	-	-	-	1			1
Probates/Wills and Trusts - Level 2	2013	1	2	2	1	4	2	2	1	2	2	4	2	10			25
	2014	3	4	5	3	3	-	-	-	-	-	-	-	18	80.0%	▲	18
Uncontested Divorce	2013	7	10	10	14	13	8	12	9	11	4	8	4	54			110
	2014	7	8	13	7	6	-	-	-	-	-	-	-	41	-24.1%	▼	41

Type of Court: Circuit

Locale/Circuit: Washington 28

Start/End Date: Jan-13 / May-14

Type of Case: Filings

AVG. Month: 319

2013 AVG Month: 311

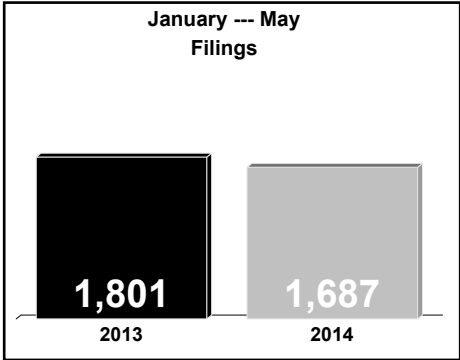
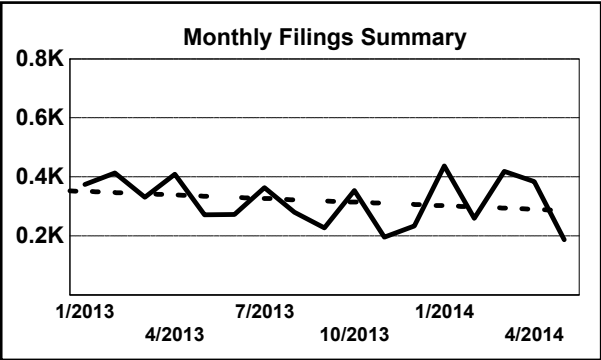
2014 AVG Month: 337

Jan-May 2013: 1,801

Jan-May 2014: 1,687

Filings Trending: Downward ▼

D
a
s
h
b
o
a
r
d



	Jan	Feb	Mar	Apr	May	Jun	Jul	Aug	Sep	Oct	Nov	Dec	Thru May	% Change	Trending	Total
2013	375	414	331	409	272	273	364	280	227	354	196	234	1,801			3,729
2014	437	260	419	384	187	-	-	-	-	-	-	-	1,687	-6.3%	▼	1,687

		Jan	Feb	Mar	Apr	May	Jun	Jul	Aug	Sep	Oct	Nov	Dec	Thru May	% Change	Trending	Total
Administrative Law	2013	1	1	2	-	1	-	-	-	-	1	-	-	5			6
	2014	-	1	1	2	1	-	-	-	-	-	-	-	5	0.0%	↔	5
Contested Divorce	2013	4	14	4	4	6	8	8	6	3	5	3	1	32			66
	2014	7	12	7	7	8	-	-	-	-	-	-	-	41	28.1%	▲	41
Domestic and Family - Level 1	2013	3	-	5	9	5	-	-	2	2	6	2	-	22			34
	2014	2	1	14	5	2	-	-	-	-	-	-	-	24	9.1%	▲	24
Domestic and Family - Level 2	2013	2	2	4	2	5	1	1	2	3	3	5	-	15			30
	2014	2	1	-	2	2	-	-	-	-	-	-	-	7	-53.3%	▼	7
General Civil - Level 1	2013	1	2	1	2	1	2	-	-	1	1	-	2	7			13
	2014	-	-	-	-	1	-	-	-	-	-	-	-	1	-85.7%	▼	1
General Civil - Level 2	2013	13	8	4	9	7	4	18	8	6	11	4	5	41			97
	2014	2	2	7	3	9	-	-	-	-	-	-	-	23	-43.9%	▼	23
General Civil - Level 3	2013	2	4	7	8	5	2	4	1	4	2	3	3	26			45
	2014	2	6	4	6	5	-	-	-	-	-	-	-	23	-11.5%	▼	23
Miscellaneous	2013	219	259	193	198	124	108	118	118	94	132	99	137	993			1,799
	2014	196	175	187	178	111	-	-	-	-	-	-	-	847	-14.7%	▼	847
Misdemeanor	2013	12	11	10	34	12	21	15	14	14	28	11	3	79			185
	2014	34	4	20	8	4	-	-	-	-	-	-	-	70	-11.4%	▼	70
Non-Capital Felonies and Related Matters	2013	99	86	76	110	89	82	175	109	67	135	50	70	460			1,148
	2014	152	42	151	135	32	-	-	-	-	-	-	-	512	11.3%	▲	512
Other	2013	-	-	-	-	-	-	-	-	-	1	1	-	0			2
Other Criminally Related Matters	2013	6	15	5	13	1	30	9	3	15	16	3	2	40	0.0%	↔	118
	2014	27	-	11	14	-	-	-	-	-	-	-	-	52	30.0%	▲	52
Probates/Wills and Trusts	2013	-	-	1	-	-	-	-	-	-	-	-	-	1			1
Probates/Wills and Trusts - Level 2	2013	-	1	-	-	1	1	-	2	2	2	-	1	2			10
	2014	-	-	-	4	-	-	-	-	-	-	-	-	4	100.0%	▲	4
Protective Orders	2013	-	-	-	-	1	-	-	-	-	-	-	1	1			2
	2014	-	-	1	-	1	-	-	-	-	-	-	-	2	100.0%	▲	2
Uncontested Divorce	2013	13	11	19	20	14	14	16	15	16	11	15	9	77			173
	2014	13	16	16	20	11	-	-	-	-	-	-	-	76	-1.3%	▼	76

Type of Court: Circuit

Locale/Circuit: Bristol 28

Start/End Date: Jan-13 / May-14

Type of Case: Filings

AVG. Month: 171

2013 AVG Month: 166

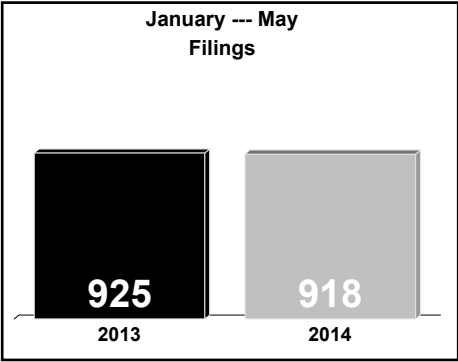
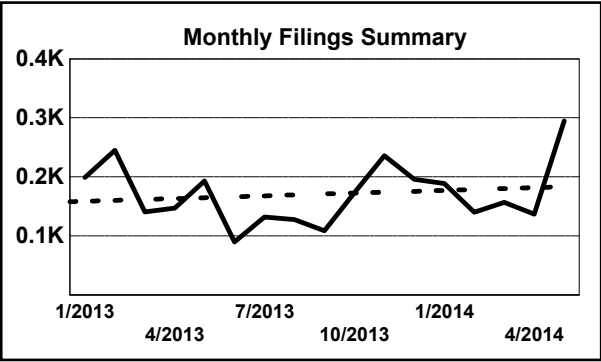
2014 AVG Month: 184

Jan-May 2013: 925

Jan-May 2014: 918

Filings Trending: Steady ↔

D
a
s
h
b
o
a
r
d



	Jan	Feb	Mar	Apr	May	Jun	Jul	Aug	Sep	Oct	Nov	Dec	Thru May	% Change	Trending	Total
2013	199	245	141	147	193	90	132	128	109	173	236	196	925			1,989
2014	189	140	157	137	295	-	-	-	-	-	-	-	918	-0.8%	▼	918

		Jan	Feb	Mar	Apr	May	Jun	Jul	Aug	Sep	Oct	Nov	Dec	Thru May	% Change	Trending	Total
Contested Divorce	2013	3	1	5	1	-	1	3	3	2	2	3	2	10			26
	2014	1	2	2	2	1	-	-	-	-	-	-	-	8	-20.0%	▼	8
Domestic and Family - Level 1	2013	11	2	2	12	-	-	2	1	4	1	2	6	27			43
	2014	1	-	2	1	-	-	-	-	-	-	-	-	4	-85.2%	▼	4
Domestic and Family - Level 2	2013	-	-	-	2	-	7	1	1	-	2	-	5	2			18
	2014	-	1	-	1	1	-	-	-	-	-	-	-	3	50.0%	▲	3
General Civil - Level 1	2013	1	1	-	-	-	1	-	-	-	-	-	-	2			3
	2014	-	-	1	1	-	-	-	-	-	-	-	-	2	0.0%	↔	2
General Civil - Level 2	2013	4	1	1	3	2	2	2	3	1	1	4	6	11			30
	2014	3	3	7	2	4	-	-	-	-	-	-	-	19	72.7%	▲	19
General Civil - Level 3	2013	4	-	3	1	1	-	1	-	2	6	4	4	9			26
	2014	2	3	1	3	3	-	-	-	-	-	-	-	12	33.3%	▲	12
Miscellaneous	2013	72	73	58	55	29	42	40	26	24	37	39	33	287			528
	2014	55	55	37	46	38	-	-	-	-	-	-	-	231	-19.5%	▼	231
Misdemeanor	2013	10	17	11	10	16	8	9	17	6	19	12	9	64			144
	2014	15	7	6	15	34	-	-	-	-	-	-	-	77	20.3%	▲	77
Non-Capital Felonies and Related Matters	2013	87	146	57	48	134	25	57	69	59	97	153	87	472			1,019
	2014	86	53	75	45	184	-	-	-	-	-	-	-	443	-6.1%	▼	443
Other	2013	1	1	-	1	-	-	-	-	-	2	13	38	3			56
	2014	15	12	7	11	20	-	-	-	-	-	-	-	65	2,066.7%	▲	65
Other Criminally Related Matters	2013	-	1	1	5	4	2	12	2	4	-	2	2	11			35
	2014	7	3	12	5	4	-	-	-	-	-	-	-	31	181.8%	▲	31
Probates/Wills and Trusts	2013	-	-	-	-	-	-	1	-	-	-	-	-	0			1
Probates/Wills and Trusts - Level 2	2013	-	1	-	-	-	-	-	-	-	-	1	-	1	0.0%	↔	2
	2014	-	-	1	-	-	-	-	-	-	-	-	-	1	0.0%	↔	1
Protective Orders	2013	-	-	-	-	1	-	-	-	-	-	-	-	1			1
Uncontested Divorce	2013	6	1	3	9	6	2	4	6	7	6	3	4	25			57
	2014	4	1	6	5	6	-	-	-	-	-	-	-	22	-12.0%	▼	22

Type of Court: Circuit

Locale/Circuit: Buchanan 29

Start/End Date: Jan-13 / May-14

Type of Case: Filings

AVG. Month: 213

2013 AVG Month: 190

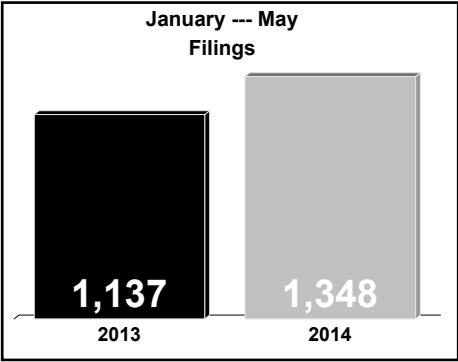
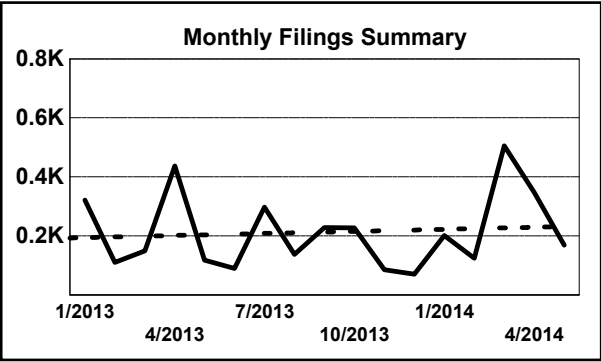
2014 AVG Month: 270

Jan-May 2013: 1,137

Jan-May 2014: 1,348

Filings Trending: Upward ▲

D
a
s
h
b
o
a
r
d



	Jan	Feb	Mar	Apr	May	Jun	Jul	Aug	Sep	Oct	Nov	Dec	Thru May	% Change	Trending	Total
2013	321	111	150	437	118	90	298	138	228	227	86	71	1,137			2,275
2014	202	125	505	347	169	-	-	-	-	-	-	-	1,348	18.6%	▲	1,348

		Jan	Feb	Mar	Apr	May	Jun	Jul	Aug	Sep	Oct	Nov	Dec	Thru May	% Change	Trending	Total
Administrative Law	2013	-	2	-	1	-	-	1	-	-	-	-	-	3			4
	2014	-	-	1	-	-	-	-	-	-	-	-	-	1	-66.7%	▼	1
Contested Divorce	2013	1	2	1	2	3	2	4	2	3	1	2	1	9			24
	2014	1	1	3	4	3	-	-	-	-	-	-	-	12	33.3%	▲	12
Domestic and Family - Level 1	2013	-	-	3	3	1	1	-	-	-	8	-	-	7			16
	2014	2	2	-	4	1	-	-	-	-	-	-	-	9	28.6%	▲	9
Domestic and Family - Level 2	2013	-	-	1	2	4	1	2	2	3	2	3	1	7			21
	2014	1	2	2	3	2	-	-	-	-	-	-	-	10	42.9%	▲	10
General Civil - Level 1	2013	-	-	-	-	1	-	-	-	1	1	-	-	1			3
	2014	-	-	1	1	-	-	-	-	-	-	-	-	2	100.0%	▲	2
General Civil - Level 2	2013	1	4	4	13	17	9	4	6	7	4	2	2	39			73
	2014	3	2	3	6	7	-	-	-	-	-	-	-	21	-46.2%	▼	21
General Civil - Level 3	2013	2	2	2	4	6	3	3	1	1	2	1	3	16			30
	2014	4	2	4	1	1	-	-	-	-	-	-	-	12	-25.0%	▼	12
Miscellaneous	2013	80	56	77	59	47	36	51	61	51	69	42	43	319			672
	2014	70	70	112	114	113	-	-	-	-	-	-	-	479	50.2%	▲	479
Misdemeanor	2013	27	5	17	15	13	12	27	17	30	18	8	9	77			198
	2014	16	10	56	33	12	-	-	-	-	-	-	-	127	64.9%	▲	127
Non-Capital Felonies and Related Matters	2013	201	29	36	334	20	15	191	38	120	109	22	6	620			1,121
	2014	93	28	308	171	24	-	-	-	-	-	-	-	624	0.6%	▲	624
Other	2013	1	-	-	-	-	-	3	2	-	-	1	-	1			7
	2014	-	1	-	-	-	-	-	-	-	-	-	-	1	0.0%	↔	1
Other Criminally Related Matters	2013	1	2	1	2	-	1	5	4	3	2	2	-	6			23
	2014	-	1	7	-	-	-	-	-	-	-	-	-	8	33.3%	▲	8
Probates/Wills and Trusts	2014	-	-	-	-	1	-	-	-	-	-	-	-	1			1
Probates/Wills and Trusts - Level 2	2013	2	2	1	-	1	1	-	1	-	2	-	1	6			11
	2014	1	1	-	-	1	-	-	-	-	-	-	-	3	-50.0%	▼	3
Protective Orders	2013	-	-	-	-	2	-	2	-	1	-	-	-	2			5
	2014	-	-	-	-	1	-	-	-	-	-	-	-	1	-50.0%	▼	1
Uncontested Divorce	2013	5	7	7	2	3	9	5	4	8	9	3	5	24			67
	2014	11	5	8	10	3	-	-	-	-	-	-	-	37	54.2%	▲	37

Type of Court: Circuit

Locale/Circuit: Dickenson 29

Start/End Date: Jan-13 / May-14

Type of Case: Filings

AVG. Month: 119

2013 AVG Month: 122

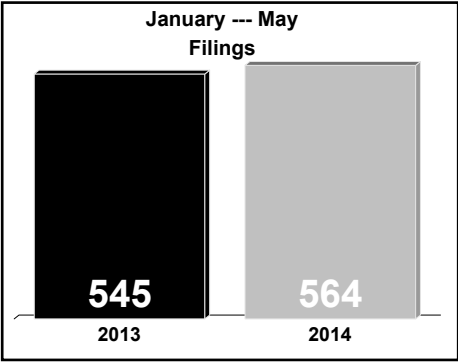
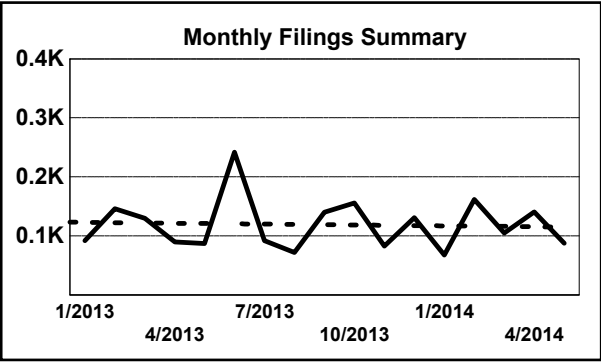
2014 AVG Month: 113

Jan-May 2013: 545

Jan-May 2014: 564

Filings Trending: Upward ▲

D
a
s
h
b
o
a
r
d

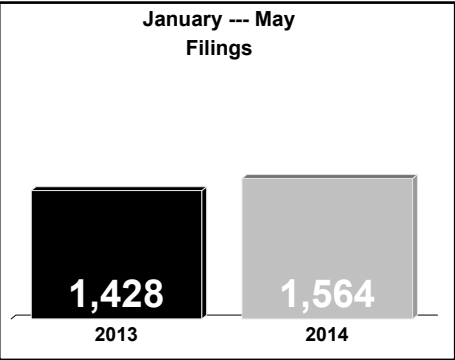
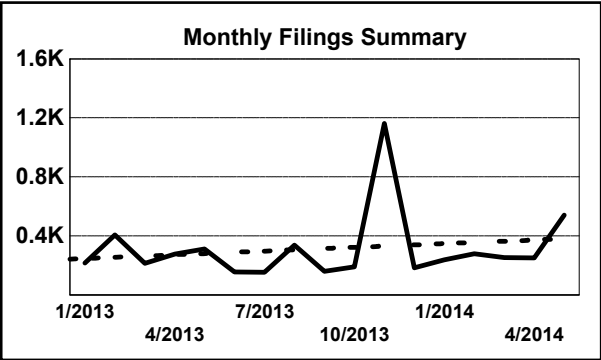


	Jan	Feb	Mar	Apr	May	Jun	Jul	Aug	Sep	Oct	Nov	Dec	Thru May	% Change	Trending	Total
2013	92	146	130	90	87	242	92	72	140	156	83	131	545			1,461
2014	68	162	105	141	88	-	-	-	-	-	-	-	564	3.5%	▲	564

		Jan	Feb	Mar	Apr	May	Jun	Jul	Aug	Sep	Oct	Nov	Dec	Thru May	% Change	Trending	Total
Administrative Law	2013	-	1	1	-	-	1	-	-	-	-	-	-	2			3
Contested Divorce	2013	-	3	2	1	2	1	1	4	3	1	-	2	8			20
	2014	2	1	1	4	1	-	-	-	-	-	-	-	9	12.5%	▲	9
Domestic and Family - Level 1	2013	1	-	-	2	1	-	5	6	15	3	10	-	4			43
	2014	6	-	4	-	1	-	-	-	-	-	-	-	11	175.0%	▲	11
Domestic and Family - Level 2	2013	1	-	1	2	2	-	-	-	-	1	3	1	6			11
	2014	-	6	3	1	9	-	-	-	-	-	-	-	19	216.7%	▲	19
General Civil - Level 1	2013	-	2	-	-	-	1	-	-	-	-	-	-	2			3
General Civil - Level 2	2013	2	-	2	2	2	3	1	7	-	1	5	2	8			27
	2014	2	1	2	5	3	-	-	-	-	-	-	-	13	62.5%	▲	13
General Civil - Level 3	2013	3	-	-	-	-	2	1	1	1	2	2	1	3			13
	2014	2	4	1	-	1	-	-	-	-	-	-	-	8	166.7%	▲	8
Miscellaneous	2013	52	53	40	48	32	18	30	26	45	40	32	32	225			448
	2014	32	40	42	35	52	-	-	-	-	-	-	-	201	-10.7%	▼	201
Misdemeanor	2013	1	2	9	3	6	3	5	2	15	4	3	7	21			60
	2014	2	15	2	9	4	-	-	-	-	-	-	-	32	52.4%	▲	32
Non-Capital Felonies and Related Matters	2013	11	65	47	18	27	185	42	13	40	74	13	66	168			601
	2014	9	81	26	72	3	-	-	-	-	-	-	-	191	13.7%	▲	191
Other	2013	16	17	18	10	12	25	3	10	14	24	14	18	73			181
	2014	7	11	18	11	8	-	-	-	-	-	-	-	55	-24.7%	▼	55
Other Criminally Related Matters	2013	-	-	1	1	-	-	1	-	1	-	-	-	2			4
	2014	-	-	-	-	1	-	-	-	-	-	-	-	1	-50.0%	▼	1
Probates/Wills and Trusts - Level 2	2013	1	-	-	-	-	-	1	1	2	-	-	-	1			5
	2014	-	1	2	-	5	-	-	-	-	-	-	-	8	700.0%	▲	8
Uncontested Divorce	2013	4	3	9	3	3	3	2	2	4	6	1	2	22			42
	2014	6	2	4	4	-	-	-	-	-	-	-	-	16	-27.3%	▼	16

Type of Court: Circuit
Locale/Circuit: Russell 29
Start/End Date: Jan-13 / May-14
Type of Case: Filings
AVG. Month: 314
2013 AVG Month: 315
2014 AVG Month: 313
Jan-May 2013: 1,428
Jan-May 2014: 1,564
Filings Trending: Upward ▲

D
a
s
h
b
o
a
r
d

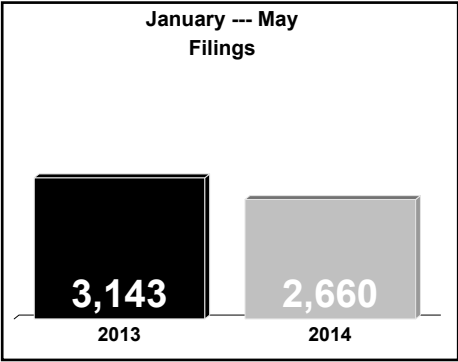
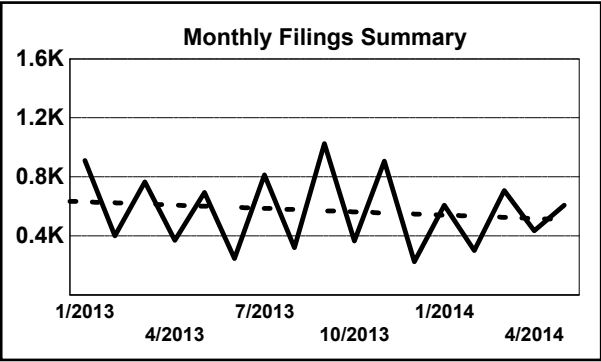


	Jan	Feb	Mar	Apr	May	Jun	Jul	Aug	Sep	Oct	Nov	Dec	Thru May	% Change	Trending	Total
2013	216	407	215	278	312	157	154	339	161	191	1,163	184	1,428			3,777
2014	238	279	254	252	541	-	-	-	-	-	-	-	1,564	9.5%	▲	1,564

		Jan	Feb	Mar	Apr	May	Jun	Jul	Aug	Sep	Oct	Nov	Dec	Thru May	% Change	Trending	Total
Administrative Law	2013	-	-	-	-	-	-	1	2	-	-	-	1	0			4
	2014	-	-	1	1	-	-	-	-	-	-	-	-	2	0.0%	↔	2
Contested Divorce	2013	7	7	5	3	8	5	4	7	4	9	5	2	30			66
	2014	6	3	7	3	11	-	-	-	-	-	-	-	30	0.0%	↔	30
Domestic and Family - Level 1	2013	3	-	7	5	-	4	3	4	6	4	2	2	15			40
	2014	15	3	5	5	-	-	-	-	-	-	-	-	28	86.7%	▲	28
Domestic and Family - Level 2	2013	2	-	1	3	2	4	3	4	1	3	4	2	8			29
	2014	2	5	3	2	2	-	-	-	-	-	-	-	14	75.0%	▲	14
General Civil - Level 1	2013	-	1	-	-	1	1	-	-	1	-	-	-	2			4
	2014	1	-	-	-	-	-	-	-	-	-	-	-	1	-50.0%	▼	1
General Civil - Level 2	2013	3	3	7	8	6	5	7	4	3	10	3	6	27			65
	2014	6	2	4	10	4	-	-	-	-	-	-	-	26	-3.7%	▼	26
General Civil - Level 3	2013	3	1	1	2	1	5	5	2	2	3	1	-	8			26
	2014	4	1	2	2	5	-	-	-	-	-	-	-	14	75.0%	▲	14
Miscellaneous	2013	85	118	85	89	54	46	42	50	33	60	59	51	431			772
	2014	88	87	116	124	104	-	-	-	-	-	-	-	519	20.4%	▲	519
Misdemeanor	2013	5	61	18	9	26	2	7	31	15	13	23	25	119			235
	2014	25	36	23	7	29	-	-	-	-	-	-	-	120	0.8%	▲	120
Non-Capital Felonies and Related Matters	2013	69	167	52	126	182	58	50	203	51	58	1,043	67	596			2,126
	2014	68	99	61	66	362	-	-	-	-	-	-	-	656	10.1%	▲	656
Other	2013	27	31	19	22	20	21	17	23	28	16	17	16	119			257
	2014	15	34	20	20	16	-	-	-	-	-	-	-	105	-11.8%	▼	105
Other Criminally Related Matters	2013	-	2	4	6	3	-	6	6	2	1	3	2	15			35
	2014	-	-	1	2	1	-	-	-	-	-	-	-	4	-73.3%	▼	4
Probates/Wills and Trusts - Level 2	2013	1	2	1	1	2	1	2	-	-	-	-	-	7			10
	2014	1	-	-	-	-	-	-	-	-	-	-	-	1	-85.7%	▼	1
Protective Orders	2014	-	-	-	1	-	-	-	-	-	-	-	-	1			1
Uncontested Divorce	2013	11	14	15	4	7	5	7	3	15	14	3	10	51			108
	2014	7	9	11	9	7	-	-	-	-	-	-	-	43	-15.7%	▼	43

Type of Court: Circuit
Locale/Circuit: Tazewell 29
Start/End Date: Jan-13 / May-14
Type of Case: Filings
AVG. Month: 571
2013 AVG Month: 587
2014 AVG Month: 532
Jan-May 2013: 3,143
Jan-May 2014: 2,660
Filings Trending: Downward ▼

D
a
s
h
b
o
a
r
d



	Jan	Feb	Mar	Apr	May	Jun	Jul	Aug	Sep	Oct	Nov	Dec	Thru May	% Change	Trending	Total
2013	912	400	766	370	695	248	814	321	1,025	367	906	225	3,143			7,049
2014	608	301	708	435	608	-	-	-	-	-	-	-	2,660	-15.4%	▼	2,660

		Jan	Feb	Mar	Apr	May	Jun	Jul	Aug	Sep	Oct	Nov	Dec	Thru May	% Change	Trending	Total
Administrative Law	2013	2	-	2	1	-	1	-	1	-	1	-	2	5			10
Capital Murder	2013	-	-	-	-	-	-	-	-	-	3	2	-	0			5
Contested Divorce	2013	7	3	5	14	11	7	5	6	3	5	9	1	40	0.0%	↔	76
	2014	7	7	7	3	7	-	-	-	-	-	-	-	31	-22.5%	▼	31
Domestic and Family - Level 1	2013	-	-	10	4	3	-	1	3	3	6	5	2	17			37
	2014	2	1	5	-	6	-	-	-	-	-	-	-	14	-17.6%	▼	14
Domestic and Family - Level 2	2013	2	2	2	5	-	2	3	5	1	3	1	2	11			28
	2014	1	1	2	3	3	-	-	-	-	-	-	-	10	-9.1%	▼	10
General Civil - Level 1	2013	-	-	-	1	2	-	1	2	-	1	1	-	3			8
	2014	1	-	1	1	2	-	-	-	-	-	-	-	5	66.7%	▲	5
General Civil - Level 2	2013	9	4	10	4	11	7	7	8	4	4	5	3	38			76
	2014	3	10	10	8	5	-	-	-	-	-	-	-	36	-5.3%	▼	36
General Civil - Level 3	2013	4	1	6	5	4	-	5	6	3	4	2	3	20			43
	2014	2	1	2	6	5	-	-	-	-	-	-	-	16	-20.0%	▼	16
Miscellaneous	2013	157	189	185	135	91	87	80	86	75	86	80	91	757			1,342
	2014	103	147	202	222	152	-	-	-	-	-	-	-	826	9.1%	▲	826
Misdemeanor	2013	87	28	115	53	88	27	142	29	187	37	289	20	371			1,102
	2014	83	28	120	35	120	-	-	-	-	-	-	-	386	4.0%	▲	386
Non-Capital Felonies and Related Matters	2013	599	142	399	112	449	92	534	142	723	192	475	71	1,701			3,930
	2014	376	67	325	126	285	-	-	-	-	-	-	-	1,179	-30.7%	▼	1,179
Other	2013	16	9	7	9	9	7	9	7	8	10	5	12	50			108
	2014	6	11	11	13	6	-	-	-	-	-	-	-	47	-6.0%	▼	47
Other Criminally Related Matters	2013	9	1	3	4	6	1	9	3	3	1	12	4	23			56
	2014	7	2	4	3	8	-	-	-	-	-	-	-	24	4.3%	▲	24
Probates/Wills and Trusts	2013	-	-	-	-	-	1	-	-	-	-	-	-	0			1
Probates/Wills and Trusts - Level 2	2013	7	5	2	2	-	2	4	3	1	6	3	2	16	0.0%	↔	37
	2014	4	3	1	1	-	-	-	-	-	-	-	-	9	-43.8%	▼	9
Uncontested Divorce	2013	13	16	20	21	21	14	14	20	14	8	17	12	91			190
	2014	13	23	18	14	9	-	-	-	-	-	-	-	77	-15.4%	▼	77

Type of Court: Circuit

Locale/Circuit: Lee 30

Start/End Date: Jan-13 / May-14

Type of Case: Filings

AVG. Month: 218

2013 AVG Month: 199

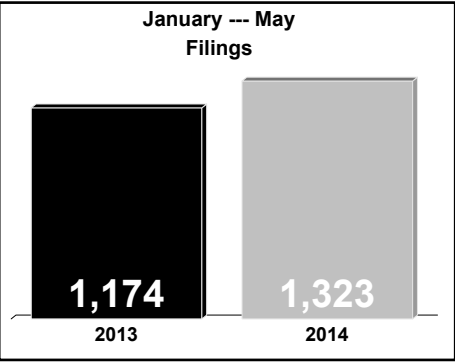
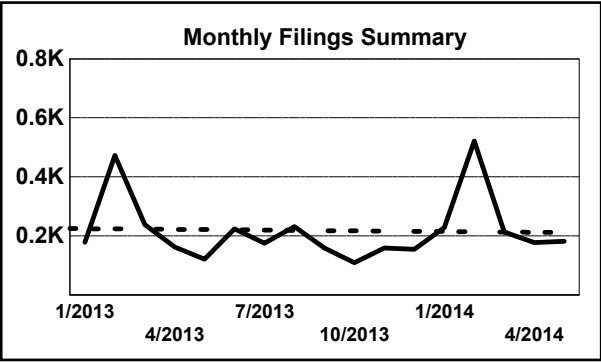
2014 AVG Month: 265

Jan-May 2013: 1,174

Jan-May 2014: 1,323

Filings Trending: Upward ▲

D
a
s
h
b
o
a
r
d



	Jan	Feb	Mar	Apr	May	Jun	Jul	Aug	Sep	Oct	Nov	Dec	Thru May	% Change	Trending	Total
2013	179	473	238	163	121	224	175	232	159	110	159	155	1,174			2,388
2014	228	522	213	178	182	-	-	-	-	-	-	-	1,323	12.7%	▲	1,323

		Jan	Feb	Mar	Apr	May	Jun	Jul	Aug	Sep	Oct	Nov	Dec	Thru May	% Change	Trending	Total
Administrative Law	2013	-	1	-	-	-	-	-	-	-	-	-	-	1			1
	2014	-	-	-	1	-	-	-	-	-	-	-	-	1	0.0%	↔	1
Contested Divorce	2013	1	4	2	4	3	2	2	1	-	4	1	2	14			26
	2014	1	3	6	2	1	-	-	-	-	-	-	-	13	-7.1%	▼	13
Domestic and Family - Level 1	2013	1	1	-	-	-	-	5	-	-	-	3	-	2			10
	2014	5	4	-	-	-	-	-	-	-	-	-	-	9	350.0%	▲	9
Domestic and Family - Level 2	2013	-	-	-	2	2	-	2	2	2	-	3	3	4			16
	2014	-	4	2	2	3	-	-	-	-	-	-	-	11	175.0%	▲	11
General Civil - Level 1	2013	1	-	-	2	-	-	-	-	-	-	-	1	3			4
	2014	-	-	1	-	-	-	-	-	-	-	-	-	1	-66.7%	▼	1
General Civil - Level 2	2013	3	6	5	5	10	1	1	3	5	1	3	3	29			46
	2014	-	2	5	1	3	-	-	-	-	-	-	-	11	-62.1%	▼	11
General Civil - Level 3	2013	-	-	3	2	2	3	1	1	2	6	6	3	7			29
	2014	6	2	4	4	4	-	-	-	-	-	-	-	20	185.7%	▲	20
Miscellaneous	2013	56	83	74	55	27	43	38	31	42	45	47	36	295			577
	2014	59	61	53	52	44	-	-	-	-	-	-	-	269	-8.8%	▼	269
Misdemeanor	2013	33	198	52	22	30	36	26	32	22	23	10	16	335			500
	2014	30	320	12	29	22	-	-	-	-	-	-	-	413	23.3%	▲	413
Non-Capital Felonies and Related Matters	2013	64	161	79	54	37	129	81	156	65	19	65	77	395			987
	2014	104	105	115	81	82	-	-	-	-	-	-	-	487	23.3%	▲	487
Other	2013	1	1	-	3	-	1	2	-	2	1	-	3	5			14
	2014	2	3	3	-	-	-	-	-	-	-	-	-	8	60.0%	▲	8
Other Criminally Related Matters	2013	4	1	8	5	4	1	4	2	6	3	8	8	22			54
	2014	10	8	2	-	16	-	-	-	-	-	-	-	36	63.6%	▲	36
Probates/Wills and Trusts	2013	-	-	-	1	-	-	-	-	-	-	-	-	1			1
Probates/Wills and Trusts - Level 2	2013	8	-	4	1	1	1	2	1	3	-	5	-	14			26
	2014	4	2	3	-	-	-	-	-	-	-	-	-	9	-35.7%	▼	9
Uncontested Divorce	2013	7	17	11	7	5	7	11	3	10	8	8	3	47			97
	2014	7	8	7	6	7	-	-	-	-	-	-	-	35	-25.5%	▼	35

Type of Court: Circuit

Locale/Circuit: Scott 30

Start/End Date: Jan-13 / May-14

Type of Case: Filings

AVG. Month: 208

2013 AVG Month: 193

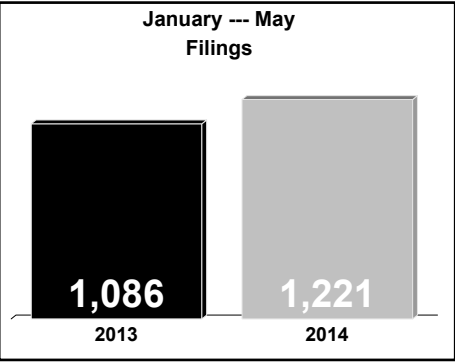
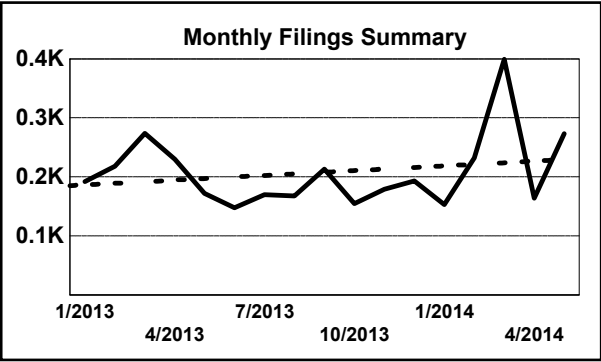
2014 AVG Month: 244

Jan-May 2013: 1,086

Jan-May 2014: 1,221

Filings Trending: Upward ▲

D
a
s
h
b
o
a
r
d



	Jan	Feb	Mar	Apr	May	Jun	Jul	Aug	Sep	Oct	Nov	Dec	Thru May	% Change	Trending	Total
2013	192	218	274	230	172	148	170	168	213	155	179	193	1,086			2,312
2014	153	232	399	164	273	-	-	-	-	-	-	-	1,221	12.4%	▲	1,221

		Jan	Feb	Mar	Apr	May	Jun	Jul	Aug	Sep	Oct	Nov	Dec	Thru May	% Change	Trending	Total
Administrative Law	2013	-	-	-	-	-	-	-	-	1	-	-	1	0			2
Contested Divorce	2013	2	5	4	2	4	5	2	1	6	2	5	4	17	0.0%	↔	42
	2014	-	3	4	5	5	-	-	-	-	-	-	-	17	0.0%	↔	17
Domestic and Family - Level 1	2013	1	-	-	-	3	3	2	1	2	1	2	2	4			17
	2014	2	-	-	5	-	-	-	-	-	-	-	-	7	75.0%	▲	7
Domestic and Family - Level 2	2013	5	1	2	1	2	2	-	2	-	1	1	-	11			17
	2014	1	-	-	-	-	-	-	-	-	-	-	-	1	-90.9%	▼	1
General Civil - Level 1	2013	-	-	-	-	1	-	1	-	-	2	1	1	1			6
	2014	1	-	-	-	-	-	-	-	-	-	-	-	1	0.0%	↔	1
General Civil - Level 2	2013	3	2	7	1	5	3	-	2	3	5	6	4	18			41
	2014	6	3	6	1	5	-	-	-	-	-	-	-	21	16.7%	▲	21
General Civil - Level 3	2013	2	-	3	-	-	2	2	2	3	3	1	3	5			21
	2014	1	1	1	3	4	-	-	-	-	-	-	-	10	100.0%	▲	10
Miscellaneous	2013	101	103	102	85	49	39	52	46	54	62	52	64	440			809
	2014	60	76	88	48	43	-	-	-	-	-	-	-	315	-28.4%	▼	315
Misdemeanor	2013	23	10	72	17	37	29	47	28	34	34	30	39	159			400
	2014	31	28	55	25	89	-	-	-	-	-	-	-	228	43.4%	▲	228
Non-Capital Felonies and Related Matters	2013	37	84	60	116	50	54	48	64	88	19	74	57	347			751
	2014	43	107	210	58	97	-	-	-	-	-	-	-	515	48.4%	▲	515
Other	2013	1	-	-	-	-	-	-	-	-	1	-	1	1			3
Other Criminally Related Matters	2013	6	-	15	1	7	4	5	12	7	8	3	11	29			79
	2014	2	1	18	1	23	-	-	-	-	-	-	-	45	55.2%	▲	45
Probates/Wills and Trusts - Level 1	2013	-	-	1	-	-	-	-	1	-	-	1	-	1			3
	2014	-	1	-	-	-	-	-	-	-	-	-	-	1	0.0%	↔	1
Probates/Wills and Trusts - Level 2	2013	3	-	-	-	3	3	1	2	2	8	-	1	6			23
	2014	-	-	6	5	3	-	-	-	-	-	-	-	14	133.3%	▲	14
Uncontested Divorce	2013	8	13	8	7	11	4	10	7	13	9	3	5	47			98
	2014	6	12	11	13	4	-	-	-	-	-	-	-	46	-2.1%	▼	46

Type of Court: Circuit

Locale/Circuit: Wise 30

Start/End Date: Jan-13 / May-14

Type of Case: Filings

AVG. Month: 453

2013 AVG Month: 485

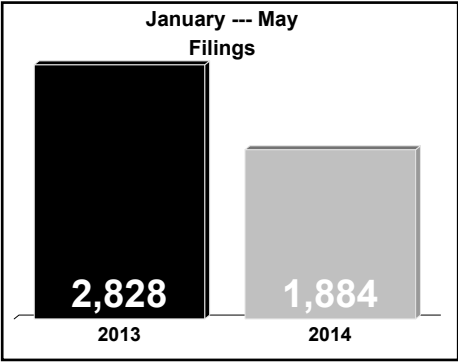
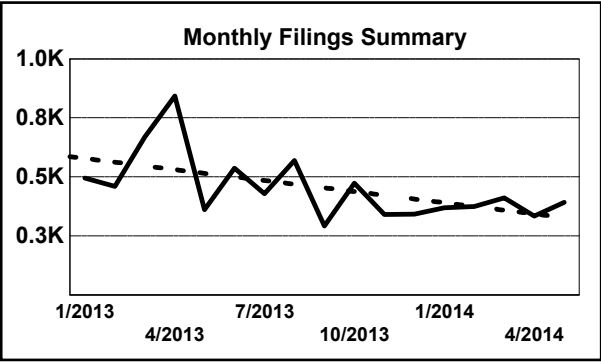
2014 AVG Month: 377

Jan-May 2013: 2,828

Jan-May 2014: 1,884

Filings Trending: Downward ▼

D
a
s
h
b
o
a
r
d



	Jan	Feb	Mar	Apr	May	Jun	Jul	Aug	Sep	Oct	Nov	Dec	Thru May	% Change	Trending	Total
2013	495	460	669	843	361	537	429	569	293	474	341	343	2,828			5,814
2014	370	375	411	335	393	-	-	-	-	-	-	-	1,884	-33.4%	▼	1,884

		Jan	Feb	Mar	Apr	May	Jun	Jul	Aug	Sep	Oct	Nov	Dec	Thru May	% Change	Trending	Total
Administrative Law	2013	2	-	1	1	-	2	-	-	-	-	1	-	4			7
	2014	1	-	-	1	-	-	-	-	-	-	-	-	2	-50.0%	▼	2
Contested Divorce	2013	8	12	10	8	12	8	9	9	12	10	5	8	50			111
	2014	9	10	7	11	6	-	-	-	-	-	-	-	43	-14.0%	▼	43
Domestic and Family - Level 1	2013	3	8	6	4	8	1	7	2	20	9	5	5	29			78
	2014	2	10	1	-	5	-	-	-	-	-	-	-	18	-37.9%	▼	18
Domestic and Family - Level 2	2013	7	7	3	3	4	7	7	2	4	5	2	7	24			58
	2014	2	2	-	3	1	-	-	-	-	-	-	-	8	-66.7%	▼	8
General Civil	2013	1	-	-	-	-	-	-	-	-	-	-	-	1			1
General Civil - Level 1	2013	-	-	-	-	2	1	-	3	1	2	2	-	2			11
	2014	-	-	2	1	1	-	-	-	-	-	-	-	4	100.0%	▲	4
General Civil - Level 2	2013	12	9	10	13	10	9	8	12	7	9	8	15	54			122
	2014	12	10	5	10	12	-	-	-	-	-	-	-	49	-9.3%	▼	49
General Civil - Level 3	2013	-	5	5	7	1	5	1	4	2	6	5	2	18			43
	2014	7	4	4	8	5	-	-	-	-	-	-	-	28	55.6%	▲	28
Miscellaneous	2013	199	172	119	136	100	77	63	84	61	100	57	54	726			1,222
	2014	71	135	131	81	109	-	-	-	-	-	-	-	527	-27.4%	▼	527
Misdemeanor	2013	82	57	92	110	73	107	84	86	51	73	66	70	414			951
	2014	65	52	74	81	82	-	-	-	-	-	-	-	354	-14.5%	▼	354
Non-Capital Felonies and Related Matters	2013	155	167	377	532	117	290	222	321	88	221	174	157	1,348			2,821
	2014	170	127	150	119	144	-	-	-	-	-	-	-	710	-47.3%	▼	710
Other	2013	3	-	4	1	4	7	3	3	1	3	-	-	12			29
	2014	1	6	1	-	5	-	-	-	-	-	-	-	13	8.3%	▲	13
Other Criminally Related Matters	2013	3	3	14	3	10	3	8	11	19	15	3	9	33			101
	2014	3	5	5	8	5	-	-	-	-	-	-	-	26	-21.2%	▼	26
Probates/Wills and Trusts - Level 1	2013	-	-	-	-	-	-	-	-	1	-	-	-	0			1
	2014	-	-	1	-	-	-	-	-	-	-	-	-	1	0.0%	↔	1
Probates/Wills and Trusts - Level 2	2013	2	3	1	-	3	-	4	3	2	1	3	1	9			23
	2014	1	-	3	1	3	-	-	-	-	-	-	-	8	-11.1%	▼	8
Uncontested Divorce	2013	18	17	27	25	17	20	13	29	24	20	10	15	104			235
	2014	26	14	27	11	15	-	-	-	-	-	-	-	93	-10.6%	▼	93

Type of Court: Circuit

Locale/Circuit: Prince William 31

Start/End Date: Jan-13 / May-14

Type of Case: Filings

AVG. Month: 1,460

2013 AVG Month: 1,467

2014 AVG Month: 1,443

Jan-May 2013: 8,384

Jan-May 2014: 7,213

Filings Trending: Downward ▼

D

a

s

h

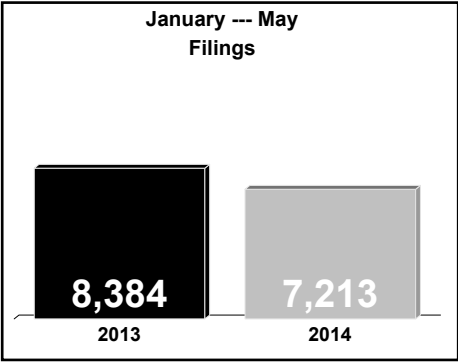
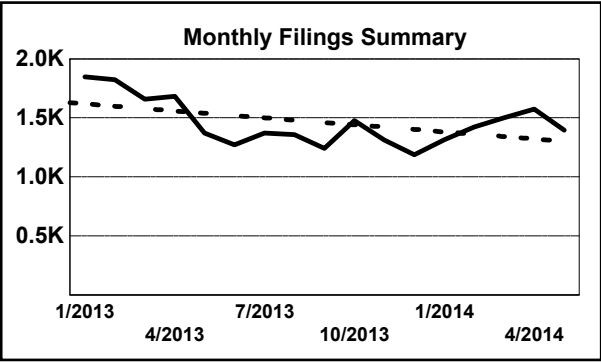
b

o

a

r

d



	Jan	Feb	Mar	Apr	May	Jun	Jul	Aug	Sep	Oct	Nov	Dec	Thru May	% Change	Trending	Total
2013	1,847	1,824	1,659	1,682	1,372	1,271	1,372	1,359	1,243	1,476	1,313	1,189	8,384			17,607
2014	1,316	1,424	1,502	1,574	1,397	-	-	-	-	-	-	-	7,213	-14.0%	▼	7,213

		Jan	Feb	Mar	Apr	May	Jun	Jul	Aug	Sep	Oct	Nov	Dec	Thru May	% Change	Trending	Total
Administrative Law	2013	1	-	1	2	3	2	1	1	1	1	3	2	7			18
	2014	3	1	1	1	-	-	-	-	-	-	-	-	6	-14.3%	▼	6
Contested Divorce	2013	25	35	44	41	36	23	27	29	32	37	28	32	181			389
	2014	37	28	36	34	47	-	-	-	-	-	-	-	182	0.6%	▲	182
Domestic and Family - Level 1	2013	22	12	4	30	12	14	8	11	25	12	24	11	80			185
	2014	5	12	14	22	18	-	-	-	-	-	-	-	71	-11.3%	▼	71
Domestic and Family - Level 2	2013	13	8	7	13	12	15	13	12	19	28	20	13	53			173
	2014	12	23	8	17	15	-	-	-	-	-	-	-	75	41.5%	▲	75
General Civil - Level 1	2013	2	4	2	3	3	3	-	3	5	2	2	2	14			31
	2014	3	4	3	3	6	-	-	-	-	-	-	-	19	35.7%	▲	19
General Civil - Level 2	2013	72	73	75	85	56	54	83	69	54	75	70	91	361			857
	2014	80	52	77	84	95	-	-	-	-	-	-	-	388	7.5%	▲	388
General Civil - Level 3	2013	39	34	34	35	35	31	29	24	25	34	25	24	177			369
	2014	27	24	31	26	38	-	-	-	-	-	-	-	146	-17.5%	▼	146
Miscellaneous	2013	1,040	911	851	720	587	440	577	520	435	602	481	499	4,109			7,663
	2014	605	635	624	599	474	-	-	-	-	-	-	-	2,937	-28.5%	▼	2,937
Misdemeanor	2013	105	168	103	145	116	142	117	145	93	98	95	111	637			1,438
	2014	96	116	88	167	107	-	-	-	-	-	-	-	574	-9.9%	▼	574
Non-Capital Felonies and Related Matters	2013	269	380	248	355	313	322	277	301	335	303	337	249	1,565			3,689
	2014	229	285	415	352	365	-	-	-	-	-	-	-	1,646	5.2%	▲	1,646
Other	2013	90	59	79	67	52	53	67	61	82	63	77	55	347			805
	2014	67	93	59	81	70	-	-	-	-	-	-	-	370	6.6%	▲	370
Other Criminally Related Matters	2013	66	47	100	90	52	75	56	92	34	98	71	51	355			832
	2014	72	79	51	72	55	-	-	-	-	-	-	-	329	-7.3%	▼	329
Probates/Wills and Trusts - Level 1	2013	-	-	-	2	1	-	-	-	-	-	1	-	3			4
	2014	-	2	1	1	2	-	-	-	-	-	-	-	6	100.0%	▲	6
Probates/Wills and Trusts - Level 2	2013	7	6	9	11	5	10	11	5	5	15	6	6	38			96
	2014	3	9	6	13	9	-	-	-	-	-	-	-	40	5.3%	▲	40
Protective Orders	2013	6	4	2	2	4	7	7	13	3	4	1	2	18			55
	2014	5	3	2	6	3	-	-	-	-	-	-	-	19	5.6%	▲	19
Uncontested Divorce	2013	90	83	100	81	85	80	99	73	95	104	72	41	439			1,003
	2014	72	58	86	96	93	-	-	-	-	-	-	-	405	-7.7%	▼	405