

Type of Court: Circuit

Locale/Circuit: Chesapeake 1

Start/End Date: Jan-13 / Mar-14

Type of Case: Filings

AVG. Month: 1,163

2013 AVG Month: 1,161

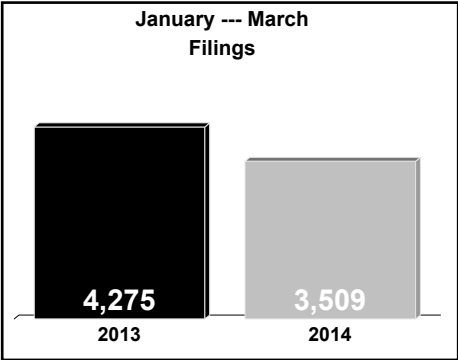
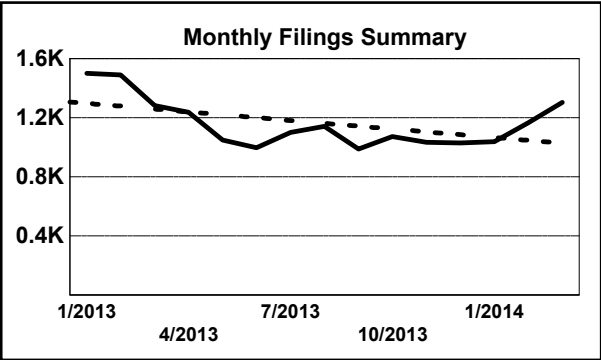
2014 AVG Month: 1,170

Jan-Mar 2013: 4,275

Jan-Mar 2014: 3,509

Filings Trending: Downward ▼

D
a
s
h
b
o
a
r
d



	Jan	Feb	Mar	Apr	May	Jun	Jul	Aug	Sep	Oct	Nov	Dec	Thru Mar	% Change	Trending	Total
2013	1,502	1,490	1,283	1,238	1,050	998	1,101	1,142	988	1,073	1,034	1,031	4,275			13,930
2014	1,038	1,166	1,305	-	-	-	-	-	-	-	-	-	3,509	-17.9%	▼	3,509

		Jan	Feb	Mar	Apr	May	Jun	Jul	Aug	Sep	Oct	Nov	Dec	Thru Mar	% Change	Trending	Total
Administrative Law	2013	-	3	5	6	3	1	1	2	1	3	-	2	8			27
	2014	1	1	3	-	-	-	-	-	-	-	-	-	5	-37.5%	▼	5
Contested Divorce	2013	18	31	29	20	24	23	26	17	21	11	21	12	78			253
	2014	12	29	37	-	-	-	-	-	-	-	-	-	78	0.0%	↔	78
Domestic and Family - Level 1	2013	13	22	33	10	14	18	17	16	13	18	3	11	68			188
	2014	8	13	20	-	-	-	-	-	-	-	-	-	41	-39.7%	▼	41
Domestic and Family - Level 2	2013	8	6	9	12	12	14	14	9	11	6	7	8	23			116
	2014	14	8	10	-	-	-	-	-	-	-	-	-	32	39.1%	▲	32
General Civil - Level 1	2013	3	3	4	4	2	2	2	2	2	2	4	4	10			34
	2014	3	2	3	-	-	-	-	-	-	-	-	-	8	-20.0%	▼	8
General Civil - Level 2	2013	31	76	36	79	33	34	49	38	36	38	52	38	143			540
	2014	16	54	35	-	-	-	-	-	-	-	-	-	105	-26.6%	▼	105
General Civil - Level 3	2013	12	15	20	35	17	9	31	8	11	13	20	9	47			200
	2014	20	24	23	-	-	-	-	-	-	-	-	-	67	42.6%	▲	67
Miscellaneous	2013	714	618	517	433	363	241	348	327	328	277	289	343	1,849			4,798
	2014	410	442	476	-	-	-	-	-	-	-	-	-	1,328	-28.2%	▼	1,328
Misdemeanor	2013	120	135	135	151	118	148	146	140	119	128	130	155	390			1,625
	2014	126	114	156	-	-	-	-	-	-	-	-	-	396	1.5%	▲	396
Non-Capital Felonies and Related Matters	2013	408	397	340	307	310	350	296	419	305	401	356	283	1,145			4,172
	2014	275	307	341	-	-	-	-	-	-	-	-	-	923	-19.4%	▼	923
Other	2013	71	69	56	65	54	64	72	60	68	67	51	53	196			750
	2014	73	71	81	-	-	-	-	-	-	-	-	-	225	14.8%	▲	225
Other Criminally Related Matters	2013	49	46	30	48	40	37	47	44	31	55	45	51	125			523
	2014	18	29	45	-	-	-	-	-	-	-	-	-	92	-26.4%	▼	92
Probates/Wills and Trusts - Level 1	2013	1	-	1	1	1	-	-	-	-	-	1	-	2			5
	2014	-	-	1	-	-	-	-	-	-	-	-	-	1	-50.0%	▼	1
Probates/Wills and Trusts - Level 2	2013	5	3	2	11	7	7	6	8	4	5	4	2	10			64
	2014	4	8	3	-	-	-	-	-	-	-	-	-	15	50.0%	▲	15
Uncontested Divorce	2013	49	66	66	56	52	50	46	52	38	49	51	60	181			635
	2014	58	64	71	-	-	-	-	-	-	-	-	-	193	6.6%	▲	193

Type of Court: Circuit

Locale/Circuit: Accomack 32

Start/End Date: Jan-13 / Mar-14

Type of Case: Filings

AVG. Month: 129

2013 AVG Month: 137

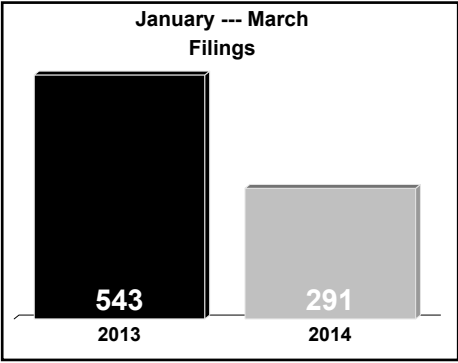
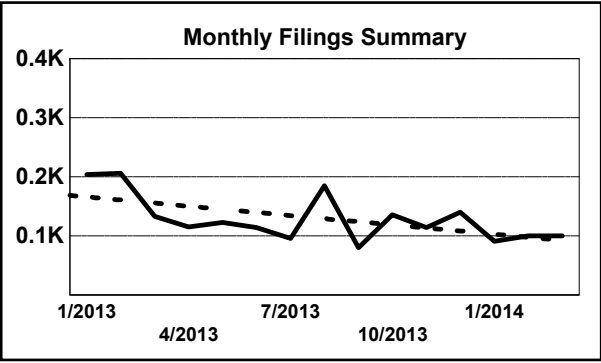
2014 AVG Month: 97

Jan-Mar 2013: 543

Jan-Mar 2014: 291

Filings Trending: Downward ▼

D
a
s
h
b
o
a
r
d



	Jan	Feb	Mar	Apr	May	Jun	Jul	Aug	Sep	Oct	Nov	Dec	Thru Mar	% Change	Trending	Total
2013	204	206	133	115	123	114	96	185	80	136	114	140	543			1,646
2014	91	100	100	-	-	-	-	-	-	-	-	-	291	-46.4%	▼	291

		Jan	Feb	Mar	Apr	May	Jun	Jul	Aug	Sep	Oct	Nov	Dec	Thru Mar	% Change	Trending	Total
Contested Divorce	2013	6	2	3	2	3	3	2	7	5	2	2	2	11			39
	2014	5	2	3	-	-	-	-	-	-	-	-	-	10	-9.1%	▼	10
Domestic and Family - Level 1	2013	2	-	1	1	-	2	-	-	2	1	1	1	3	0.0%	↔	3
	2014	1	1	1	-	-	-	-	-	-	-	-	-	3	0.0%	↔	3
Domestic and Family - Level 2	2013	-	-	-	1	3	1	1	2	1	1	3	-	0	0.0%	↔	13
	2014	2	-	-	-	-	-	-	-	-	-	-	-	2	0.0%	↔	2
General Civil - Level 1	2013	2	1	-	1	1	-	3	-	-	-	1	-	3			9
	2014	-	-	1	-	-	-	-	-	-	-	-	-	1	-66.7%	▼	1
General Civil - Level 2	2013	12	12	4	4	8	8	6	-	5	6	2	3	28			70
	2014	7	5	7	-	-	-	-	-	-	-	-	-	19	-32.1%	▼	19
General Civil - Level 3	2013	8	3	1	1	4	1	8	6	3	8	5	4	12			52
	2014	4	2	2	-	-	-	-	-	-	-	-	-	8	-33.3%	▼	8
Miscellaneous	2013	116	130	84	62	57	39	37	40	37	44	56	50	330			752
	2014	37	54	50	-	-	-	-	-	-	-	-	-	141	-57.3%	▼	141
Misdemeanor	2013	9	21	4	6	9	3	8	20	10	12	12	9	34			123
	2014	12	11	3	-	-	-	-	-	-	-	-	-	26	-23.5%	▼	26
Non-Capital Felonies and Related Matters	2013	36	22	18	27	26	48	12	94	5	51	16	65	76			420
	2014	6	19	19	-	-	-	-	-	-	-	-	-	44	-42.1%	▼	44
Other	2013	2	2	-	1	-	-	2	1	1	3	1	-	4			13
	2014	1	1	2	-	-	-	-	-	-	-	-	-	4	0.0%	↔	4
Other Criminally Related Matters	2013	5	1	3	3	3	3	7	4	5	2	10	-	9			46
	2014	5	1	4	-	-	-	-	-	-	-	-	-	10	11.1%	▲	10
Probates/Wills and Trusts - Level 2	2013	-	-	2	-	3	2	2	1	-	-	2	1	2			13
	2014	1	-	-	-	-	-	-	-	-	-	-	-	1	-50.0%	▼	1
Protective Orders	2013	1	-	-	1	-	-	-	-	-	-	-	-	1			2
	2014	1	2	1	-	-	-	-	-	-	-	-	-	4	300.0%	▲	4
Uncontested Divorce	2013	5	12	13	5	6	4	8	10	6	6	3	5	30			83
	2014	9	2	7	-	-	-	-	-	-	-	-	-	18	-40.0%	▼	18

Type of Court: Circuit

Locale/Circuit: Northampton 32

Start/End Date: Jan-13 / Mar-14

Type of Case: Filings

AVG. Month: 68

2013 AVG Month: 70

2014 AVG Month: 61

Jan-Mar 2013: 195

Jan-Mar 2014: 183

Filings Trending: Downward ▼

D

a

s

h

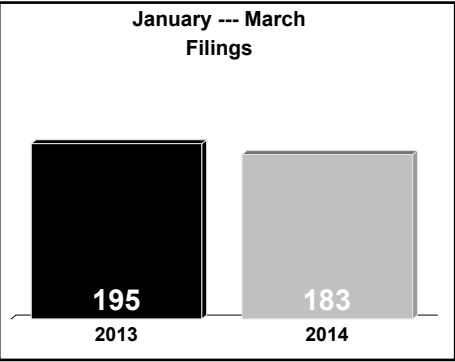
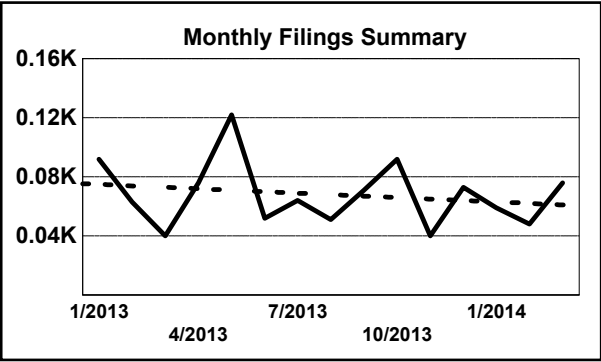
b

o

a

r

d



	Jan	Feb	Mar	Apr	May	Jun	Jul	Aug	Sep	Oct	Nov	Dec	Thru Mar	% Change	Trending	Total
2013	92	63	40	76	122	52	64	51	71	92	40	73	195			836
2014	59	48	76	-	-	-	-	-	-	-	-	-	183	-6.2%	▼	183

		Jan	Feb	Mar	Apr	May	Jun	Jul	Aug	Sep	Oct	Nov	Dec	Thru Mar	% Change	Trending	Total
Contested Divorce	2013	-	2	-	-	1	2	-	-	-	1	-	-	2			6
	2014	1	-	2	-	-	-	-	-	-	-	-	-	3	50.0%	▲	3
Domestic and Family - Lev	2013	-	-	-	-	-	-	2	-	-	-	-	-	0			2
Domestic and Family - Lev	2013	-	-	-	-	1	1	-	-	-	-	-	-	0	0.0%	↔	2
General Civil - Level 1	2013	-	1	-	1	-	-	1	-	-	-	-	-	1	0.0%	↔	3
General Civil - Level 2	2013	4	4	2	2	1	2	2	6	4	3	-	1	10			31
	2014	2	1	3	-	-	-	-	-	-	-	-	-	6	-40.0%	▼	6
General Civil - Level 3	2013	8	-	4	-	10	-	5	12	3	3	-	7	12			52
	2014	2	3	1	-	-	-	-	-	-	-	-	-	6	-50.0%	▼	6
Miscellaneous	2013	43	38	14	20	12	11	8	15	16	23	16	15	95			231
	2014	17	17	23	-	-	-	-	-	-	-	-	-	57	-40.0%	▼	57
Misdemeanor	2013	14	4	7	15	30	4	14	4	7	25	13	21	25			158
	2014	16	13	22	-	-	-	-	-	-	-	-	-	51	104.0%	▲	51
Non-Capital Felonies and Related Matters	2013	17	10	6	29	54	24	27	5	36	18	9	20	33			255
Related Matters	2014	16	2	13	-	-	-	-	-	-	-	-	-	31	-6.1%	▼	31
Other	2013	-	-	2	1	-	-	-	-	-	-	-	-	2			3
Other Criminally Related Matters	2013	3	-	3	5	11	-	3	4	3	13	1	5	6			51
	2014	4	8	4	-	-	-	-	-	-	-	-	-	16	166.7%	▲	16
Probates/Wills and Trusts - Level 2	2013	2	1	-	-	1	1	-	-	-	1	-	-	3			6
	2014	-	-	2	-	-	-	-	-	-	-	-	-	2	-33.3%	▼	2
Protective Orders	2013	-	-	-	-	-	1	-	-	-	-	-	-	0			1
Uncontested Divorce	2013	1	3	2	3	1	6	3	4	2	5	1	4	6	0.0%	↔	35
	2014	1	4	6	-	-	-	-	-	-	-	-	-	11	83.3%	▲	11

Type of Court: Circuit

Locale/Circuit: Portsmouth 3

Start/End Date: Jan-13 / Mar-14

Type of Case: Filings

AVG. Month: 788

2013 AVG Month: 779

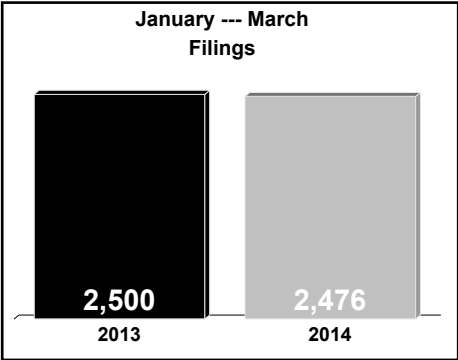
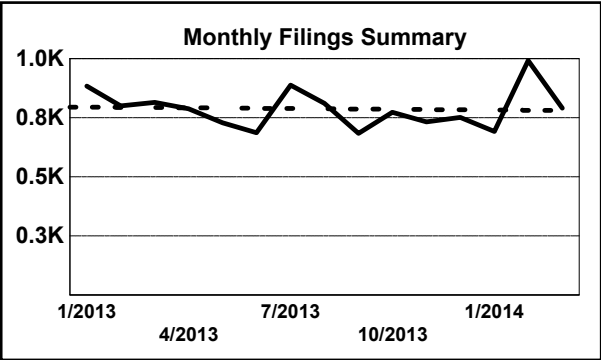
2014 AVG Month: 825

Jan-Mar 2013: 2,500

Jan-Mar 2014: 2,476

Filings Trending: Steady ↔

D
a
s
h
b
o
a
r
d



	Jan	Feb	Mar	Apr	May	Jun	Jul	Aug	Sep	Oct	Nov	Dec	Thru Mar	% Change	Trending	Total
2013	884	801	815	789	729	687	888	812	684	773	733	752	2,500			9,347
2014	693	992	791	-	-	-	-	-	-	-	-	-	2,476	-1.0%	▼	2,476

		Jan	Feb	Mar	Apr	May	Jun	Jul	Aug	Sep	Oct	Nov	Dec	Thru Mar	% Change	Trending	Total
Administrative Law	2013	-	-	-	-	-	1	-	1	-	1	1	2	0			6
Contested Divorce	2013	13	15	12	13	10	6	10	14	9	14	10	7	40	0.0%	↔	133
	2014	9	6	12	-	-	-	-	-	-	-	-	-	27	-32.5%	▼	27
Domestic and Family - Level 1	2013	10	7	15	13	16	11	16	13	21	13	7	17	32			159
	2014	6	14	6	-	-	-	-	-	-	-	-	-	26	-18.8%	▼	26
Domestic and Family - Level 2	2013	5	4	4	6	4	2	3	6	3	9	2	6	13			54
	2014	5	1	5	-	-	-	-	-	-	-	-	-	11	-15.4%	▼	11
General Civil - Level 1	2013	1	1	5	5	2	22	10	8	5	21	15	11	7			106
	2014	22	26	1	-	-	-	-	-	-	-	-	-	49	600.0%	▲	49
General Civil - Level 2	2013	27	23	19	32	17	29	36	19	25	22	18	21	69			288
	2014	23	33	25	-	-	-	-	-	-	-	-	-	81	17.4%	▲	81
General Civil - Level 3	2013	107	146	95	98	108	62	152	208	130	69	99	105	348			1,379
	2014	116	115	87	-	-	-	-	-	-	-	-	-	318	-8.6%	▼	318
Miscellaneous	2013	311	199	199	203	171	156	171	152	145	168	155	167	709			2,197
	2014	199	200	203	-	-	-	-	-	-	-	-	-	602	-15.1%	▼	602
Misdemeanor	2013	96	95	133	135	132	103	117	99	93	129	129	126	324			1,387
	2014	102	107	150	-	-	-	-	-	-	-	-	-	359	10.8%	▲	359
Non-Capital Felonies and Related Matters	2013	210	219	232	172	178	210	272	190	159	218	202	196	661			2,458
	2014	164	392	207	-	-	-	-	-	-	-	-	-	763	15.4%	▲	763
Other	2013	41	35	41	42	31	32	27	28	35	55	22	25	117			414
	2014	-	24	41	-	-	-	-	-	-	-	-	-	65	-44.4%	▼	65
Other Criminally Related Matters	2013	39	36	31	45	33	23	33	43	33	33	41	41	106			431
	2014	20	39	33	-	-	-	-	-	-	-	-	-	92	-13.2%	▼	92
Probates/Wills and Trusts - Level 1	2013	-	-	-	-	-	-	1	1	-	-	-	1	0			3
	2014	1	1	-	-	-	-	-	-	-	-	-	-	2	0.0%	↔	2
Probates/Wills and Trusts - Level 2	2013	8	6	6	1	7	1	6	3	6	4	6	4	20			58
	2014	5	6	2	-	-	-	-	-	-	-	-	-	13	-35.0%	▼	13
Protective Orders	2013	3	1	2	-	1	1	2	2	-	-	2	2	6			16
	2014	1	2	4	-	-	-	-	-	-	-	-	-	7	16.7%	▲	7
Uncontested Divorce	2013	13	14	21	24	19	28	32	25	20	17	24	21	48			258
	2014	20	26	15	-	-	-	-	-	-	-	-	-	61	27.1%	▲	61

Type of Court: Circuit

Locale/Circuit: Norfolk 4

Start/End Date: Jan-13 / Mar-14

Type of Case: Filings

AVG. Month: 1,778

2013 AVG Month: 1,783

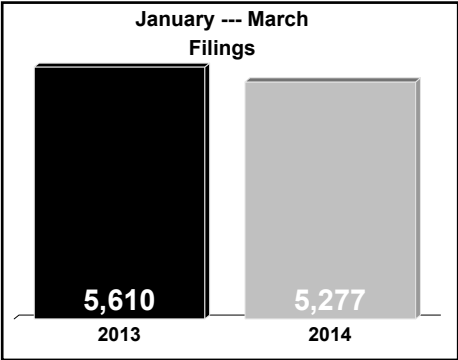
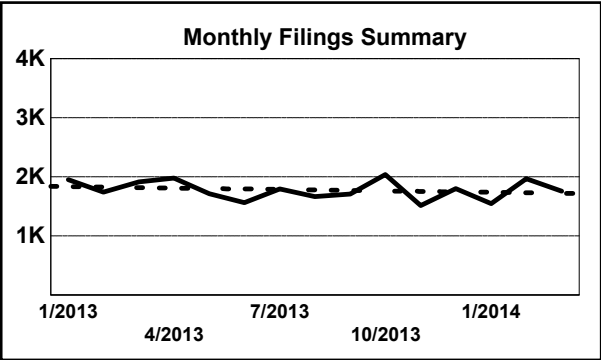
2014 AVG Month: 1,759

Jan-Mar 2013: 5,610

Jan-Mar 2014: 5,277

Filings Trending: Downward ▼

D
a
s
h
b
o
a
r
d



	Jan	Feb	Mar	Apr	May	Jun	Jul	Aug	Sep	Oct	Nov	Dec	Thru Mar	% Change	Trending	Total
2013	1,952	1,744	1,914	1,978	1,714	1,563	1,797	1,666	1,709	2,038	1,517	1,804	5,610			21,396
2014	1,549	1,969	1,759	-	-	-	-	-	-	-	-	-	5,277	-5.9%	▼	5,277

		Jan	Feb	Mar	Apr	May	Jun	Jul	Aug	Sep	Oct	Nov	Dec	Thru Mar	% Change	Trending	Total
Administrative Law	2013	1	-	-	1	2	-	1	-	3	1	-	1	1			10
	2014	3	2	1	-	-	-	-	-	-	-	-	-	6	500.0%	▲	6
Contested Divorce	2013	80	88	134	102	82	91	86	116	98	109	84	107	302			1,177
	2014	101	124	133	-	-	-	-	-	-	-	-	-	358	18.5%	▲	358
Domestic and Family - Level 1	2013	18	24	27	40	27	16	31	26	20	17	29	17	69			292
	2014	29	17	22	-	-	-	-	-	-	-	-	-	68	-1.4%	▼	68
Domestic and Family - Level 2	2013	29	22	30	17	33	20	25	24	19	18	25	18	81			280
	2014	13	19	17	-	-	-	-	-	-	-	-	-	49	-39.5%	▼	49
General Civil - Level 1	2013	9	4	6	3	6	1	4	4	-	7	3	3	19			50
	2014	2	5	4	-	-	-	-	-	-	-	-	-	11	-42.1%	▼	11
General Civil - Level 2	2013	63	59	67	50	49	57	58	73	46	72	44	53	189			691
	2014	47	58	61	-	-	-	-	-	-	-	-	-	166	-12.2%	▼	166
General Civil - Level 3	2013	43	42	49	77	43	56	72	72	69	67	42	66	134			698
	2014	53	61	56	-	-	-	-	-	-	-	-	-	170	26.9%	▲	170
Miscellaneous	2013	483	459	433	411	309	287	335	312	328	322	293	318	1,375			4,290
	2014	293	431	394	-	-	-	-	-	-	-	-	-	1,118	-18.7%	▼	1,118
Misdemeanor	2013	221	162	211	212	212	150	210	157	197	201	177	228	594			2,338
	2014	152	194	159	-	-	-	-	-	-	-	-	-	505	-15.0%	▼	505
Non-Capital Felonies and Related Matters	2013	587	420	462	578	523	481	491	462	500	709	437	543	1,469			6,193
	2014	455	568	429	-	-	-	-	-	-	-	-	-	1,452	-1.2%	▼	1,452
Other	2013	104	103	87	107	90	91	129	97	129	100	57	127	294			1,221
	2014	112	87	91	-	-	-	-	-	-	-	-	-	290	-1.4%	▼	290
Other Criminally Related Matters	2013	88	86	106	115	87	90	107	93	87	130	84	103	280			1,176
	2014	63	93	74	-	-	-	-	-	-	-	-	-	230	-17.9%	▼	230
Probates/Wills and Trusts - Level 1	2013	1	1	-	-	1	1	-	-	-	-	1	-	2			5
	2014	1	1	-	-	-	-	-	-	-	-	-	-	2	0.0%	↔	2
Probates/Wills and Trusts - Level 2	2013	14	16	18	16	11	18	12	12	14	10	10	7	48			158
	2014	17	10	14	-	-	-	-	-	-	-	-	-	41	-14.6%	▼	41
Protective Orders	2013	1	3	2	1	4	3	3	3	2	1	3	2	6			28
	2014	1	1	2	-	-	-	-	-	-	-	-	-	4	-33.3%	▼	4
Uncontested Divorce	2013	210	255	282	248	235	201	233	215	197	274	228	211	747			2,789
	2014	207	298	302	-	-	-	-	-	-	-	-	-	807	8.0%	▲	807

Type of Court: Circuit

Locale/Circuit: Isle of Wight 5

Start/End Date: Jan-13 / Mar-14

Type of Case: Filings

AVG. Month: 146

2013 AVG Month: 144

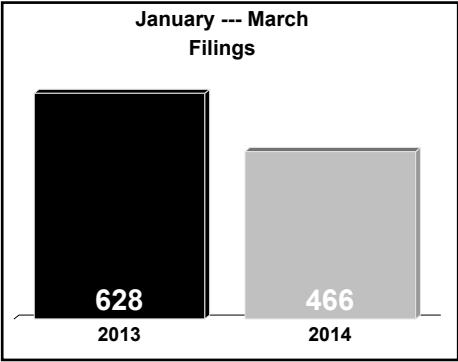
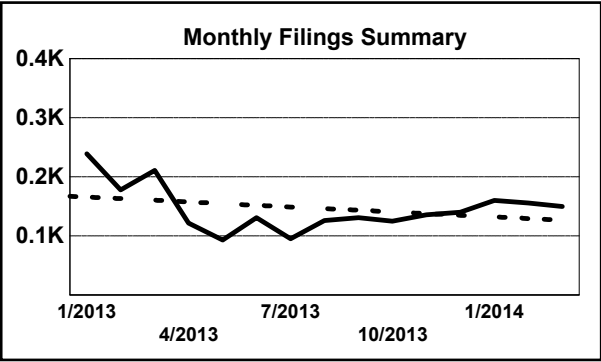
2014 AVG Month: 155

Jan-Mar 2013: 628

Jan-Mar 2014: 466

Filings Trending: Downward ▼

D
a
s
h
b
o
a
r
d



	Jan	Feb	Mar	Apr	May	Jun	Jul	Aug	Sep	Oct	Nov	Dec	Thru Mar	% Change	Trending	Total
2013	239	178	211	122	93	131	95	126	131	125	136	140	628			1,727
2014	160	156	150	-	-	-	-	-	-	-	-	-	466	-25.8%	▼	466

		Jan	Feb	Mar	Apr	May	Jun	Jul	Aug	Sep	Oct	Nov	Dec	Thru Mar	% Change	Trending	Total
Administrative Law	2013	-	-	-	-	-	-	-	-	1	-	-	-	0			1
Contested Divorce	2013	4	3	4	5	3	2	3	1	4	1	4	8	11	0.0%	↔	42
	2014	4	2	4	-	-	-	-	-	-	-	-	-	10	-9.1%	▼	10
Domestic and Family - Level 1	2013	1	2	3	-	3	1	-	2	1	1	4	2	6			20
	2014	2	5	-	-	-	-	-	-	-	-	-	-	7	16.7%	▲	7
Domestic and Family - Level 2	2013	-	-	1	2	3	2	-	-	-	4	1	3	1			16
	2014	2	2	-	-	-	-	-	-	-	-	-	-	4	300.0%	▲	4
General Civil - Level 2	2013	4	4	7	2	3	4	1	12	6	3	-	1	15			47
	2014	5	3	3	-	-	-	-	-	-	-	-	-	11	-26.7%	▼	11
General Civil - Level 3	2013	2	2	-	2	1	4	1	2	3	3	1	1	4			22
	2014	4	7	4	-	-	-	-	-	-	-	-	-	15	275.0%	▲	15
Miscellaneous	2013	165	115	110	80	45	57	65	69	37	66	60	59	390			928
	2014	89	96	96	-	-	-	-	-	-	-	-	-	281	-27.9%	▼	281
Misdemeanor	2013	6	8	4	3	7	15	2	5	13	6	8	-	18			77
	2014	-	6	5	-	-	-	-	-	-	-	-	-	11	-38.9%	▼	11
Non-Capital Felonies and Related Matters	2013	42	31	66	19	16	28	11	17	49	20	36	51	139			386
	2014	38	20	19	-	-	-	-	-	-	-	-	-	77	-44.6%	▼	77
Other	2013	4	2	2	1	4	4	-	4	5	4	8	1	8			39
	2014	8	9	4	-	-	-	-	-	-	-	-	-	21	162.5%	▲	21
Other Criminally Related Matters	2013	3	6	3	3	3	5	4	4	1	7	6	3	12			48
	2014	2	2	6	-	-	-	-	-	-	-	-	-	10	-16.7%	▼	10
Probates/Wills and Trusts	2013	-	1	1	-	-	-	-	-	-	-	-	-	2			2
Probates/Wills and Trusts - Level 2	2013	-	1	-	1	1	-	-	1	1	1	3	1	1			10
	2014	4	-	-	-	-	-	-	-	-	-	-	-	4	300.0%	▲	4
Uncontested Divorce	2013	8	3	10	4	4	9	8	9	10	9	5	10	21			89
	2014	2	4	9	-	-	-	-	-	-	-	-	-	15	-28.6%	▼	15

Type of Court: Circuit

Locale/Circuit: Southampton 5

Start/End Date: Jan-13 / Mar-14

Type of Case: Filings

AVG. Month: 168

2013 AVG Month: 167

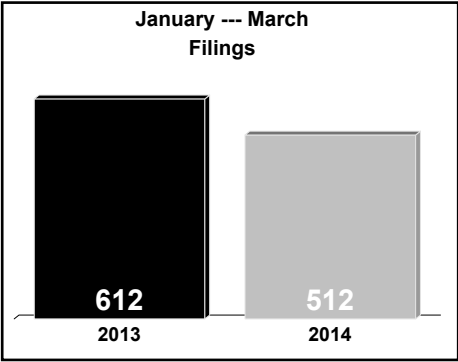
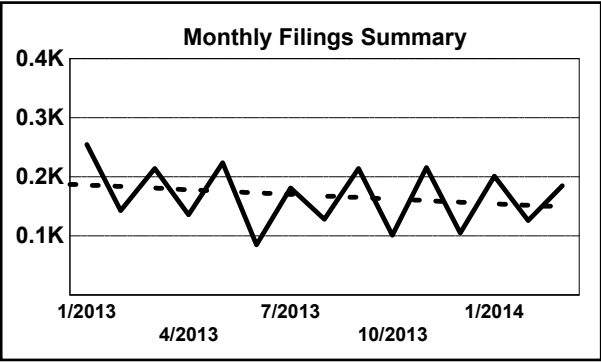
2014 AVG Month: 171

Jan-Mar 2013: 612

Jan-Mar 2014: 512

Filings Trending: Downward ▼

D
a
s
h
b
o
a
r
d



	Jan	Feb	Mar	Apr	May	Jun	Jul	Aug	Sep	Oct	Nov	Dec	Thru Mar	% Change	Trending	Total
2013	255	143	214	136	224	85	181	128	214	101	216	105	612			2,002
2014	201	126	185	-	-	-	-	-	-	-	-	-	512	-16.3%	▼	512

		Jan	Feb	Mar	Apr	May	Jun	Jul	Aug	Sep	Oct	Nov	Dec	Thru Mar	% Change	Trending	Total
Contested Divorce	2013	-	3	3	5	2	5	6	4	4	2	3	1	6			38
	2014	-	3	6	-	-	-	-	-	-	-	-	-	9	50.0%	▲	9
Domestic and Family - Level 1	2013	3	1	-	-	2	-	12	-	1	-	3	1	4			23
	2014	2	-	-	-	-	-	-	-	-	-	-	-	2	-50.0%	▼	2
Domestic and Family - Level 2	2013	1	-	-	1	-	-	1	5	-	-	-	1	1			9
	2014	-	-	2	-	-	-	-	-	-	-	-	-	2	100.0%	▲	2
General Civil - Level 1	2013	1	-	-	-	-	-	1	1	-	-	-	-	1			3
	2014	3	1	6	-	-	-	-	-	-	-	-	-	10	-9.1%	▼	10
General Civil - Level 2	2013	6	1	4	5	4	2	2	5	4	7	3	2	11			45
	2014	3	1	6	-	-	-	-	-	-	-	-	-	10	-9.1%	▼	10
General Civil - Level 3	2013	17	8	4	15	7	-	-	5	5	7	10	2	29			80
	2014	5	6	6	-	-	-	-	-	-	-	-	-	17	-41.4%	▼	17
Miscellaneous	2013	69	86	52	46	38	37	37	23	28	27	26	39	207			508
	2014	47	50	52	-	-	-	-	-	-	-	-	-	149	-28.0%	▼	149
Misdemeanor	2013	8	6	6	9	25	8	15	6	10	4	6	5	20			108
	2014	17	14	11	-	-	-	-	-	-	-	-	-	42	110.0%	▲	42
Non-Capital Felonies and Related Matters	2013	134	33	128	42	101	22	81	69	89	35	105	46	295			885
	2014	65	39	55	-	-	-	-	-	-	-	-	-	159	-46.1%	▼	159
Other	2013	1	2	-	2	2	3	1	2	-	5	2	-	3			20
	2014	1	2	2	-	-	-	-	-	-	-	-	-	5	66.7%	▲	5
Other Criminally Related Matters	2013	9	1	10	4	38	3	16	3	64	5	55	4	20			212
	2014	53	4	38	-	-	-	-	-	-	-	-	-	95	375.0%	▲	95
Probates/Wills and Trusts	2014	-	-	1	-	-	-	-	-	-	-	-	-	1			1
Probates/Wills and Trusts - Level 2	2013	1	-	-	-	-	-	1	1	1	-	-	-	1			4
	2014	1	-	1	-	-	-	-	-	-	-	-	-	2	100.0%	▲	2
Protective Orders	2013	-	-	-	-	-	-	1	-	-	-	-	-	0			1
Uncontested Divorce	2013	5	2	7	7	5	5	8	3	8	9	3	4	14	0.0%	↔	66
	2014	7	7	5	-	-	-	-	-	-	-	-	-	19	35.7%	▲	19

Type of Court: Circuit

Locale/Circuit: Suffolk 5

Start/End Date: Jan-13 / Mar-14

Type of Case: Filings

AVG. Month: 473

2013 AVG Month: 474

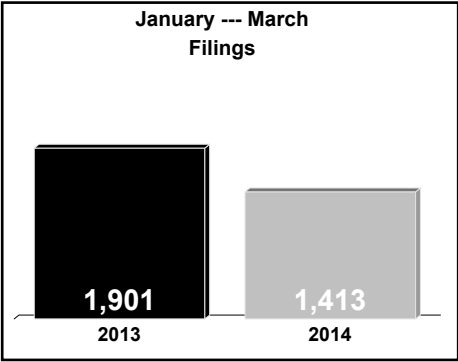
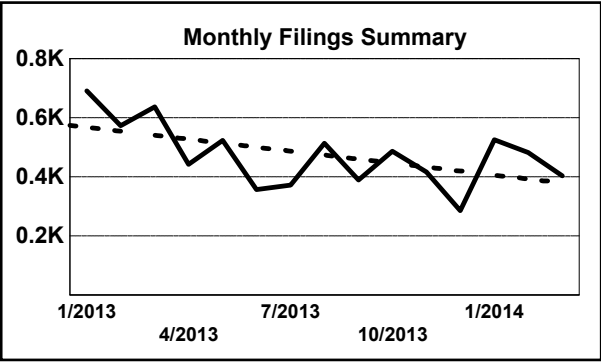
2014 AVG Month: 471

Jan-Mar 2013: 1,901

Jan-Mar 2014: 1,413

Filings Trending: Downward ▼

D
a
s
h
b
o
a
r
d

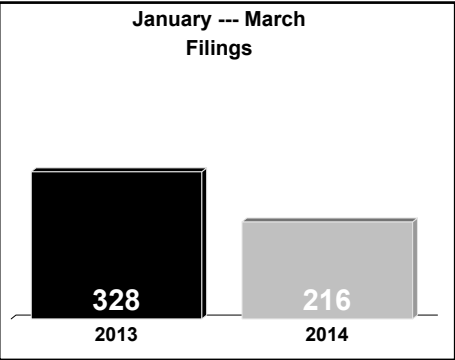
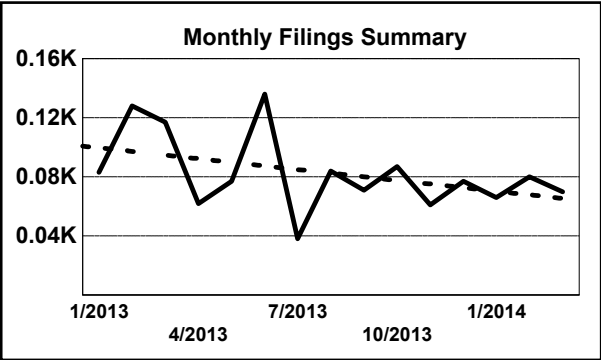


	Jan	Feb	Mar	Apr	May	Jun	Jul	Aug	Sep	Oct	Nov	Dec	Thru Mar	% Change	Trending	Total
2013	691	573	637	442	524	357	372	514	389	487	417	286	1,901			5,689
2014	526	483	404	-	-	-	-	-	-	-	-	-	1,413	-25.7%	▼	1,413

		Jan	Feb	Mar	Apr	May	Jun	Jul	Aug	Sep	Oct	Nov	Dec	Thru Mar	% Change	Trending	Total
Administrative Law	2013	-	-	-	1	-	-	1	1	-	-	1	-	0			4
	2014	-	1	-	-	-	-	-	-	-	-	-	-	1	0.0%	↔	1
Capital Murder	2013	-	-	-	-	-	-	-	-	-	1	1	6	0			8
Contested Divorce	2013	15	12	14	10	10	9	9	4	10	12	10	11	41	0.0%	↔	126
	2014	3	9	14	-	-	-	-	-	-	-	-	-	26	-36.6%	▼	26
Domestic and Family - Level 1	2013	9	5	5	4	1	6	4	3	4	6	5	1	19			53
	2014	2	3	4	-	-	-	-	-	-	-	-	-	9	-52.6%	▼	9
Domestic and Family - Level 2	2013	5	9	9	11	7	7	4	9	6	5	3	10	23			85
	2014	5	3	5	-	-	-	-	-	-	-	-	-	13	-43.5%	▼	13
General Civil - Level 1	2013	1	-	-	1	1	1	3	1	3	1	2	1	1			15
	2014	3	1	-	-	-	-	-	-	-	-	-	-	4	300.0%	▲	4
General Civil - Level 2	2013	14	16	21	22	19	18	25	16	13	13	14	10	51			201
	2014	18	14	18	-	-	-	-	-	-	-	-	-	50	-2.0%	▼	50
General Civil - Level 3	2013	7	14	9	12	11	10	7	14	6	10	9	6	30			115
	2014	7	7	7	-	-	-	-	-	-	-	-	-	21	-30.0%	▼	21
Miscellaneous	2013	250	228	203	156	124	87	111	115	97	115	115	124	681			1,725
	2014	146	168	136	-	-	-	-	-	-	-	-	-	450	-33.9%	▼	450
Misdemeanor	2013	69	51	81	30	44	47	44	51	33	69	61	22	201			602
	2014	71	46	39	-	-	-	-	-	-	-	-	-	156	-22.4%	▼	156
Non-Capital Felonies and Related Matters	2013	261	185	239	161	265	137	121	257	178	228	165	72	685			2,269
	2014	232	201	142	-	-	-	-	-	-	-	-	-	575	-16.1%	▼	575
Other	2013	11	6	9	11	8	9	15	10	6	5	7	6	26			103
	2014	6	11	5	-	-	-	-	-	-	-	-	-	22	-15.4%	▼	22
Other Criminally Related Matters	2013	19	4	10	7	6	9	10	11	9	9	7	3	33			104
	2014	17	4	10	-	-	-	-	-	-	-	-	-	31	-6.1%	▼	31
Probates/Wills and Trusts	2013	-	-	2	-	-	-	-	-	-	1	-	-	2			3
Probates/Wills and Trusts - Level 2	2013	7	10	6	-	2	1	1	2	1	1	2	1	23			34
	2014	-	1	3	-	-	-	-	-	-	-	-	-	4	-82.6%	▼	4
Uncontested Divorce	2013	23	33	29	16	26	16	17	20	23	11	15	13	85			242
	2014	16	14	21	-	-	-	-	-	-	-	-	-	51	-40.0%	▼	51

Type of Court: Circuit
Locale/Circuit: Brunswick 6
Start/End Date: Jan-13 / Mar-14
Type of Case: Filings
AVG. Month: 82
2013 AVG Month: 85
2014 AVG Month: 72
Jan-Mar 2013: 328
Jan-Mar 2014: 216
Filings Trending: Downward ▼

D
a
s
h
b
o
a
r
d

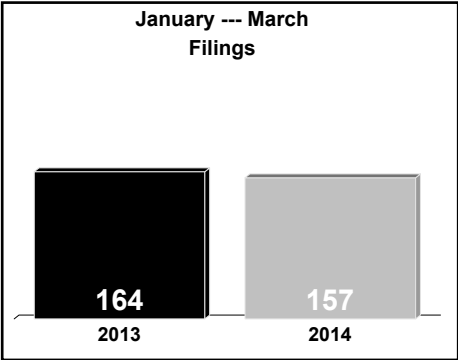
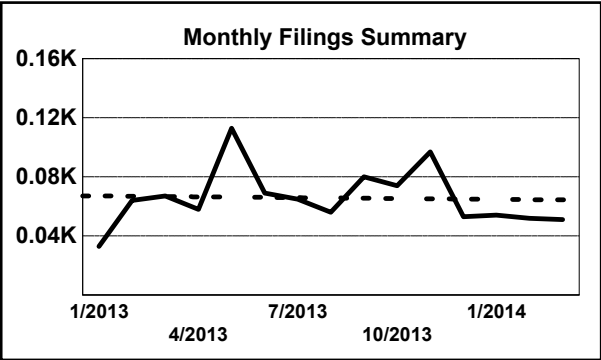


	Jan	Feb	Mar	Apr	May	Jun	Jul	Aug	Sep	Oct	Nov	Dec	Thru Mar	% Change	Trending	Total
2013	83	128	117	62	77	136	38	84	71	87	61	77	328			1,021
2014	66	80	70	-	-	-	-	-	-	-	-	-	216	-34.1%	▼	216

		Jan	Feb	Mar	Apr	May	Jun	Jul	Aug	Sep	Oct	Nov	Dec	Thru Mar	% Change	Trending	Total
Contested Divorce	2013	2	-	1	-	2	1	-	-	1	-	-	1	3			8
	2014	-	-	3	-	-	-	-	-	-	-	-	-	3	0.0%	↔	3
Domestic and Family - Lev	2013	1	1	1	-	1	1	-	-	2	-	-	-	3			7
Domestic and Family - Level 2	2013	-	-	-	-	-	-	-	-	1	-	-	1	0			2
	2014	1	-	1	-	-	-	-	-	-	-	-	-	2	0.0%	↔	2
General Civil - Level 1	2013	-	-	-	-	-	-	-	-	-	1	-	-	0			1
General Civil - Level 2	2013	5	-	2	1	2	2	2	3	1	1	-	1	7	0.0%	↔	20
	2014	1	1	1	-	-	-	-	-	-	-	-	-	3	-57.1%	▼	3
General Civil - Level 3	2013	2	2	-	3	-	3	4	-	-	3	-	1	4			18
	2014	-	1	1	-	-	-	-	-	-	-	-	-	2	-50.0%	▼	2
Miscellaneous	2013	32	28	38	20	19	16	15	15	22	21	23	19	98			268
	2014	24	47	26	-	-	-	-	-	-	-	-	-	97	-1.0%	▼	97
Misdemeanor	2013	17	26	16	16	15	34	-	26	9	34	10	15	59			218
	2014	16	13	7	-	-	-	-	-	-	-	-	-	36	-39.0%	▼	36
Non-Capital Felonies and Related Matters	2013	21	66	50	17	26	73	16	37	24	21	22	35	137			408
	2014	13	15	26	-	-	-	-	-	-	-	-	-	54	-60.6%	▼	54
Other	2013	-	1	-	1	-	-	-	-	2	1	1	-	1			6
Other Criminally Related Matters	2013	-	2	6	-	7	3	-	1	1	-	3	1	8			24
	2014	9	1	3	-	-	-	-	-	-	-	-	-	13	62.5%	▲	13
Probates/Wills and Trusts - Level 2	2013	-	-	-	1	1	1	-	-	-	1	-	-	0			4
	2014	-	-	1	-	-	-	-	-	-	-	-	-	1	0.0%	↔	1
Uncontested Divorce	2013	3	2	3	3	4	2	1	2	8	4	2	3	8			37
	2014	2	2	1	-	-	-	-	-	-	-	-	-	5	-37.5%	▼	5

Type of Court: Circuit
Locale/Circuit: Greenville 6
Start/End Date: Jan-13 / Mar-14
Type of Case: Filings
AVG. Month: 66
2013 AVG Month: 69
2014 AVG Month: 52
Jan-Mar 2013: 164
Jan-Mar 2014: 157
Filings Trending: Downward ▼

D
a
s
h
b
o
a
r
d



	Jan	Feb	Mar	Apr	May	Jun	Jul	Aug	Sep	Oct	Nov	Dec	Thru Mar	% Change	Trending	Total
2013	33	64	67	58	113	69	65	56	80	74	97	53	164			829
2014	54	52	51	-	-	-	-	-	-	-	-	-	157	-4.3%	▼	157

		Jan	Feb	Mar	Apr	May	Jun	Jul	Aug	Sep	Oct	Nov	Dec	Thru Mar	% Change	Trending	Total
Administrative Law	2013	-	-	-	-	-	-	-	-	-	1	-	-	0			1
	2014	-	-	1	-	-	-	-	-	-	-	-	-	1	0.0%	↔	1
Contested Divorce	2013	1	2	4	2	5	2	1	2	1	1	-	1	7			22
	2014	1	1	5	-	-	-	-	-	-	-	-	-	7	0.0%	↔	7
Domestic and Family - Level 1	2013	2	-	1	-	1	3	-	-	-	-	1	1	3			9
	2014	-	-	1	-	-	-	-	-	-	-	-	-	1	-66.7%	▼	1
Domestic and Family - Level 2	2013	-	-	-	-	1	-	-	2	-	-	1	-	0			4
	2014	1	-	-	-	-	-	-	-	-	-	-	-	1	0.0%	↔	1
General Civil - Level 1	2013	-	-	-	1	2	-	-	-	-	-	-	-	0			3
	2014	1	-	-	-	-	-	-	-	-	-	-	-	1	0.0%	↔	1
General Civil - Level 2	2013	4	9	7	3	6	3	1	3	4	8	3	5	20			56
	2014	2	3	1	-	-	-	-	-	-	-	-	-	6	-70.0%	▼	6
General Civil - Level 3	2013	1	1	1	6	1	3	4	2	21	4	7	2	3			53
	2014	1	3	1	-	-	-	-	-	-	-	-	-	5	66.7%	▲	5
Miscellaneous	2013	-	7	9	6	3	4	9	5	5	12	4	6	16			70
	2014	8	6	8	-	-	-	-	-	-	-	-	-	22	37.5%	▲	22
Misdemeanor	2013	5	4	8	4	23	3	6	10	9	5	10	7	17			94
	2014	4	6	5	-	-	-	-	-	-	-	-	-	15	-11.8%	▼	15
Non-Capital Felonies and Related Matters	2013	16	37	31	26	63	49	42	22	39	32	58	27	84			442
	2014	31	25	26	-	-	-	-	-	-	-	-	-	82	-2.4%	▼	82
Other Criminally Related Matters	2013	1	-	4	8	3	-	1	7	-	3	8	1	5			36
	2014	3	5	1	-	-	-	-	-	-	-	-	-	9	80.0%	▲	9
Probates/Wills and Trusts	2014	-	1	-	-	-	-	-	-	-	-	-	-	1			1
Uncontested Divorce	2013	3	4	2	2	5	2	1	3	1	8	5	3	9			39
	2014	2	2	2	-	-	-	-	-	-	-	-	-	6	-33.3%	▼	6

Type of Court: Circuit

Locale/Circuit: Prince George 6

Start/End Date: Jan-13 / Mar-14

Type of Case: Filings

AVG. Month: 183

2013 AVG Month: 181

2014 AVG Month: 192

Jan-Mar 2013: 622

Jan-Mar 2014: 576

Filings Trending: Downward ▼

D

a

s

h

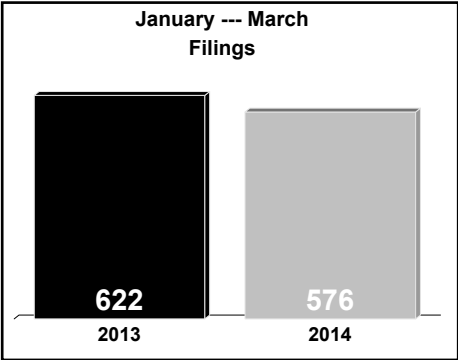
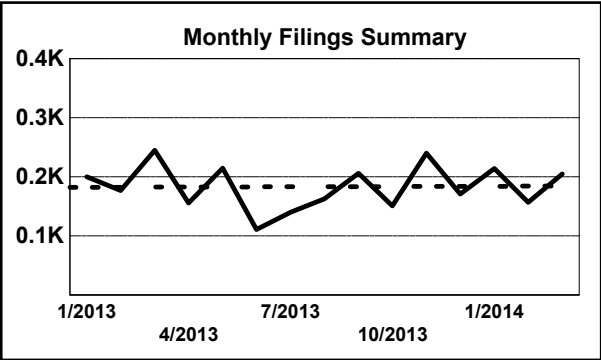
b

o

a

r

d

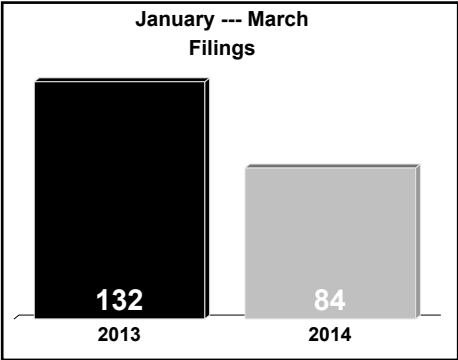
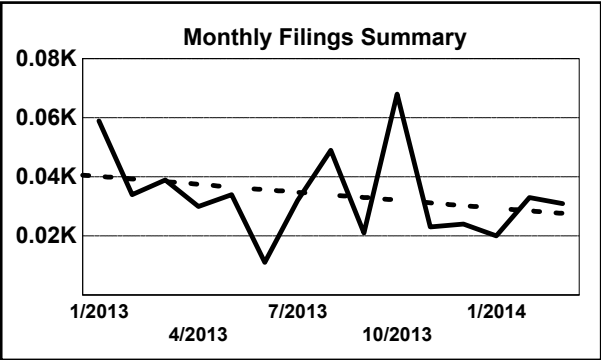


	Jan	Feb	Mar	Apr	May	Jun	Jul	Aug	Sep	Oct	Nov	Dec	Thru Mar	% Change	Trending	Total
2013	200	177	245	156	215	111	140	163	206	151	240	171	622			2,175
2014	214	157	205	-	-	-	-	-	-	-	-	-	576	-7.4%	▼	576

		Jan	Feb	Mar	Apr	May	Jun	Jul	Aug	Sep	Oct	Nov	Dec	Thru Mar	% Change	Trending	Total
Administrative Law	2013	1	1	-	-	1	-	-	-	1	-	-	1	2			5
	2014	-	1	-	-	-	-	-	-	-	-	-	-	1	-50.0%	▼	1
Contested Divorce	2013	-	3	7	7	5	1	2	1	8	7	5	1	10			47
	2014	5	2	4	-	-	-	-	-	-	-	-	-	11	10.0%	▲	11
Domestic and Family - Level 1	2013	2	2	1	2	8	2	9	5	3	9	4	1	5			48
	2014	2	2	13	-	-	-	-	-	-	-	-	-	17	240.0%	▲	17
Domestic and Family - Level 2	2013	2	1	1	2	-	1	2	2	6	-	-	2	4			19
	2014	-	-	2	-	-	-	-	-	-	-	-	-	2	-50.0%	▼	2
General Civil - Level 1	2013	-	-	-	-	-	-	-	-	-	1	-	-	0			1
	2014	5	1	7	2	5	10	8	7	4	8	3	6	13	0.0%	↔	66
General Civil - Level 2	2013	5	1	7	2	5	10	8	7	4	8	3	6	13	0.0%	↔	13
	2014	6	2	5	-	-	-	-	-	-	-	-	-	13	0.0%	↔	13
General Civil - Level 3	2013	1	5	7	2	2	3	1	5	2	1	2	2	13			33
	2014	1	1	1	-	-	-	-	-	-	-	-	-	3	-76.9%	▼	3
Miscellaneous	2013	125	117	105	78	56	41	49	56	59	59	64	75	347			884
	2014	87	80	101	-	-	-	-	-	-	-	-	-	268	-22.8%	▼	268
Misdemeanor	2013	13	11	19	8	24	13	18	15	26	17	31	11	43			206
	2014	27	17	12	-	-	-	-	-	-	-	-	-	56	30.2%	▲	56
Non-Capital Felonies and Related Matters	2013	36	22	76	36	103	25	41	57	74	31	115	56	134			672
	2014	65	36	49	-	-	-	-	-	-	-	-	-	150	11.9%	▲	150
Other	2013	2	1	1	5	-	3	1	3	5	2	2	3	4			28
	2014	2	6	5	-	-	-	-	-	-	-	-	-	13	225.0%	▲	13
Other Criminally Related Matters	2013	9	4	6	6	1	5	5	2	7	8	2	6	19			61
	2014	6	3	4	-	-	-	-	-	-	-	-	-	13	-31.6%	▼	13
Probates/Wills and Trusts - Level 2	2013	-	1	1	1	1	1	-	-	-	2	3	-	2			10
	2014	2	1	1	-	-	-	-	-	-	-	-	-	4	100.0%	▲	4
Uncontested Divorce	2013	4	8	14	7	9	6	4	10	11	6	9	7	26			95
	2014	11	6	8	-	-	-	-	-	-	-	-	-	25	-3.8%	▼	25

Type of Court: Circuit
Locale/Circuit: Surry 6
Start/End Date: Jan-13 / Mar-14
Type of Case: Filings
AVG. Month: 34
2013 AVG Month: 35
2014 AVG Month: 28
Jan-Mar 2013: 132
Jan-Mar 2014: 84
Filings Trending: Downward ▼

D
a
s
h
b
o
a
r
d

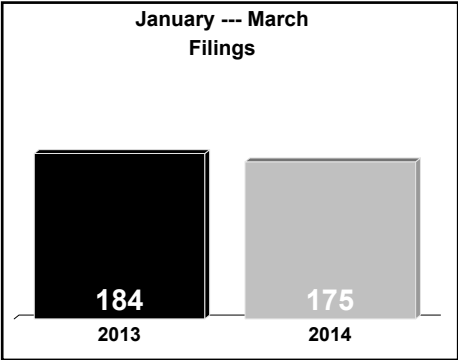
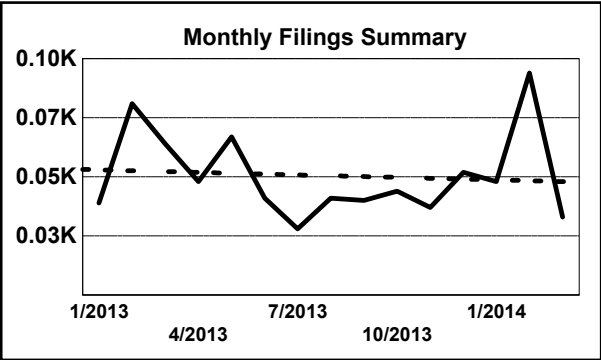


	Jan	Feb	Mar	Apr	May	Jun	Jul	Aug	Sep	Oct	Nov	Dec	Thru Mar	% Change	Trending	Total
2013	59	34	39	30	34	11	32	49	21	68	23	24	132			424
2014	20	33	31	-	-	-	-	-	-	-	-	-	84	-36.4%	▼	84

		Jan	Feb	Mar	Apr	May	Jun	Jul	Aug	Sep	Oct	Nov	Dec	Thru Mar	% Change	Trending	Total
Contested Divorce	2013	-	2	2	-	-	-	1	1	-	3	1	-	4			10
	2014	3	1	3	-	-	-	-	-	-	-	-	-	7	75.0%	▲	7
Domestic and Family - Lev	2013	-	-	-	-	-	-	1	-	-	-	-	-	0			1
General Civil - Level 1	2013	-	1	2	-	-	-	-	-	-	-	-	-	3	0.0%	↔	3
General Civil - Level 2	2013	2	5	3	-	4	1	3	2	2	1	-	2	10			25
	2014	1	-	-	-	-	-	-	-	-	-	-	-	1	-90.0%	▼	1
General Civil - Level 3	2013	2	1	2	-	1	-	-	2	-	4	3	-	5			15
	2014	1	7	3	-	-	-	-	-	-	-	-	-	11	120.0%	▲	11
Miscellaneous	2013	21	22	17	20	7	7	13	13	14	15	11	16	60			176
	2014	12	18	19	-	-	-	-	-	-	-	-	-	49	-18.3%	▼	49
Misdemeanor	2013	11	-	3	-	9	-	9	2	3	-	1	3	14			41
	2014	2	-	2	-	-	-	-	-	-	-	-	-	4	-71.4%	▼	4
Non-Capital Felonies and Related Matters	2013	17	1	7	6	11	2	5	25	2	43	5	-	25			124
	2014	-	6	2	-	-	-	-	-	-	-	-	-	8	-68.0%	▼	8
Other	2013	2	-	-	-	-	-	-	1	-	1	1	1	2			6
	2014	-	1	-	-	-	-	-	-	-	-	-	-	1	-50.0%	▼	1
Other Criminally Related Matters	2013	-	1	-	-	1	-	-	1	-	-	-	1	1			4
	2014	1	-	-	-	-	-	-	-	-	-	-	-	1	0.0%	↔	1
Probates/Wills and Trusts	2013	-	-	1	-	-	-	-	-	-	-	-	-	1			1
Uncontested Divorce	2013	4	1	2	4	1	1	-	2	-	1	1	1	7			18
	2014	-	-	2	-	-	-	-	-	-	-	-	-	2	-71.4%	▼	2

Type of Court: Circuit
Locale/Circuit: Sussex 6
Start/End Date: Jan-13 / Mar-14
Type of Case: Filings
AVG. Month: 50
2013 AVG Month: 49
2014 AVG Month: 58
Jan-Mar 2013: 184
Jan-Mar 2014: 175
Filings Trending: Downward ▼

D
a
s
h
b
o
a
r
d



	Jan	Feb	Mar	Apr	May	Jun	Jul	Aug	Sep	Oct	Nov	Dec	Thru Mar	% Change	Trending	Total
2013	39	81	64	48	67	41	28	41	40	44	37	52	184			582
2014	48	94	33	-	-	-	-	-	-	-	-	-	175	-4.9%	▼	175

		Jan	Feb	Mar	Apr	May	Jun	Jul	Aug	Sep	Oct	Nov	Dec	Thru Mar	% Change	Trending	Total
Administrative Law	2013	-	-	-	-	1	-	-	1	-	-	-	-	0			2
Contested Divorce	2013	1	1	-	-	-	-	-	1	2	-	-	2	2	0.0%	↔	7
	2014	2	1	-	-	-	-	-	-	-	-	-	-	3	50.0%	▲	3
Domestic and Family - Level 1	2013	-	-	3	3	3	-	-	-	-	-	-	-	3			9
	2014	-	1	4	-	-	-	-	-	-	-	-	-	5	66.7%	▲	5
Domestic and Family - Lev	2013	-	1	-	1	-	-	1	-	-	-	1	-	1			4
General Civil - Level 1	2013	-	-	1	-	1	-	-	-	2	-	-	-	1			4
	2014	1	-	-	-	-	-	-	-	-	-	-	-	1	0.0%	↔	1
General Civil - Level 2	2013	2	3	-	2	-	-	-	3	3	-	2	-	5			15
	2014	-	3	2	-	-	-	-	-	-	-	-	-	5	0.0%	↔	5
General Civil - Level 3	2013	-	2	2	-	1	1	1	1	-	-	1	-	4			9
	2014	15	22	-	-	-	-	-	-	-	-	-	-	37	825.0%	▲	37
Miscellaneous	2013	21	30	20	11	11	13	6	10	13	19	6	18	71			178
	2014	19	17	16	-	-	-	-	-	-	-	-	-	52	-26.8%	▼	52
Misdemeanor	2013	3	12	5	11	6	8	4	8	5	10	7	11	20			90
	2014	1	19	4	-	-	-	-	-	-	-	-	-	24	20.0%	▲	24
Non-Capital Felonies and Related Matters	2013	8	15	25	7	38	8	11	4	11	11	8	12	48			158
	2014	8	20	2	-	-	-	-	-	-	-	-	-	30	-37.5%	▼	30
Other	2013	-	-	-	-	-	1	-	-	1	-	-	-	0			2
	2014	-	1	-	-	-	-	-	-	-	-	-	-	1	0.0%	↔	1
Other Criminally Related Matters	2013	2	16	3	12	4	9	5	11	3	3	11	7	21			86
	2014	-	8	3	-	-	-	-	-	-	-	-	-	11	-47.6%	▼	11
Probates/Wills and Trusts	2014	-	1	-	-	-	-	-	-	-	-	-	-	1			1
Probates/Wills and Trusts	2013	-	-	2	-	1	1	-	-	-	-	-	-	2			4
Uncontested Divorce	2013	2	1	3	1	1	-	-	2	-	1	1	2	6			14
	2014	2	1	2	-	-	-	-	-	-	-	-	-	5	-16.7%	▼	5

Type of Court: Circuit

Locale/Circuit: Hopewell 6

Start/End Date: Jan-13 / Mar-14

Type of Case: Filings

AVG. Month: 133

2013 AVG Month: 139

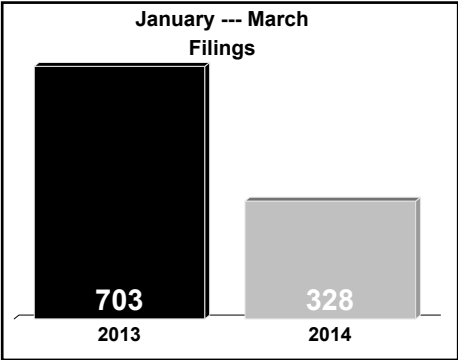
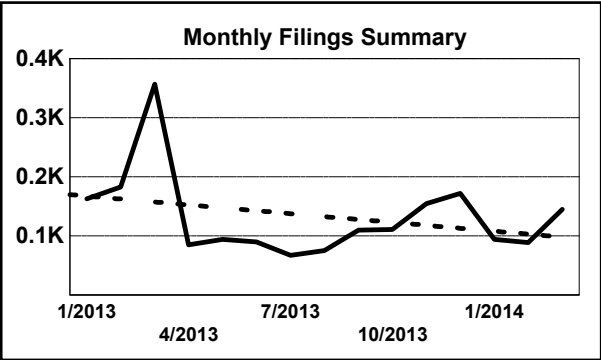
2014 AVG Month: 109

Jan-Mar 2013: 703

Jan-Mar 2014: 328

Filings Trending: Downward ▼

D
a
s
h
b
o
a
r
d



	Jan	Feb	Mar	Apr	May	Jun	Jul	Aug	Sep	Oct	Nov	Dec	Thru Mar	% Change	Trending	Total
2013	163	183	357	85	94	90	67	75	110	111	155	172	703			1,662
2014	94	89	145	-	-	-	-	-	-	-	-	-	328	-53.3%	▼	328

		Jan	Feb	Mar	Apr	May	Jun	Jul	Aug	Sep	Oct	Nov	Dec	Thru Mar	% Change	Trending	Total
Contested Divorce	2013	2	3	7	2	1	5	2	2	-	1	1	2	12			28
	2014	1	2	3	-	-	-	-	-	-	-	-	-	6	-50.0%	▼	6
Domestic and Family - Level 1	2013	7	8	9	-	2	-	4	11	7	3	8	5	24			64
	2014	1	8	5	-	-	-	-	-	-	-	-	-	14	-41.7%	▼	14
Domestic and Family - Level 2	2013	-	2	3	1	3	-	-	-	-	1	-	-	5			10
	2014	1	1	2	-	-	-	-	-	-	-	-	-	4	-20.0%	▼	4
General Civil - Level 1	2013	-	-	-	-	-	1	-	1	-	-	-	1	0			3
	2014	3	5	1	-	-	-	-	-	-	-	-	-	9	-40.0%	▼	9
General Civil - Level 2	2013	3	9	3	3	2	2	6	6	2	2	4	4	15	0.0%	↔	46
	2014	3	5	1	-	-	-	-	-	-	-	-	-	9	-40.0%	▼	9
General Civil - Level 3	2013	5	4	2	3	5	-	-	5	1	1	5	4	11			35
	2014	2	-	4	-	-	-	-	-	-	-	-	-	6	-45.5%	▼	6
Miscellaneous	2013	64	49	48	34	32	20	19	16	25	33	26	30	161			396
	2014	34	39	38	-	-	-	-	-	-	-	-	-	111	-31.1%	▼	111
Misdemeanor	2013	9	23	27	10	13	7	13	9	18	11	16	28	59			184
	2014	6	12	13	-	-	-	-	-	-	-	-	-	31	-47.5%	▼	31
Non-Capital Felonies and Related Matters	2013	70	72	246	30	32	45	18	22	52	55	90	89	388			821
	2014	41	17	69	-	-	-	-	-	-	-	-	-	127	-67.3%	▼	127
Other	2013	1	3	1	-	2	1	-	1	-	1	-	1	5			11
	2014	1	-	-	-	-	-	-	-	-	-	-	-	1	-50.0%	▼	1
Other Criminally Related Matters	2013	-	1	1	-	-	1	2	-	3	2	1	2	2			13
	2014	1	-	-	-	-	-	-	-	-	-	-	-	1	-50.0%	▼	1
Probates/Wills and Trusts	2014	-	-	1	-	-	-	-	-	-	-	-	-	1			1
	2013	-	-	-	1	-	2	1	-	-	-	-	1	0			5
Probates/Wills and Trusts - Level 2	2014	-	1	1	-	-	-	-	-	-	-	-	-	2	0.0%	↔	2
	2013	1	2	-	-	-	-	-	-	-	-	-	-	3			3
Protective Orders	2014	-	-	1	-	-	-	-	-	-	-	-	-	1	-66.7%	▼	1
	2013	1	7	10	1	2	6	2	2	2	1	4	5	18			43
Uncontested Divorce	2014	4	4	7	-	-	-	-	-	-	-	-	-	15	-16.7%	▼	15

Type of Court: Circuit

Locale/Circuit: Newport News 7

Start/End Date: Jan-13 / Mar-14

Type of Case: Filings

AVG. Month: 873

2013 AVG Month: 882

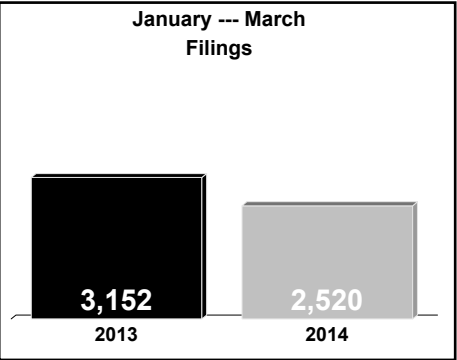
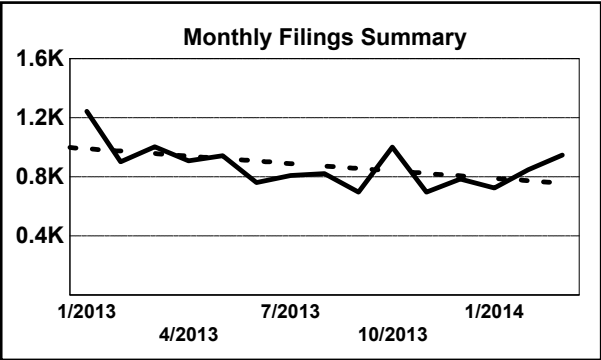
2014 AVG Month: 840

Jan-Mar 2013: 3,152

Jan-Mar 2014: 2,520

Filings Trending: Downward ▼

D
a
s
h
b
o
a
r
d



	Jan	Feb	Mar	Apr	May	Jun	Jul	Aug	Sep	Oct	Nov	Dec	Thru Mar	% Change	Trending	Total
2013	1,245	903	1,004	909	944	761	810	823	697	1,001	697	786	3,152			10,580
2014	725	848	947	-	-	-	-	-	-	-	-	-	2,520	-20.1%	▼	2,520

		Jan	Feb	Mar	Apr	May	Jun	Jul	Aug	Sep	Oct	Nov	Dec	Thru Mar	% Change	Trending	Total
Administrative Law	2013	-	2	2	1	3	1	1	2	-	-	-	1	4			13
	2014	-	1	1	-	-	-	-	-	-	-	-	-	2	-50.0%	▼	2
Contested Divorce	2013	28	15	28	21	30	15	23	23	19	13	17	13	71			245
	2014	12	23	26	-	-	-	-	-	-	-	-	-	61	-14.1%	▼	61
Domestic and Family - Level 1	2013	24	20	23	29	27	25	18	31	18	27	6	25	67			273
	2014	9	15	32	-	-	-	-	-	-	-	-	-	56	-16.4%	▼	56
Domestic and Family - Level 2	2013	3	4	5	6	4	4	8	6	1	11	6	7	12			65
	2014	2	5	3	-	-	-	-	-	-	-	-	-	10	-16.7%	▼	10
General Civil - Level 1	2013	61	29	8	45	36	8	33	24	8	56	10	6	98			324
	2014	14	6	37	-	-	-	-	-	-	-	-	-	57	-41.8%	▼	57
General Civil - Level 2	2013	31	30	18	40	40	25	30	34	23	31	31	25	79			358
	2014	23	39	30	-	-	-	-	-	-	-	-	-	92	16.5%	▲	92
General Civil - Level 3	2013	15	14	20	17	13	9	21	20	10	12	13	19	49			183
	2014	9	19	17	-	-	-	-	-	-	-	-	-	45	-8.2%	▼	45
Miscellaneous	2013	372	327	324	233	233	163	164	187	211	190	170	205	1,023			2,779
	2014	253	289	244	-	-	-	-	-	-	-	-	-	786	-23.2%	▼	786
Misdemeanor	2013	147	119	141	106	128	112	116	112	115	117	111	139	407			1,463
	2014	69	75	156	-	-	-	-	-	-	-	-	-	300	-26.3%	▼	300
Non-Capital Felonies and Related Matters	2013	328	150	233	231	231	185	213	188	109	343	189	204	711			2,604
	2014	169	185	183	-	-	-	-	-	-	-	-	-	537	-24.5%	▼	537
Other	2013	43	29	44	39	47	44	44	39	39	39	35	27	116			469
	2014	36	35	43	-	-	-	-	-	-	-	-	-	114	-1.7%	▼	114
Other Criminally Related Matters	2013	145	87	90	86	94	112	86	116	102	112	68	84	322			1,182
	2014	93	96	115	-	-	-	-	-	-	-	-	-	304	-5.6%	▼	304
Probates/Wills and Trusts - Level 1	2013	-	1	-	1	-	-	-	-	1	2	-	-	1			5
	2014	1	1	2	-	-	-	-	-	-	-	-	-	4	300.0%	▲	4
Probates/Wills and Trusts	2013	1	1	1	-	-	-	-	-	-	-	-	-	3			3
Protective Orders	2013	1	3	-	1	4	1	5	5	2	4	1	1	4			28
	2014	1	2	5	-	-	-	-	-	-	-	-	-	8	100.0%	▲	8
Uncontested Divorce	2013	46	72	67	53	54	57	48	36	39	44	40	30	185			586
	2014	34	57	53	-	-	-	-	-	-	-	-	-	144	-22.2%	▼	144

Type of Court: Circuit

Locale/Circuit: Hampton 8

Start/End Date: Jan-13 / Mar-14

Type of Case: Filings

AVG. Month: 632

2013 AVG Month: 631

2014 AVG Month: 637

Jan-Mar 2013: 2,136

Jan-Mar 2014: 1,912

Filings Trending: Downward ▼

D

a

s

h

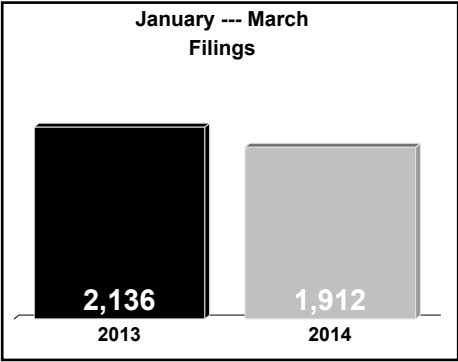
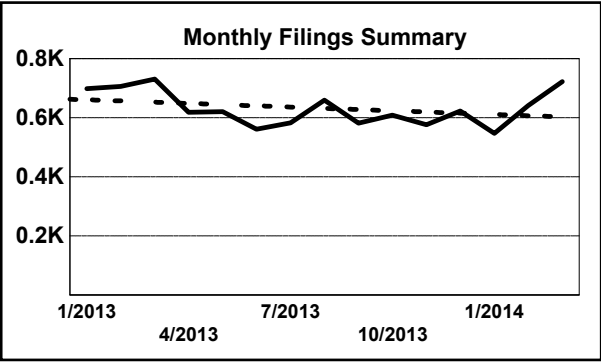
b

o

a

r

d



	Jan	Feb	Mar	Apr	May	Jun	Jul	Aug	Sep	Oct	Nov	Dec	Thru Mar	% Change	Trending	Total
2013	699	706	731	619	621	561	583	660	582	609	577	623	2,136			7,571
2014	547	642	723	-	-	-	-	-	-	-	-	-	1,912	-10.5%	▼	1,912

		Jan	Feb	Mar	Apr	May	Jun	Jul	Aug	Sep	Oct	Nov	Dec	Thru Mar	% Change	Trending	Total
Administrative Law	2013	1	-	-	-	1	1	1	1	-	1	1	-	1			7
	2014	3	1	-	-	-	-	-	-	-	-	-	-	4	300.0%	▲	4
Contested Divorce	2013	25	14	24	16	21	14	10	13	17	22	12	8	63			196
	2014	13	14	14	-	-	-	-	-	-	-	-	-	41	-34.9%	▼	41
Domestic and Family - Level 1	2013	11	15	11	9	18	9	12	15	8	13	25	4	37			150
	2014	4	10	12	-	-	-	-	-	-	-	-	-	26	-29.7%	▼	26
Domestic and Family - Level 2	2013	40	16	68	35	20	13	4	20	40	26	53	36	124			371
	2014	12	26	81	-	-	-	-	-	-	-	-	-	119	-4.0%	▼	119
General Civil - Level 1	2013	-	1	1	2	2	2	-	3	2	2	1	1	2			17
	2014	6	1	3	-	-	-	-	-	-	-	-	-	10	400.0%	▲	10
General Civil - Level 2	2013	27	20	23	25	20	24	29	27	21	16	31	13	70			276
	2014	21	14	22	-	-	-	-	-	-	-	-	-	57	-18.6%	▼	57
General Civil - Level 3	2013	17	14	15	14	19	17	12	13	13	11	9	9	46			163
	2014	5	7	10	-	-	-	-	-	-	-	-	-	22	-52.2%	▼	22
Miscellaneous	2013	294	310	253	211	150	157	153	200	147	151	158	173	857			2,357
	2014	180	224	231	-	-	-	-	-	-	-	-	-	635	-25.9%	▼	635
Misdemeanor	2013	28	55	43	37	57	57	51	38	36	49	41	55	126			547
	2014	39	41	51	-	-	-	-	-	-	-	-	-	131	4.0%	▲	131
Non-Capital Felonies and Related Matters	2013	127	144	151	150	180	164	183	180	177	174	146	210	422			1,986
	2014	136	177	154	-	-	-	-	-	-	-	-	-	467	10.7%	▲	467
Other	2013	58	54	60	57	59	35	49	69	58	61	61	53	172			674
	2014	51	66	50	-	-	-	-	-	-	-	-	-	167	-2.9%	▼	167
Other Criminally Related Matters	2013	21	20	31	19	27	23	44	20	30	35	11	31	72			312
	2014	47	16	45	-	-	-	-	-	-	-	-	-	108	50.0%	▲	108
Probates/Wills and Trusts - Level 1	2013	1	-	-	2	4	3	1	2	-	-	-	1	1			14
	2014	1	-	1	-	-	-	-	-	-	-	-	-	2	100.0%	▲	2
Probates/Wills and Trusts - Level 2	2013	6	5	1	7	3	9	3	6	6	4	4	2	12			56
	2014	3	2	7	-	-	-	-	-	-	-	-	-	12	0.0%	↔	12
Uncontested Divorce	2013	43	38	50	35	40	33	31	53	27	44	24	27	131			445
	2014	26	43	42	-	-	-	-	-	-	-	-	-	111	-15.3%	▼	111

Type of Court: Circuit

Locale/Circuit: Charles City 9

Start/End Date: Jan-13 / Mar-14

Type of Case: Filings

AVG. Month: 27

2013 AVG Month: 29

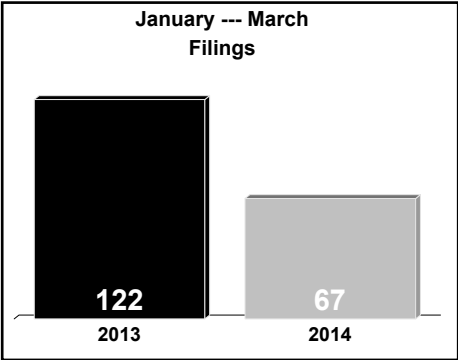
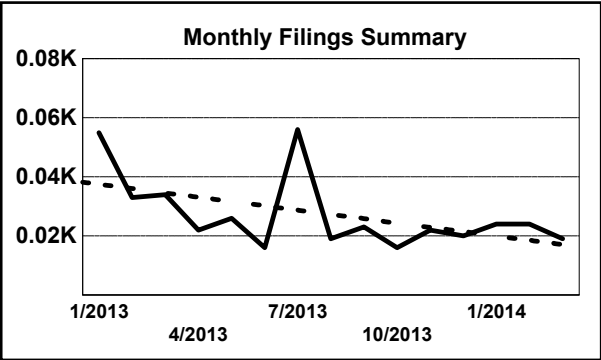
2014 AVG Month: 22

Jan-Mar 2013: 122

Jan-Mar 2014: 67

Filings Trending: Downward ▼

D
a
s
h
b
o
a
r
d



	Jan	Feb	Mar	Apr	May	Jun	Jul	Aug	Sep	Oct	Nov	Dec	Thru Mar	% Change	Trending	Total
2013	55	33	34	22	26	16	56	19	23	16	22	20	122			342
2014	24	24	19	-	-	-	-	-	-	-	-	-	67	-45.1%	▼	67

		Jan	Feb	Mar	Apr	May	Jun	Jul	Aug	Sep	Oct	Nov	Dec	Thru Mar	% Change	Trending	Total
Contested Divorce	2013	-	-	-	-	-	1	1	-	-	-	-	1	0			3
Domestic and Family - Lev	2013	-	-	-	-	1	-	-	-	-	-	3	-	0	0.0%	↔	4
Domestic and Family - Lev	2013	-	-	-	-	-	-	1	1	-	-	-	-	0	0.0%	↔	2
General Civil - Level 1	2013	1	-	-	-	-	-	1	-	-	-	-	-	1	0.0%	↔	2
	2014	-	1	-	-	-	-	-	-	-	-	-	-	1	0.0%	↔	1
General Civil - Level 2	2013	-	1	1	2	3	1	7	1	1	1	1	5	2			24
	2014	2	1	-	-	-	-	-	-	-	-	-	-	3	50.0%	▲	3
General Civil - Level 3	2013	1	2	1	-	-	1	3	1	3	2	1	2	4			17
	2014	2	-	-	-	-	-	-	-	-	-	-	-	2	-50.0%	▼	2
Miscellaneous	2013	23	25	22	15	13	5	13	8	8	9	10	6	70			157
	2014	17	15	16	-	-	-	-	-	-	-	-	-	48	-31.4%	▼	48
Misdemeanor	2013	7	1	3	1	-	-	8	-	5	-	1	-	11			26
	2014	-	2	-	-	-	-	-	-	-	-	-	-	2	-81.8%	▼	2
Non-Capital Felonies and Related Matters	2013	17	2	5	2	5	7	18	5	6	2	6	4	24			79
	2014	1	2	1	-	-	-	-	-	-	-	-	-	4	-83.3%	▼	4
Other	2013	2	1	1	1	1	-	-	2	-	2	-	-	4			10
	2014	1	-	2	-	-	-	-	-	-	-	-	-	3	-25.0%	▼	3
Other Criminally Related Matters	2013	3	-	-	1	-	-	4	1	-	-	-	2	3			11
	2014	-	2	-	-	-	-	-	-	-	-	-	-	2	-33.3%	▼	2
Probates/Wills and Trusts	2013	-	-	-	-	1	-	-	-	-	-	-	-	0			1
Uncontested Divorce	2013	1	1	1	-	2	1	-	-	-	-	-	-	3	0.0%	↔	6
	2014	1	1	-	-	-	-	-	-	-	-	-	-	2	-33.3%	▼	2

Type of Court: Circuit

Locale/Circuit: Gloucester 9

Start/End Date: Jan-13 / Mar-14

Type of Case: Filings

AVG. Month: 199

2013 AVG Month: 200

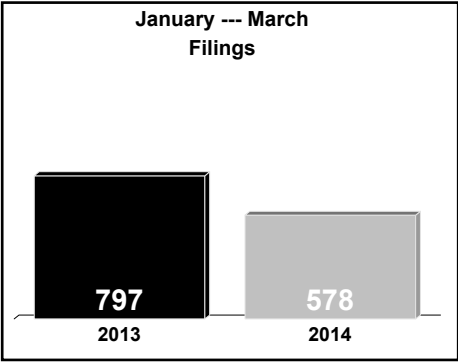
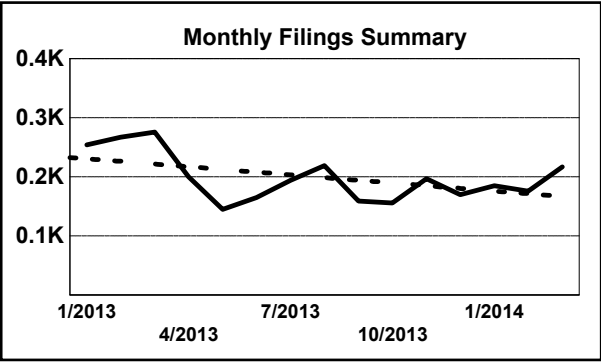
2014 AVG Month: 193

Jan-Mar 2013: 797

Jan-Mar 2014: 578

Filings Trending: Downward ▼

D
a
s
h
b
o
a
r
d

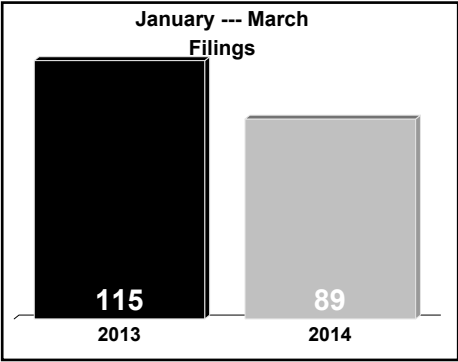
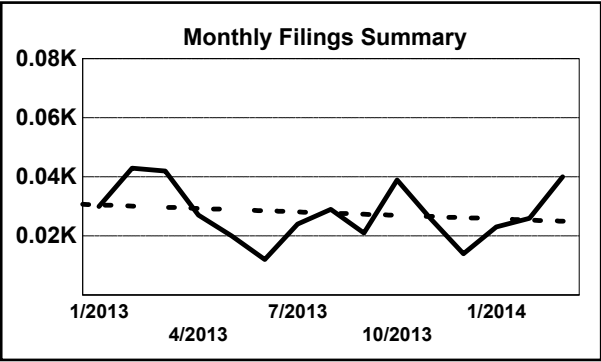


	Jan	Feb	Mar	Apr	May	Jun	Jul	Aug	Sep	Oct	Nov	Dec	Thru Mar	% Change	Trending	Total
2013	254	267	276	200	145	165	194	219	159	156	197	170	797			2,402
2014	185	176	217	-	-	-	-	-	-	-	-	-	578	-27.5%	▼	578

		Jan	Feb	Mar	Apr	May	Jun	Jul	Aug	Sep	Oct	Nov	Dec	Thru Mar	% Change	Trending	Total
Contested Divorce	2013	1	4	3	3	2	5	6	6	3	6	5	5	8			49
	2014	2	5	3	-	-	-	-	-	-	-	-	-	10	25.0%	▲	10
Domestic and Family - Level 1	2013	3	1	-	4	2	-	7	2	9	1	4	-	4			33
	2014	-	2	-	-	-	-	-	-	-	-	-	-	2	-50.0%	▼	2
Domestic and Family - Level 2	2013	2	2	2	2	3	2	1	3	1	4	-	3	6			25
	2014	1	-	-	-	-	-	-	-	-	-	-	-	1	-83.3%	▼	1
General Civil - Level 1	2013	-	-	-	-	-	-	-	1	-	-	-	-	0			1
	2014	10	6	5	7	4	11	8	7	1	2	5	4	21	0.0%	↔	70
General Civil - Level 2	2013	13	7	7	-	-	-	-	-	-	-	-	-	27	28.6%	▲	27
	2014	10	2	3	30	4	3	9	4	1	4	2	1	15			73
General Civil - Level 3	2013	1	2	10	-	-	-	-	-	-	-	-	-	13	-13.3%	▼	13
	2014	169	177	152	96	67	62	65	81	64	69	70	82	498			1,154
Miscellaneous	2013	80	79	89	-	-	-	-	-	-	-	-	-	248	-50.2%	▼	248
	2014	3	15	18	12	5	13	12	23	15	11	21	12	36			160
Misdemeanor	2013	16	21	21	-	-	-	-	-	-	-	-	-	58	61.1%	▲	58
	2014	32	40	68	23	31	39	65	46	42	28	65	25	140			504
Non-Capital Felonies and Related Matters	2013	35	23	48	-	-	-	-	-	-	-	-	-	106	-24.3%	▼	106
	2014	8	8	10	6	5	20	8	23	14	9	7	21	26			139
Other	2013	16	20	22	-	-	-	-	-	-	-	-	-	58	123.1%	▲	58
	2014	3	3	3	3	10	2	4	6	3	4	5	5	9			51
Other Criminally Related Matters	2013	8	3	4	-	-	-	-	-	-	-	-	-	15	66.7%	▲	15
	2014	-	-	-	-	-	-	-	1	-	-	-	-	0			1
Probates/Wills and Trusts	2013	-	-	-	-	-	2	-	-	-	3	4	-	0	0.0%	↔	9
	2014	-	1	-	-	-	-	-	-	-	-	-	-	1	0.0%	↔	1
Probates/Wills and Trusts - Level 2	2013	2	-	-	-	-	-	-	2	2	2	1	-	2			9
	2014	-	1	-	-	-	-	-	-	-	-	-	-	1	-50.0%	▼	1
Protective Orders	2013	11	9	12	14	12	6	9	14	4	13	8	12	32			124
	2014	13	12	13	-	-	-	-	-	-	-	-	-	38	18.8%	▲	38
Uncontested Divorce	2013																
	2014																

Type of Court: Circuit
Locale/Circuit: King & Queen 9
Start/End Date: Jan-13 / Mar-14
Type of Case: Filings
AVG. Month: 28
2013 AVG Month: 27
2014 AVG Month: 30
Jan-Mar 2013: 115
Jan-Mar 2014: 89
Filings Trending: Downward ▼

D
a
s
h
b
o
a
r
d

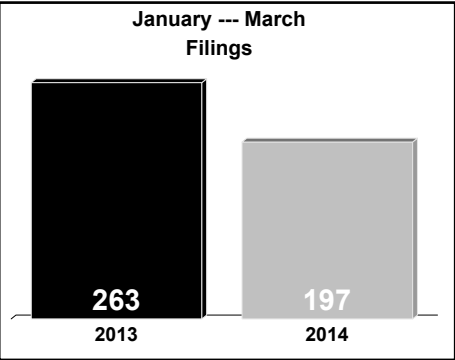
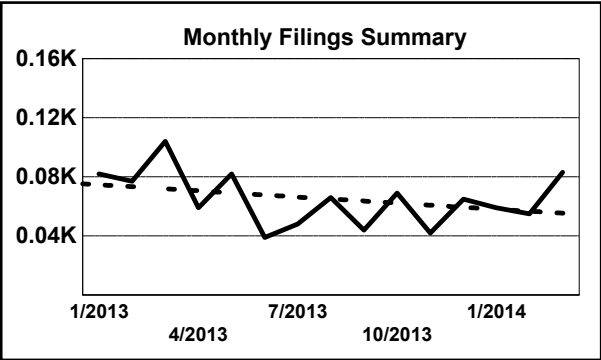


	Jan	Feb	Mar	Apr	May	Jun	Jul	Aug	Sep	Oct	Nov	Dec	Thru Mar	% Change	Trending	Total
2013	30	43	42	27	20	12	24	29	21	39	26	14	115			327
2014	23	26	40	-	-	-	-	-	-	-	-	-	89	-22.6%	▼	89

		Jan	Feb	Mar	Apr	May	Jun	Jul	Aug	Sep	Oct	Nov	Dec	Thru Mar	% Change	Trending	Total
Administrative Law	2014	-	-	1	-	-	-	-	-	-	-	-	-	1			1
Contested Divorce	2013	-	-	-	1	1	-	2	-	-	1	1	-	0			6
	2014	1	1	-	-	-	-	-	-	-	-	-	-	2	0.0%	↔	2
Domestic and Family - Lev	2013	-	1	-	-	-	-	-	-	-	-	-	-	1			1
Domestic and Family - Lev	2013	-	-	2	-	1	-	-	-	-	-	-	-	2			3
General Civil - Level 2	2013	1	-	3	-	-	1	-	1	-	-	1	1	4			8
	2014	-	1	1	-	-	-	-	-	-	-	-	-	2	-50.0%	▼	2
General Civil - Level 3	2013	-	-	-	-	-	-	-	2	-	5	-	-	0			7
	2014	2	3	1	-	-	-	-	-	-	-	-	-	6	0.0%	↔	6
Miscellaneous	2013	18	25	24	15	15	7	13	7	15	24	11	5	67			179
	2014	12	12	14	-	-	-	-	-	-	-	-	-	38	-43.3%	▼	38
Misdemeanor	2013	1	1	2	4	-	-	1	3	1	2	3	1	4			19
	2014	-	2	1	-	-	-	-	-	-	-	-	-	3	-25.0%	▼	3
Non-Capital Felonies and Related Matters	2013	1	10	7	6	1	4	6	10	3	5	7	5	18			65
	2014	4	4	18	-	-	-	-	-	-	-	-	-	26	44.4%	▲	26
Other Criminally Related Matters	2013	6	4	1	-	1	-	2	4	-	2	1	-	11			21
	2014	2	2	2	-	-	-	-	-	-	-	-	-	6	-45.5%	▼	6
Probates/Wills and Trusts	2013	-	1	-	-	-	-	-	-	-	-	-	-	1			1
Probates/Wills and Trusts - Level 2	2013	1	-	1	-	-	-	-	-	-	-	-	2	2			4
	2014	1	1	-	-	-	-	-	-	-	-	-	-	2	0.0%	↔	2
Protective Orders	2013	-	-	-	-	-	-	-	1	-	-	2	-	0			3
Uncontested Divorce	2013	2	1	2	1	1	-	-	1	2	-	-	-	5	0.0%	↔	10
	2014	1	-	2	-	-	-	-	-	-	-	-	-	3	-40.0%	▼	3

Type of Court: Circuit
Locale/Circuit: King William 9
Start/End Date: Jan-13 / Mar-14
Type of Case: Filings
AVG. Month: 65
2013 AVG Month: 65
2014 AVG Month: 66
Jan-Mar 2013: 263
Jan-Mar 2014: 197
Filings Trending: Downward ▼

D
a
s
h
b
o
a
r
d



	Jan	Feb	Mar	Apr	May	Jun	Jul	Aug	Sep	Oct	Nov	Dec	Thru Mar	% Change	Trending	Total
2013	82	77	104	59	82	39	48	66	44	69	42	65	263			777
2014	59	55	83	-	-	-	-	-	-	-	-	-	197	-25.1%	▼	197

		Jan	Feb	Mar	Apr	May	Jun	Jul	Aug	Sep	Oct	Nov	Dec	Thru Mar	% Change	Trending	Total
Administrative Law	2014	-	1	-	-	-	-	-	-	-	-	-	-	1			1
Contested Divorce	2013	-	-	-	-	1	-	-	-	-	3	1	-	0			5
	2014	1	-	-	-	-	-	-	-	-	-	-	-	1	0.0%	↔	1
Domestic and Family - Lev	2013	1	-	1	3	3	-	1	2	-	-	-	1	2			12
Domestic and Family - Lev	2013	-	-	1	-	-	-	-	-	1	-	1	1	1			4
General Civil - Level 1	2013	-	-	1	-	-	2	1	-	-	-	-	-	1			4
General Civil - Level 2	2013	1	3	-	3	5	3	4	3	3	1	1	2	4			29
	2014	-	5	2	-	-	-	-	-	-	-	-	-	7	75.0%	▲	7
General Civil - Level 3	2013	-	1	4	3	3	2	-	2	1	3	-	3	5			22
	2014	2	3	-	-	-	-	-	-	-	-	-	-	5	0.0%	↔	5
Miscellaneous	2013	66	55	49	39	33	18	20	30	35	26	23	22	170			416
	2014	41	37	45	-	-	-	-	-	-	-	-	-	123	-27.6%	▼	123
Misdemeanor	2013	2	2	5	3	14	2	11	8	2	7	1	4	9			61
	2014	2	3	4	-	-	-	-	-	-	-	-	-	9	0.0%	↔	9
Non-Capital Felonies and Related Matters	2013	3	12	36	4	22	9	9	16	1	22	15	15	51			164
	2014	10	2	30	-	-	-	-	-	-	-	-	-	42	-17.6%	▼	42
Other	2013	-	-	1	-	-	1	-	-	-	-	-	1	1			3
	2014	-	1	-	-	-	-	-	-	-	-	-	-	1	0.0%	↔	1
Other Criminally Related Matters	2013	4	3	3	2	-	1	1	3	-	2	-	10	10			29
	2014	2	1	1	-	-	-	-	-	-	-	-	-	4	-60.0%	▼	4
Probates/Wills and Trusts	2013	2	1	-	2	-	1	1	1	1	-	-	2	3			11
Protective Orders	2013	-	-	-	-	-	-	-	1	-	-	-	-	0			1
Uncontested Divorce	2013	3	-	3	-	1	-	-	-	-	5	-	4	6	0.0%	↔	16
	2014	1	2	1	-	-	-	-	-	-	-	-	-	4	-33.3%	▼	4

Type of Court: Circuit

Locale/Circuit: Mathews 9

Start/End Date: Jan-13 / Mar-14

Type of Case: Filings

AVG. Month: 38

2013 AVG Month: 37

2014 AVG Month: 41

Jan-Mar 2013: 164

Jan-Mar 2014: 124

Filings Trending: Downward ▼

D

a

s

h

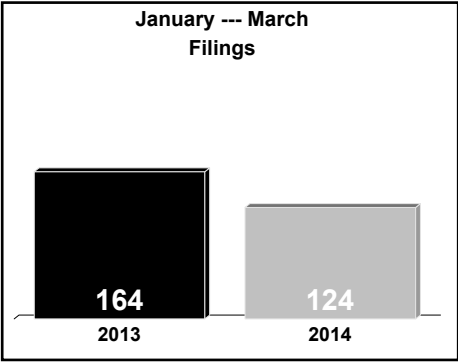
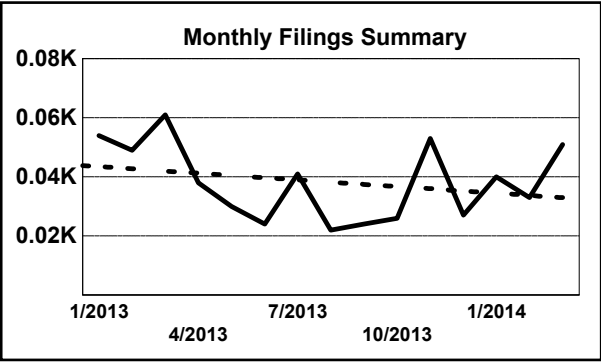
b

o

a

r

d

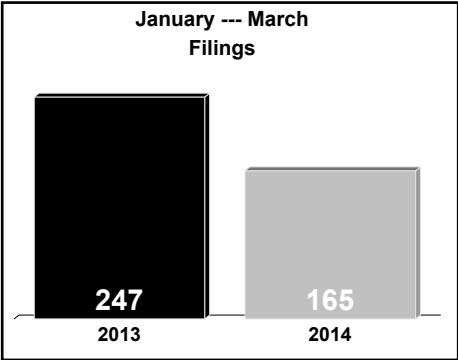
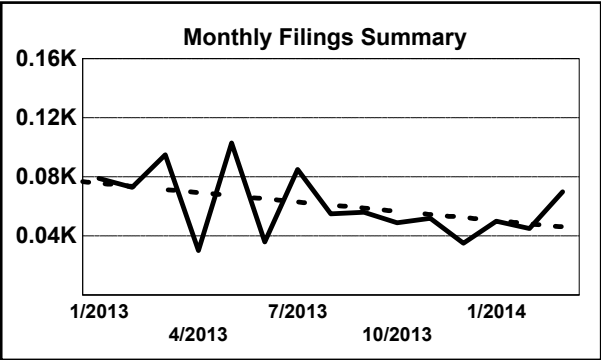


	Jan	Feb	Mar	Apr	May	Jun	Jul	Aug	Sep	Oct	Nov	Dec	Thru Mar	% Change	Trending	Total
2013	54	49	61	38	30	24	41	22	24	26	53	27	164			449
2014	40	33	51	-	-	-	-	-	-	-	-	-	124	-24.4%	▼	124

		Jan	Feb	Mar	Apr	May	Jun	Jul	Aug	Sep	Oct	Nov	Dec	Thru Mar	% Change	Trending	Total
Administrative Law	2013	-	-	1	-	-	-	-	-	-	1	-	-	1			2
Contested Divorce	2013	1	1	1	-	-	2	-	-	-	1	-	-	3			6
	2014	-	2	2	-	-	-	-	-	-	-	-	-	4	33.3%	▲	4
Domestic and Family - Lev	2013	-	2	-	1	-	-	-	-	2	2	-	-	2			7
Domestic and Family - Level 2	2013	-	-	-	1	-	-	-	-	-	-	-	-	0			1
	2014	-	-	1	-	-	-	-	-	-	-	-	-	1	0.0%	↔	1
General Civil - Level 1	2013	-	-	-	-	-	-	-	1	-	-	-	-	0			1
General Civil - Level 2	2013	-	1	2	-	2	-	2	2	1	2	-	-	3	0.0%	↔	12
	2014	3	-	1	-	-	-	-	-	-	-	-	-	4	33.3%	▲	4
General Civil - Level 3	2013	-	-	-	1	1	-	-	3	4	-	-	-	0			9
	2014	1	-	-	-	-	-	-	-	-	-	-	-	1	0.0%	↔	1
Miscellaneous	2013	24	36	41	19	20	17	19	13	14	12	21	8	101			244
	2014	32	22	20	-	-	-	-	-	-	-	-	-	74	-26.7%	▼	74
Misdemeanor	2013	1	1	3	2	-	1	2	-	1	1	-	1	5			13
	2014	-	3	1	-	-	-	-	-	-	-	-	-	4	-20.0%	▼	4
Non-Capital Felonies and Related Matters	2013	23	5	5	10	3	2	12	1	2	4	27	14	33			108
	2014	1	2	25	-	-	-	-	-	-	-	-	-	28	-15.2%	▼	28
Other	2013	3	-	4	-	1	-	1	1	-	1	-	-	7			11
Other Criminally Related Matters	2013	-	-	-	1	-	1	-	-	-	1	-	1	0			4
	2014	-	1	-	-	-	-	-	-	-	-	-	-	1	0.0%	↔	1
Probates/Wills and Trusts - Level 2	2013	-	1	-	-	-	-	-	-	-	-	3	-	1			4
	2014	-	1	-	-	-	-	-	-	-	-	-	-	1	0.0%	↔	1
Protective Orders	2013	-	-	-	-	-	-	1	-	-	-	-	-	0			1
	2014	2	-	-	-	-	-	-	-	-	-	-	-	2	0.0%	↔	2
Uncontested Divorce	2013	2	2	4	3	3	1	4	1	-	1	2	3	8			26
	2014	1	2	1	-	-	-	-	-	-	-	-	-	4	-50.0%	▼	4

Type of Court: Circuit
Locale/Circuit: Middlesex 9
Start/End Date: Jan-13 / Mar-14
Type of Case: Filings
AVG. Month: 61
2013 AVG Month: 62
2014 AVG Month: 55
Jan-Mar 2013: 247
Jan-Mar 2014: 165
Filings Trending: Downward ▼

D
a
s
h
b
o
a
r
d

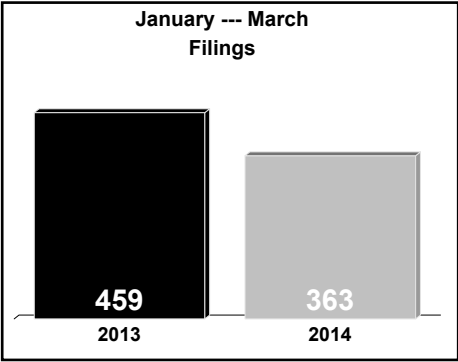
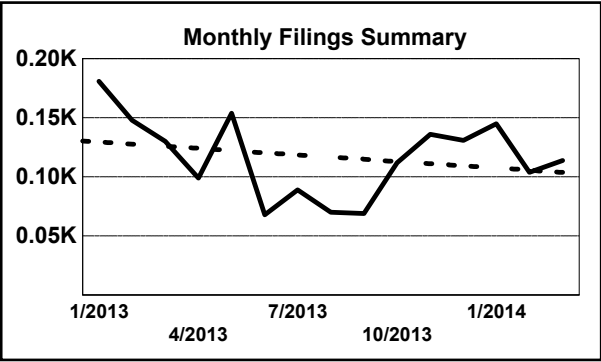


	Jan	Feb	Mar	Apr	May	Jun	Jul	Aug	Sep	Oct	Nov	Dec	Thru Mar	% Change	Trending	Total
2013	79	73	95	30	103	36	85	55	56	49	52	35	247			748
2014	50	45	70	-	-	-	-	-	-	-	-	-	165	-33.2%	▼	165

		Jan	Feb	Mar	Apr	May	Jun	Jul	Aug	Sep	Oct	Nov	Dec	Thru Mar	% Change	Trending	Total
Contested Divorce	2013	1	1	-	1	1	-	-	1	2	1	1	-	2			9
	2014	-	1	1	-	-	-	-	-	-	-	-	-	2	0.0%	↔	2
Domestic and Family - Level 1	2013	2	-	1	1	2	-	1	-	-	-	5	-	3			12
	2014	-	4	2	-	-	-	-	-	-	-	-	-	6	100.0%	▲	6
Domestic and Family - Lev	2013	-	-	-	-	-	1	-	-	-	1	-	-	0			2
	2014	-	-	1	-	-	-	-	-	-	-	-	-	1	0.0%	↔	1
General Civil - Level 1	2013	-	-	1	-	-	-	-	-	-	-	-	-	1	0.0%	↔	1
	2014	-	-	1	-	-	-	-	-	-	-	-	-	1	0.0%	↔	1
General Civil - Level 2	2013	7	1	1	2	2	3	6	2	3	1	3	1	9			32
	2014	2	-	-	-	-	-	-	-	-	-	-	-	2	-77.8%	▼	2
General Civil - Level 3	2013	3	1	2	-	2	-	10	1	-	2	1	-	6			22
	2014	2	1	1	-	-	-	-	-	-	-	-	-	4	-33.3%	▼	4
Miscellaneous	2013	41	59	34	19	16	24	20	28	14	18	24	22	134			319
	2014	33	27	21	-	-	-	-	-	-	-	-	-	81	-39.6%	▼	81
Misdemeanor	2013	8	1	11	1	7	2	15	1	8	6	2	2	20			64
	2014	3	4	15	-	-	-	-	-	-	-	-	-	22	10.0%	▲	22
Non-Capital Felonies and Related Matters	2013	14	6	39	6	73	5	30	17	26	14	10	5	59			245
	2014	7	6	27	-	-	-	-	-	-	-	-	-	40	-32.2%	▼	40
Other	2013	-	1	-	-	-	-	-	2	1	6	-	-	1			10
	2014	1	-	1	-	-	-	-	-	-	-	-	-	2	100.0%	▲	2
Other Criminally Related Matters	2013	1	-	-	-	-	-	1	-	-	-	2	2	1			6
	2014	1	-	1	-	-	-	-	-	-	-	-	-	2	100.0%	▲	2
Probates/Wills and Trusts	2013	-	-	-	-	-	1	-	-	-	-	-	-	0			1
Uncontested Divorce	2013	2	3	6	-	-	-	2	3	2	-	4	3	11	0.0%	↔	25
	2014	1	2	-	-	-	-	-	-	-	-	-	-	3	-72.7%	▼	3

Type of Court: Circuit
Locale/Circuit: New Kent 9
Start/End Date: Jan-13 / Mar-14
Type of Case: Filings
AVG. Month: 117
2013 AVG Month: 116
2014 AVG Month: 121
Jan-Mar 2013: 459
Jan-Mar 2014: 363
Filings Trending: Downward ▼

D
a
s
h
b
o
a
r
d



	Jan	Feb	Mar	Apr	May	Jun	Jul	Aug	Sep	Oct	Nov	Dec	Thru Mar	% Change	Trending	Total
2013	181	148	130	99	154	68	89	70	69	112	136	131	459			1,387
2014	145	104	114	-	-	-	-	-	-	-	-	-	363	-20.9%	▼	363

		Jan	Feb	Mar	Apr	May	Jun	Jul	Aug	Sep	Oct	Nov	Dec	Thru Mar	% Change	Trending	Total
Contested Divorce	2013	-	-	1	3	1	-	-	-	-	2	1	1	1			9
	2014	1	-	2	-	-	-	-	-	-	-	-	-	3	200.0%	▲	3
Domestic and Family - Level 1	2013	-	5	-	-	1	-	2	6	3	2	-	1	5			20
	2014	-	1	-	-	-	-	-	-	-	-	-	-	1	-80.0%	▼	1
Domestic and Family - Lev	2013	1	1	-	-	-	-	1	-	1	-	-	-	2			4
	2014	-	1	-	-	2	1	-	-	-	-	-	-	1			4
General Civil - Level 2	2013	6	3	2	5	8	2	9	3	2	3	2	2	11			47
	2014	1	2	7	-	-	-	-	-	-	-	-	-	10	-9.1%	▼	10
General Civil - Level 3	2013	1	2	2	-	1	-	-	1	1	-	-	2	5			10
	2014	1	-	-	-	-	-	-	-	-	-	-	-	1	-80.0%	▼	1
Miscellaneous	2013	87	78	67	46	39	31	25	32	26	55	48	56	232			590
	2014	73	64	54	-	-	-	-	-	-	-	-	-	191	-17.7%	▼	191
Misdemeanor	2013	11	12	19	20	11	5	10	2	6	18	21	13	42			148
	2014	3	9	10	-	-	-	-	-	-	-	-	-	22	-47.6%	▼	22
Non-Capital Felonies and Related Matters	2013	60	18	18	9	63	11	20	10	14	18	16	23	96			280
	2014	19	8	28	-	-	-	-	-	-	-	-	-	55	-42.7%	▼	55
Other	2013	6	19	13	7	22	10	7	4	8	5	43	27	38			171
	2014	41	12	11	-	-	-	-	-	-	-	-	-	64	68.4%	▲	64
Other Criminally Related Matters	2013	4	7	2	7	2	4	12	3	1	5	2	5	13			54
	2014	1	3	-	-	-	-	-	-	-	-	-	-	4	-69.2%	▼	4
Probates/Wills and Trusts - Level 2	2013	1	-	-	-	-	-	1	1	-	-	1	-	1			4
	2014	1	-	-	-	-	-	-	-	-	-	-	-	1	0.0%	↔	1
Protective Orders	2013	-	-	-	-	-	-	-	1	-	-	-	-	0			1
Uncontested Divorce	2013	4	2	6	2	4	4	2	7	7	4	2	1	12			45
	2014	4	5	2	-	-	-	-	-	-	-	-	-	11	-8.3%	▼	11

Type of Court: Circuit

Locale/Circuit: York 9

Start/End Date: Jan-13 / Mar-14

Type of Case: Filings

AVG. Month: 294

2013 AVG Month: 293

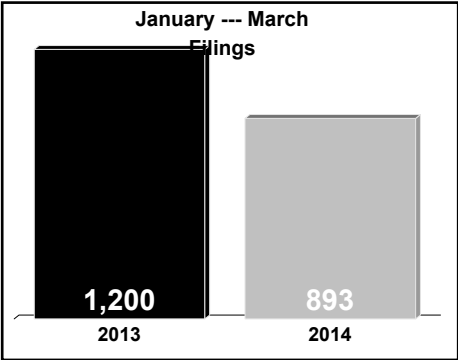
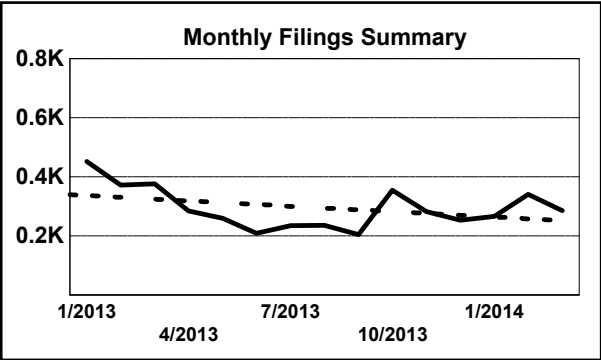
2014 AVG Month: 298

Jan-Mar 2013: 1,200

Jan-Mar 2014: 893

Filings Trending: Downward ▼

D
a
s
h
b
o
a
r
d



	Jan	Feb	Mar	Apr	May	Jun	Jul	Aug	Sep	Oct	Nov	Dec	Thru Mar	% Change	Trending	Total
2013	452	372	376	285	260	209	235	236	205	355	282	253	1,200			3,520
2014	266	341	286	-	-	-	-	-	-	-	-	-	893	-25.6%	▼	893

		Jan	Feb	Mar	Apr	May	Jun	Jul	Aug	Sep	Oct	Nov	Dec	Thru Mar	% Change	Trending	Total
Administrative Law	2013	-	-	-	1	-	-	-	1	1	1	-	-	0			4
Contested Divorce	2013	5	5	4	9	11	6	1	6	2	6	5	3	14	0.0%	↔	63
	2014	6	10	11	-	-	-	-	-	-	-	-	-	27	92.9%	▲	27
Domestic and Family - Level 1	2013	1	3	5	-	2	4	6	2	5	-	1	1	9			30
	2014	-	2	3	-	-	-	-	-	-	-	-	-	5	-44.4%	▼	5
Domestic and Family - Level 2	2013	7	2	4	4	1	1	2	-	4	3	5	1	13			34
	2014	3	8	6	-	-	-	-	-	-	-	-	-	17	30.8%	▲	17
General Civil - Level 1	2013	-	-	-	-	-	-	1	-	1	1	-	-	0			3
	2014	2	-	-	-	-	-	-	-	-	-	-	-	2	0.0%	↔	2
General Civil - Level 2	2013	4	9	18	21	7	18	9	12	14	17	11	14	31			154
	2014	10	7	12	-	-	-	-	-	-	-	-	-	29	-6.5%	▼	29
General Civil - Level 3	2013	4	5	4	4	7	7	8	3	5	4	2	4	13			57
	2014	4	5	1	-	-	-	-	-	-	-	-	-	10	-23.1%	▼	10
Miscellaneous	2013	293	235	215	173	138	94	108	132	84	148	117	130	743			1,867
	2014	148	150	135	-	-	-	-	-	-	-	-	-	433	-41.7%	▼	433
Misdemeanor	2013	39	26	25	14	13	24	14	17	11	15	24	14	90			236
	2014	17	14	28	-	-	-	-	-	-	-	-	-	59	-34.4%	▼	59
Non-Capital Felonies and Related Matters	2013	79	63	74	38	50	29	61	41	40	123	87	50	216			735
	2014	44	125	48	-	-	-	-	-	-	-	-	-	217	0.5%	▲	217
Other	2013	-	-	-	1	1	1	-	-	2	2	-	-	0			7
	2014	1	1	-	-	-	-	-	-	-	-	-	-	2	0.0%	↔	2
Other Criminally Related Matters	2013	4	6	7	5	5	11	6	9	10	15	9	19	17			106
	2014	10	6	12	-	-	-	-	-	-	-	-	-	28	64.7%	▲	28
Probates/Wills and Trusts - Level 2	2013	4	4	5	1	2	1	4	1	3	3	2	1	13			31
	2014	2	-	3	-	-	-	-	-	-	-	-	-	5	-61.5%	▼	5
Protective Orders	2013	-	-	-	-	2	2	-	-	-	2	-	-	0			6
	2014	2	-	1	-	-	-	-	-	-	-	-	-	3	0.0%	↔	3
Uncontested Divorce	2013	12	14	15	14	21	11	15	12	23	15	19	16	41			187
	2014	17	13	26	-	-	-	-	-	-	-	-	-	56	36.6%	▲	56

Type of Court: Circuit

Locale/Circuit: Williamsburg 9

Start/End Date: Jan-13 / Mar-14

Type of Case: Filings

AVG. Month: 319

2013 AVG Month: 313

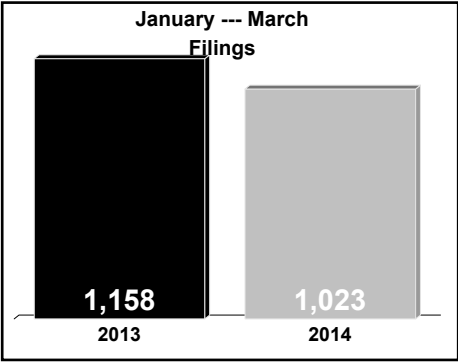
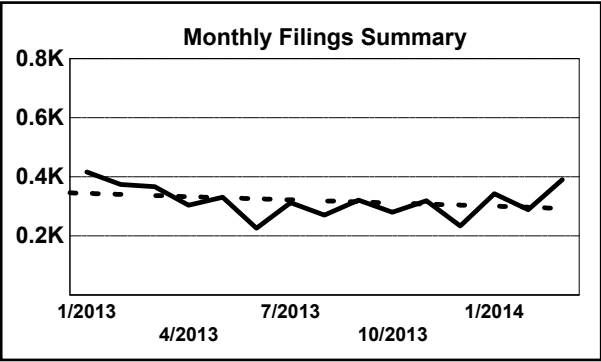
2014 AVG Month: 341

Jan-Mar 2013: 1,158

Jan-Mar 2014: 1,023

Filings Trending: Downward ▼

D
a
s
h
b
o
a
r
d



	Jan	Feb	Mar	Apr	May	Jun	Jul	Aug	Sep	Oct	Nov	Dec	Thru Mar	% Change	Trending	Total
2013	417	374	367	304	331	226	313	271	321	280	319	234	1,158			3,757
2014	343	289	391	-	-	-	-	-	-	-	-	-	1,023	-11.7%	▼	1,023

		Jan	Feb	Mar	Apr	May	Jun	Jul	Aug	Sep	Oct	Nov	Dec	Thru Mar	% Change	Trending	Total
Administrative Law	2013	-	-	3	-	-	-	-	-	2	-	-	-	3			5
Capital Murder	2014	3	-	-	-	-	-	-	-	-	-	-	-	3			3
Contested Divorce	2013	4	10	9	5	8	9	5	3	5	1	8	5	23			72
	2014	5	8	10	-	-	-	-	-	-	-	-	-	23	0.0%	↔	23
Domestic and Family - Level 1	2013	2	2	9	-	6	2	2	4	1	1	7	1	13			37
	2014	-	5	3	-	-	-	-	-	-	-	-	-	8	-38.5%	▼	8
Domestic and Family - Level 2	2013	-	5	3	5	1	2	3	-	4	1	1	1	8			26
	2014	3	4	2	-	-	-	-	-	-	-	-	-	9	12.5%	▲	9
General Civil - Level 1	2013	-	1	-	-	-	3	1	2	-	1	1	-	1			9
	2014	2	-	1	-	-	-	-	-	-	-	-	-	3	200.0%	▲	3
General Civil - Level 2	2013	15	17	6	8	11	6	10	12	13	13	13	12	38			136
	2014	6	7	6	-	-	-	-	-	-	-	-	-	19	-50.0%	▼	19
General Civil - Level 3	2013	7	7	4	6	15	9	10	15	12	1	8	8	18			102
	2014	10	-	16	-	-	-	-	-	-	-	-	-	26	44.4%	▲	26
Miscellaneous	2013	224	204	157	140	124	70	122	98	103	95	87	116	585			1,540
	2014	155	141	123	-	-	-	-	-	-	-	-	-	419	-28.4%	▼	419
Misdemeanor	2013	48	38	58	58	57	27	30	35	46	46	54	27	144			524
	2014	34	36	48	-	-	-	-	-	-	-	-	-	118	-18.1%	▼	118
Non-Capital Felonies and Related Matters	2013	62	32	78	41	42	45	63	46	78	66	87	26	172			666
	2014	60	46	119	-	-	-	-	-	-	-	-	-	225	30.8%	▲	225
Other	2013	20	18	10	16	27	14	32	29	23	19	23	14	48			245
	2014	25	19	34	-	-	-	-	-	-	-	-	-	78	62.5%	▲	78
Other Criminally Related Matters	2013	8	16	12	10	11	11	16	8	13	14	11	8	36			138
	2014	13	12	17	-	-	-	-	-	-	-	-	-	42	16.7%	▲	42
Probates/Wills and Trusts	2013	-	1	-	-	1	2	-	-	1	-	-	-	1			5
Probates/Wills and Trusts - Level 2	2013	2	4	-	2	6	2	2	4	3	6	1	2	6			34
	2014	2	2	2	-	-	-	-	-	-	-	-	-	6	0.0%	↔	6
Uncontested Divorce	2013	25	19	18	13	22	24	17	15	17	16	18	14	62			218
	2014	25	9	10	-	-	-	-	-	-	-	-	-	44	-29.0%	▼	44

Type of Court: Circuit

Locale/Circuit: Appomattox 10

Start/End Date: Jan-13 / Mar-14

Type of Case: Filings

AVG. Month: 70

2013 AVG Month: 66

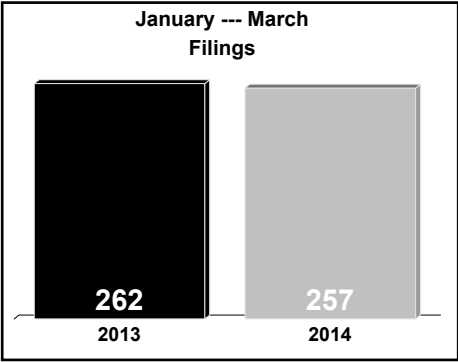
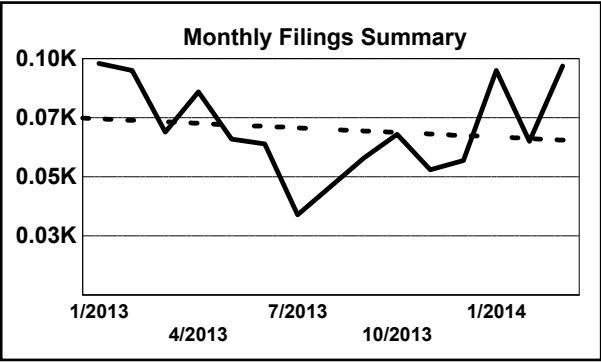
2014 AVG Month: 86

Jan-Mar 2013: 262

Jan-Mar 2014: 257

Filings Trending: Steady ↔

D
a
s
h
b
o
a
r
d



	Jan	Feb	Mar	Apr	May	Jun	Jul	Aug	Sep	Oct	Nov	Dec	Thru Mar	% Change	Trending	Total
2013	98	95	69	86	66	64	34	46	58	68	53	57	262			794
2014	95	65	97	-	-	-	-	-	-	-	-	-	257	-1.9%	▼	257

		Jan	Feb	Mar	Apr	May	Jun	Jul	Aug	Sep	Oct	Nov	Dec	Thru Mar	% Change	Trending	Total
Administrative Law	2013	-	-	-	-	-	-	-	-	1	-	-	-	0			1
	2014	-	1	-	-	-	-	-	-	-	-	-	-	1	0.0%	↔	1
Contested Divorce	2013	-	-	2	-	1	3	1	-	1	2	-	1	2			11
	2014	3	2	1	-	-	-	-	-	-	-	-	-	6	200.0%	▲	6
Domestic and Family - Level 1	2013	-	-	-	-	6	1	-	5	1	4	5	-	0			22
	2014	-	4	6	-	-	-	-	-	-	-	-	-	10	0.0%	↔	10
Domestic and Family - Level 2	2013	-	1	-	-	1	-	-	-	1	-	-	1	1			4
	2014	-	-	1	-	-	-	-	-	-	-	-	-	1	0.0%	↔	1
General Civil - Level 2	2013	2	5	2	3	5	1	2	1	2	1	2	1	9			27
	2014	2	3	3	-	-	-	-	-	-	-	-	-	8	-11.1%	▼	8
General Civil - Level 3	2013	-	-	-	-	1	-	-	-	-	1	1	2	0			5
	2014	1	-	2	-	-	-	-	-	-	-	-	-	3	0.0%	↔	3
Miscellaneous	2013	58	72	44	42	20	26	17	19	39	37	34	42	174			450
	2014	49	37	37	-	-	-	-	-	-	-	-	-	123	-29.3%	▼	123
Misdemeanor	2013	1	1	3	7	4	2	3	1	-	4	-	-	5			26
	2014	-	4	4	-	-	-	-	-	-	-	-	-	8	60.0%	▲	8
Non-Capital Felonies and Related Matters	2013	32	14	11	29	24	27	8	15	11	17	4	4	57			196
	2014	33	10	38	-	-	-	-	-	-	-	-	-	81	42.1%	▲	81
Other	2013	-	-	1	1	-	3	-	-	-	1	-	3	1			9
	2014	1	3	1	-	-	-	-	-	-	-	-	-	5	400.0%	▲	5
Other Criminally Related M	2013	-	-	3	-	-	1	-	-	-	-	2	-	3			6
Probates/Wills and Trusts - Level 2	2013	1	-	-	-	-	-	1	-	-	-	-	2	1			4
	2014	2	-	1	-	-	-	-	-	-	-	-	-	3	200.0%	▲	3
Protective Orders	2013	-	-	-	-	1	-	-	-	-	-	-	-	0			1
Uncontested Divorce	2013	4	2	3	4	3	-	2	5	2	1	5	1	9	0.0%	↔	32
	2014	4	1	3	-	-	-	-	-	-	-	-	-	8	-11.1%	▼	8

Type of Court: Circuit

Locale/Circuit: Buckingham 10

Start/End Date: Jan-13 / Mar-14

Type of Case: Filings

AVG. Month: 70

2013 AVG Month: 70

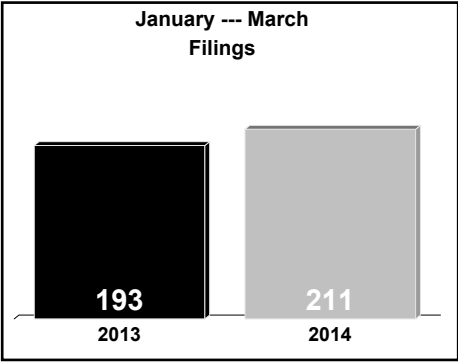
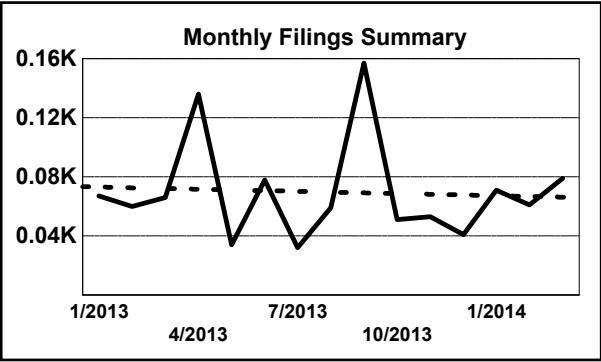
2014 AVG Month: 70

Jan-Mar 2013: 193

Jan-Mar 2014: 211

Filings Trending: Upward ▲

D
a
s
h
b
o
a
r
d

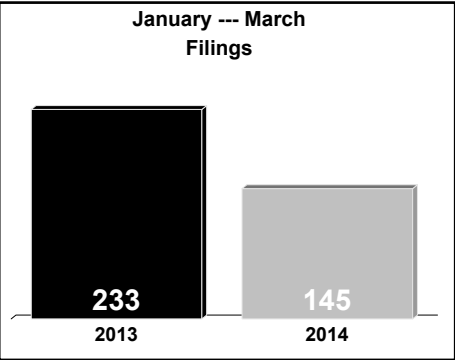
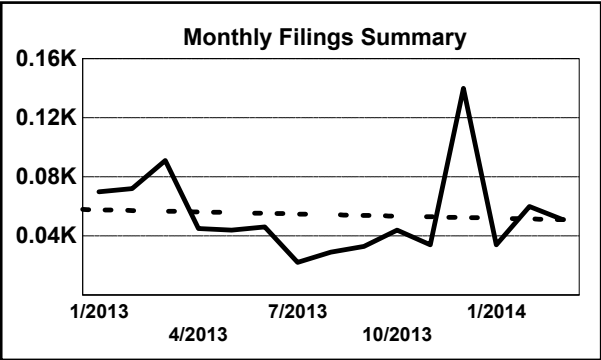


	Jan	Feb	Mar	Apr	May	Jun	Jul	Aug	Sep	Oct	Nov	Dec	Thru Mar	% Change	Trending	Total
2013	67	60	66	136	34	78	32	59	157	51	53	41	193			834
2014	71	61	79	-	-	-	-	-	-	-	-	-	211	9.3%	▲	211

		Jan	Feb	Mar	Apr	May	Jun	Jul	Aug	Sep	Oct	Nov	Dec	Thru Mar	% Change	Trending	Total
Contested Divorce	2013	3	-	4	1	2	-	-	-	-	4	-	-	7			14
	2014	1	1	-	-	-	-	-	-	-	-	-	-	2	-71.4%	▼	2
Domestic and Family - Level 1	2013	-	-	-	-	-	2	-	-	4	1	-	-	0	0.0%	↔	7
	2014	3	-	-	-	-	-	-	-	-	-	-	-	3			3
Domestic and Family - Lev	2013	2	-	-	1	-	-	1	4	2	1	-	1	2			12
	2014	1	-	-	-	-	-	-	2	-	-	-	-	1			3
General Civil - Level 1	2013	4	3	1	1	-	1	3	-	-	3	1	-	8			17
	2014	4	-	1	-	-	-	-	-	-	-	-	-	5	-37.5%	▼	5
General Civil - Level 2	2013	-	3	4	1	1	1	1	2	3	1	2	-	7			19
	2014	-	1	-	-	-	-	-	-	-	-	-	-	1	-85.7%	▼	1
General Civil - Level 3	2013	36	38	30	33	13	19	14	25	22	21	17	21	104			289
	2014	28	23	38	-	-	-	-	-	-	-	-	-	89	-14.4%	▼	89
Miscellaneous	2013	2	5	3	9	-	16	-	4	11	2	8	1	10			61
	2014	1	7	6	-	-	-	-	-	-	-	-	-	14	40.0%	▲	14
Misdemeanor	2013	17	9	17	81	13	33	8	15	107	11	21	14	43			346
	2014	27	22	26	-	-	-	-	-	-	-	-	-	75	74.4%	▲	75
Non-Capital Felonies and Related Matters	2013	1	1	-	1	1	1	1	-	2	2	-	-	2			10
	2014	2	1	2	-	-	-	-	-	-	-	-	-	5	150.0%	▲	5
Other	2013	-	-	-	2	-	-	-	1	2	-	1	-	0			6
	2014	-	3	-	-	-	-	-	-	-	-	-	-	3	0.0%	↔	3
Other Criminally Related Matters	2013	-	-	-	-	-	-	-	-	1	-	-	-	0			1
	2014	-	-	1	-	-	-	-	-	-	-	1	-	1	0.0%	↔	2
Probates/Wills and Trusts	2013	1	1	6	6	4	5	4	6	3	5	2	4	8			47
	2014	4	3	6	-	-	-	-	-	-	-	-	-	13	62.5%	▲	13
Uncontested Divorce	2013	-	-	-	-	-	-	-	-	-	-	-	-	-			-
	2014	-	-	-	-	-	-	-	-	-	-	-	-	-			-

Type of Court: Circuit
Locale/Circuit: Charlotte 10
Start/End Date: Jan-13 / Mar-14
Type of Case: Filings
AVG. Month: 54
2013 AVG Month: 56
2014 AVG Month: 48
Jan-Mar 2013: 233
Jan-Mar 2014: 145
Filings Trending: Downward ▼

D
a
s
h
b
o
a
r
d



	Jan	Feb	Mar	Apr	May	Jun	Jul	Aug	Sep	Oct	Nov	Dec	Thru Mar	% Change	Trending	Total
2013	70	72	91	45	44	46	22	29	33	44	34	140	233			670
2014	34	60	51	-	-	-	-	-	-	-	-	-	145	-37.8%	▼	145

		Jan	Feb	Mar	Apr	May	Jun	Jul	Aug	Sep	Oct	Nov	Dec	Thru Mar	% Change	Trending	Total
Administrative Law	2013	-	-	-	-	-	-	-	-	-	1	-	-	0			1
Contested Divorce	2013	-	1	2	4	1	2	1	1	-	-	-	-	3	0.0%	↔	12
	2014	-	1	3	-	-	-	-	-	-	-	-	-	4	33.3%	▲	4
Domestic and Family - Level 1	2013	1	2	2	-	1	-	-	-	-	-	3	3	5			12
	2014	1	4	4	-	-	-	-	-	-	-	-	-	9	80.0%	▲	9
Domestic and Family - Level 2	2013	1	-	1	-	-	-	-	-	1	-	1	-	2			4
	2014	-	-	1	-	-	-	-	-	-	-	-	-	1	-50.0%	▼	1
General Civil - Level 2	2013	2	1	2	1	2	1	-	-	1	3	1	-	5			14
	2014	-	1	2	-	-	-	-	-	-	-	-	-	3	-40.0%	▼	3
General Civil - Level 3	2013	7	2	3	1	-	-	1	-	-	-	1	-	12			15
	2014	1	2	-	-	-	-	-	-	-	-	-	-	3	-75.0%	▼	3
Miscellaneous	2013	38	31	48	15	26	13	10	18	18	20	18	25	117			280
	2014	15	27	17	-	-	-	-	-	-	-	-	-	59	-49.6%	▼	59
Misdemeanor	2013	12	7	-	2	1	3	1	-	1	4	1	5	19			37
	2014	3	2	-	-	-	-	-	-	-	-	-	-	5	-73.7%	▼	5
Non-Capital Felonies and Related Matters	2013	4	22	29	17	10	24	4	6	7	12	5	106	55			246
	2014	10	17	24	-	-	-	-	-	-	-	-	-	51	-7.3%	▼	51
Other	2013	2	-	-	-	-	-	1	-	-	-	-	-	2			3
Other Criminally Related Matters	2013	3	1	1	-	-	-	1	2	3	3	1	-	5			15
	2014	2	-	-	-	-	-	-	-	-	-	-	-	2	-60.0%	▼	2
Probates/Wills and Trusts	2013	-	-	-	1	-	-	-	-	-	-	-	-	0			1
Probates/Wills and Trusts - Level 2	2013	-	1	-	-	-	-	1	1	-	1	1	-	1	0.0%	↔	5
	2014	1	-	-	-	-	-	-	-	-	-	-	-	1	0.0%	↔	1
Protective Orders	2013	-	1	-	-	1	-	2	-	-	-	-	1	1			5
	2014	1	1	-	-	-	-	-	-	-	-	-	-	2	100.0%	▲	2
Uncontested Divorce	2013	-	3	3	4	2	3	-	1	2	-	2	-	6			20
	2014	-	5	-	-	-	-	-	-	-	-	-	-	5	-16.7%	▼	5

Type of Court: Circuit

Locale/Circuit: Cumberland 10

Start/End Date: Jan-13 / Mar-14

Type of Case: Filings

AVG. Month: 46

2013 AVG Month: 47

2014 AVG Month: 44

Jan-Mar 2013: 202

Jan-Mar 2014: 132

Filings Trending: Downward ▼

D

a

s

h

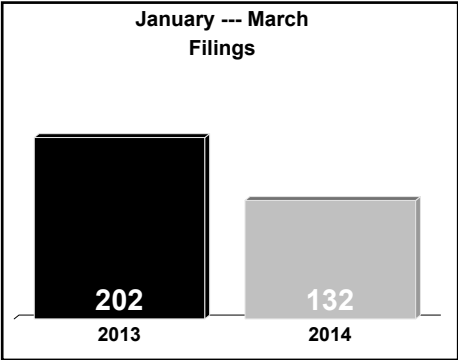
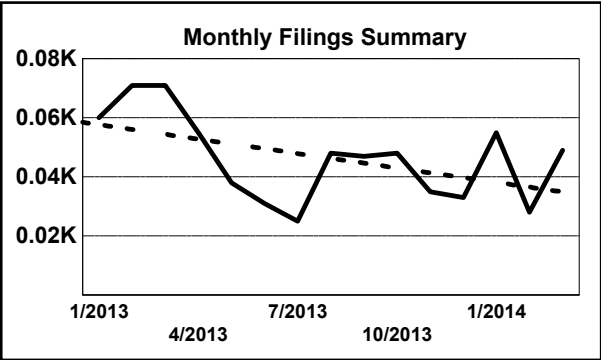
b

o

a

r

d



	Jan	Feb	Mar	Apr	May	Jun	Jul	Aug	Sep	Oct	Nov	Dec	Thru Mar	% Change	Trending	Total
2013	60	71	71	55	38	31	25	48	47	48	35	33	202			562
2014	55	28	49	-	-	-	-	-	-	-	-	-	132	-34.7%	▼	132

		Jan	Feb	Mar	Apr	May	Jun	Jul	Aug	Sep	Oct	Nov	Dec	Thru Mar	% Change	Trending	Total
Contested Divorce	2013	1	1	3	3	1	1	-	2	-	1	-	-	5			13
	2014	1	1	-	-	-	-	-	-	-	-	-	-	2	-60.0%	▼	2
Domestic and Family - Lev	2013	2	-	3	-	-	-	1	-	-	3	-	4	5			13
Domestic and Family - Lev	2013	-	-	-	2	-	-	1	-	-	1	-	-	0			4
General Civil - Level 1	2013	-	-	-	-	-	-	1	-	-	3	-	-	0	0.0%	↔	4
General Civil - Level 2	2013	-	4	1	2	2	-	3	4	1	1	-	-	5	0.0%	↔	18
	2014	2	1	1	-	-	-	-	-	-	-	-	-	4	-20.0%	▼	4
General Civil - Level 3	2013	-	-	-	1	-	1	-	1	-	1	-	-	0			4
	2014	-	-	7	-	-	-	-	-	-	-	-	-	7	0.0%	↔	7
Miscellaneous	2013	36	30	19	23	19	10	13	21	24	16	19	21	85			251
	2014	21	15	22	-	-	-	-	-	-	-	-	-	58	-31.8%	▼	58
Misdemeanor	2013	7	2	2	1	3	3	-	7	2	7	4	5	11			43
	2014	7	1	2	-	-	-	-	-	-	-	-	-	10	-9.1%	▼	10
Non-Capital Felonies and Related Matters	2013	13	32	33	22	6	12	4	12	15	12	10	1	78			172
	2014	16	4	10	-	-	-	-	-	-	-	-	-	30	-61.5%	▼	30
Other	2013	-	1	3	1	1	3	-	-	1	-	-	-	4			10
	2014	2	-	2	-	-	-	-	-	-	-	-	-	4	0.0%	↔	4
Other Criminally Related Matters	2013	-	-	-	-	-	-	-	-	-	2	2	-	0			4
	2014	-	4	1	-	-	-	-	-	-	-	-	-	5	0.0%	↔	5
Probates/Wills and Trusts - Level 2	2013	1	-	-	-	1	-	-	-	1	-	-	-	1			3
	2014	2	-	-	-	-	-	-	-	-	-	-	-	2	100.0%	▲	2
Protective Orders	2014	-	1	-	-	-	-	-	-	-	-	-	-	1			1
Uncontested Divorce	2013	-	1	7	-	5	1	2	1	3	1	-	2	8			23
	2014	4	1	4	-	-	-	-	-	-	-	-	-	9	12.5%	▲	9

Type of Court: Circuit

Locale/Circuit: Halifax 10

Start/End Date: Jan-13 / Mar-14

Type of Case: Filings

AVG. Month: 202

2013 AVG Month: 207

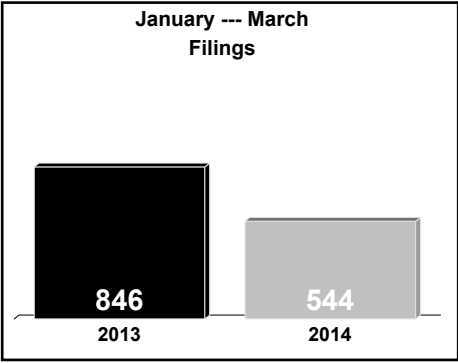
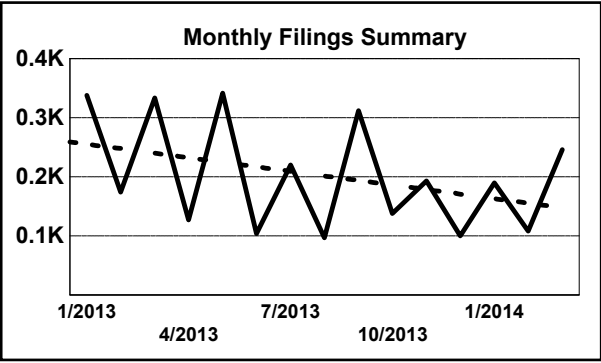
2014 AVG Month: 181

Jan-Mar 2013: 846

Jan-Mar 2014: 544

Filings Trending: Downward ▼

D
a
s
h
b
o
a
r
d

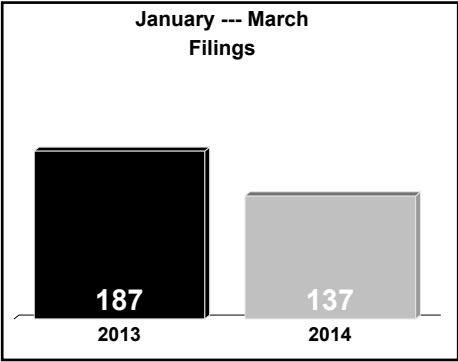
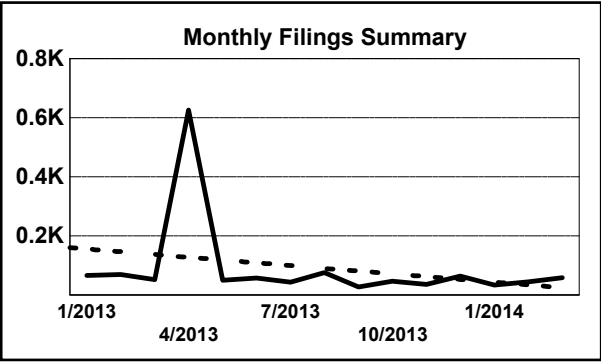


	Jan	Feb	Mar	Apr	May	Jun	Jul	Aug	Sep	Oct	Nov	Dec	Thru Mar	% Change	Trending	Total
2013	338	174	334	127	342	104	220	97	312	138	193	100	846			2,479
2014	190	108	246	-	-	-	-	-	-	-	-	-	544	-35.7%	▼	544

		Jan	Feb	Mar	Apr	May	Jun	Jul	Aug	Sep	Oct	Nov	Dec	Thru Mar	% Change	Trending	Total
Administrative Law	2013	1	-	-	-	-	-	-	-	-	-	-	-	1			1
Contested Divorce	2013	3	3	7	3	6	2	7	3	2	1	1	1	13			39
	2014	2	6	5	-	-	-	-	-	-	-	-	-	13	0.0%	↔	13
Domestic and Family - Level 1	2013	1	4	1	5	3	2	1	2	-	1	2	2	6			24
	2014	2	-	1	-	-	-	-	-	-	-	-	-	3	-50.0%	▼	3
Domestic and Family - Level 2	2013	1	1	4	1	1	-	1	4	1	2	1	2	6			19
	2014	1	-	-	-	-	-	-	-	-	-	-	-	1	-83.3%	▼	1
General Civil - Level 1	2013	-	-	-	1	-	1	1	1	-	-	1	-	0			5
General Civil - Level 2	2013	5	2	3	5	6	5	2	3	8	5	2	2	10	0.0%	↔	48
	2014	4	2	5	-	-	-	-	-	-	-	-	-	11	10.0%	▲	11
General Civil - Level 3	2013	1	3	5	1	3	2	5	1	20	3	4	2	9			50
	2014	3	2	5	-	-	-	-	-	-	-	-	-	10	11.1%	▲	10
Miscellaneous	2013	113	112	115	75	65	32	61	56	46	55	50	51	340			831
	2014	72	69	69	-	-	-	-	-	-	-	-	-	210	-38.2%	▼	210
Misdemeanor	2013	31	17	45	11	33	15	28	15	80	20	30	16	93			341
	2014	33	6	37	-	-	-	-	-	-	-	-	-	76	-18.3%	▼	76
Non-Capital Felonies and Related Matters	2013	156	9	144	12	200	28	90	4	125	29	80	16	309			893
	2014	56	8	94	-	-	-	-	-	-	-	-	-	158	-48.9%	▼	158
Other	2013	5	4	1	5	12	4	13	2	12	10	5	1	10			74
	2014	10	7	13	-	-	-	-	-	-	-	-	-	30	200.0%	▲	30
Other Criminally Related Matters	2013	11	5	3	3	4	3	2	1	5	-	4	-	19			41
	2014	3	1	2	-	-	-	-	-	-	-	-	-	6	-68.4%	▼	6
Probates/Wills and Trusts	2013	-	-	-	-	-	-	1	-	1	-	-	-	0			2
Probates/Wills and Trusts	2013	-	3	1	-	-	2	1	2	3	-	1	-	4	0.0%	↔	13
Protective Orders	2013	-	-	-	-	-	-	-	-	-	-	-	1	0			1
	2014	-	2	-	-	-	-	-	-	-	-	-	-	2	0.0%	↔	2
Uncontested Divorce	2013	10	11	5	5	9	8	7	3	9	12	12	6	26			97
	2014	4	5	15	-	-	-	-	-	-	-	-	-	24	-7.7%	▼	24

Type of Court: Circuit
Locale/Circuit: Lunenburg 10
Start/End Date: Jan-13 / Mar-14
Type of Case: Filings
AVG. Month: 90
2013 AVG Month: 101
2014 AVG Month: 46
Jan-Mar 2013: 187
Jan-Mar 2014: 137
Filings Trending: Downward ▼

D
a
s
h
b
o
a
r
d



	Jan	Feb	Mar	Apr	May	Jun	Jul	Aug	Sep	Oct	Nov	Dec	Thru Mar	% Change	Trending	Total
2013	66	69	52	626	50	57	43	76	27	47	36	64	187			1,213
2014	34	44	59	-	-	-	-	-	-	-	-	-	137	-26.7%	▼	137

		Jan	Feb	Mar	Apr	May	Jun	Jul	Aug	Sep	Oct	Nov	Dec	Thru Mar	% Change	Trending	Total
Contested Divorce	2013	-	-	-	-	-	3	1	3	1	-	-	1	0			9
Domestic and Family - Level 1	2013	-	-	-	-	-	-	-	1	4	1	-	-	0	0.0%	↔	6
	2014	-	3	-	-	-	-	-	-	-	-	-	-	3	0.0%	↔	3
Domestic and Family - Level 2	2013	-	-	-	1	-	-	-	-	-	-	-	1	0			2
	2014	-	1	4	-	-	-	-	-	-	-	-	-	5	0.0%	↔	5
General Civil - Level 1	2013	-	-	1	-	1	1	-	-	-	-	-	-	1			3
General Civil - Level 2	2013	2	-	6	11	-	3	3	1	-	-	4	1	8			31
	2014	1	2	1	-	-	-	-	-	-	-	-	-	4	-50.0%	▼	4
General Civil - Level 3	2013	2	-	3	2	8	2	2	3	-	1	-	2	5			25
	2014	-	1	2	-	-	-	-	-	-	-	-	-	3	-40.0%	▼	3
Miscellaneous	2013	41	40	25	33	30	20	28	25	19	17	15	31	106			324
	2014	18	27	26	-	-	-	-	-	-	-	-	-	71	-33.0%	▼	71
Misdemeanor	2013	4	4	-	4	2	5	4	1	-	-	1	1	8			26
	2014	1	2	2	-	-	-	-	-	-	-	-	-	5	-37.5%	▼	5
Non-Capital Felonies and Related Matters	2013	14	21	15	574	6	22	4	39	2	26	13	25	50			761
	2014	14	8	16	-	-	-	-	-	-	-	-	-	38	-24.0%	▼	38
Other	2013	-	-	-	-	-	-	-	-	1	-	1	-	0			2
Other Criminally Related Matters	2013	3	1	1	1	-	-	-	1	-	1	-	1	5	0.0%	↔	9
	2014	-	-	1	-	-	-	-	-	-	-	-	-	1	-80.0%	▼	1
Probates/Wills and Trusts	2013	-	-	-	-	2	-	-	-	-	-	1	1	0			4
Uncontested Divorce	2013	-	3	1	-	1	1	1	2	-	1	1	-	4	0.0%	↔	11
	2014	-	-	7	-	-	-	-	-	-	-	-	-	7	75.0%	▲	7

Type of Court: Circuit

Locale/Circuit: Mecklenburg 10

Start/End Date: Jan-13 / Mar-14

Type of Case: Filings

AVG. Month: 242

2013 AVG Month: 239

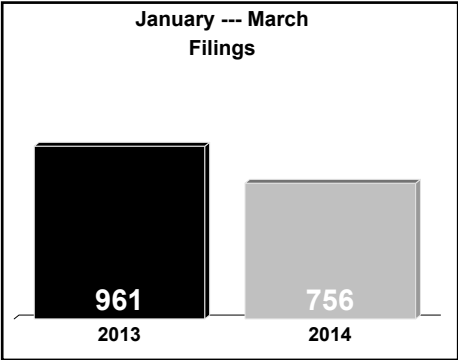
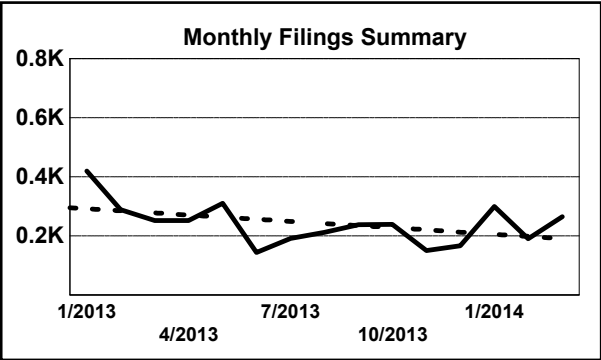
2014 AVG Month: 252

Jan-Mar 2013: 961

Jan-Mar 2014: 756

Filings Trending: Downward ▼

D
a
s
h
b
o
a
r
d



	Jan	Feb	Mar	Apr	May	Jun	Jul	Aug	Sep	Oct	Nov	Dec	Thru Mar	% Change	Trending	Total
2013	420	289	252	252	311	144	192	212	238	239	151	167	961			2,867
2014	300	191	265	-	-	-	-	-	-	-	-	-	756	-21.3%	▼	756

		Jan	Feb	Mar	Apr	May	Jun	Jul	Aug	Sep	Oct	Nov	Dec	Thru Mar	% Change	Trending	Total
Administrative Law	2013	1	-	-	-	-	-	-	-	-	2	-	-	1			3
Contested Divorce	2013	3	3	3	9	3	2	6	6	5	3	3	3	9			49
	2014	-	3	3	-	-	-	-	-	-	-	-	-	6	-33.3%	▼	6
Domestic and Family - Level 1	2013	3	3	1	2	2	2	-	1	1	-	1	3	7	42.9%	▲	19
	2014	3	5	2	-	-	-	-	-	-	-	-	-	10			10
Domestic and Family - Level 2	2013	-	-	-	-	-	-	1	-	1	-	-	-	0			2
	2014	-	-	1	-	-	-	-	-	-	-	-	-	1	0.0%	↔	1
General Civil - Level 1	2013	1	-	1	-	1	1	-	2	-	1	-	-	2			7
	2014	-	1	-	-	-	-	-	-	-	-	-	-	1	-50.0%	▼	1
General Civil - Level 2	2013	4	1	8	6	6	3	6	4	6	4	5	-	13			53
	2014	4	3	2	-	-	-	-	-	-	-	-	-	9	-30.8%	▼	9
General Civil - Level 3	2013	4	3	1	3	4	4	2	2	34	2	2	1	8			62
	2014	5	3	2	-	-	-	-	-	-	-	-	-	10	25.0%	▲	10
Miscellaneous	2013	104	90	102	57	50	37	41	41	42	51	44	51	296			710
	2014	53	48	46	-	-	-	-	-	-	-	-	-	147	-50.3%	▼	147
Misdemeanor	2013	33	36	17	25	41	26	27	53	35	28	10	15	86			346
	2014	23	10	34	-	-	-	-	-	-	-	-	-	67	-22.1%	▼	67
Non-Capital Felonies and Related Matters	2013	255	127	101	124	191	53	92	91	98	134	72	81	483			1,419
	2014	195	105	154	-	-	-	-	-	-	-	-	-	454	-6.0%	▼	454
Other	2013	1	10	6	11	2	3	5	1	3	3	7	6	17			58
	2014	3	2	4	-	-	-	-	-	-	-	-	-	9	-47.1%	▼	9
Other Criminally Related Matters	2013	-	8	4	5	5	5	2	6	7	4	3	5	12			54
	2014	7	-	-	-	-	-	-	-	-	-	-	-	7	-41.7%	▼	7
Probates/Wills and Trusts - Level 2	2013	-	-	1	-	-	1	-	1	-	1	-	-	1			4
	2014	-	-	3	-	-	-	-	-	-	-	-	-	3	200.0%	▲	3
Protective Orders	2013	-	-	-	-	-	-	2	-	-	-	-	-	0			2
Uncontested Divorce	2013	11	8	7	10	6	7	8	4	6	6	4	2	26	0.0%	↔	79
	2014	7	11	14	-	-	-	-	-	-	-	-	-	32	23.1%	▲	32

Type of Court: Circuit

Locale/Circuit: Prince Edward 10

Start/End Date: Jan-13 / Mar-14

Type of Case: Filings

AVG. Month: 138

2013 AVG Month: 138

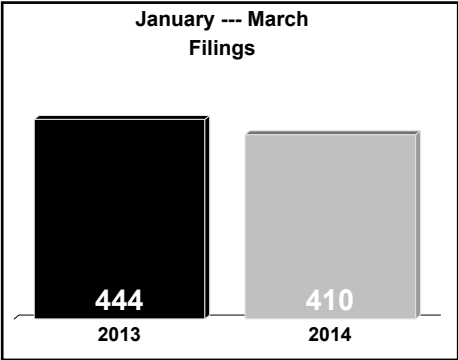
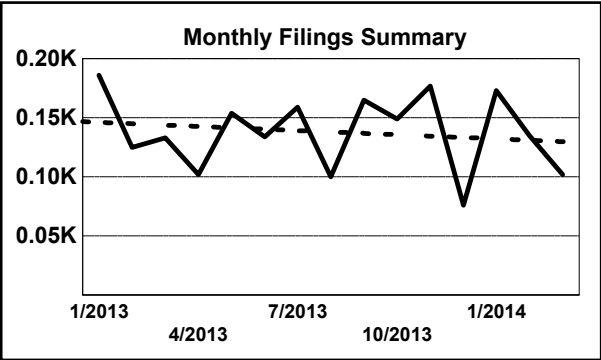
2014 AVG Month: 137

Jan-Mar 2013: 444

Jan-Mar 2014: 410

Filings Trending: Downward ▼

D
a
s
h
b
o
a
r
d

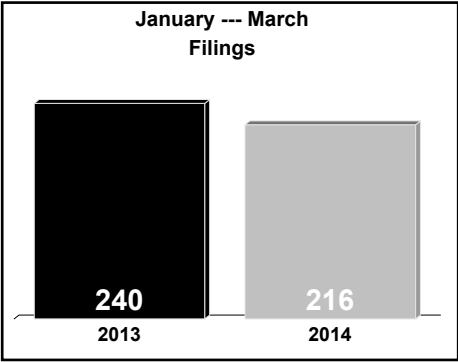
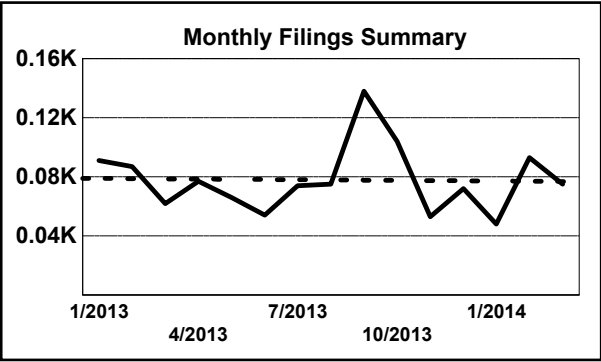


	Jan	Feb	Mar	Apr	May	Jun	Jul	Aug	Sep	Oct	Nov	Dec	Thru Mar	% Change	Trending	Total
2013	186	125	133	102	154	134	159	100	165	149	177	76	444			1,660
2014	173	135	102	-	-	-	-	-	-	-	-	-	410	-7.7%	▼	410

		Jan	Feb	Mar	Apr	May	Jun	Jul	Aug	Sep	Oct	Nov	Dec	Thru Mar	% Change	Trending	Total
Contested Divorce	2013	2	-	2	2	1	-	3	3	3	1	2	-	4			19
	2014	2	4	3	-	-	-	-	-	-	-	-	-	9	125.0%	▲	9
Domestic and Family - Level 1	2013	-	1	-	2	10	1	-	1	7	3	2	-	1	300.0%	▲	27
	2014	-	4	-	-	-	-	-	-	-	-	-	-	4		▲	4
Domestic and Family - Level 2	2013	1	-	-	1	1	2	1	2	-	-	1	-	1	100.0%	▲	9
	2014	1	1	-	-	-	-	-	-	-	-	-	-	2		▲	2
General Civil - Level 1	2013	1	-	-	-	-	2	-	1	-	-	-	1	1	0.0%	↔	5
	2014	1	-	-	-	-	-	-	-	-	-	-	-	1		↔	1
General Civil - Level 2	2013	4	2	2	1	6	2	3	6	3	2	1	1	8	0.0%	↔	33
	2014	4	3	1	-	-	-	-	-	-	-	-	-	8		↔	8
General Civil - Level 3	2013	1	3	2	-	1	2	-	1	1	3	-	-	6			14
	2014	-	2	1	-	-	-	-	-	-	-	-	-	3	-50.0%	▼	3
Miscellaneous	2013	60	62	45	33	21	24	31	38	32	30	32	32	167			440
	2014	40	36	30	-	-	-	-	-	-	-	-	-	106	-36.5%	▼	106
Misdemeanor	2013	19	17	9	11	24	12	20	10	16	12	26	11	45			187
	2014	9	4	8	-	-	-	-	-	-	-	-	-	21	-53.3%	▼	21
Non-Capital Felonies and Related Matters	2013	89	31	66	44	85	84	93	31	83	87	103	26	186			822
	2014	102	75	53	-	-	-	-	-	-	-	-	-	230	23.7%	▲	230
Other	2013	-	3	2	-	-	1	-	-	13	-	1	-	5			20
	2014	-	1	-	-	-	-	-	-	-	-	-	-	1	-80.0%	▼	1
Other Criminally Related Matters	2013	3	-	2	3	-	1	2	-	1	-	4	-	5			16
	2014	3	-	2	-	-	-	-	-	-	-	-	-	5	0.0%	↔	5
Probates/Wills and Trusts	2013	-	-	-	-	-	-	-	-	-	-	1	-	0			1
Probates/Wills and Trusts - Level 2	2013	-	-	1	-	-	-	1	1	-	-	-	-	1	0.0%	↔	3
	2014	2	-	1	-	-	-	-	-	-	-	-	-	3	200.0%	▲	3
Protective Orders	2013	-	-	-	-	1	-	-	-	-	-	-	-	0			1
	2014	-	1	-	-	-	-	-	-	-	-	-	-	1	0.0%	↔	1
Uncontested Divorce	2013	6	6	2	5	4	3	5	6	6	11	4	5	14			63
	2014	9	4	3	-	-	-	-	-	-	-	-	-	16	14.3%	▲	16

Type of Court: Circuit
Locale/Circuit: Amelia 11
Start/End Date: Jan-13 / Mar-14
Type of Case: Filings
AVG. Month: 78
2013 AVG Month: 79
2014 AVG Month: 72
Jan-Mar 2013: 240
Jan-Mar 2014: 216
Filings Trending: Downward ▼

D
a
s
h
b
o
a
r
d



	Jan	Feb	Mar	Apr	May	Jun	Jul	Aug	Sep	Oct	Nov	Dec	Thru Mar	% Change	Trending	Total
2013	91	87	62	77	66	54	74	75	138	104	53	72	240			953
2014	48	93	75	-	-	-	-	-	-	-	-	-	216	-10.0%	▼	216

		Jan	Feb	Mar	Apr	May	Jun	Jul	Aug	Sep	Oct	Nov	Dec	Thru Mar	% Change	Trending	Total
Contested Divorce	2013	1	1	-	2	2	1	1	-	-	1	1	1	2			11
	2014	-	3	3	-	-	-	-	-	-	-	-	-	6	200.0%	▲	6
Domestic and Family - Lev	2013	-	-	-	-	3	4	2	-	2	2	1	2	0			16
Domestic and Family - Lev	2013	-	1	-	-	3	1	-	-	1	-	1	1	1	0.0%	↔	8
General Civil - Level 2	2013	4	4	1	2	1	1	2	-	2	3	1	-	9			21
	2014	-	3	-	-	-	-	-	-	-	-	-	-	3	-66.7%	▼	3
General Civil - Level 3	2013	1	-	1	1	-	-	-	-	1	1	-	-	2			5
	2014	1	3	1	-	-	-	-	-	-	-	-	-	5	150.0%	▲	5
Miscellaneous	2013	62	56	44	37	31	24	18	28	27	31	32	38	162			428
	2014	25	35	49	-	-	-	-	-	-	-	-	-	109	-32.7%	▼	109
Misdemeanor	2013	2	4	3	8	2	2	4	10	8	10	8	7	9			68
	2014	6	1	10	-	-	-	-	-	-	-	-	-	17	88.9%	▲	17
Non-Capital Felonies and Related Matters	2013	12	14	9	10	14	10	37	29	91	48	6	19	35			299
	2014	10	41	5	-	-	-	-	-	-	-	-	-	56	60.0%	▲	56
Other	2013	2	1	1	3	1	3	-	3	3	3	2	1	4			23
	2014	2	-	-	-	-	-	-	-	-	-	-	-	2	-50.0%	▼	2
Other Criminally Related Matters	2013	3	2	1	8	4	6	6	3	2	2	-	2	6			39
	2014	1	4	3	-	-	-	-	-	-	-	-	-	8	33.3%	▲	8
Probates/Wills and Trusts	2013	-	2	-	1	-	-	-	1	1	-	-	-	2			5
Uncontested Divorce	2013	4	2	2	5	5	2	4	1	-	3	1	1	8			30
	2014	3	3	4	-	-	-	-	-	-	-	-	-	10	25.0%	▲	10

Type of Court: Circuit

Locale/Circuit: Dinwiddie 11

Start/End Date: Jan-13 / Mar-14

Type of Case: Filings

AVG. Month: 162

2013 AVG Month: 164

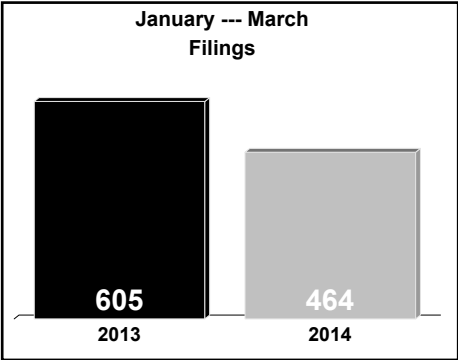
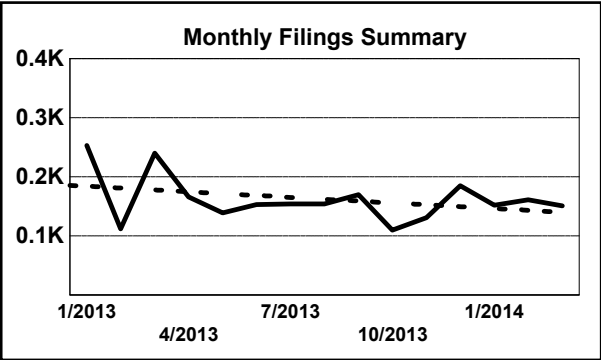
2014 AVG Month: 155

Jan-Mar 2013: 605

Jan-Mar 2014: 464

Filings Trending: Downward ▼

D
a
s
h
b
o
a
r
d



	Jan	Feb	Mar	Apr	May	Jun	Jul	Aug	Sep	Oct	Nov	Dec	Thru Mar	% Change	Trending	Total
2013	253	112	240	166	139	153	154	154	170	110	131	185	605			1,967
2014	152	161	151	-	-	-	-	-	-	-	-	-	464	-23.3%	▼	464

		Jan	Feb	Mar	Apr	May	Jun	Jul	Aug	Sep	Oct	Nov	Dec	Thru Mar	% Change	Trending	Total
Administrative Law	2013	-	-	-	-	-	1	1	-	-	-	-	-	0			2
Contested Divorce	2013	4	2	5	5	4	1	-	-	-	4	-	2	11	0.0%	↔	27
	2014	-	4	5	-	-	-	-	-	-	-	-	-	9	-18.2%	▼	9
Domestic and Family - Level 1	2013	7	1	2	4	2	1	4	11	5	7	5	5	10	0.0%	↔	54
	2014	4	2	4	-	-	-	-	-	-	-	-	-	10	0.0%	↔	10
Domestic and Family - Level 2	2013	7	4	6	4	7	5	2	4	7	7	7	2	17			62
	2014	6	4	-	-	-	-	-	-	-	-	-	-	10	-41.2%	▼	10
General Civil - Level 1	2013	-	-	-	-	-	-	1	-	-	-	-	-	0			1
General Civil - Level 2	2013	3	-	2	3	6	2	3	1	3	2	3	6	5	0.0%	↔	34
	2014	6	1	3	-	-	-	-	-	-	-	-	-	10	100.0%	▲	10
General Civil - Level 3	2013	1	5	2	3	-	16	-	3	2	1	9	2	8			44
	2014	3	2	6	-	-	-	-	-	-	-	-	-	11	37.5%	▲	11
Miscellaneous	2013	119	33	182	74	52	48	42	72	73	44	44	67	334			850
	2014	61	69	64	-	-	-	-	-	-	-	-	-	194	-41.9%	▼	194
Misdemeanor	2013	27	14	20	19	11	19	20	16	24	7	19	24	61			220
	2014	16	17	19	-	-	-	-	-	-	-	-	-	52	-14.8%	▼	52
Non-Capital Felonies and Related Matters	2013	74	40	12	41	45	40	60	18	37	24	35	71	126			497
	2014	43	44	38	-	-	-	-	-	-	-	-	-	125	-0.8%	▼	125
Other	2013	-	-	1	-	-	-	-	-	-	-	1	-	1			2
Other Criminally Related Matters	2013	9	8	2	3	7	13	11	19	9	5	6	3	19			95
	2014	7	8	2	-	-	-	-	-	-	-	-	-	17	-10.5%	▼	17
Probates/Wills and Trusts	2013	-	-	-	-	-	-	-	-	1	-	-	-	0			1
Probates/Wills and Trusts - Level 2	2013	-	-	2	1	1	1	1	-	1	-	1	-	2	0.0%	↔	8
	2014	1	2	2	-	-	-	-	-	-	-	-	-	5	150.0%	▲	5
Uncontested Divorce	2013	2	5	4	9	4	6	9	10	8	9	1	3	11			70
	2014	5	8	8	-	-	-	-	-	-	-	-	-	21	90.9%	▲	21

Type of Court: Circuit

Locale/Circuit: Nottoway 11

Start/End Date: Jan-13 / Mar-14

Type of Case: Filings

AVG. Month: 81

2013 AVG Month: 80

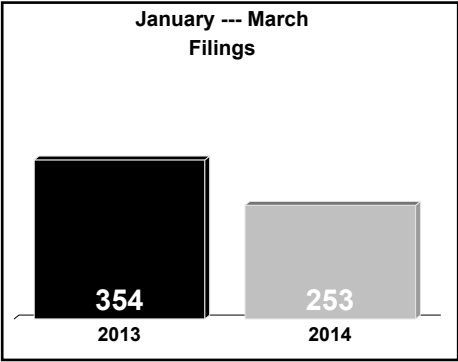
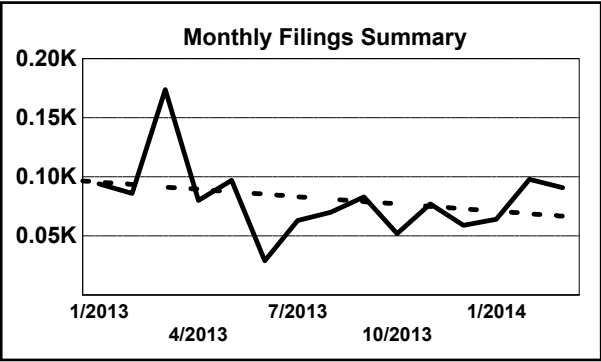
2014 AVG Month: 84

Jan-Mar 2013: 354

Jan-Mar 2014: 253

Filings Trending: Downward ▼

D
a
s
h
b
o
a
r
d



	Jan	Feb	Mar	Apr	May	Jun	Jul	Aug	Sep	Oct	Nov	Dec	Thru Mar	% Change	Trending	Total
2013	94	86	174	80	97	29	63	70	83	52	77	59	354			964
2014	64	98	91	-	-	-	-	-	-	-	-	-	253	-28.5%	▼	253

		Jan	Feb	Mar	Apr	May	Jun	Jul	Aug	Sep	Oct	Nov	Dec	Thru Mar	% Change	Trending	Total
Administrative Law	2013	2	-	-	-	-	-	1	1	-	-	-	-	2			4
Contested Divorce	2013	-	1	1	3	-	1	2	-	1	3	1	1	2			14
	2014	3	1	1	-	-	-	-	-	-	-	-	-	5	150.0%	▲	5
Domestic and Family - Level 1	2013	-	-	1	-	2	-	1	1	-	-	-	-	1			5
	2014	1	2	1	-	-	-	-	-	-	-	-	-	4	300.0%	▲	4
Domestic and Family - Lev	2013	-	1	1	-	-	-	-	-	-	-	1	-	2			3
General Civil - Level 1	2013	-	-	-	-	-	-	1	-	-	-	-	-	0			1
	2014	-	-	2	-	-	-	-	-	-	-	-	-	2	0.0%	↔	2
General Civil - Level 2	2013	4	1	3	-	-	2	1	4	2	2	1	3	8			23
	2014	2	3	6	-	-	-	-	-	-	-	-	-	11	37.5%	▲	11
General Civil - Level 3	2013	4	-	2	3	1	1	2	15	4	-	2	5	6			39
	2014	3	-	3	-	-	-	-	-	-	-	-	-	6	0.0%	↔	6
Miscellaneous	2013	54	56	37	31	27	9	18	23	24	27	23	20	147			349
	2014	22	43	38	-	-	-	-	-	-	-	-	-	103	-29.9%	▼	103
Misdemeanor	2013	5	8	15	7	8	8	7	7	5	5	17	10	28			102
	2014	4	9	18	-	-	-	-	-	-	-	-	-	31	10.7%	▲	31
Non-Capital Felonies and Related Matters	2013	20	11	100	31	54	4	26	15	44	13	28	16	131			362
	2014	24	31	15	-	-	-	-	-	-	-	-	-	70	-46.6%	▼	70
Other	2013	-	-	3	-	1	-	1	-	1	-	-	-	3			6
	2014	2	-	2	-	-	-	-	-	-	-	-	-	4	33.3%	▲	4
Other Criminally Related Matters	2013	4	4	6	-	2	1	-	1	-	1	3	3	14			25
	2014	1	6	2	-	-	-	-	-	-	-	-	-	9	-35.7%	▼	9
Probates/Wills and Trusts	2013	-	-	-	1	-	-	-	-	-	-	-	-	0			1
Probates/Wills and Trusts	2013	-	1	-	3	-	1	-	1	-	1	-	-	1	0.0%	↔	7
Protective Orders	2013	-	1	-	-	-	-	-	-	-	-	-	-	1			1
Uncontested Divorce	2013	1	2	5	1	2	2	3	2	2	-	1	1	8			22
	2014	2	3	3	-	-	-	-	-	-	-	-	-	8	0.0%	↔	8

Type of Court: Circuit

Locale/Circuit: Powhatan 11

Start/End Date: Jan-13 / Mar-14

Type of Case: Filings

AVG. Month: 126

2013 AVG Month: 123

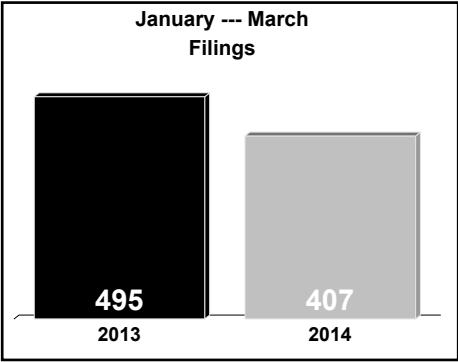
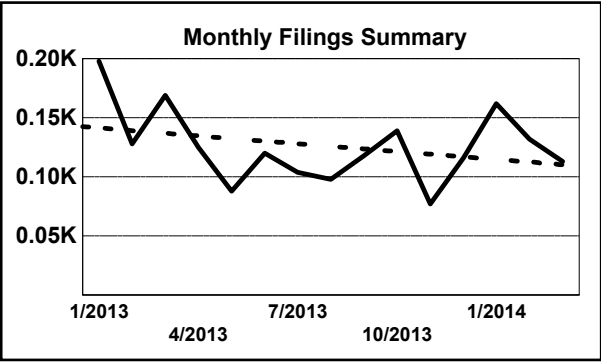
2014 AVG Month: 136

Jan-Mar 2013: 495

Jan-Mar 2014: 407

Filings Trending: Downward ▼

D
a
s
h
b
o
a
r
d



	Jan	Feb	Mar	Apr	May	Jun	Jul	Aug	Sep	Oct	Nov	Dec	Thru Mar	% Change	Trending	Total
2013	198	128	169	125	88	120	104	98	118	139	77	116	495			1,480
2014	162	132	113	-	-	-	-	-	-	-	-	-	407	-17.8%	▼	407

		Jan	Feb	Mar	Apr	May	Jun	Jul	Aug	Sep	Oct	Nov	Dec	Thru Mar	% Change	Trending	Total
Administrative Law	2013	1	1	-	-	-	-	-	-	-	-	-	-	2			2
	2014	1	-	-	-	-	-	-	-	-	-	-	-	1	-50.0%	▼	1
Contested Divorce	2013	4	1	1	3	6	6	4	2	2	5	4	1	6	183.3%	▲	17
	2014	6	7	4	-	-	-	-	-	-	-	-	-	17			17
Domestic and Family - Lev	2013	-	-	-	-	-	-	1	-	-	-	-	-	0	0.0%	↔	1
Domestic and Family - Lev	2013	-	-	1	-	-	-	-	-	-	1	1	-	1	0.0%	↔	3
General Civil - Level 1	2013	-	-	-	-	-	2	1	-	-	-	1	-	0			4
	2014	-	-	1	-	-	-	-	-	-	-	-	-	1	0.0%	↔	1
General Civil - Level 2	2013	3	3	5	6	4	5	8	4	8	8	5	4	11			63
	2014	-	2	5	-	-	-	-	-	-	-	-	-	7	-36.4%	▼	7
General Civil - Level 3	2013	1	1	4	1	2	1	3	-	3	1	2	1	6			20
	2014	2	1	2	-	-	-	-	-	-	-	-	-	5	-16.7%	▼	5
Miscellaneous	2013	146	99	126	59	64	52	48	63	72	77	50	70	371			926
	2014	118	92	79	-	-	-	-	-	-	-	-	-	289	-22.1%	▼	289
Misdemeanor	2013	5	-	7	2	2	5	4	6	11	5	2	5	12			54
	2014	5	2	2	-	-	-	-	-	-	-	-	-	9	-25.0%	▼	9
Non-Capital Felonies and Related Matters	2013	24	9	19	36	3	37	22	12	17	31	3	27	52			240
	2014	14	17	8	-	-	-	-	-	-	-	-	-	39	-25.0%	▼	39
Other	2013	4	-	1	3	-	4	-	1	-	2	1	1	5			17
	2014	1	1	3	-	-	-	-	-	-	-	-	-	5	0.0%	↔	5
Other Criminally Related Matters	2013	3	2	1	1	3	3	5	3	1	2	2	-	6			26
	2014	4	2	1	-	-	-	-	-	-	-	-	-	7	16.7%	▲	7
Probates/Wills and Trusts	2013	-	2	-	-	-	-	-	-	-	-	-	-	2			2
Probates/Wills and Trusts - Level 2	2013	2	-	-	-	-	-	2	1	-	1	1	-	2			7
	2014	-	1	-	-	-	-	-	-	-	-	-	-	1	-50.0%	▼	1
Uncontested Divorce	2013	5	10	4	14	4	5	6	6	4	6	5	7	19			76
	2014	11	7	8	-	-	-	-	-	-	-	-	-	26	36.8%	▲	26

Type of Court: Circuit

Locale/Circuit: Petersburg 11

Start/End Date: Jan-13 / Mar-14

Type of Case: Filings

AVG. Month: 214

2013 AVG Month: 220

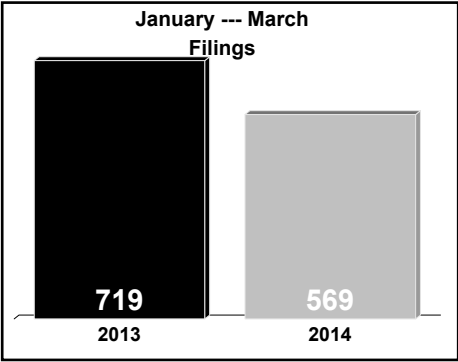
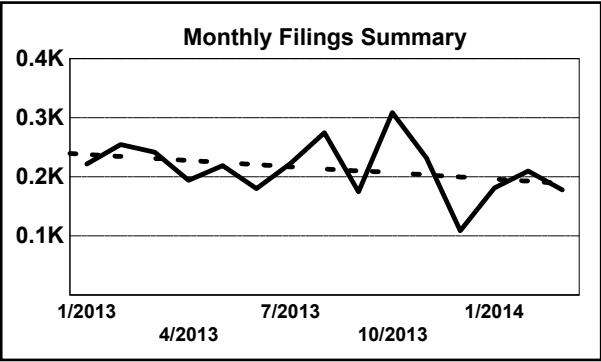
2014 AVG Month: 190

Jan-Mar 2013: 719

Jan-Mar 2014: 569

Filings Trending: Downward ▼

D
a
s
h
b
o
a
r
d



	Jan	Feb	Mar	Apr	May	Jun	Jul	Aug	Sep	Oct	Nov	Dec	Thru Mar	% Change	Trending	Total
2013	222	255	242	194	219	180	223	275	175	309	232	109	719			2,635
2014	181	210	178	-	-	-	-	-	-	-	-	-	569	-20.9%	▼	569

		Jan	Feb	Mar	Apr	May	Jun	Jul	Aug	Sep	Oct	Nov	Dec	Thru Mar	% Change	Trending	Total
Administrative Law	2013	-	1	2	1	-	1	-	-	2	-	1	-	3			8
Contested Divorce	2013	2	4	5	4	3	2	3	1	2	3	2	1	11			32
	2014	2	4	3	-	-	-	-	-	-	-	-	-	9	-18.2%	▼	9
Domestic and Family - Level 1	2013	5	3	6	1	11	1	4	13	5	9	4	3	14			65
	2014	3	3	4	-	-	-	-	-	-	-	-	-	10	-28.6%	▼	10
Domestic and Family - Level 2	2013	1	-	1	1	-	1	4	3	2	1	2	-	2			16
	2014	4	2	-	-	-	-	-	-	-	-	-	-	6	200.0%	▲	6
General Civil - Level 1	2013	2	1	1	-	-	-	-	1	1	1	1	-	4			8
	2014	2	-	1	-	-	-	-	-	-	-	-	-	3	-25.0%	▼	3
General Civil - Level 2	2013	9	8	12	8	7	9	11	16	9	13	10	5	29			117
	2014	10	8	9	-	-	-	-	-	-	-	-	-	27	-6.9%	▼	27
General Civil - Level 3	2013	6	21	7	9	6	7	9	8	9	7	16	12	34			117
	2014	4	12	7	-	-	-	-	-	-	-	-	-	23	-32.4%	▼	23
Miscellaneous	2013	44	51	40	42	52	49	25	35	25	40	34	26	135			463
	2014	39	50	42	-	-	-	-	-	-	-	-	-	131	-3.0%	▼	131
Misdemeanor	2013	19	24	20	27	25	31	23	37	33	17	21	17	63			294
	2014	26	20	13	-	-	-	-	-	-	-	-	-	59	-6.3%	▼	59
Non-Capital Felonies and Related Matters	2013	117	88	109	74	92	57	116	124	75	173	96	32	314			1,153
	2014	72	95	88	-	-	-	-	-	-	-	-	-	255	-18.8%	▼	255
Other	2013	-	-	-	-	1	1	4	-	1	2	1	1	0			11
Other Criminally Related Matters	2013	11	47	27	17	16	16	15	30	8	34	32	10	85	0.0%	↔	263
	2014	13	9	2	-	-	-	-	-	-	-	-	-	24	-71.8%	▼	24
Probates/Wills and Trusts - Level 2	2013	1	1	1	2	-	1	1	1	-	1	1	-	3			10
	2014	2	2	3	-	-	-	-	-	-	-	-	-	7	133.3%	▲	7
Uncontested Divorce	2013	5	6	11	8	6	4	8	6	3	8	11	2	22			78
	2014	4	5	6	-	-	-	-	-	-	-	-	-	15	-31.8%	▼	15

Type of Court: Circuit

Locale/Circuit: Chesterfield 12

Start/End Date: Jan-13 / Mar-14

Type of Case: Filings

AVG. Month: 1,330

2013 AVG Month: 1,329

2014 AVG Month: 1,335

Jan-Mar 2013: 4,933

Jan-Mar 2014: 4,005

Filings Trending: Downward ▼

D

a

s

h

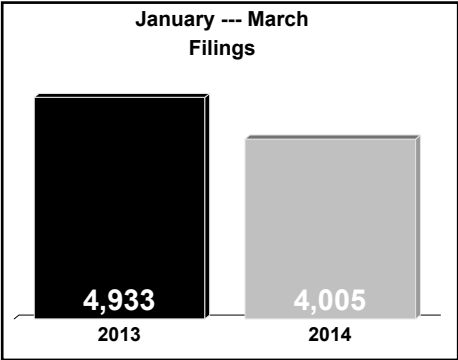
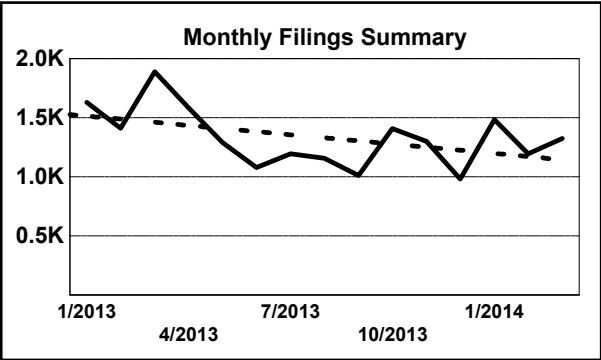
b

o

a

r

d



	Jan	Feb	Mar	Apr	May	Jun	Jul	Aug	Sep	Oct	Nov	Dec	Thru Mar	% Change	Trending	Total
2013	1,630	1,413	1,890	1,586	1,290	1,079	1,196	1,158	1,011	1,409	1,302	981	4,933			15,945
2014	1,486	1,195	1,324	-	-	-	-	-	-	-	-	-	4,005	-18.8%	▼	4,005

		Jan	Feb	Mar	Apr	May	Jun	Jul	Aug	Sep	Oct	Nov	Dec	Thru Mar	% Change	Trending	Total
Administrative Law	2013	1	2	1	-	2	2	1	4	-	1	1	-	4			15
	2014	1	-	3	-	-	-	-	-	-	-	-	-	4	0.0%	↔	4
Contested Divorce	2013	24	24	28	36	41	34	41	24	39	30	27	29	76			377
	2014	28	33	35	-	-	-	-	-	-	-	-	-	96	26.3%	▲	96
Domestic and Family - Level 1	2013	16	17	40	40	28	23	22	41	22	19	49	39	73			356
	2014	29	25	28	-	-	-	-	-	-	-	-	-	82	12.3%	▲	82
Domestic and Family - Level 2	2013	5	8	7	8	13	5	7	4	5	4	3	3	20			72
	2014	8	9	10	-	-	-	-	-	-	-	-	-	27	35.0%	▲	27
General Civil - Level 1	2013	3	1	1	3	4	3	1	-	2	-	5	2	5			25
	2014	61	46	53	-	-	-	-	-	-	-	-	-	160	15.9%	▲	160
General Civil - Level 2	2013	50	38	50	49	50	54	61	77	53	57	70	73	138			682
	2014	61	46	53	-	-	-	-	-	-	-	-	-	160	15.9%	▲	160
General Civil - Level 3	2013	19	15	13	29	33	28	17	23	24	14	21	21	47			257
	2014	36	19	15	-	-	-	-	-	-	-	-	-	70	48.9%	▲	70
Miscellaneous	2013	985	726	1,063	845	451	329	430	374	261	566	493	352	2,774			6,875
	2014	583	464	474	-	-	-	-	-	-	-	-	-	1,521	-45.2%	▼	1,521
Misdemeanor	2013	132	167	188	122	146	157	145	155	95	244	172	94	487			1,817
	2014	223	127	173	-	-	-	-	-	-	-	-	-	523	7.4%	▲	523
Non-Capital Felonies and Related Matters	2013	279	270	347	309	389	294	321	305	376	317	353	237	896			3,797
	2014	351	296	350	-	-	-	-	-	-	-	-	-	997	11.3%	▲	997
Other	2013	26	28	30	35	25	31	29	27	22	29	20	35	84			337
	2014	45	31	34	-	-	-	-	-	-	-	-	-	110	31.0%	▲	110
Other Criminally Related Matters	2013	15	34	33	28	30	30	34	42	24	44	22	26	82			362
	2014	40	37	46	-	-	-	-	-	-	-	-	-	123	50.0%	▲	123
Probates/Wills and Trusts - Level 1	2013	1	-	1	2	-	-	2	1	3	1	1	1	2			13
	2014	2	1	2	-	-	-	-	-	-	-	-	-	5	150.0%	▲	5
Probates/Wills and Trusts - Level 2	2013	4	10	7	8	7	10	4	3	8	7	6	2	21			76
	2014	10	8	12	-	-	-	-	-	-	-	-	-	30	42.9%	▲	30
Protective Orders	2013	-	-	-	-	-	-	-	-	-	3	-	1	0			4
Uncontested Divorce	2013	70	73	81	72	71	79	81	78	77	73	59	66	224	0.0%	↔	880
	2014	69	99	89	-	-	-	-	-	-	-	-	-	257	14.7%	▲	257

Type of Court: Circuit

Locale/Circuit: Colonial Heights 12

Start/End Date: Jan-13 / Mar-14

Type of Case: Filings

AVG. Month: 174

2013 AVG Month: 175

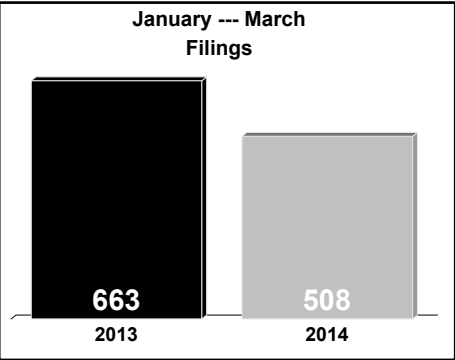
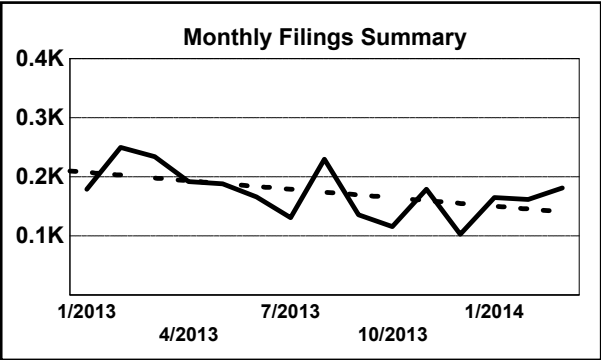
2014 AVG Month: 169

Jan-Mar 2013: 663

Jan-Mar 2014: 508

Filings Trending: Downward ▼

D
a
s
h
b
o
a
r
d



	Jan	Feb	Mar	Apr	May	Jun	Jul	Aug	Sep	Oct	Nov	Dec	Thru Mar	% Change	Trending	Total
2013	179	250	234	192	188	166	131	230	136	116	179	103	663			2,104
2014	165	162	181	-	-	-	-	-	-	-	-	-	508	-23.4%	▼	508

		Jan	Feb	Mar	Apr	May	Jun	Jul	Aug	Sep	Oct	Nov	Dec	Thru Mar	% Change	Trending	Total
Administrative Law	2013	-	1	-	-	-	-	1	-	-	-	-	-	1			2
Contested Divorce	2013	2	1	5	3	2	2	2	2	2	-	2	1	8			24
	2014	1	3	7	-	-	-	-	-	-	-	-	-	11	37.5%	▲	11
Domestic and Family - Level 1	2013	2	1	2	1	4	-	1	-	3	2	1	2	5			19
	2014	1	2	1	-	-	-	-	-	-	-	-	-	4	-20.0%	▼	4
Domestic and Family - Level 2	2013	-	1	1	-	-	-	-	1	-	1	1	1	2			6
	2014	2	1	-	-	-	-	-	-	-	-	-	-	3	50.0%	▲	3
General Civil - Level 1	2014	-	1	-	-	-	-	-	-	-	-	-	-	1			1
General Civil - Level 2	2013	2	2	5	4	6	3	2	5	4	3	5	1	9			42
	2014	1	3	2	-	-	-	-	-	-	-	-	-	6	-33.3%	▼	6
General Civil - Level 3	2013	2	2	4	-	5	1	6	-	1	-	-	1	8			22
	2014	1	1	3	-	-	-	-	-	-	-	-	-	5	-37.5%	▼	5
Miscellaneous	2013	82	45	54	58	22	29	28	40	20	28	23	36	181			465
	2014	41	35	38	-	-	-	-	-	-	-	-	-	114	-37.0%	▼	114
Misdemeanor	2013	22	54	67	44	58	53	34	48	26	34	34	28	143			502
	2014	27	28	37	-	-	-	-	-	-	-	-	-	92	-35.7%	▼	92
Non-Capital Felonies and Related Matters	2013	41	112	54	58	50	58	37	108	51	28	91	20	207			708
	2014	70	64	64	-	-	-	-	-	-	-	-	-	198	-4.3%	▼	198
Other	2013	8	13	14	9	13	9	9	7	17	8	7	6	35			120
	2014	9	13	9	-	-	-	-	-	-	-	-	-	31	-11.4%	▼	31
Other Criminally Related Matters	2013	6	10	21	9	15	6	8	13	9	9	13	5	37			124
	2014	5	2	12	-	-	-	-	-	-	-	-	-	19	-48.6%	▼	19
Probates/Wills and Trusts - Level 1	2013	1	-	-	-	1	-	-	-	-	1	-	-	1	0.0%	↔	3
	2014	1	-	-	-	-	-	-	-	-	-	-	-	1			1
Probates/Wills and Trusts - Level 2	2013	1	1	2	-	1	1	-	1	-	1	-	-	4			8
	2014	-	-	1	-	-	-	-	-	-	-	-	-	1	-75.0%	▼	1
Protective Orders	2013	2	-	-	1	1	-	-	1	-	-	-	-	2			5
	2014	-	-	1	-	-	-	-	-	-	-	-	-	1	-50.0%	▼	1
Uncontested Divorce	2013	8	7	5	5	10	4	3	4	3	1	2	2	20			54
	2014	6	9	6	-	-	-	-	-	-	-	-	-	21	5.0%	▲	21

Type of Court: Circuit

Locale/Circuit: Richmond 13

Start/End Date: Jan-13 / Mar-14

Type of Case: Filings

AVG. Month: 1,255

2013 AVG Month: 1,259

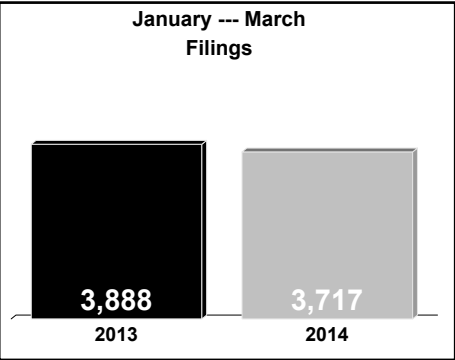
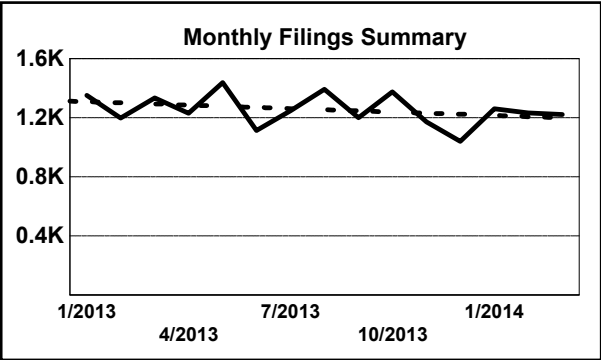
2014 AVG Month: 1,239

Jan-Mar 2013: 3,888

Jan-Mar 2014: 3,717

Filings Trending: Downward ▼

D
a
s
h
b
o
a
r
d



	Jan	Feb	Mar	Apr	May	Jun	Jul	Aug	Sep	Oct	Nov	Dec	Thru Mar	% Change	Trending	Total
2013	1,353	1,199	1,336	1,231	1,439	1,115	1,249	1,393	1,201	1,376	1,172	1,041	3,888			15,105
2014	1,261	1,234	1,222	-	-	-	-	-	-	-	-	-	3,717	-4.4%	▼	3,717

		Jan	Feb	Mar	Apr	May	Jun	Jul	Aug	Sep	Oct	Nov	Dec	Thru Mar	% Change	Trending	Total
Administrative Law	2013	3	2	1	1	3	2	1	1	4	6	3	1	6			28
	2014	4	2	5	-	-	-	-	-	-	-	-	-	11	83.3%	▲	11
Capital Murder	2013	-	-	-	-	-	-	1	1	-	-	-	-	0			2
Contested Divorce	2013	5	18	15	18	19	20	12	19	13	11	17	13	38	0.0%	↔	180
	2014	12	17	23	-	-	-	-	-	-	-	-	-	52	36.8%	▲	52
Domestic and Family - Level 1	2013	13	40	17	19	9	27	10	15	12	13	11	7	70			193
	2014	12	13	8	-	-	-	-	-	-	-	-	-	33	-52.9%	▼	33
Domestic and Family - Level 2	2013	7	8	8	4	5	3	7	7	7	5	3	9	23			73
	2014	6	10	8	-	-	-	-	-	-	-	-	-	24	4.3%	▲	24
General Civil - Level 1	2013	9	7	7	8	16	13	6	7	6	4	3	6	23			92
	2014	6	11	3	-	-	-	-	-	-	-	-	-	20	-13.0%	▼	20
General Civil - Level 2	2013	120	124	105	105	115	126	91	93	127	108	107	90	349			1,311
	2014	123	101	95	-	-	-	-	-	-	-	-	-	319	-8.6%	▼	319
General Civil - Level 3	2013	39	24	38	29	34	24	32	36	47	49	40	43	101			435
	2014	36	40	29	-	-	-	-	-	-	-	-	-	105	4.0%	▲	105
Miscellaneous	2013	273	278	258	242	220	196	271	338	260	239	180	235	809			2,990
	2014	272	281	298	-	-	-	-	-	-	-	-	-	851	5.2%	▲	851
Misdemeanor	2013	116	77	130	85	148	83	91	79	78	107	101	106	323			1,201
	2014	101	113	92	-	-	-	-	-	-	-	-	-	306	-5.3%	▼	306
Non-Capital Felonies and Related Matters	2013	534	399	479	460	574	396	468	552	394	560	499	318	1,412			5,633
	2014	433	394	463	-	-	-	-	-	-	-	-	-	1,290	-8.6%	▼	1,290
Other	2013	166	153	178	200	175	156	186	158	177	185	154	139	497			2,027
	2014	159	134	131	-	-	-	-	-	-	-	-	-	424	-14.7%	▼	424
Other Criminally Related Matters	2013	18	21	49	9	83	32	31	48	37	47	26	45	88			446
	2014	53	48	10	-	-	-	-	-	-	-	-	-	111	26.1%	▲	111
Probates/Wills and Trusts - Level 1	2013	-	-	-	-	1	-	-	-	-	-	-	-	0			1
	2014	-	-	1	-	-	-	-	-	-	-	-	-	1	0.0%	↔	1
Probates/Wills and Trusts - Level 2	2013	14	7	6	9	5	8	13	4	12	6	7	6	27			97
	2014	14	16	5	-	-	-	-	-	-	-	-	-	35	29.6%	▲	35
Uncontested Divorce	2013	36	41	45	42	32	29	29	35	27	36	21	23	122			396
	2014	30	54	51	-	-	-	-	-	-	-	-	-	135	10.7%	▲	135

Type of Court: Circuit

Locale/Circuit: Henrico 14

Start/End Date: Jan-13 / Mar-14

Type of Case: Filings

AVG. Month: 1,061

2013 AVG Month: 1,070

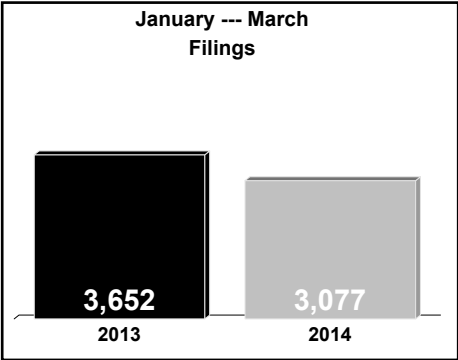
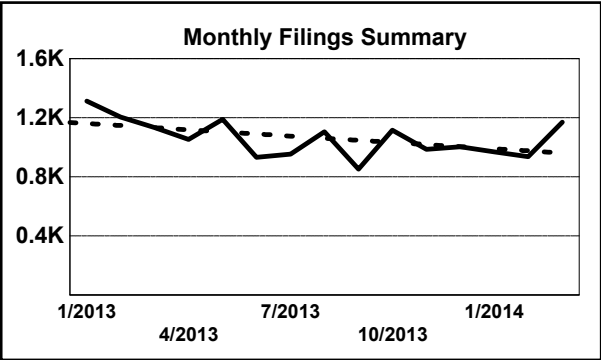
2014 AVG Month: 1,026

Jan-Mar 2013: 3,652

Jan-Mar 2014: 3,077

Filings Trending: Downward ▼

D
a
s
h
b
o
a
r
d



	Jan	Feb	Mar	Apr	May	Jun	Jul	Aug	Sep	Oct	Nov	Dec	Thru Mar	% Change	Trending	Total
2013	1,314	1,205	1,133	1,054	1,189	932	955	1,105	852	1,117	986	1,003	3,652			12,845
2014	969	938	1,170	-	-	-	-	-	-	-	-	-	3,077	-15.7%	▼	3,077

		Jan	Feb	Mar	Apr	May	Jun	Jul	Aug	Sep	Oct	Nov	Dec	Thru Mar	% Change	Trending	Total
Administrative Law	2013	-	-	-	-	2	2	-	-	-	2	2	1	0			9
	2014	-	3	2	-	-	-	-	-	-	-	-	-	5	0.0%	↔	5
Contested Divorce	2013	20	24	43	25	31	34	39	35	21	32	25	20	87			349
	2014	29	28	45	-	-	-	-	-	-	-	-	-	102	17.2%	▲	102
Domestic and Family - Level 1	2013	12	19	25	20	19	18	1	26	20	26	19	16	56			221
	2014	22	19	22	-	-	-	-	-	-	-	-	-	63	12.5%	▲	63
Domestic and Family - Level 2	2013	6	2	5	3	8	6	9	12	12	13	9	12	13			97
	2014	11	8	15	-	-	-	-	-	-	-	-	-	34	161.5%	▲	34
General Civil - Level 1	2013	1	-	3	3	3	3	6	2	4	4	3	2	4			34
	2014	-	1	2	-	-	-	-	-	-	-	-	-	3	-25.0%	▼	3
General Civil - Level 2	2013	78	53	67	58	69	58	42	53	52	84	152	109	198			875
	2014	36	51	64	-	-	-	-	-	-	-	-	-	151	-23.7%	▼	151
General Civil - Level 3	2013	24	16	20	18	26	23	26	27	27	23	16	16	60			262
	2014	18	19	19	-	-	-	-	-	-	-	-	-	56	-6.7%	▼	56
Miscellaneous	2013	623	519	503	396	334	228	285	296	250	321	295	350	1,645			4,400
	2014	364	357	357	-	-	-	-	-	-	-	-	-	1,078	-34.5%	▼	1,078
Misdemeanor	2013	116	133	105	101	137	109	146	110	109	109	94	121	354			1,390
	2014	72	116	95	-	-	-	-	-	-	-	-	-	283	-20.1%	▼	283
Non-Capital Felonies and Related Matters	2013	302	302	213	293	390	321	250	401	248	371	246	241	817			3,578
	2014	297	194	379	-	-	-	-	-	-	-	-	-	870	6.5%	▲	870
Other	2013	32	35	23	18	30	23	24	21	22	32	23	23	90			306
	2014	33	53	35	-	-	-	-	-	-	-	-	-	121	34.4%	▲	121
Other Criminally Related Matters	2013	39	34	37	41	43	27	45	40	25	37	29	38	110			435
	2014	26	24	47	-	-	-	-	-	-	-	-	-	97	-11.8%	▼	97
Probates/Wills and Trusts - Level 1	2013	1	-	2	1	-	-	-	-	1	-	-	-	3			5
	2014	-	-	1	-	-	-	-	-	-	-	-	-	1	-66.7%	▼	1
Probates/Wills and Trusts - Level 2	2013	8	7	9	4	16	6	9	7	4	3	6	7	24			86
	2014	5	7	7	-	-	-	-	-	-	-	-	-	19	-20.8%	▼	19
Protective Orders	2013	1	3	2	3	4	5	8	2	-	-	-	-	6			28
Uncontested Divorce	2013	51	58	76	70	77	69	65	73	57	60	67	47	185			770
	2014	56	58	80	-	-	-	-	-	-	-	-	-	194	4.9%	▲	194

Type of Court: Circuit

Locale/Circuit: Caroline 15

Start/End Date: Jan-13 / Mar-14

Type of Case: Filings

AVG. Month: 198

2013 AVG Month: 199

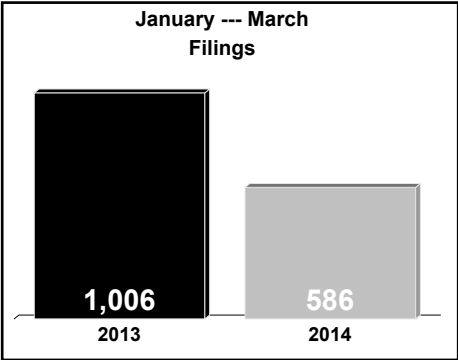
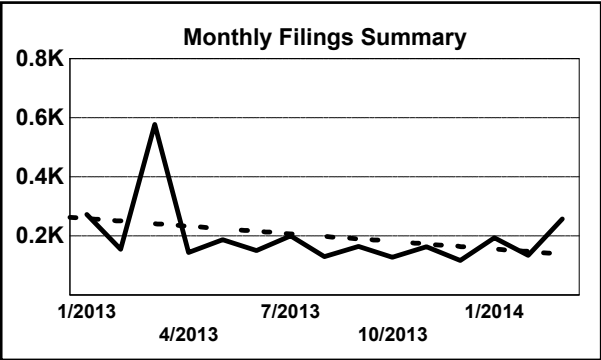
2014 AVG Month: 195

Jan-Mar 2013: 1,006

Jan-Mar 2014: 586

Filings Trending: Downward ▼

D
a
s
h
b
o
a
r
d

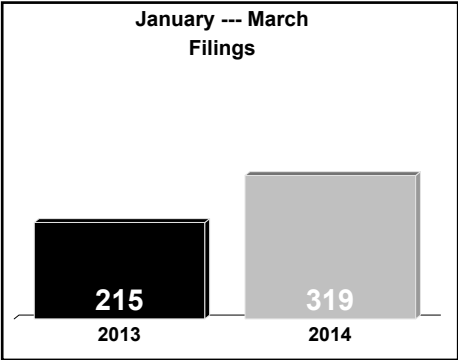
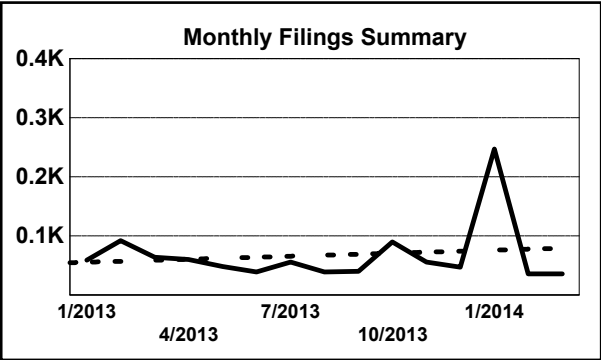


	Jan	Feb	Mar	Apr	May	Jun	Jul	Aug	Sep	Oct	Nov	Dec	Thru Mar	% Change	Trending	Total
2013	273	155	578	144	187	150	200	130	164	128	163	117	1,006			2,389
2014	194	134	258	-	-	-	-	-	-	-	-	-	586	-41.7%	▼	586

		Jan	Feb	Mar	Apr	May	Jun	Jul	Aug	Sep	Oct	Nov	Dec	Thru Mar	% Change	Trending	Total
Administrative Law	2013	-	-	-	-	-	-	1	-	1	-	-	-	0			2
Contested Divorce	2013	1	2	1	-	3	2	9	1	-	1	2	2	4	0.0%	↔	24
	2014	-	-	4	-	-	-	-	-	-	-	-	-	4	0.0%	↔	4
Domestic and Family - Level 1	2013	1	4	4	4	1	2	3	2	2	1	3	2	9			29
	2014	2	4	2	-	-	-	-	-	-	-	-	-	8	-11.1%	▼	8
Domestic and Family - Level 2	2013	2	-	-	-	1	1	2	-	1	-	-	-	2			7
	2014	-	1	1	-	-	-	-	-	-	-	-	-	2	0.0%	↔	2
General Civil - Level 1	2013	-	-	-	-	1	-	-	-	-	-	-	-	0			1
	2014	-	1	-	-	-	-	-	-	-	-	-	-	1	0.0%	↔	1
General Civil - Level 2	2013	6	7	2	5	9	5	10	10	9	6	10	5	15			84
	2014	5	4	10	-	-	-	-	-	-	-	-	-	19	26.7%	▲	19
General Civil - Level 3	2013	4	7	4	3	-	4	2	1	2	1	-	3	15			31
	2014	-	-	7	-	-	-	-	-	-	-	-	-	7	-53.3%	▼	7
Miscellaneous	2013	125	81	88	56	57	48	40	44	54	41	50	54	294			738
	2014	54	56	72	-	-	-	-	-	-	-	-	-	182	-38.1%	▼	182
Misdemeanor	2013	17	8	23	11	34	11	13	10	11	13	24	9	48			184
	2014	24	4	32	-	-	-	-	-	-	-	-	-	60	25.0%	▲	60
Non-Capital Felonies and Related Matters	2013	96	34	440	49	68	61	90	27	48	40	59	25	570			1,037
	2014	91	40	107	-	-	-	-	-	-	-	-	-	238	-58.2%	▼	238
Other	2013	10	4	3	8	7	10	14	26	27	12	9	8	17			138
	2014	9	16	11	-	-	-	-	-	-	-	-	-	36	111.8%	▲	36
Other Criminally Related Matters	2013	6	4	4	1	4	2	10	4	7	9	4	3	14			58
	2014	4	1	4	-	-	-	-	-	-	-	-	-	9	-35.7%	▼	9
Probates/Wills and Trusts - Level 2	2013	-	2	2	4	-	1	2	1	1	1	-	-	4			14
	2014	1	-	1	-	-	-	-	-	-	-	-	-	2	-50.0%	▼	2
Uncontested Divorce	2013	5	2	7	3	2	3	4	4	1	3	2	6	14			42
	2014	4	7	7	-	-	-	-	-	-	-	-	-	18	28.6%	▲	18

Type of Court: Circuit
Locale/Circuit: Essex 15
Start/End Date: Jan-13 / Mar-14
Type of Case: Filings
AVG. Month: 67
2013 AVG Month: 58
2014 AVG Month: 106
Jan-Mar 2013: 215
Jan-Mar 2014: 319
Filings Trending: Upward ▲

D
a
s
h
b
o
a
r
d



	Jan	Feb	Mar	Apr	May	Jun	Jul	Aug	Sep	Oct	Nov	Dec	Thru Mar	% Change	Trending	Total
2013	59	92	64	60	48	39	56	39	40	90	56	47	215			690
2014	247	36	36	-	-	-	-	-	-	-	-	-	319	48.4%	▲	319

		Jan	Feb	Mar	Apr	May	Jun	Jul	Aug	Sep	Oct	Nov	Dec	Thru Mar	% Change	Trending	Total
Contested Divorce	2013	-	-	4	2	4	1	1	2	1	-	1	-	4			16
	2014	-	3	-	-	-	-	-	-	-	-	-	-	3	-25.0%	▼	3
Domestic and Family - Lev	2013	-	-	1	-	1	-	1	-	2	-	-	-	1			5
Domestic and Family - Lev	2013	-	-	1	-	1	-	-	-	1	-	-	-	1			3
General Civil - Level 1	2014	-	-	1	-	-	-	-	-	-	-	-	-	1			1
General Civil - Level 2	2013	1	2	3	4	2	3	2	-	-	3	-	2	6			22
	2014	1	2	3	-	-	-	-	-	-	-	-	-	6	0.0%	↔	6
General Civil - Level 3	2013	3	1	1	7	-	-	-	-	-	-	1	-	5			13
	2014	1	4	-	-	-	-	-	-	-	-	-	-	5	0.0%	↔	5
Miscellaneous	2013	40	26	36	10	21	21	17	24	22	19	20	20	102			276
	2014	25	18	16	-	-	-	-	-	-	-	-	-	59	-42.2%	▼	59
Misdemeanor	2013	5	10	3	10	5	2	7	6	3	8	-	4	18			63
	2014	1	3	3	-	-	-	-	-	-	-	-	-	7	-61.1%	▼	7
Non-Capital Felonies and Related Matters	2013	6	43	10	18	6	7	22	3	8	58	30	16	59			227
Other	2014	219	2	-	-	-	-	-	-	-	-	-	-	221	274.6%	▲	221
Other	2013	-	1	-	-	-	1	1	-	-	-	-	-	1			3
Other Criminally Related Matters	2013	2	6	2	6	3	1	2	4	1	2	3	2	10			34
	2014	-	3	5	-	-	-	-	-	-	-	-	-	8	-20.0%	▼	8
Probates/Wills and Trusts - Level 1	2013	-	2	-	-	-	-	-	-	-	-	-	1	2			3
	2014	-	-	1	-	-	-	-	-	-	-	-	-	1	-50.0%	▼	1
Probates/Wills and Trusts	2013	-	-	-	-	-	1	-	-	-	-	-	-	0			1
Uncontested Divorce	2013	2	1	3	3	5	2	3	-	2	-	1	2	6	0.0%	↔	24
	2014	-	1	7	-	-	-	-	-	-	-	-	-	8	33.3%	▲	8

Type of Court: Circuit

Locale/Circuit: Hanover 15

Start/End Date: Jan-13 / Mar-14

Type of Case: Filings

AVG. Month: 543

2013 AVG Month: 549

2014 AVG Month: 521

Jan-Mar 2013: 1,903

Jan-Mar 2014: 1,564

Filings Trending: Downward ▼

D

a

s

h

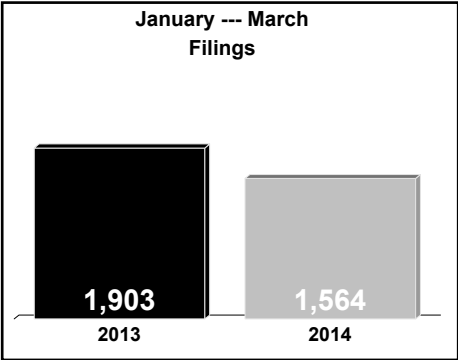
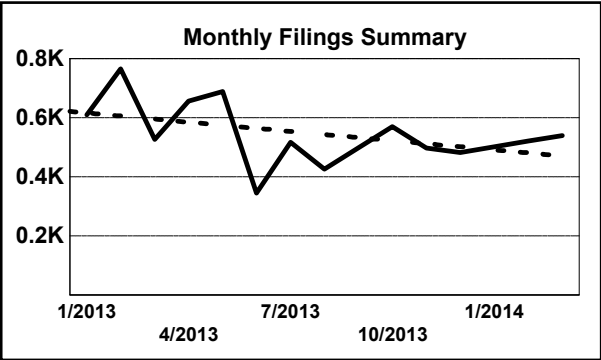
b

o

a

r

d

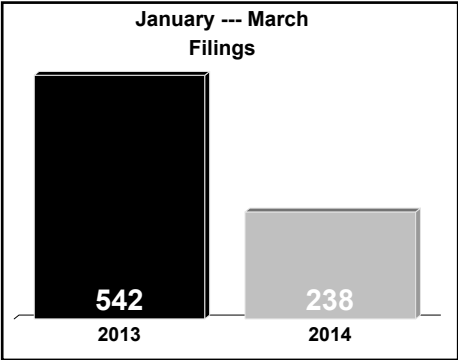
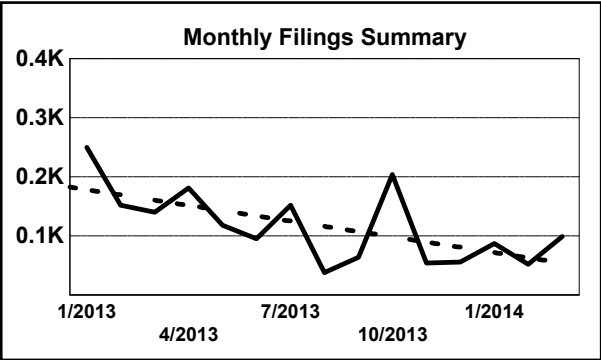


	Jan	Feb	Mar	Apr	May	Jun	Jul	Aug	Sep	Oct	Nov	Dec	Thru Mar	% Change	Trending	Total
2013	610	766	527	657	689	345	517	426	499	570	498	482	1,903			6,586
2014	502	522	540	-	-	-	-	-	-	-	-	-	1,564	-17.8%	▼	1,564

		Jan	Feb	Mar	Apr	May	Jun	Jul	Aug	Sep	Oct	Nov	Dec	Thru Mar	% Change	Trending	Total
Administrative Law	2013	-	-	-	-	-	-	1	1	-	1	-	-	0			3
	2014	-	-	1	-	-	-	-	-	-	-	-	-	1	0.0%	↔	1
Contested Divorce	2013	30	32	36	28	24	17	21	22	19	17	15	10	98			271
	2014	15	28	23	-	-	-	-	-	-	-	-	-	66	-32.7%	▼	66
Domestic and Family - Level 1	2013	8	8	10	6	13	7	10	9	11	10	6	12	26			110
	2014	7	8	16	-	-	-	-	-	-	-	-	-	31	19.2%	▲	31
Domestic and Family - Level 2	2013	1	4	1	3	3	8	4	1	3	6	8	9	6			51
	2014	3	1	3	-	-	-	-	-	-	-	-	-	7	16.7%	▲	7
General Civil - Level 1	2013	-	-	1	-	1	-	-	-	-	-	-	1	1			3
	2014	-	1	-	-	-	-	-	-	-	-	-	-	1	0.0%	↔	1
General Civil - Level 2	2013	9	9	11	11	14	15	12	13	12	13	38	22	29			179
	2014	8	10	16	-	-	-	-	-	-	-	-	-	34	17.2%	▲	34
General Civil - Level 3	2013	6	13	11	9	7	1	6	7	12	14	8	10	30			104
	2014	9	8	10	-	-	-	-	-	-	-	-	-	27	-10.0%	▼	27
Miscellaneous	2013	323	377	218	278	355	90	212	122	195	192	178	205	918			2,745
	2014	228	175	180	-	-	-	-	-	-	-	-	-	583	-36.5%	▼	583
Misdemeanor	2013	89	55	67	102	75	42	70	77	54	98	88	67	211			884
	2014	57	69	73	-	-	-	-	-	-	-	-	-	199	-5.7%	▼	199
Non-Capital Felonies and Related Matters	2013	73	167	79	99	115	97	100	101	114	144	96	93	319			1,278
	2014	118	135	119	-	-	-	-	-	-	-	-	-	372	16.6%	▲	372
Other	2013	14	14	16	18	10	8	16	16	8	12	10	12	44			154
	2014	15	12	17	-	-	-	-	-	-	-	-	-	44	0.0%	↔	44
Other Criminally Related Matters	2013	15	9	17	35	17	13	18	7	12	15	16	11	41			185
	2014	9	15	22	-	-	-	-	-	-	-	-	-	46	12.2%	▲	46
Probates/Wills and Trusts - Level 1	2013	-	-	-	-	-	-	-	1	1	-	-	-	0			2
	2014	1	-	-	-	-	-	-	-	-	-	-	-	1	0.0%	↔	1
Probates/Wills and Trusts - Level 2	2013	1	4	1	-	2	2	1	3	4	6	-	-	6			24
	2014	1	3	-	-	-	-	-	-	-	-	-	-	4	-33.3%	▼	4
Uncontested Divorce	2013	41	74	59	68	53	45	46	46	54	42	35	30	174			593
	2014	31	57	60	-	-	-	-	-	-	-	-	-	148	-14.9%	▼	148

Type of Court: Circuit
Locale/Circuit: King George 15
Start/End Date: Jan-13 / Mar-14
Type of Case: Filings
AVG. Month: 116
2013 AVG Month: 125
2014 AVG Month: 79
Jan-Mar 2013: 542
Jan-Mar 2014: 238
Filings Trending: Downward ▼

D
a
s
h
b
o
a
r
d



	Jan	Feb	Mar	Apr	May	Jun	Jul	Aug	Sep	Oct	Nov	Dec	Thru Mar	% Change	Trending	Total
2013	250	152	140	181	118	95	152	38	64	204	54	56	542			1,504
2014	87	52	99	-	-	-	-	-	-	-	-	-	238	-56.1%	▼	238

		Jan	Feb	Mar	Apr	May	Jun	Jul	Aug	Sep	Oct	Nov	Dec	Thru Mar	% Change	Trending	Total
Contested Divorce	2013	1	4	4	3	2	3	3	-	-	1	-	1	9			22
	2014	2	-	4	-	-	-	-	-	-	-	-	-	6	-33.3%	▼	6
Domestic and Family - Level 1	2013	-	11	2	4	3	4	1	3	-	-	2	5	13			35
	2014	1	2	1	-	-	-	-	-	-	-	-	-	4	-69.2%	▼	4
Domestic and Family - Level 2	2013	1	-	3	-	-	1	1	-	1	2	-	-	4			9
	2014	-	1	-	-	-	-	-	-	-	-	-	-	1	-75.0%	▼	1
General Civil - Level 2	2013	2	-	4	4	10	8	11	2	4	7	2	4	6			58
	2014	3	1	4	-	-	-	-	-	-	-	-	-	8	33.3%	▲	8
General Civil - Level 3	2013	-	1	1	1	6	1	4	2	-	-	1	-	2			17
	2014	-	2	1	-	-	-	-	-	-	-	-	-	3	50.0%	▲	3
Miscellaneous	2013	107	93	82	60	58	27	9	4	5	7	6	3	282			461
	2014	4	6	1	-	-	-	-	-	-	-	-	-	11	-96.1%	▼	11
Misdemeanor	2013	49	11	7	33	8	15	56	9	7	46	9	9	67			259
	2014	17	5	15	-	-	-	-	-	-	-	-	-	37	-44.8%	▼	37
Non-Capital Felonies and Related Matters	2013	83	27	33	73	23	25	60	12	44	134	30	28	143			572
	2014	57	27	66	-	-	-	-	-	-	-	-	-	150	4.9%	▲	150
Other	2013	-	-	-	1	-	-	1	-	1	-	-	1	0			4
Other Criminally Related Matters	2013	1	3	-	-	1	1	2	3	1	1	-	1	4	0.0%	↔	14
	2014	-	1	2	-	-	-	-	-	-	-	-	-	3	-25.0%	▼	3
Probates/Wills and Trusts	2013	-	-	-	-	-	1	-	-	-	-	-	1	0			2
Probates/Wills and Trusts - Level 2	2013	-	-	-	-	-	2	-	-	-	1	1	-	0	0.0%	↔	4
	2014	-	1	-	-	-	-	-	-	-	-	-	-	1	0.0%	↔	1
Uncontested Divorce	2013	6	2	4	2	7	7	4	3	1	5	3	3	12			47
	2014	3	6	5	-	-	-	-	-	-	-	-	-	14	16.7%	▲	14

Type of Court: Circuit

Locale/Circuit: Lancaster 15

Start/End Date: Jan-13 / Mar-14

Type of Case: Filings

AVG. Month: 59

2013 AVG Month: 60

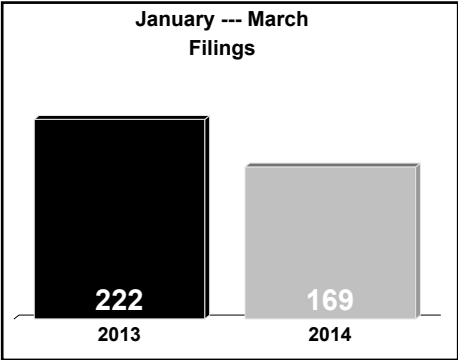
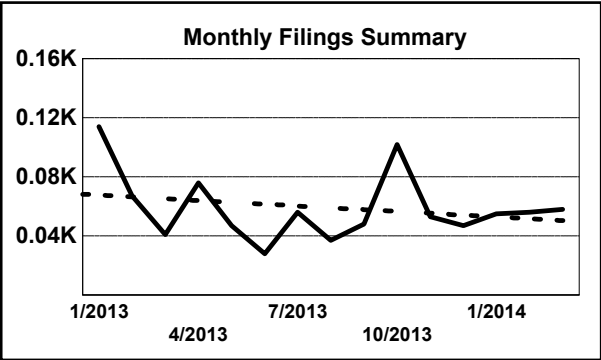
2014 AVG Month: 56

Jan-Mar 2013: 222

Jan-Mar 2014: 169

Filings Trending: Downward ▼

D
a
s
h
b
o
a
r
d



	Jan	Feb	Mar	Apr	May	Jun	Jul	Aug	Sep	Oct	Nov	Dec	Thru Mar	% Change	Trending	Total
2013	114	67	41	76	47	28	56	37	48	102	53	47	222			716
2014	55	56	58	-	-	-	-	-	-	-	-	-	169	-23.9%	▼	169

		Jan	Feb	Mar	Apr	May	Jun	Jul	Aug	Sep	Oct	Nov	Dec	Thru Mar	% Change	Trending	Total
Administrative Law	2013	-	-	-	-	-	-	-	-	1	-	-	-	0			1
Contested Divorce	2013	1	-	-	-	-	-	-	-	-	1	2	-	1	0.0%	↔	4
	2014	1	-	-	-	-	-	-	-	-	-	-	-	1	0.0%	↔	1
Domestic and Family - Lev	2013	-	1	-	1	1	-	-	-	-	1	-	-	1			4
Domestic and Family - Level 2	2013	-	-	-	-	-	-	1	1	2	-	1	-	0			5
	2014	-	-	2	-	-	-	-	-	-	-	-	-	2	0.0%	↔	2
General Civil - Level 1	2013	1	-	-	-	-	-	1	-	-	-	2	-	1			4
General Civil - Level 2	2013	1	1	2	4	3	3	-	1	1	-	1	2	4			19
	2014	-	3	4	-	-	-	-	-	-	-	-	-	7	75.0%	▲	7
General Civil - Level 3	2013	1	2	1	1	1	1	2	-	3	-	5	5	4			22
	2014	-	-	1	-	-	-	-	-	-	-	-	-	1	-75.0%	▼	1
Miscellaneous	2013	37	30	19	22	18	15	17	17	16	28	29	25	86			273
	2014	23	23	22	-	-	-	-	-	-	-	-	-	68	-20.9%	▼	68
Misdemeanor	2013	6	6	-	6	5	3	6	6	9	18	3	4	12			72
	2014	5	-	1	-	-	-	-	-	-	-	-	-	6	-50.0%	▼	6
Non-Capital Felonies and Related Matters	2013	59	19	13	34	14	3	20	3	11	49	2	5	91			232
	2014	20	19	18	-	-	-	-	-	-	-	-	-	57	-37.4%	▼	57
Other	2013	3	4	2	4	3	2	2	2	3	3	6	3	9			37
	2014	3	5	8	-	-	-	-	-	-	-	-	-	16	77.8%	▲	16
Other Criminally Related Matters	2013	3	3	2	1	1	1	5	5	1	1	2	2	8			27
	2014	1	2	2	-	-	-	-	-	-	-	-	-	5	-37.5%	▼	5
Probates/Wills and Trusts	2013	-	-	1	-	-	-	-	-	-	-	-	-	1			1
Probates/Wills and Trusts - Level 2	2013	-	-	-	-	-	-	-	1	-	-	-	-	0			1
	2014	-	1	-	-	-	-	-	-	-	-	-	-	1	0.0%	↔	1
Uncontested Divorce	2013	2	1	1	3	1	-	2	1	1	1	-	1	4			14
	2014	2	3	-	-	-	-	-	-	-	-	-	-	5	25.0%	▲	5

Type of Court: Circuit

Locale/Circuit: Northumberland 15

Start/End Date: Jan-13 / Mar-14

Type of Case: Filings

AVG. Month: 59

2013 AVG Month: 61

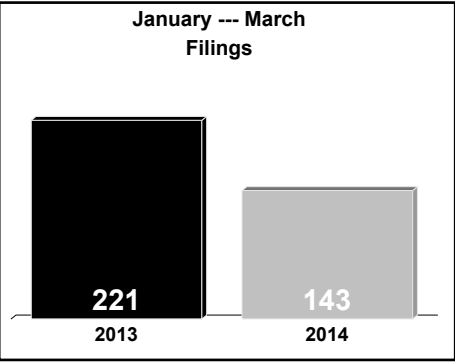
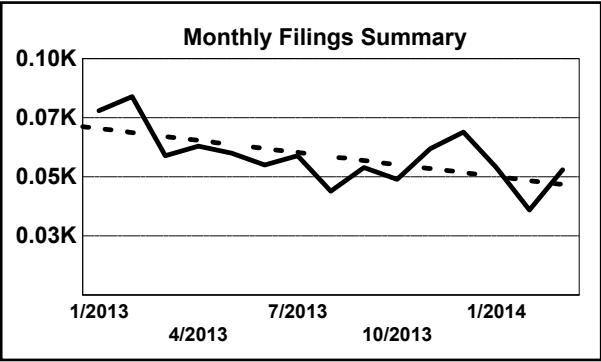
2014 AVG Month: 48

Jan-Mar 2013: 221

Jan-Mar 2014: 143

Filings Trending: Downward ▼

D
a
s
h
b
o
a
r
d



	Jan	Feb	Mar	Apr	May	Jun	Jul	Aug	Sep	Oct	Nov	Dec	Thru Mar	% Change	Trending	Total
2013	78	84	59	63	60	55	59	44	54	49	62	69	221			736
2014	54	36	53	-	-	-	-	-	-	-	-	-	143	-35.3%	▼	143

		Jan	Feb	Mar	Apr	May	Jun	Jul	Aug	Sep	Oct	Nov	Dec	Thru Mar	% Change	Trending	Total
Administrative Law	2013	-	-	-	-	-	-	-	1	-	-	-	-	0			1
Contested Divorce	2013	-	1	-	-	1	-	-	-	-	1	2	-	1	0.0%	↔	5
	2014	-	2	-	-	-	-	-	-	-	-	-	-	2	100.0%	▲	2
Domestic and Family - Level 1	2013	-	-	1	-	-	1	2	1	1	-	-	-	1			6
	2014	1	-	-	-	-	-	-	-	-	-	-	-	1	0.0%	↔	1
Domestic and Family - Level 2	2013	-	-	-	-	-	1	-	-	-	-	-	1	0			2
	2014	1	-	-	-	-	-	-	-	-	-	-	-	1	0.0%	↔	1
General Civil - Level 2	2013	1	3	1	3	2	-	2	1	-	2	2	4	5			21
	2014	4	-	2	-	-	-	-	-	-	-	-	-	6	20.0%	▲	6
General Civil - Level 3	2013	-	-	-	1	-	2	-	1	-	1	1	-	0			6
	2014	1	1	2	-	-	-	-	-	-	-	-	-	4	0.0%	↔	4
Miscellaneous	2013	43	56	37	11	20	23	26	21	21	11	35	37	136			341
	2014	23	26	31	-	-	-	-	-	-	-	-	-	80	-41.2%	▼	80
Misdemeanor	2013	6	3	3	4	8	4	10	2	2	1	7	3	12			53
	2014	5	-	3	-	-	-	-	-	-	-	-	-	8	-33.3%	▼	8
Non-Capital Felonies and Related Matters	2013	21	17	13	40	20	21	17	14	24	23	6	18	51			234
	2014	14	1	11	-	-	-	-	-	-	-	-	-	26	-49.0%	▼	26
Other	2013	5	2	1	1	2	2	1	-	1	4	6	1	8			26
	2014	1	2	3	-	-	-	-	-	-	-	-	-	6	-25.0%	▼	6
Other Criminally Related Matters	2013	-	2	2	1	3	1	1	1	2	-	-	-	4			13
	2014	2	-	-	-	-	-	-	-	-	-	-	-	2	-50.0%	▼	2
Probates/Wills and Trusts	2013	-	-	-	-	-	-	-	1	-	-	1	-	0			2
Uncontested Divorce	2013	2	-	1	2	4	-	-	1	3	6	2	5	3	0.0%	↔	26
	2014	2	4	1	-	-	-	-	-	-	-	-	-	7	133.3%	▲	7

Type of Court: Circuit

Locale/Circuit: Richmond County 15

Start/End Date: Jan-13 / Mar-14

Type of Case: Filings

AVG. Month: 50

2013 AVG Month: 53

2014 AVG Month: 37

Jan-Mar 2013: 155

Jan-Mar 2014: 112

Filings Trending: Downward ▼

D

a

s

h

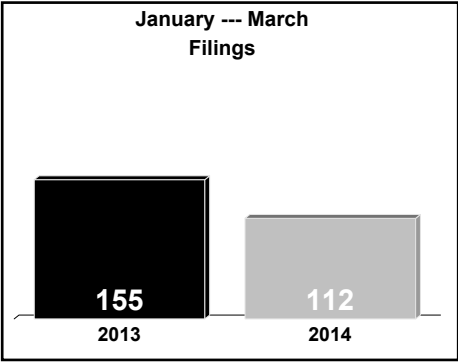
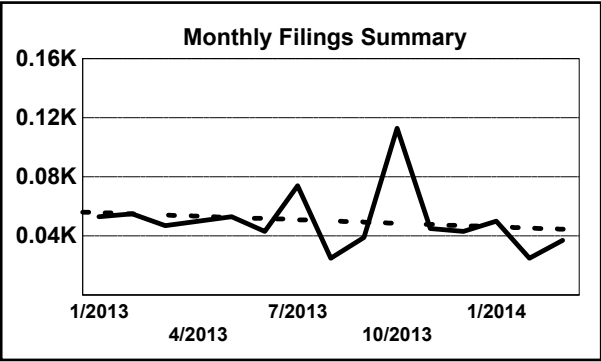
b

o

a

r

d



	Jan	Feb	Mar	Apr	May	Jun	Jul	Aug	Sep	Oct	Nov	Dec	Thru Mar	% Change	Trending	Total
2013	53	55	47	50	53	43	74	25	39	113	45	43	155			640
2014	50	25	37	-	-	-	-	-	-	-	-	-	112	-27.7%	▼	112

		Jan	Feb	Mar	Apr	May	Jun	Jul	Aug	Sep	Oct	Nov	Dec	Thru Mar	% Change	Trending	Total
Contested Divorce	2013	-	-	2	1	3	-	2	-	-	2	-	1	2			11
Domestic and Family - Lev	2013	-	-	-	2	4	-	-	-	-	5	-	-	0			11
Domestic and Family - Lev	2013	-	-	-	-	-	-	-	3	-	1	1	-	0	0.0%	↔	5
General Civil - Level 1	2013	-	-	1	-	-	-	-	-	-	-	-	1	1	0.0%	↔	2
	2014	1	-	-	-	-	-	-	-	-	-	-	-	1	0.0%	↔	1
General Civil - Level 2	2013	1	3	1	-	3	-	4	-	4	-	1	1	5			18
	2014	1	2	2	-	-	-	-	-	-	-	-	-	5	0.0%	↔	5
General Civil - Level 3	2013	3	1	-	1	2	2	1	2	-	3	1	-	4			16
	2014	1	1	-	-	-	-	-	-	-	-	-	-	2	-50.0%	▼	2
Miscellaneous	2013	24	26	19	11	13	7	14	6	7	15	13	11	69			166
	2014	11	14	13	-	-	-	-	-	-	-	-	-	38	-44.9%	▼	38
Misdemeanor	2013	7	2	3	8	4	6	6	2	2	17	9	2	12			68
	2014	4	-	2	-	-	-	-	-	-	-	-	-	6	-50.0%	▼	6
Non-Capital Felonies and Related Matters	2013	5	4	1	12	4	10	24	-	12	48	12	3	10			135
	2014	15	3	5	-	-	-	-	-	-	-	-	-	23	130.0%	▲	23
Other	2013	13	17	18	13	18	18	21	11	14	19	6	22	48			190
	2014	15	4	15	-	-	-	-	-	-	-	-	-	34	-29.2%	▼	34
Other Criminally Related M	2013	-	1	-	-	2	-	-	1	-	2	1	2	1			9
Uncontested Divorce	2013	-	1	2	2	-	-	2	-	-	1	1	-	3			9
	2014	2	1	-	-	-	-	-	-	-	-	-	-	3	0.0%	↔	3

Type of Court: Circuit

Locale/Circuit: Spotsylvania 15

Start/End Date: Jan-13 / Mar-14

Type of Case: Filings

AVG. Month: 534

2013 AVG Month: 528

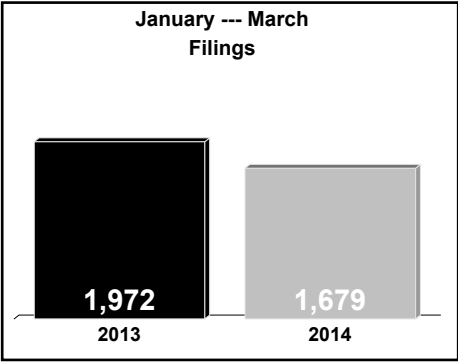
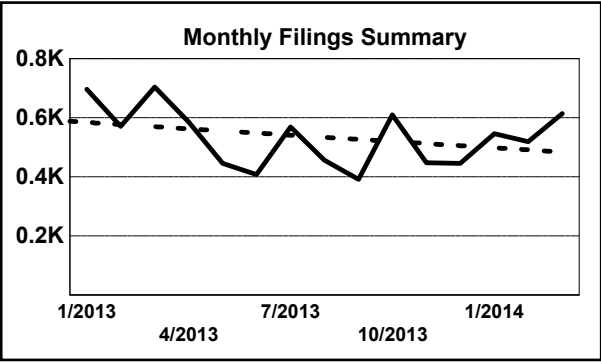
2014 AVG Month: 560

Jan-Mar 2013: 1,972

Jan-Mar 2014: 1,679

Filings Trending: Downward ▼

D
a
s
h
b
o
a
r
d



	Jan	Feb	Mar	Apr	May	Jun	Jul	Aug	Sep	Oct	Nov	Dec	Thru Mar	% Change	Trending	Total
2013	697	571	704	586	446	408	569	457	392	610	448	446	1,972			6,334
2014	546	519	614	-	-	-	-	-	-	-	-	-	1,679	-14.9%	▼	1,679

		Jan	Feb	Mar	Apr	May	Jun	Jul	Aug	Sep	Oct	Nov	Dec	Thru Mar	% Change	Trending	Total
Administrative Law	2013	-	-	1	-	3	1	1	1	-	-	-	-	1			7
Contested Divorce	2013	11	3	14	12	4	6	10	11	8	6	12	3	28			100
	2014	8	7	14	-	-	-	-	-	-	-	-	-	29	3.6%	▲	29
Domestic and Family - Level 1	2013	29	14	15	7	12	21	33	33	6	29	5	5	58			209
	2014	16	10	31	-	-	-	-	-	-	-	-	-	57	-1.7%	▼	57
Domestic and Family - Level 2	2013	5	2	6	2	3	6	3	7	3	5	1	4	13			47
	2014	5	5	3	-	-	-	-	-	-	-	-	-	13	0.0%	↔	13
General Civil - Level 1	2013	2	1	-	-	-	-	-	-	-	-	-	1	3			4
General Civil - Level 2	2013	16	15	17	21	22	23	19	15	9	18	39	21	48			235
	2014	27	18	23	-	-	-	-	-	-	-	-	-	68	41.7%	▲	68
General Civil - Level 3	2013	3	4	6	7	4	11	5	4	7	11	9	5	13			76
	2014	8	10	10	-	-	-	-	-	-	-	-	-	28	115.4%	▲	28
Miscellaneous	2013	440	356	381	268	182	152	219	182	208	245	230	208	1,177			3,071
	2014	258	243	300	-	-	-	-	-	-	-	-	-	801	-31.9%	▼	801
Misdemeanor	2013	34	30	26	30	42	26	39	30	22	42	42	27	90			390
	2014	26	41	35	-	-	-	-	-	-	-	-	-	102	13.3%	▲	102
Non-Capital Felonies and Related Matters	2013	108	92	181	184	112	102	180	118	85	202	72	124	381			1,560
	2014	132	137	153	-	-	-	-	-	-	-	-	-	422	10.8%	▲	422
Other	2013	20	24	20	24	32	31	25	22	17	19	13	16	64			263
	2014	20	24	18	-	-	-	-	-	-	-	-	-	62	-3.1%	▼	62
Other Criminally Related Matters	2013	5	7	6	4	3	5	8	2	4	8	9	4	18			65
	2014	4	3	1	-	-	-	-	-	-	-	-	-	8	-55.6%	▼	8
Probates/Wills and Trusts - Level 1	2013	-	-	-	-	-	-	-	-	-	-	-	1	0			1
	2014	1	1	-	-	-	-	-	-	-	-	-	-	2	0.0%	↔	2
Probates/Wills and Trusts - Level 2	2013	3	3	2	2	2	9	4	8	2	7	4	4	8			50
	2014	4	1	4	-	-	-	-	-	-	-	-	-	9	12.5%	▲	9
Uncontested Divorce	2013	21	20	29	25	25	15	23	24	21	18	12	23	70			256
	2014	37	19	22	-	-	-	-	-	-	-	-	-	78	11.4%	▲	78

Type of Court: Circuit

Locale/Circuit: Stafford 15

Start/End Date: Jan-13 / Mar-14

Type of Case: Filings

AVG. Month: 763

2013 AVG Month: 785

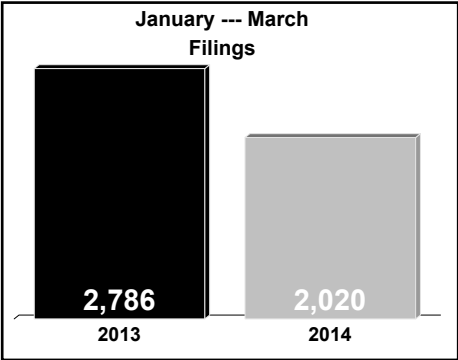
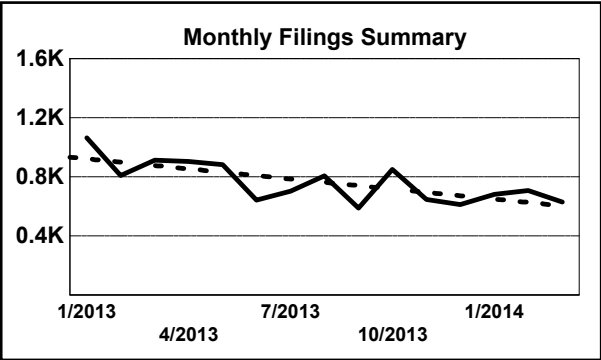
2014 AVG Month: 673

Jan-Mar 2013: 2,786

Jan-Mar 2014: 2,020

Filings Trending: Downward ▼

D
a
s
h
b
o
a
r
d



	Jan	Feb	Mar	Apr	May	Jun	Jul	Aug	Sep	Oct	Nov	Dec	Thru Mar	% Change	Trending	Total
2013	1,064	809	913	904	882	642	703	808	588	850	648	613	2,786			9,424
2014	682	708	630	-	-	-	-	-	-	-	-	-	2,020	-27.5%	▼	2,020

		Jan	Feb	Mar	Apr	May	Jun	Jul	Aug	Sep	Oct	Nov	Dec	Thru Mar	% Change	Trending	Total
Administrative Law	2013	-	-	2	-	1	1	4	2	-	3	-	2	2			15
	2014	-	1	1	-	-	-	-	-	-	-	-	-	2	0.0%	↔	2
Contested Divorce	2013	14	6	12	8	8	15	9	13	7	10	8	11	32			121
	2014	12	10	6	-	-	-	-	-	-	-	-	-	28	-12.5%	▼	28
Domestic and Family - Level 1	2013	8	5	14	2	20	8	9	13	7	4	7	20	27			117
	2014	3	1	10	-	-	-	-	-	-	-	-	-	14	-48.1%	▼	14
Domestic and Family - Level 2	2013	4	2	3	5	9	9	7	5	7	3	2	9	9			65
	2014	5	3	3	-	-	-	-	-	-	-	-	-	11	22.2%	▲	11
General Civil - Level 1	2013	-	2	1	1	2	-	2	2	-	1	1	-	3			12
	2014	4	2	1	-	-	-	-	-	-	-	-	-	7	133.3%	▲	7
General Civil - Level 2	2013	13	21	24	12	26	9	24	16	19	25	36	26	58			251
	2014	23	9	16	-	-	-	-	-	-	-	-	-	48	-17.2%	▼	48
General Civil - Level 3	2013	10	6	11	9	9	11	9	13	5	15	8	7	27			113
	2014	7	19	8	-	-	-	-	-	-	-	-	-	34	25.9%	▲	34
Miscellaneous	2013	469	406	377	281	225	203	241	216	210	268	239	200	1,252			3,335
	2014	250	230	242	-	-	-	-	-	-	-	-	-	722	-42.3%	▼	722
Misdemeanor	2013	127	96	96	118	150	83	79	132	63	118	97	70	319			1,229
	2014	109	80	76	-	-	-	-	-	-	-	-	-	265	-16.9%	▼	265
Non-Capital Felonies and Related Matters	2013	366	233	339	407	391	260	263	362	226	362	213	235	938			3,657
	2014	236	309	218	-	-	-	-	-	-	-	-	-	763	-18.7%	▼	763
Other	2013	3	1	1	2	7	2	2	-	-	1	-	-	5			19
	2014	1	-	-	-	-	-	-	-	-	-	-	-	1	-80.0%	▼	1
Other Criminally Related Matters	2013	8	2	7	13	8	12	17	7	14	12	17	11	17			128
	2014	11	15	16	-	-	-	-	-	-	-	-	-	42	147.1%	▲	42
Probates/Wills and Trusts	2013	-	-	-	1	-	-	-	-	-	-	-	-	0			1
Probates/Wills and Trusts - Level 2	2013	5	3	1	7	4	4	2	-	1	1	2	1	9	0.0%	↔	31
	2014	2	3	1	-	-	-	-	-	-	-	-	-	6	-33.3%	▼	6
Uncontested Divorce	2013	37	26	25	38	22	25	35	27	29	27	18	21	88			330
	2014	19	26	32	-	-	-	-	-	-	-	-	-	77	-12.5%	▼	77

Type of Court: Circuit

Locale/Circuit: Westmoreland 15

Start/End Date: Jan-13 / Mar-14

Type of Case: Filings

AVG. Month: 85

2013 AVG Month: 88

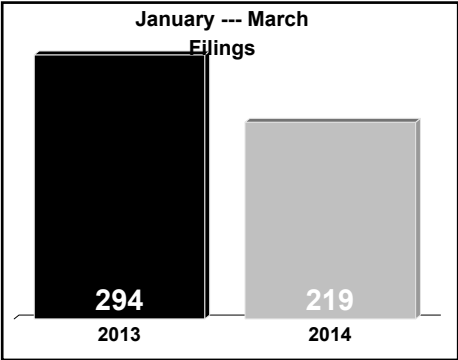
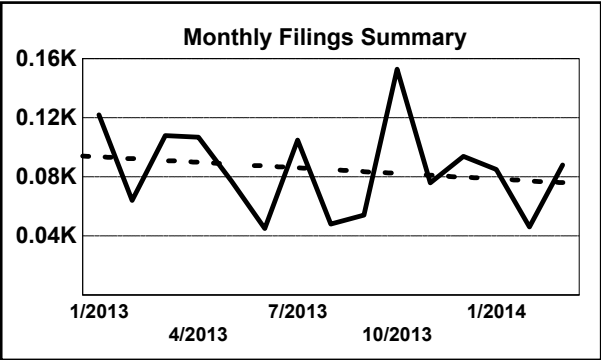
2014 AVG Month: 73

Jan-Mar 2013: 294

Jan-Mar 2014: 219

Filings Trending: Downward ▼

D
a
s
h
b
o
a
r
d



	Jan	Feb	Mar	Apr	May	Jun	Jul	Aug	Sep	Oct	Nov	Dec	Thru Mar	% Change	Trending	Total
2013	122	64	108	107	77	45	105	48	54	153	76	94	294			1,053
2014	85	46	88	-	-	-	-	-	-	-	-	-	219	-25.5%	▼	219

		Jan	Feb	Mar	Apr	May	Jun	Jul	Aug	Sep	Oct	Nov	Dec	Thru Mar	% Change	Trending	Total
Contested Divorce	2013	1	-	4	-	-	-	3	-	1	-	-	-	5			9
	2014	-	-	2	-	-	-	-	-	-	-	-	-	2	-60.0%	▼	2
Domestic and Family - Lev	2013	-	1	-	-	-	-	2	2	-	-	1	-	1			6
Domestic and Family - Level 2	2013	-	-	1	2	-	-	-	1	-	1	-	-	1			5
	2014	1	1	2	-	-	-	-	-	-	-	-	-	4	300.0%	▲	4
General Civil - Level 1	2013	-	-	-	-	-	-	-	1	-	-	-	-	0			1
General Civil - Level 2	2013	3	-	2	1	5	1	4	2	-	2	1	4	5	0.0%	↔	25
	2014	-	3	1	-	-	-	-	-	-	-	-	-	4	-20.0%	▼	4
General Civil - Level 3	2013	2	2	1	-	1	2	1	-	2	1	10	2	5			24
	2014	4	-	-	-	-	-	-	-	-	-	-	-	4	-20.0%	▼	4
Miscellaneous	2013	53	51	37	35	19	17	10	22	18	18	31	13	141			324
	2014	32	23	38	-	-	-	-	-	-	-	-	-	93	-34.0%	▼	93
Misdemeanor	2013	15	2	5	14	10	5	7	10	10	7	12	13	22			110
	2014	9	10	4	-	-	-	-	-	-	-	-	-	23	4.5%	▲	23
Non-Capital Felonies and Related Matters	2013	41	8	48	48	18	6	75	3	18	114	9	56	97			444
	2014	28	9	35	-	-	-	-	-	-	-	-	-	72	-25.8%	▼	72
Other	2013	2	-	-	-	1	1	-	-	4	-	1	2	2			11
Other Criminally Related Matters	2013	4	-	7	6	22	11	3	6	-	7	10	3	11			79
	2014	9	-	5	-	-	-	-	-	-	-	-	-	14	27.3%	▲	14
Probates/Wills and Trusts	2013	-	-	-	-	-	1	-	-	-	-	-	-	0			1
Probates/Wills and Trusts - Level 2	2013	-	-	-	-	-	-	-	-	-	1	1	-	0	0.0%	↔	2
	2014	-	-	1	-	-	-	-	-	-	-	-	-	1	0.0%	↔	1
Uncontested Divorce	2013	1	-	3	1	1	1	-	1	1	2	-	1	4			12
	2014	2	-	-	-	-	-	-	-	-	-	-	-	2	-50.0%	▼	2

Type of Court: Circuit

Locale/Circuit: Fredericksburg 15

Start/End Date: Jan-13 / Mar-14

Type of Case: Filings

AVG. Month: 308

2013 AVG Month: 309

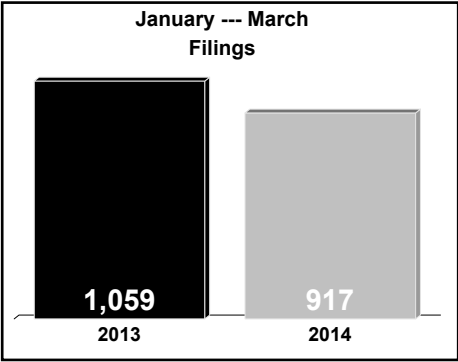
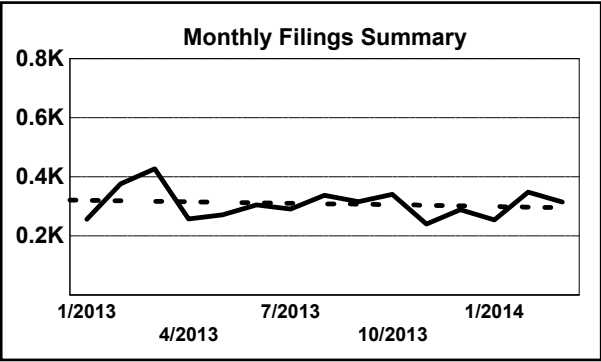
2014 AVG Month: 306

Jan-Mar 2013: 1,059

Jan-Mar 2014: 917

Filings Trending: Downward ▼

D
a
s
h
b
o
a
r
d



	Jan	Feb	Mar	Apr	May	Jun	Jul	Aug	Sep	Oct	Nov	Dec	Thru Mar	% Change	Trending	Total
2013	256	376	427	258	272	305	291	338	316	341	240	289	1,059			3,709
2014	254	348	315	-	-	-	-	-	-	-	-	-	917	-13.4%	▼	917

		Jan	Feb	Mar	Apr	May	Jun	Jul	Aug	Sep	Oct	Nov	Dec	Thru Mar	% Change	Trending	Total
Administrative Law	2013	-	1	2	2	-	-	-	3	-	-	-	1	3			9
Contested Divorce	2013	9	11	8	13	16	6	14	12	13	12	9	4	28			127
	2014	9	9	13	-	-	-	-	-	-	-	-	-	31	10.7%	▲	31
Domestic and Family - Level 1	2013	-	-	1	8	5	4	2	7	11	19	2	3	1			62
	2014	6	9	1	-	-	-	-	-	-	-	-	-	16	1,500.0%	▲	16
Domestic and Family - Level 2	2013	2	3	1	4	1	3	2	1	-	12	6	1	6			36
	2014	-	1	1	-	-	-	-	-	-	-	-	-	2	-66.7%	▼	2
General Civil - Level 1	2013	-	2	2	2	-	-	-	1	-	-	-	-	4			7
	2014	3	-	-	-	-	-	-	-	-	-	-	-	3	-25.0%	▼	3
General Civil - Level 2	2013	14	9	10	15	16	12	6	10	8	7	8	10	33			125
	2014	7	6	11	-	-	-	-	-	-	-	-	-	24	-27.3%	▼	24
General Civil - Level 3	2013	3	6	5	5	1	2	5	8	5	5	2	4	14			51
	2014	-	3	5	-	-	-	-	-	-	-	-	-	8	-42.9%	▼	8
Miscellaneous	2013	66	52	52	37	29	38	36	45	28	41	34	32	170			490
	2014	44	36	40	-	-	-	-	-	-	-	-	-	120	-29.4%	▼	120
Misdemeanor	2013	28	73	61	28	41	45	50	57	48	44	28	33	162			536
	2014	56	63	44	-	-	-	-	-	-	-	-	-	163	0.6%	▲	163
Non-Capital Felonies and Related Matters	2013	116	177	251	116	134	160	132	165	176	168	113	175	544			1,883
	2014	99	176	163	-	-	-	-	-	-	-	-	-	438	-19.5%	▼	438
Other	2013	1	2	-	-	-	1	1	2	3	3	-	-	3			13
	2014	1	1	-	-	-	-	-	-	-	-	-	-	2	-33.3%	▼	2
Other Criminally Related Matters	2013	1	6	3	5	7	7	10	4	3	4	2	5	10			57
	2014	3	11	3	-	-	-	-	-	-	-	-	-	17	70.0%	▲	17
Probates/Wills and Trusts - Level 2	2013	-	1	-	-	1	-	-	1	1	1	-	1	1			6
	2014	1	1	1	-	-	-	-	-	-	-	-	-	3	200.0%	▲	3
Uncontested Divorce	2013	16	33	31	23	21	27	33	22	20	25	36	20	80			307
	2014	25	32	33	-	-	-	-	-	-	-	-	-	90	12.5%	▲	90

Type of Court: Circuit

Locale/Circuit: Albemarle 16

Start/End Date: Jan-13 / Mar-14

Type of Case: Filings

AVG. Month: 321

2013 AVG Month: 321

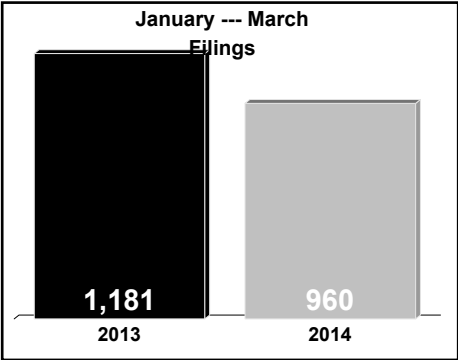
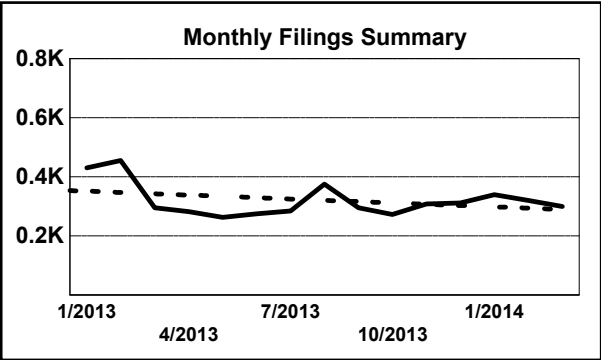
2014 AVG Month: 320

Jan-Mar 2013: 1,181

Jan-Mar 2014: 960

Filings Trending: Downward ▼

D
a
s
h
b
o
a
r
d



	Jan	Feb	Mar	Apr	May	Jun	Jul	Aug	Sep	Oct	Nov	Dec	Thru Mar	% Change	Trending	Total
2013	431	455	295	282	263	275	285	375	295	273	308	312	1,181			3,849
2014	340	320	300	-	-	-	-	-	-	-	-	-	960	-18.7%	▼	960

		Jan	Feb	Mar	Apr	May	Jun	Jul	Aug	Sep	Oct	Nov	Dec	Thru Mar	% Change	Trending	Total
Administrative Law	2013	1	-	1	-	-	-	-	-	-	-	-	-	2			2
Contested Divorce	2013	4	10	2	4	8	5	9	9	5	8	2	4	16			70
	2014	6	7	10	-	-	-	-	-	-	-	-	-	23	43.8%	▲	23
Domestic and Family - Level 1	2013	5	2	-	2	4	1	11	5	3	4	2	-	7			39
	2014	3	6	3	-	-	-	-	-	-	-	-	-	12	71.4%	▲	12
Domestic and Family - Level 2	2013	3	4	-	4	1	3	1	4	3	1	1	2	7			27
	2014	2	4	4	-	-	-	-	-	-	-	-	-	10	42.9%	▲	10
General Civil - Level 1	2013	3	3	1	-	3	5	-	2	2	1	1	2	7			23
	2014	1	2	-	-	-	-	-	-	-	-	-	-	3	-57.1%	▼	3
General Civil - Level 2	2013	56	29	40	21	30	28	12	47	53	28	46	33	125			423
	2014	27	39	24	-	-	-	-	-	-	-	-	-	90	-28.0%	▼	90
General Civil - Level 3	2013	2	4	4	3	2	7	4	3	6	8	8	5	10			56
	2014	16	12	6	-	-	-	-	-	-	-	-	-	34	240.0%	▲	34
Miscellaneous	2013	234	224	131	144	119	133	144	136	116	124	130	133	589			1,768
	2014	170	147	162	-	-	-	-	-	-	-	-	-	479	-18.7%	▼	479
Misdemeanor	2013	16	24	15	16	17	22	12	16	19	30	14	16	55			217
	2014	13	31	14	-	-	-	-	-	-	-	-	-	58	5.5%	▲	58
Non-Capital Felonies and Related Matters	2013	69	121	70	52	57	38	65	129	59	52	78	99	260			889
	2014	86	53	50	-	-	-	-	-	-	-	-	-	189	-27.3%	▼	189
Other	2013	9	17	8	8	4	9	9	3	8	3	1	4	34			83
	2014	2	2	3	-	-	-	-	-	-	-	-	-	7	-79.4%	▼	7
Other Criminally Related Matters	2013	11	-	2	2	-	1	2	1	2	2	7	4	13			34
	2014	1	-	5	-	-	-	-	-	-	-	-	-	6	-53.8%	▼	6
Probates/Wills and Trusts - Level 1	2013	-	-	-	-	-	-	-	1	-	1	-	-	0			2
	2014	1	-	-	-	-	-	-	-	-	-	-	-	1	0.0%	↔	1
Probates/Wills and Trusts - Level 2	2013	-	-	1	-	-	3	1	-	1	-	-	-	1			6
	2014	1	3	-	-	-	-	-	-	-	-	-	-	4	300.0%	▲	4
Protective Orders	2013	-	-	-	-	-	-	-	1	1	1	1	2	0			6
	2014	2	2	1	-	-	-	-	-	-	-	-	-	5	0.0%	↔	5
Uncontested Divorce	2013	18	17	20	26	18	20	15	18	17	10	17	8	55			204
	2014	9	12	18	-	-	-	-	-	-	-	-	-	39	-29.1%	▼	39

Type of Court: Circuit

Locale/Circuit: Culpeper 16

Start/End Date: Jan-13 / Mar-14

Type of Case: Filings

AVG. Month: 203

2013 AVG Month: 205

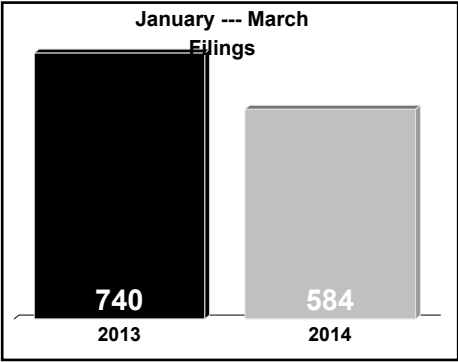
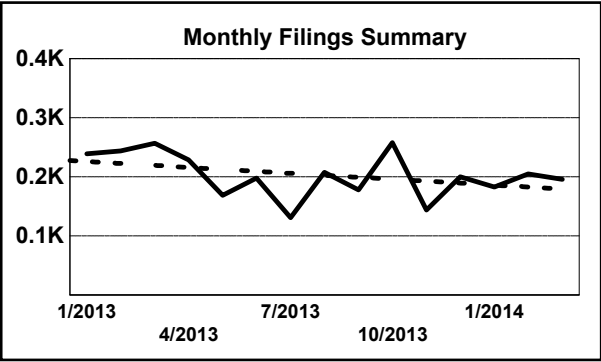
2014 AVG Month: 195

Jan-Mar 2013: 740

Jan-Mar 2014: 584

Filings Trending: Downward ▼

D
a
s
h
b
o
a
r
d



	Jan	Feb	Mar	Apr	May	Jun	Jul	Aug	Sep	Oct	Nov	Dec	Thru Mar	% Change	Trending	Total
2013	239	244	257	229	169	198	131	208	178	258	144	200	740			2,455
2014	183	205	196	-	-	-	-	-	-	-	-	-	584	-21.1%	▼	584

		Jan	Feb	Mar	Apr	May	Jun	Jul	Aug	Sep	Oct	Nov	Dec	Thru Mar	% Change	Trending	Total
Administrative Law	2013	1	-	1	1	-	-	-	-	-	-	-	-	2			3
	2014	-	1	-	-	-	-	-	-	-	-	-	-	1	-50.0%	▼	1
Contested Divorce	2013	2	8	4	10	1	2	4	4	2	4	2	1	14			44
	2014	10	5	8	-	-	-	-	-	-	-	-	-	23	64.3%	▲	23
Domestic and Family - Level 1	2013	3	1	4	4	1	8	1	1	10	3	9	2	8			47
	2014	4	3	4	-	-	-	-	-	-	-	-	-	11	37.5%	▲	11
Domestic and Family - Level 2	2013	1	1	2	4	3	1	2	1	3	3	1	3	4			25
	2014	-	1	6	-	-	-	-	-	-	-	-	-	7	75.0%	▲	7
General Civil - Level 1	2013	1	-	-	1	-	2	-	-	-	-	-	1	1			5
General Civil - Level 2	2013	8	6	7	7	7	5	4	5	7	7	8	8	21			79
	2014	4	2	8	-	-	-	-	-	-	-	-	-	14	-33.3%	▼	14
General Civil - Level 3	2013	9	1	2	7	7	7	12	7	10	6	3	3	12			74
	2014	17	5	7	-	-	-	-	-	-	-	-	-	29	141.7%	▲	29
Miscellaneous	2013	163	120	121	96	79	76	58	72	74	75	71	76	404			1,081
	2014	80	91	99	-	-	-	-	-	-	-	-	-	270	-33.2%	▼	270
Misdemeanor	2013	6	17	10	20	12	17	6	29	23	26	9	21	33			196
	2014	15	20	16	-	-	-	-	-	-	-	-	-	51	54.5%	▲	51
Non-Capital Felonies and Related Matters	2013	30	74	91	53	40	68	22	69	30	119	26	77	195			699
	2014	41	57	37	-	-	-	-	-	-	-	-	-	135	-30.8%	▼	135
Other	2013	3	2	4	6	7	3	4	5	2	5	4	1	9			46
	2014	3	3	1	-	-	-	-	-	-	-	-	-	7	-22.2%	▼	7
Other Criminally Related Matters	2013	4	1	1	4	2	-	5	2	3	2	-	2	6			26
	2014	-	4	1	-	-	-	-	-	-	-	-	-	5	-16.7%	▼	5
Probates/Wills and Trusts - Level 1	2013	1	-	-	1	-	-	2	-	1	-	-	-	1			5
	2014	-	-	1	-	-	-	-	-	-	-	-	-	1	0.0%	↔	1
Probates/Wills and Trusts - Level 2	2013	1	1	2	1	-	1	1	4	2	-	2	1	4			16
	2014	1	-	4	-	-	-	-	-	-	-	-	-	5	25.0%	▲	5
Uncontested Divorce	2013	6	12	8	14	10	8	10	9	11	8	9	4	26			109
	2014	8	13	4	-	-	-	-	-	-	-	-	-	25	-3.8%	▼	25

Type of Court: Circuit

Locale/Circuit: Fluvanna 16

Start/End Date: Jan-13 / Mar-14

Type of Case: Filings

AVG. Month: 99

2013 AVG Month: 97

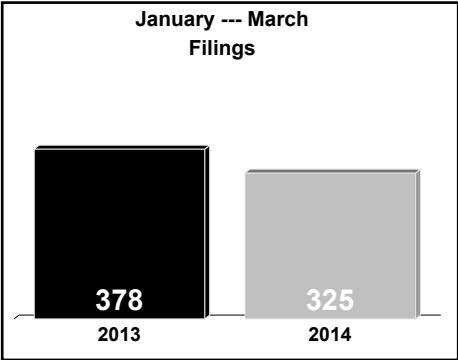
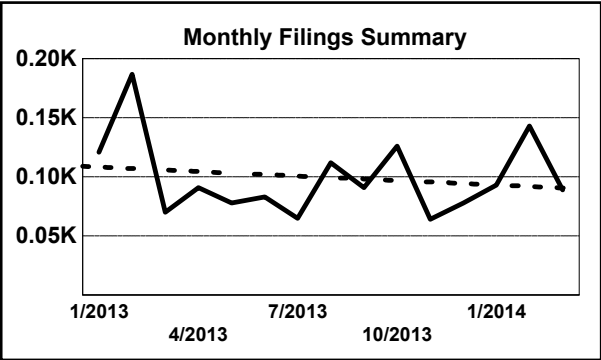
2014 AVG Month: 108

Jan-Mar 2013: 378

Jan-Mar 2014: 325

Filings Trending: Downward ▼

D
a
s
h
b
o
a
r
d



	Jan	Feb	Mar	Apr	May	Jun	Jul	Aug	Sep	Oct	Nov	Dec	Thru Mar	% Change	Trending	Total
2013	121	187	70	91	78	83	65	112	91	126	64	78	378			1,166
2014	93	143	89	-	-	-	-	-	-	-	-	-	325	-14.0%	▼	325

		Jan	Feb	Mar	Apr	May	Jun	Jul	Aug	Sep	Oct	Nov	Dec	Thru Mar	% Change	Trending	Total
Administrative Law	2013	-	-	-	-	-	-	-	-	1	-	-	1	0			2
Contested Divorce	2013	3	1	1	2	1	-	-	2	3	-	4	1	5	0.0%	↔	18
	2014	1	3	-	-	-	-	-	-	-	-	-	-	4	-20.0%	▼	4
Domestic and Family - Level 1	2013	-	2	-	1	-	3	-	1	1	-	-	2	2			10
	2014	4	1	1	-	-	-	-	-	-	-	-	-	6	200.0%	▲	6
Domestic and Family - Level 2	2013	4	3	-	3	1	-	-	2	4	1	1	-	7			19
	2014	2	1	1	-	-	-	-	-	-	-	-	-	4	-42.9%	▼	4
General Civil - Level 1	2013	-	-	-	-	-	-	1	-	-	-	-	-	0			1
General Civil - Level 2	2013	2	5	2	1	-	2	2	7	1	4	-	2	9	0.0%	↔	28
	2014	7	5	2	-	-	-	-	-	-	-	-	-	14	55.6%	▲	14
General Civil - Level 3	2013	1	-	-	2	5	1	2	1	5	-	1	-	1			18
	2014	1	1	5	-	-	-	-	-	-	-	-	-	7	600.0%	▲	7
Miscellaneous	2013	95	79	50	53	49	32	50	52	50	41	48	21	224			620
	2014	51	46	54	-	-	-	-	-	-	-	-	-	151	-32.6%	▼	151
Misdemeanor	2013	4	15	-	12	4	7	-	10	6	16	1	7	19			82
	2014	7	22	12	-	-	-	-	-	-	-	-	-	41	115.8%	▲	41
Non-Capital Felonies and Related Matters	2013	6	81	8	11	10	29	6	27	15	46	6	37	95			282
	2014	11	57	11	-	-	-	-	-	-	-	-	-	79	-16.8%	▼	79
Other	2013	-	-	1	1	-	1	-	1	-	-	-	-	1			4
Other Criminally Related Matters	2013	1	-	-	4	5	4	-	1	-	11	-	3	1			29
	2014	5	3	-	-	-	-	-	-	-	-	-	-	8	700.0%	▲	8
Probates/Wills and Trusts - Level 2	2013	-	-	-	-	-	-	-	2	-	1	1	-	0			4
	2014	1	-	-	-	-	-	-	-	-	-	-	-	1	0.0%	↔	1
Protective Orders	2013	1	-	-	-	-	-	-	-	-	-	-	-	1			1
Uncontested Divorce	2013	4	1	8	1	3	4	4	6	5	6	2	4	13			48
	2014	3	4	3	-	-	-	-	-	-	-	-	-	10	-23.1%	▼	10

Type of Court: Circuit

Locale/Circuit: Goochland 16

Start/End Date: Jan-13 / Mar-14

Type of Case: Filings

AVG. Month: 92

2013 AVG Month: 95

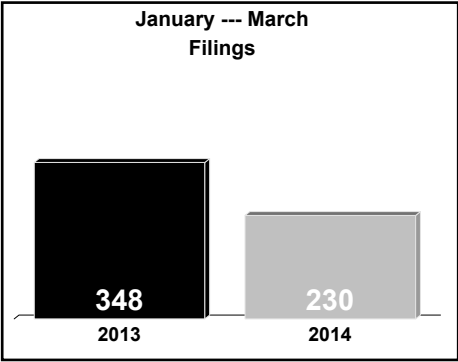
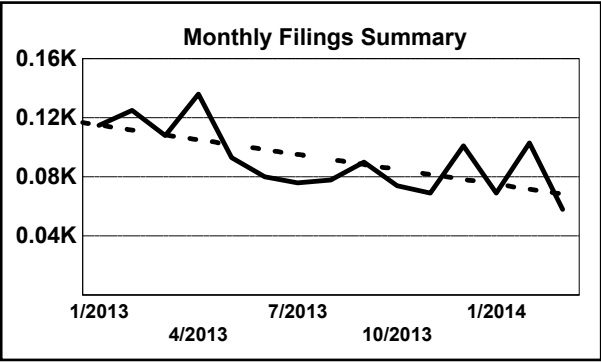
2014 AVG Month: 77

Jan-Mar 2013: 348

Jan-Mar 2014: 230

Filings Trending: Downward ▼

D
a
s
h
b
o
a
r
d

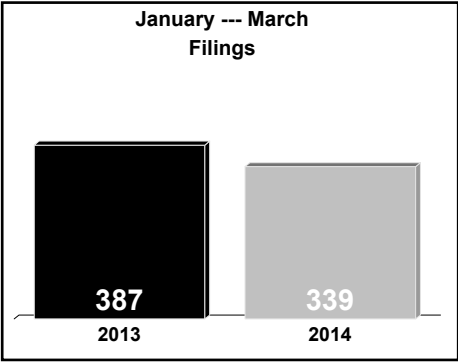
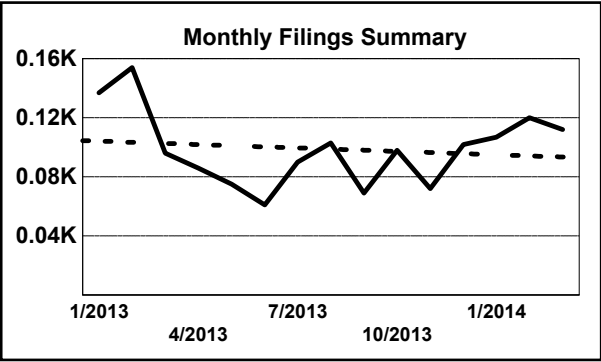


	Jan	Feb	Mar	Apr	May	Jun	Jul	Aug	Sep	Oct	Nov	Dec	Thru Mar	% Change	Trending	Total
2013	115	125	108	136	93	80	76	78	90	74	69	101	348			1,145
2014	69	103	58	-	-	-	-	-	-	-	-	-	230	-33.9%	▼	230

		Jan	Feb	Mar	Apr	May	Jun	Jul	Aug	Sep	Oct	Nov	Dec	Thru Mar	% Change	Trending	Total
Administrative Law	2013	-	-	-	-	-	-	2	-	1	-	-	-	0			3
Contested Divorce	2013	1	2	1	2	2	1	1	1	3	-	-	-	4	0.0%	↔	14
	2014	-	1	-	-	-	-	-	-	-	-	-	-	1	-75.0%	▼	1
Domestic and Family - Level 1	2013	1	1	6	1	-	2	3	3	-	1	4	1	8			23
	2014	2	-	1	-	-	-	-	-	-	-	-	-	3	-62.5%	▼	3
Domestic and Family - Level 2	2013	1	3	2	-	-	1	-	-	-	1	-	2	6			10
	2014	1	2	1	-	-	-	-	-	-	-	-	-	4	-33.3%	▼	4
General Civil - Level 1	2013	1	-	-	-	-	1	-	-	-	-	1	-	1	0.0%	↔	3
	2014	1	-	-	-	-	-	-	-	-	-	-	-	1	0.0%	↔	1
General Civil - Level 2	2013	5	5	1	2	4	2	2	2	6	2	3	2	11			36
	2014	2	-	2	-	-	-	-	-	-	-	-	-	4	-63.6%	▼	4
General Civil - Level 3	2013	1	3	5	1	-	-	-	4	1	1	-	-	9			16
	2014	1	-	-	-	-	-	-	-	-	-	-	-	1	-88.9%	▼	1
Miscellaneous	2013	85	84	63	48	59	32	38	36	55	35	48	51	232			634
	2014	50	42	36	-	-	-	-	-	-	-	-	-	128	-44.8%	▼	128
Misdemeanor	2013	9	7	15	13	10	14	15	6	12	15	7	24	31			147
	2014	3	16	9	-	-	-	-	-	-	-	-	-	28	-9.7%	▼	28
Non-Capital Felonies and Related Matters	2013	4	15	4	61	5	21	6	17	-	10	4	13	23			160
	2014	1	32	1	-	-	-	-	-	-	-	-	-	34	47.8%	▲	34
Other	2013	1	2	2	3	3	1	1	2	1	2	1	-	5			19
	2014	3	1	3	-	-	-	-	-	-	-	-	-	7	40.0%	▲	7
Other Criminally Related Matters	2013	4	-	3	2	7	4	2	1	4	1	1	2	7			31
	2014	-	4	1	-	-	-	-	-	-	-	-	-	5	-28.6%	▼	5
Probates/Wills and Trusts	2013	-	-	-	-	-	-	-	-	1	-	-	-	0			1
	2014	-	-	1	-	-	-	1	-	2	1	-	-	1	0.0%	↔	5
Uncontested Divorce	2013	2	3	5	3	3	1	5	6	4	5	-	6	10			43
	2014	5	5	4	-	-	-	-	-	-	-	-	-	14	40.0%	▲	14

Type of Court: Circuit
Locale/Circuit: Greene 16
Start/End Date: Jan-13 / Mar-14
Type of Case: Filings
AVG. Month: 99
2013 AVG Month: 95
2014 AVG Month: 113
Jan-Mar 2013: 387
Jan-Mar 2014: 339
Filings Trending: Downward ▼

D
a
s
h
b
o
a
r
d

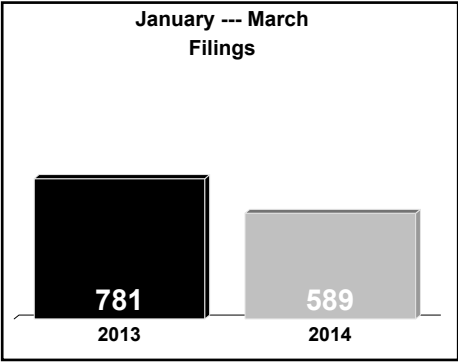
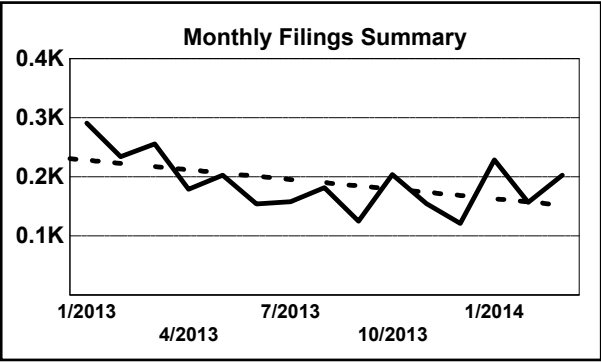


	Jan	Feb	Mar	Apr	May	Jun	Jul	Aug	Sep	Oct	Nov	Dec	Thru Mar	% Change	Trending	Total
2013	137	154	96	86	75	61	90	103	69	98	72	102	387			1,143
2014	107	120	112	-	-	-	-	-	-	-	-	-	339	-12.4%	▼	339

		Jan	Feb	Mar	Apr	May	Jun	Jul	Aug	Sep	Oct	Nov	Dec	Thru Mar	% Change	Trending	Total
Contested Divorce	2013	4	1	3	-	1	-	2	1	3	1	-	2	8			18
	2014	1	-	-	-	-	-	-	-	-	-	-	-	1	-87.5%	▼	1
Domestic and Family - Level 1	2013	-	1	2	-	-	-	1	-	-	1	2	-	3	0.0%	↔	7
	2014	-	2	1	-	-	-	-	-	-	-	-	-	3	0.0%	↔	3
Domestic and Family - Level 2	2013	-	1	1	1	1	1	-	1	-	2	2	1	2			11
	2014	2	2	1	-	-	-	-	-	-	-	-	-	5	150.0%	▲	5
General Civil - Level 2	2013	1	1	2	3	4	2	1	8	1	2	3	-	4			28
	2014	2	1	1	-	-	-	-	-	-	-	-	-	4	0.0%	↔	4
General Civil - Level 3	2013	-	1	2	1	1	1	5	2	1	1	-	-	3			15
	2014	1	-	1	-	-	-	-	-	-	-	-	-	2	-33.3%	▼	2
Miscellaneous	2013	102	111	59	38	45	25	33	48	45	53	46	60	272			665
	2014	53	90	68	-	-	-	-	-	-	-	-	-	211	-22.4%	▼	211
Misdemeanor	2013	2	5	9	8	1	8	5	4	-	7	4	7	16			60
	2014	6	7	7	-	-	-	-	-	-	-	-	-	20	25.0%	▲	20
Non-Capital Felonies and Related Matters	2013	18	18	12	18	8	11	33	24	8	21	10	18	48			199
	2014	30	3	27	-	-	-	-	-	-	-	-	-	60	25.0%	▲	60
Other	2013	7	11	5	11	8	5	7	9	6	6	1	6	23			82
	2014	7	9	4	-	-	-	-	-	-	-	-	-	20	-13.0%	▼	20
Other Criminally Related Matters	2013	2	1	-	-	1	5	2	2	1	2	3	2	3			21
	2014	1	1	2	-	-	-	-	-	-	-	-	-	4	33.3%	▲	4
Probates/Wills and Trusts - Level 2	2013	-	-	-	-	1	1	-	2	-	-	1	-	0			5
	2014	1	-	-	-	-	-	-	-	-	-	-	-	1	0.0%	↔	1
Uncontested Divorce	2013	1	3	1	6	4	2	1	2	4	2	-	6	5			32
	2014	3	5	-	-	-	-	-	-	-	-	-	-	8	60.0%	▲	8

Type of Court: Circuit
Locale/Circuit: Louisa 16
Start/End Date: Jan-13 / Mar-14
Type of Case: Filings
AVG. Month: 190
2013 AVG Month: 189
2014 AVG Month: 196
Jan-Mar 2013: 781
Jan-Mar 2014: 589
Filings Trending: Downward ▼

D
a
s
h
b
o
a
r
d

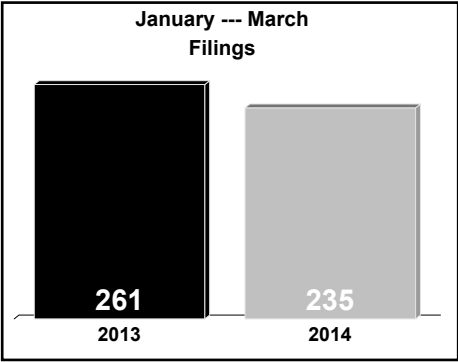
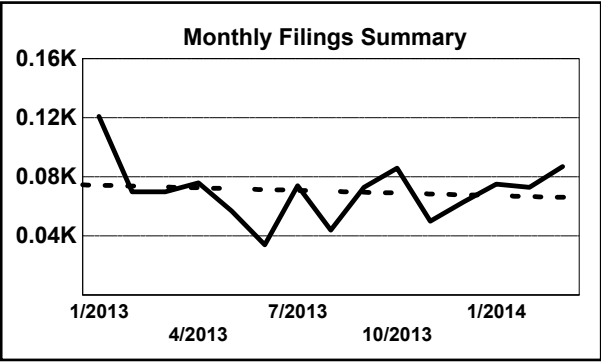


	Jan	Feb	Mar	Apr	May	Jun	Jul	Aug	Sep	Oct	Nov	Dec	Thru Mar	% Change	Trending	Total
2013	291	234	256	179	203	154	158	182	125	204	155	121	781			2,262
2014	229	157	203	-	-	-	-	-	-	-	-	-	589	-24.6%	▼	589

		Jan	Feb	Mar	Apr	May	Jun	Jul	Aug	Sep	Oct	Nov	Dec	Thru Mar	% Change	Trending	Total
Administrative Law	2013	-	-	-	-	1	-	1	-	-	1	-	-	0			3
Contested Divorce	2013	3	2	5	2	3	-	2	5	4	1	1	-	10	0.0%	↔	28
	2014	1	4	4	-	-	-	-	-	-	-	-	-	9	-10.0%	▼	9
Domestic and Family - Level 1	2013	2	2	2	1	-	-	5	-	-	1	-	3	6	0.0%	↔	16
	2014	-	6	-	-	-	-	-	-	-	-	-	-	6	0.0%	↔	6
Domestic and Family - Level 2	2013	1	6	-	2	2	2	3	4	-	6	2	-	7			28
	2014	1	4	1	-	-	-	-	-	-	-	-	-	6	-14.3%	▼	6
General Civil - Level 1	2013	-	-	-	1	-	-	-	1	-	1	-	-	0			3
	2014	-	2	-	-	-	-	-	-	-	-	-	-	2	0.0%	↔	2
General Civil - Level 2	2013	1	4	4	6	2	6	7	4	9	5	7	9	9			64
	2014	11	5	3	-	-	-	-	-	-	-	-	-	19	111.1%	▲	19
General Civil - Level 3	2013	2	1	1	3	2	3	6	-	1	5	5	1	4			30
	2014	2	4	1	-	-	-	-	-	-	-	-	-	7	75.0%	▲	7
Miscellaneous	2013	134	136	119	67	71	49	57	63	55	77	72	55	389			955
	2014	92	71	76	-	-	-	-	-	-	-	-	-	239	-38.6%	▼	239
Misdemeanor	2013	38	17	12	18	12	34	19	21	9	24	9	7	67			220
	2014	29	12	16	-	-	-	-	-	-	-	-	-	57	-14.9%	▼	57
Non-Capital Felonies and Related Matters	2013	63	26	74	45	66	29	24	56	28	46	41	7	163			505
	2014	56	17	73	-	-	-	-	-	-	-	-	-	146	-10.4%	▼	146
Other	2013	26	28	27	26	30	17	25	13	12	23	10	27	81			264
	2014	27	16	16	-	-	-	-	-	-	-	-	-	59	-27.2%	▼	59
Other Criminally Related Matters	2013	11	4	3	5	7	8	4	3	3	6	-	3	18			57
	2014	7	5	7	-	-	-	-	-	-	-	-	-	19	5.6%	▲	19
Probates/Wills and Trusts	2013	1	2	-	-	-	-	-	-	-	-	-	1	3			4
Probates/Wills and Trusts	2013	2	-	-	-	-	-	1	1	1	1	2	2	2			9
Uncontested Divorce	2013	7	6	9	3	7	6	5	11	3	7	6	6	22			76
	2014	3	11	6	-	-	-	-	-	-	-	-	-	20	-9.1%	▼	20

Type of Court: Circuit
Locale/Circuit: Madison 16
Start/End Date: Jan-13 / Mar-14
Type of Case: Filings
AVG. Month: 70
2013 AVG Month: 68
2014 AVG Month: 78
Jan-Mar 2013: 261
Jan-Mar 2014: 235
Filings Trending: Downward ▼

D
a
s
h
b
o
a
r
d

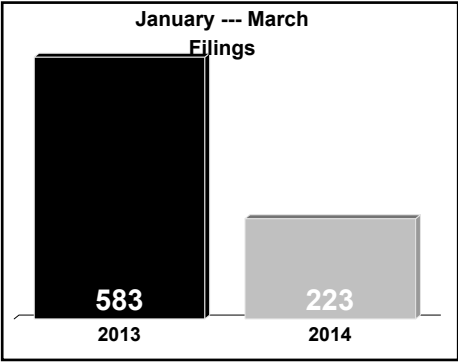
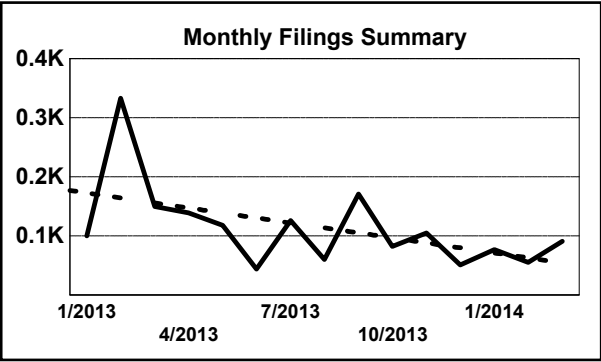


	Jan	Feb	Mar	Apr	May	Jun	Jul	Aug	Sep	Oct	Nov	Dec	Thru Mar	% Change	Trending	Total
2013	121	70	70	76	57	34	74	44	73	86	50	63	261			818
2014	75	73	87	-	-	-	-	-	-	-	-	-	235	-10.0%	▼	235

		Jan	Feb	Mar	Apr	May	Jun	Jul	Aug	Sep	Oct	Nov	Dec	Thru Mar	% Change	Trending	Total
Contested Divorce	2013	3	-	-	2	2	-	-	-	-	-	1	-	3			8
	2014	1	3	-	-	-	-	-	-	-	-	-	-	4	33.3%	▲	4
Domestic and Family - Lev	2013	1	-	1	2	-	-	-	3	1	-	-	5	2			13
Domestic and Family - Level 2	2013	-	-	-	1	-	-	-	1	1	2	-	1	0			6
	2014	1	-	-	-	-	-	-	-	-	-	-	-	1	0.0%	↔	1
General Civil - Level 1	2013	-	-	-	-	-	-	-	-	-	-	-	1	0			1
General Civil - Level 2	2013	3	3	-	4	3	1	1	-	2	-	-	2	6	0.0%	↔	19
	2014	1	-	-	-	-	-	-	-	-	-	-	-	1	-83.3%	▼	1
General Civil - Level 3	2013	-	-	-	4	1	1	-	-	-	2	-	1	0			9
	2014	-	1	1	-	-	-	-	-	-	-	-	-	2	0.0%	↔	2
Miscellaneous	2013	75	42	49	45	27	12	33	20	33	41	35	28	166			440
	2014	51	31	47	-	-	-	-	-	-	-	-	-	129	-22.3%	▼	129
Misdemeanor	2013	-	4	2	5	4	3	5	9	10	7	2	3	6			54
	2014	2	7	1	-	-	-	-	-	-	-	-	-	10	66.7%	▲	10
Non-Capital Felonies and Related Matters	2013	8	4	3	6	4	7	18	3	13	21	4	2	15			93
	2014	11	11	27	-	-	-	-	-	-	-	-	-	49	226.7%	▲	49
Other	2013	24	15	15	6	14	10	12	6	9	10	5	13	54			139
	2014	8	16	9	-	-	-	-	-	-	-	-	-	33	-38.9%	▼	33
Other Criminally Related Matters	2013	4	-	-	-	-	-	2	1	1	2	-	3	4			13
	2014	-	2	-	-	-	-	-	-	-	-	-	-	2	-50.0%	▼	2
Probates/Wills and Trusts	2013	-	-	-	-	-	-	1	-	1	-	-	-	0			2
Probates/Wills and Trusts	2013	-	1	-	-	-	-	-	-	-	1	1	-	1	0.0%	↔	3
	2014	-	-	-	-	-	-	-	-	-	-	-	-	-			-
Uncontested Divorce	2013	3	1	-	1	2	-	2	1	2	-	2	4	4			18
	2014	-	2	2	-	-	-	-	-	-	-	-	-	4	0.0%	↔	4

Type of Court: Circuit
Locale/Circuit: Orange 16
Start/End Date: Jan-13 / Mar-14
Type of Case: Filings
AVG. Month: 113
2013 AVG Month: 123
2014 AVG Month: 74
Jan-Mar 2013: 583
Jan-Mar 2014: 223
Filings Trending: Downward ▼

D
a
s
h
b
o
a
r
d



	Jan	Feb	Mar	Apr	May	Jun	Jul	Aug	Sep	Oct	Nov	Dec	Thru Mar	% Change	Trending	Total
2013	100	333	150	139	118	44	126	60	171	82	105	51	583			1,479
2014	77	55	91	-	-	-	-	-	-	-	-	-	223	-61.7%	▼	223

		Jan	Feb	Mar	Apr	May	Jun	Jul	Aug	Sep	Oct	Nov	Dec	Thru Mar	% Change	Trending	Total
Administrative Law	2013	1	-	-	-	-	-	-	-	1	-	1	-	1			3
	2014	-	1	1	-	-	-	-	-	-	-	-	-	2	100.0%	▲	2
Contested Divorce	2013	1	3	3	3	1	1	1	4	2	1	1	2	7			23
	2014	2	2	1	-	-	-	-	-	-	-	-	-	5	-28.6%	▼	5
Domestic and Family - Level 1	2013	-	-	-	-	6	-	-	2	-	4	-	-	0			12
	2014	2	4	-	-	-	-	-	-	-	-	-	-	6	0.0%	↔	6
Domestic and Family - Level 2	2013	1	-	2	1	5	-	3	-	-	-	3	1	3			16
	2014	2	2	3	-	-	-	-	-	-	-	-	-	7	133.3%	▲	7
General Civil - Level 1	2013	-	1	-	-	-	-	-	-	-	2	1	-	1			4
	2014	-	-	1	-	-	-	-	-	-	-	-	-	1	0.0%	↔	1
General Civil - Level 2	2013	6	-	5	9	5	2	6	4	7	4	2	5	11			55
	2014	3	2	3	-	-	-	-	-	-	-	-	-	8	-27.3%	▼	8
General Civil - Level 3	2013	9	20	1	1	3	-	2	3	3	3	1	3	30			49
	2014	1	8	15	-	-	-	-	-	-	-	-	-	24	-20.0%	▼	24
Miscellaneous	2013	31	254	63	102	7	10	10	13	12	6	9	5	348			522
	2014	6	12	16	-	-	-	-	-	-	-	-	-	34	-90.2%	▼	34
Misdemeanor	2013	2	5	21	1	17	2	12	8	17	7	11	-	28			103
	2014	7	3	8	-	-	-	-	-	-	-	-	-	18	-35.7%	▼	18
Non-Capital Felonies and Related Matters	2013	38	45	34	17	64	17	82	16	121	39	69	24	117			566
	2014	39	14	33	-	-	-	-	-	-	-	-	-	86	-26.5%	▼	86
Other	2013	-	1	6	2	1	4	3	2	3	6	1	1	7			30
	2014	2	-	1	-	-	-	-	-	-	-	-	-	3	-57.1%	▼	3
Other Criminally Related Matters	2013	3	-	1	-	2	-	1	4	-	3	-	-	4			14
	2014	3	-	-	-	-	-	-	-	-	-	-	-	3	-25.0%	▼	3
Probates/Wills and Trusts	2013	-	-	-	-	-	-	1	-	-	-	-	-	0			1
Probates/Wills and Trusts - Level 2	2013	2	-	-	1	-	-	3	-	-	-	-	2	2	0.0%	↔	8
	2014	1	-	1	-	-	-	-	-	-	-	-	-	2	0.0%	↔	2
Uncontested Divorce	2013	6	4	14	2	7	8	2	4	5	7	6	8	24			73
	2014	9	7	8	-	-	-	-	-	-	-	-	-	24	0.0%	↔	24

Type of Court: Circuit

Locale/Circuit: Charlottesville 16

Start/End Date: Jan-13 / Mar-14

Type of Case: Filings

AVG. Month: 124

2013 AVG Month: 128

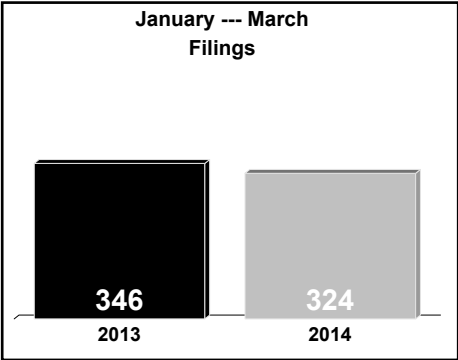
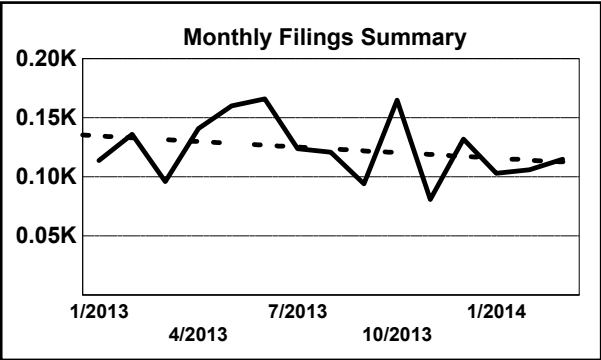
2014 AVG Month: 108

Jan-Mar 2013: 346

Jan-Mar 2014: 324

Filings Trending: Downward ▼

D
a
s
h
b
o
a
r
d



	Jan	Feb	Mar	Apr	May	Jun	Jul	Aug	Sep	Oct	Nov	Dec	Thru Mar	% Change	Trending	Total
2013	114	136	96	141	160	166	124	121	94	165	81	132	346			1,530
2014	103	106	115	-	-	-	-	-	-	-	-	-	324	-6.4%	▼	324

		Jan	Feb	Mar	Apr	May	Jun	Jul	Aug	Sep	Oct	Nov	Dec	Thru Mar	% Change	Trending	Total
Administrative Law	2013	-	-	-	-	-	-	-	-	1	-	-	1	0			2
	2014	-	1	-	-	-	-	-	-	-	-	-	-	1	0.0%	↔	1
Contested Divorce	2013	2	1	2	1	1	-	2	-	-	-	1	2	5			12
	2014	-	2	1	-	-	-	-	-	-	-	-	-	3	-40.0%	▼	3
Domestic and Family - Level 1	2013	1	2	1	2	5	1	5	3	4	2	1	3	4			30
	2014	5	-	6	-	-	-	-	-	-	-	-	-	11	175.0%	▲	11
Domestic and Family - Level 2	2013	2	-	-	2	-	-	-	2	1	1	1	1	2			10
	2014	1	2	1	-	-	-	-	-	-	-	-	-	4	100.0%	▲	4
General Civil - Level 1	2013	1	1	1	1	2	-	1	2	-	2	-	-	3			11
	2014	1	-	1	-	-	-	-	-	-	-	-	-	2	-33.3%	▼	2
General Civil - Level 2	2013	7	7	13	7	9	9	9	11	9	11	9	9	27			110
	2014	12	9	12	-	-	-	-	-	-	-	-	-	33	22.2%	▲	33
General Civil - Level 3	2013	6	4	3	4	7	9	5	3	1	6	3	6	13			57
	2014	4	11	5	-	-	-	-	-	-	-	-	-	20	53.8%	▲	20
Miscellaneous	2013	42	41	19	25	37	18	14	20	26	24	17	27	102			310
	2014	19	17	28	-	-	-	-	-	-	-	-	-	64	-37.3%	▼	64
Misdemeanor	2013	7	7	11	6	8	19	14	11	12	13	6	15	25			129
	2014	15	8	6	-	-	-	-	-	-	-	-	-	29	16.0%	▲	29
Non-Capital Felonies and Related Matters	2013	39	70	40	88	83	105	69	65	37	100	35	68	149			799
	2014	41	55	50	-	-	-	-	-	-	-	-	-	146	-2.0%	▼	146
Other	2013	1	-	-	-	-	-	-	-	-	-	1	-	1			2
Other Criminally Related Matters	2013	3	-	1	1	-	1	4	-	2	4	6	-	4			22
	2014	3	1	3	-	-	-	-	-	-	-	-	-	7	75.0%	▲	7
Probates/Wills and Trusts	2013	-	-	-	-	-	1	-	-	-	-	-	-	0			1
Probates/Wills and Trusts - Level 2	2013	-	-	2	2	-	-	-	2	-	2	-	-	2	0.0%	↔	8
	2014	-	-	2	-	-	-	-	-	-	-	-	-	2	0.0%	↔	2
Uncontested Divorce	2013	3	3	3	2	8	3	1	2	1	-	1	-	9			27
	2014	2	-	-	-	-	-	-	-	-	-	-	-	2	-77.8%	▼	2

Type of Court: Circuit

Locale/Circuit: Arlington 17

Start/End Date: Jan-13 / Mar-14

Type of Case: Filings

AVG. Month: 733

2013 AVG Month: 729

2014 AVG Month: 751

Jan-Mar 2013: 2,383

Jan-Mar 2014: 2,252

Filings Trending: Downward ▼

D

a

s

h

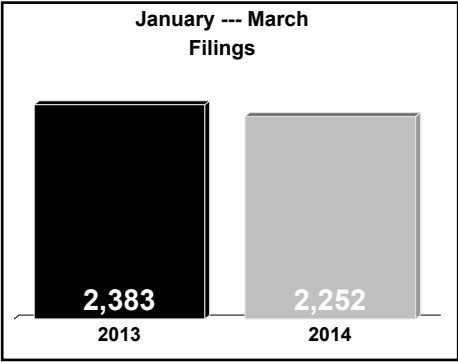
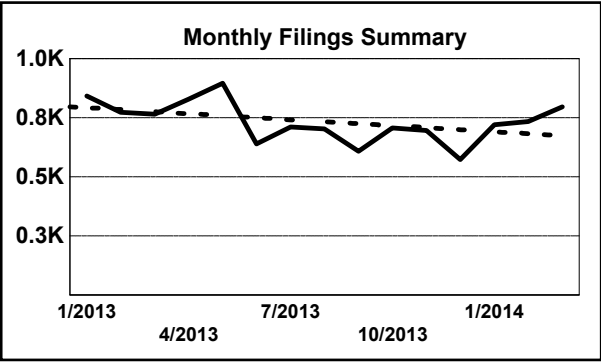
b

o

a

r

d



	Jan	Feb	Mar	Apr	May	Jun	Jul	Aug	Sep	Oct	Nov	Dec	Thru Mar	% Change	Trending	Total
2013	843	774	766	829	896	640	711	703	608	707	696	574	2,383			8,747
2014	721	734	797	-	-	-	-	-	-	-	-	-	2,252	-5.5%	▼	2,252

		Jan	Feb	Mar	Apr	May	Jun	Jul	Aug	Sep	Oct	Nov	Dec	Thru Mar	% Change	Trending	Total
Administrative Law	2013	-	-	-	4	2	-	-	-	-	2	3	1	0			12
	2014	-	1	-	-	-	-	-	-	-	-	-	-	1	0.0%	↔	1
Capital Murder	2013	-	-	-	4	5	-	-	-	-	-	-	-	0			9
Contested Divorce	2013	9	9	8	8	14	12	6	9	8	6	6	9	26	0.0%	↔	104
	2014	13	16	16	-	-	-	-	-	-	-	-	-	45	73.1%	▲	45
Domestic and Family - Level 1	2013	9	6	8	1	9	15	13	4	8	8	7	5	23			93
	2014	2	6	3	-	-	-	-	-	-	-	-	-	11	-52.2%	▼	11
Domestic and Family - Level 2	2013	2	4	1	5	5	4	3	4	3	11	5	5	7			52
	2014	6	8	6	-	-	-	-	-	-	-	-	-	20	185.7%	▲	20
General Civil - Level 1	2013	3	1	2	1	3	-	1	4	2	-	3	3	6			23
	2014	2	1	-	-	-	-	-	-	-	-	-	-	3	-50.0%	▼	3
General Civil - Level 2	2013	37	41	39	31	39	33	37	44	37	26	37	30	117			431
	2014	35	39	32	-	-	-	-	-	-	-	-	-	106	-9.4%	▼	106
General Civil - Level 3	2013	15	15	22	16	21	10	9	14	16	7	6	13	52			164
	2014	11	5	13	-	-	-	-	-	-	-	-	-	29	-44.2%	▼	29
Miscellaneous	2013	263	234	196	167	163	148	154	169	114	165	141	128	693			2,042
	2014	151	141	170	-	-	-	-	-	-	-	-	-	462	-33.3%	▼	462
Misdemeanor	2013	57	47	58	94	66	31	43	53	47	68	33	40	162			637
	2014	52	71	67	-	-	-	-	-	-	-	-	-	190	17.3%	▲	190
Non-Capital Felonies and Related Matters	2013	286	274	272	308	374	227	206	210	172	192	209	159	832			2,889
	2014	205	215	270	-	-	-	-	-	-	-	-	-	690	-17.1%	▼	690
Other	2013	99	83	88	103	99	101	119	114	132	140	147	105	270			1,330
	2014	131	117	141	-	-	-	-	-	-	-	-	-	389	44.1%	▲	389
Other Criminally Related Matters	2013	38	31	35	55	44	28	78	43	42	48	69	51	104			562
	2014	72	78	27	-	-	-	-	-	-	-	-	-	177	70.2%	▲	177
Probates/Wills and Trusts - Level 1	2013	1	-	1	-	-	-	3	1	3	-	1	-	2			10
	2014	2	4	2	-	-	-	-	-	-	-	-	-	8	300.0%	▲	8
Probates/Wills and Trusts - Level 2	2013	7	6	8	4	10	4	8	7	3	9	6	6	21			78
	2014	10	7	8	-	-	-	-	-	-	-	-	-	25	19.0%	▲	25
Protective Orders	2013	-	-	2	-	1	1	-	-	-	1	-	-	2			5
	2014	-	1	2	-	-	-	-	-	-	-	-	-	3	50.0%	▲	3
Uncontested Divorce	2013	17	23	26	28	41	26	31	27	21	24	23	19	66			306
	2014	29	24	40	-	-	-	-	-	-	-	-	-	93	40.9%	▲	93

Type of Court: Circuit

Locale/Circuit: Fauquier 20

Start/End Date: Jan-13 / Mar-14

Type of Case: Filings

AVG. Month: 342

2013 AVG Month: 353

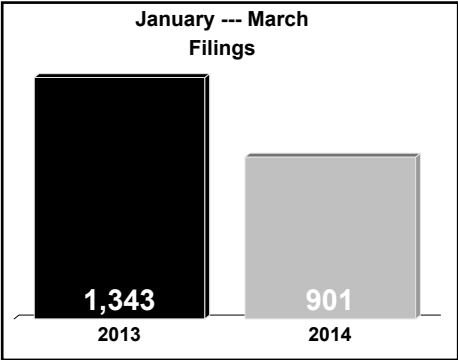
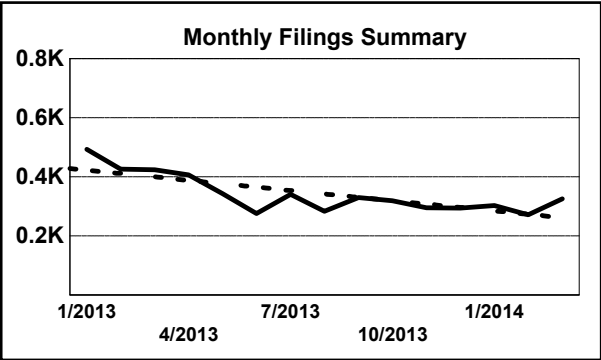
2014 AVG Month: 300

Jan-Mar 2013: 1,343

Jan-Mar 2014: 901

Filings Trending: Downward ▼

D
a
s
h
b
o
a
r
d



	Jan	Feb	Mar	Apr	May	Jun	Jul	Aug	Sep	Oct	Nov	Dec	Thru Mar	% Change	Trending	Total
2013	493	426	424	407	343	276	341	283	330	319	295	294	1,343			4,231
2014	303	272	326	-	-	-	-	-	-	-	-	-	901	-32.9%	▼	901

		Jan	Feb	Mar	Apr	May	Jun	Jul	Aug	Sep	Oct	Nov	Dec	Thru Mar	% Change	Trending	Total
Administrative Law	2013	-	-	-	3	-	-	1	-	1	-	1	-	0			6
	2014	1	-	1	-	-	-	-	-	-	-	-	-	2	0.0%	↔	2
Contested Divorce	2013	6	5	7	4	8	8	3	6	5	10	2	1	18			65
	2014	5	6	6	-	-	-	-	-	-	-	-	-	17	-5.6%	▼	17
Domestic and Family - Level 1	2013	3	2	2	-	8	1	1	3	3	3	2	2	7			30
	2014	-	2	4	-	-	-	-	-	-	-	-	-	6	-14.3%	▼	6
Domestic and Family - Level 2	2013	-	2	1	3	-	4	4	5	4	3	1	-	3			27
	2014	3	1	1	-	-	-	-	-	-	-	-	-	5	66.7%	▲	5
General Civil - Level 1	2013	-	-	1	1	1	1	2	-	1	-	1	-	1			8
	2014	-	2	-	-	-	-	-	-	-	-	-	-	2	100.0%	▲	2
General Civil - Level 2	2013	14	15	11	24	24	10	14	16	17	13	15	18	40			191
	2014	11	5	10	-	-	-	-	-	-	-	-	-	26	-35.0%	▼	26
General Civil - Level 3	2013	9	2	6	3	8	2	3	5	10	6	6	7	17			67
	2014	3	4	7	-	-	-	-	-	-	-	-	-	14	-17.6%	▼	14
Miscellaneous	2013	312	264	243	186	131	109	111	105	116	145	124	158	819			2,004
	2014	150	113	151	-	-	-	-	-	-	-	-	-	414	-49.5%	▼	414
Misdemeanor	2013	34	16	18	33	15	18	33	23	31	17	26	19	68			283
	2014	16	25	26	-	-	-	-	-	-	-	-	-	67	-1.5%	▼	67
Non-Capital Felonies and Related Matters	2013	58	52	95	87	87	55	104	59	89	55	78	36	205			855
	2014	67	56	63	-	-	-	-	-	-	-	-	-	186	-9.3%	▼	186
Other	2013	34	40	27	40	44	45	43	43	32	44	24	43	101			459
	2014	31	38	31	-	-	-	-	-	-	-	-	-	100	-1.0%	▼	100
Other Criminally Related Matters	2013	6	6	1	1	5	6	5	6	4	4	2	-	13			46
	2014	3	5	8	-	-	-	-	-	-	-	-	-	16	23.1%	▲	16
Probates/Wills and Trusts - Level 1	2013	-	1	-	-	-	1	-	-	1	-	-	-	1			3
	2014	-	1	-	-	-	-	-	-	-	-	-	-	1	0.0%	↔	1
Probates/Wills and Trusts - Level 2	2013	-	2	-	1	-	2	2	1	1	1	-	-	2			10
	2014	-	1	1	-	-	-	-	-	-	-	-	-	2	0.0%	↔	2
Protective Orders	2013	4	2	3	-	2	-	3	2	-	1	-	2	9			19
	2014	1	-	-	-	-	-	-	-	-	-	-	-	1	-88.9%	▼	1
Uncontested Divorce	2013	13	17	9	21	10	14	12	9	15	17	13	8	39			158
	2014	12	13	17	-	-	-	-	-	-	-	-	-	42	7.7%	▲	42

Type of Court: Circuit

Locale/Circuit: Loudoun 20

Start/End Date: Jan-13 / Mar-14

Type of Case: Filings

AVG. Month: 870

2013 AVG Month: 884

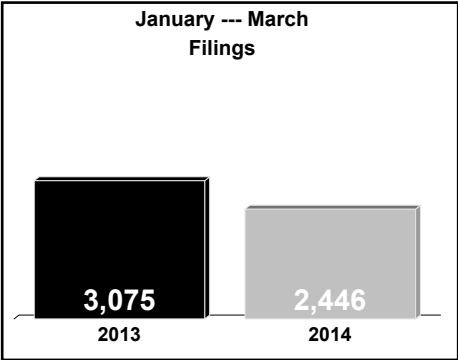
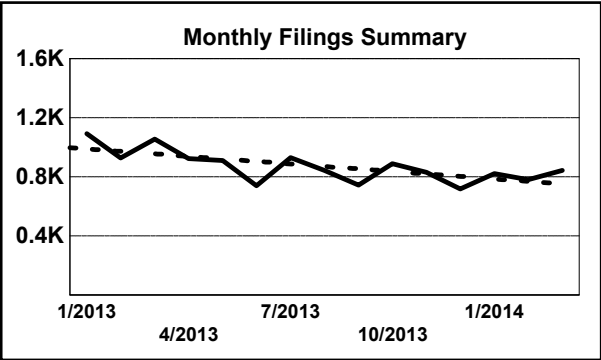
2014 AVG Month: 815

Jan-Mar 2013: 3,075

Jan-Mar 2014: 2,446

Filings Trending: Downward ▼

D
a
s
h
b
o
a
r
d



	Jan	Feb	Mar	Apr	May	Jun	Jul	Aug	Sep	Oct	Nov	Dec	Thru Mar	% Change	Trending	Total
2013	1,092	928	1,055	925	912	741	930	844	745	889	832	718	3,075			10,611
2014	822	781	843	-	-	-	-	-	-	-	-	-	2,446	-20.5%	▼	2,446

		Jan	Feb	Mar	Apr	May	Jun	Jul	Aug	Sep	Oct	Nov	Dec	Thru Mar	% Change	Trending	Total
Administrative Law	2013	4	3	-	4	1	1	2	1	2	2	-	1	7			21
	2014	3	1	-	-	-	-	-	-	-	-	-	-	4	-42.9%	▼	4
Capital Murder	2013	-	-	-	-	2	-	-	-	-	-	-	-	0			2
Contested Divorce	2013	17	23	24	17	16	12	22	23	18	24	19	15	64	0.0%	↔	230
	2014	23	23	26	-	-	-	-	-	-	-	-	-	72	12.5%	▲	72
Domestic and Family - Level 1	2013	12	20	11	24	24	9	12	21	5	7	16	17	43			178
	2014	21	11	27	-	-	-	-	-	-	-	-	-	59	37.2%	▲	59
Domestic and Family - Level 2	2013	14	8	16	9	13	13	7	6	11	12	15	10	38			134
	2014	10	9	13	-	-	-	-	-	-	-	-	-	32	-15.8%	▼	32
General Civil - Level 1	2013	3	-	5	2	1	1	1	1	-	-	2	1	8			17
	2014	2	1	1	-	-	-	-	-	-	-	-	-	4	-50.0%	▼	4
General Civil - Level 2	2013	37	42	52	47	38	30	51	47	33	63	36	48	131			524
	2014	50	39	37	-	-	-	-	-	-	-	-	-	126	-3.8%	▼	126
General Civil - Level 3	2013	29	23	38	27	30	28	23	31	29	24	29	29	90			340
	2014	27	17	24	-	-	-	-	-	-	-	-	-	68	-24.4%	▼	68
Miscellaneous	2013	742	560	577	503	451	352	448	383	386	420	414	391	1,879			5,627
	2014	446	401	453	-	-	-	-	-	-	-	-	-	1,300	-30.8%	▼	1,300
Misdemeanor	2013	48	31	36	30	43	40	42	46	44	37	57	29	115			483
	2014	45	45	55	-	-	-	-	-	-	-	-	-	145	26.1%	▲	145
Non-Capital Felonies and Related Matters	2013	87	64	118	113	157	108	154	127	100	136	120	72	269			1,356
	2014	86	157	79	-	-	-	-	-	-	-	-	-	322	19.7%	▲	322
Other	2013	36	45	44	37	36	50	44	47	30	34	37	31	125			471
	2014	21	18	17	-	-	-	-	-	-	-	-	-	56	-55.2%	▼	56
Other Criminally Related Matters	2013	18	44	52	36	23	31	49	27	25	62	41	24	114			432
	2014	19	17	34	-	-	-	-	-	-	-	-	-	70	-38.6%	▼	70
Probates/Wills and Trusts - Level 1	2013	-	1	-	-	-	1	1	-	1	1	1	1	1			7
	2014	1	-	-	-	-	-	-	-	-	-	-	-	1	0.0%	↔	1
Probates/Wills and Trusts - Level 2	2013	4	5	15	9	12	10	16	8	7	6	4	8	24			104
	2014	8	4	8	-	-	-	-	-	-	-	-	-	20	-16.7%	▼	20
Uncontested Divorce	2013	41	59	67	67	65	55	58	76	54	61	41	41	167			685
	2014	60	38	69	-	-	-	-	-	-	-	-	-	167	0.0%	↔	167

Type of Court: Circuit

Locale/Circuit: Rappahannock 20

Start/End Date: Jan-13 / Mar-14

Type of Case: Filings

AVG. Month: 44

2013 AVG Month: 45

2014 AVG Month: 42

Jan-Mar 2013: 153

Jan-Mar 2014: 125

Filings Trending: Downward ▼

D

a

s

h

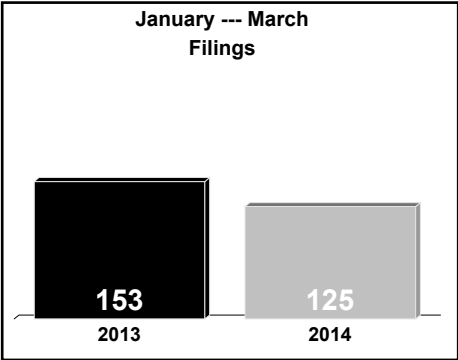
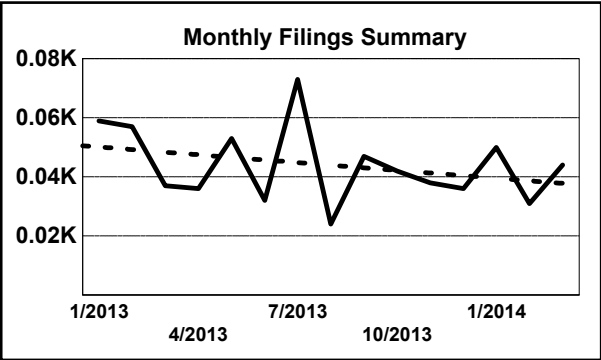
b

o

a

r

d



	Jan	Feb	Mar	Apr	May	Jun	Jul	Aug	Sep	Oct	Nov	Dec	Thru Mar	% Change	Trending	Total
2013	59	57	37	36	53	32	73	24	47	42	38	36	153			534
2014	50	31	44	-	-	-	-	-	-	-	-	-	125	-18.3%	▼	125

		Jan	Feb	Mar	Apr	May	Jun	Jul	Aug	Sep	Oct	Nov	Dec	Thru Mar	% Change	Trending	Total
Administrative Law	2013	-	-	-	-	-	-	-	-	-	-	1	-	0			1
Contested Divorce	2013	2	1	-	1	-	2	1	-	-	-	1	-	3	0.0%	↔	8
Domestic and Family - Lev	2013	-	3	1	-	-	-	6	1	-	1	-	-	4			12
Domestic and Family - Lev	2014	-	-	1	-	-	-	-	-	-	-	-	-	1			1
General Civil - Level 1	2013	-	-	-	-	-	-	1	-	-	-	-	-	0			1
General Civil - Level 2	2013	-	6	1	-	4	-	3	1	2	-	1	1	7	0.0%	↔	19
	2014	1	-	-	-	-	-	-	-	-	-	-	-	1	-85.7%	▼	1
General Civil - Level 3	2013	-	1	1	2	2	3	1	-	1	-	1	2	2			14
	2014	2	-	-	-	-	-	-	-	-	-	-	-	2	0.0%	↔	2
Miscellaneous	2013	36	30	9	17	20	6	14	10	12	15	11	11	75			191
	2014	15	18	18	-	-	-	-	-	-	-	-	-	51	-32.0%	▼	51
Misdemeanor	2013	4	4	4	3	6	3	1	2	2	9	2	5	12			45
	2014	3	3	3	-	-	-	-	-	-	-	-	-	9	-25.0%	▼	9
Non-Capital Felonies and Related Matters	2013	5	2	5	-	6	9	40	-	19	3	5	3	12			97
	2014	8	1	9	-	-	-	-	-	-	-	-	-	18	50.0%	▲	18
Other	2013	10	10	14	7	12	8	6	8	10	11	16	12	34			124
	2014	20	8	12	-	-	-	-	-	-	-	-	-	40	17.6%	▲	40
Other Criminally Related Matters	2013	1	-	1	4	1	1	-	-	1	-	-	1	2			10
	2014	-	1	-	-	-	-	-	-	-	-	-	-	1	-50.0%	▼	1
Probates/Wills and Trusts	2013	-	-	-	1	-	-	-	1	-	-	-	-	0			2
Uncontested Divorce	2013	1	-	1	1	2	-	-	1	-	3	-	1	2	0.0%	↔	10
	2014	1	-	1	-	-	-	-	-	-	-	-	-	2	0.0%	↔	2

Type of Court: Circuit

Locale/Circuit: Henry 21

Start/End Date: Jan-13 / Mar-14

Type of Case: Filings

AVG. Month: 307

2013 AVG Month: 297

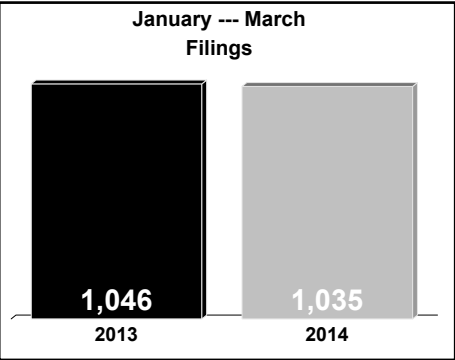
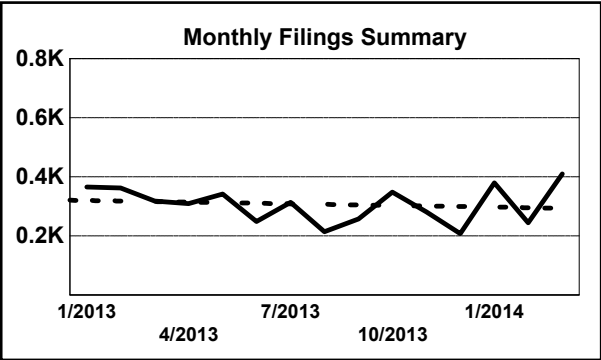
2014 AVG Month: 345

Jan-Mar 2013: 1,046

Jan-Mar 2014: 1,035

Filings Trending: Steady ↔

D
a
s
h
b
o
a
r
d



	Jan	Feb	Mar	Apr	May	Jun	Jul	Aug	Sep	Oct	Nov	Dec	Thru Mar	% Change	Trending	Total
2013	366	362	318	309	342	249	314	214	258	348	281	208	1,046			3,569
2014	380	245	410	-	-	-	-	-	-	-	-	-	1,035	-1.1%	▼	1,035

		Jan	Feb	Mar	Apr	May	Jun	Jul	Aug	Sep	Oct	Nov	Dec	Thru Mar	% Change	Trending	Total
Administrative Law	2013	-	-	-	-	-	-	-	-	-	-	1	-	0			1
	2014	-	2	-	-	-	-	-	-	-	-	-	-	2	0.0%	↔	2
Contested Divorce	2013	3	3	9	5	2	4	6	3	8	7	5	5	15			60
	2014	8	5	13	-	2	-	-	-	-	-	-	-	26	73.3%	▲	26
Domestic and Family - Level 1	2013	5	3	-	2	2	6	6	3	5	4	3	4	8			43
	2014	13	1	5	-	-	-	-	-	-	-	-	-	19	137.5%	▲	19
Domestic and Family - Level 2	2013	5	4	1	1	2	3	5	-	3	1	-	-	10			25
	2014	1	-	-	-	-	-	-	-	-	-	-	-	1	-90.0%	▼	1
General Civil - Level 1	2013	2	-	1	2	-	-	-	2	-	1	1	1	3			10
	2014	2	-	-	-	-	-	-	-	-	-	-	-	2	-33.3%	▼	2
General Civil - Level 2	2013	3	7	6	5	9	6	8	10	6	10	1	5	16			76
	2014	6	3	7	-	-	-	-	-	-	-	-	-	16	0.0%	↔	16
General Civil - Level 3	2013	-	3	4	3	2	5	3	3	1	3	10	8	7			45
	2014	6	4	17	-	-	-	-	-	-	-	-	-	27	285.7%	▲	27
Miscellaneous	2013	184	159	52	132	144	112	64	63	85	81	43	43	395			1,162
	2014	132	98	118	-	-	-	-	-	-	-	-	-	348	-11.9%	▼	348
Misdemeanor	2013	44	44	37	42	34	36	45	32	40	50	28	44	125			476
	2014	36	37	35	-	-	-	-	-	-	-	-	-	108	-13.6%	▼	108
Non-Capital Felonies and Related Matters	2013	77	96	155	75	110	56	87	64	75	71	152	47	328			1,065
	2014	139	54	121	-	-	-	-	-	-	-	-	-	314	-4.3%	▼	314
Other	2013	31	14	19	14	16	7	70	10	21	97	17	21	64			337
	2014	16	24	67	-	-	-	-	-	-	-	-	-	107	67.2%	▲	107
Other Criminally Related Matters	2013	4	7	4	8	7	5	2	9	1	9	9	17	15			82
	2014	11	1	7	-	-	-	-	-	-	-	-	-	19	26.7%	▲	19
Probates/Wills and Trusts - Level 1	2013	-	2	-	1	1	-	-	-	-	-	-	-	2			4
	2014	1	-	-	-	-	-	-	-	-	-	-	-	1	-50.0%	▼	1
Probates/Wills and Trusts - Level 2	2013	-	-	1	2	-	-	-	2	1	1	2	2	1			11
	2014	1	1	3	-	-	-	-	-	-	-	-	-	5	400.0%	▲	5
Protective Orders	2013	-	1	-	-	-	-	-	-	-	-	-	-	1			1
Uncontested Divorce	2013	8	19	29	17	13	9	18	13	12	13	9	11	56			171
	2014	8	15	17	-	-	-	-	-	-	-	-	-	40	-28.6%	▼	40

Type of Court: Circuit

Locale/Circuit: Patrick 21

Start/End Date: Jan-13 / Mar-14

Type of Case: Filings

AVG. Month: 124

2013 AVG Month: 117

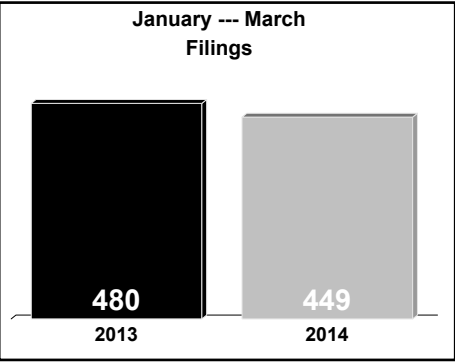
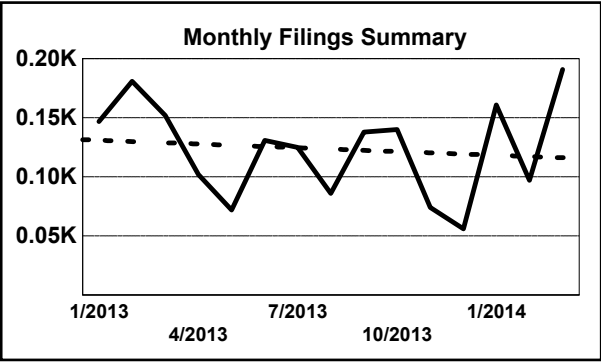
2014 AVG Month: 150

Jan-Mar 2013: 480

Jan-Mar 2014: 449

Filings Trending: Downward ▼

D
a
s
h
b
o
a
r
d



	Jan	Feb	Mar	Apr	May	Jun	Jul	Aug	Sep	Oct	Nov	Dec	Thru Mar	% Change	Trending	Total
2013	147	181	152	102	72	131	125	86	138	140	74	56	480			1,404
2014	161	97	191	-	-	-	-	-	-	-	-	-	449	-6.5%	▼	449

		Jan	Feb	Mar	Apr	May	Jun	Jul	Aug	Sep	Oct	Nov	Dec	Thru Mar	% Change	Trending	Total
Administrative Law	2013	-	-	-	-	-	-	-	-	1	-	-	-	0			1
Contested Divorce	2013	5	2	4	3	-	2	2	1	-	1	1	2	11	0.0%	↔	23
	2014	1	1	2	-	-	-	-	-	-	-	-	-	4	-63.6%	▼	4
Domestic and Family - Level 1	2013	-	1	-	-	-	1	4	2	-	3	-	-	1			11
	2014	-	2	-	-	-	-	-	-	-	-	-	-	2	100.0%	▲	2
Domestic and Family - Lev	2013	-	-	1	-	1	-	-	1	-	-	1	-	1			4
General Civil - Level 2	2013	3	1	1	2	2	1	2	1	2	3	3	2	5			23
	2014	1	-	-	-	-	-	-	-	-	-	-	-	1	-80.0%	▼	1
General Civil - Level 3	2013	-	2	2	-	2	1	-	1	-	2	1	5	4			16
	2014	1	-	1	-	-	-	-	-	-	-	-	-	2	-50.0%	▼	2
Miscellaneous	2013	51	85	72	40	48	63	33	34	49	34	22	29	208			560
	2014	54	32	33	-	-	-	-	-	-	-	-	-	119	-42.8%	▼	119
Misdemeanor	2013	21	13	11	14	1	21	27	16	15	35	7	3	45			184
	2014	36	14	29	-	-	-	-	-	-	-	-	-	79	75.6%	▲	79
Non-Capital Felonies and Related Matters	2013	42	71	56	32	8	37	49	15	68	40	28	13	169			459
	2014	48	32	116	-	-	-	-	-	-	-	-	-	196	16.0%	▲	196
Other Criminally Related Matters	2013	20	3	-	2	3	-	5	12	-	12	10	-	23			67
	2014	19	7	-	-	-	-	-	-	-	-	-	-	26	13.0%	▲	26
Probates/Wills and Trusts	2013	-	-	-	-	-	-	-	-	-	1	1	-	0			2
Probates/Wills and Trusts	2013	1	-	-	3	-	-	-	-	-	-	-	-	1	0.0%	↔	4
Uncontested Divorce	2013	4	3	5	6	7	5	3	3	3	9	-	2	12			50
	2014	1	9	10	-	-	-	-	-	-	-	-	-	20	66.7%	▲	20

Type of Court: Circuit

Locale/Circuit: Martinsville 21

Start/End Date: Jan-13 / Mar-14

Type of Case: Filings

AVG. Month: 118

2013 AVG Month: 121

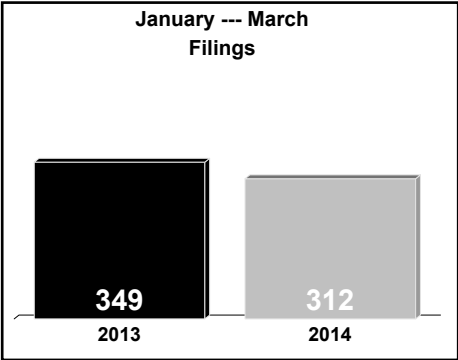
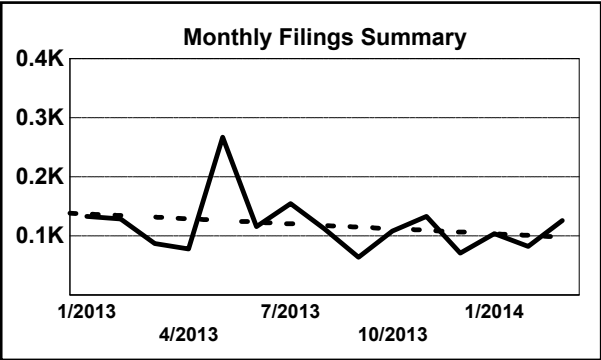
2014 AVG Month: 104

Jan-Mar 2013: 349

Jan-Mar 2014: 312

Filings Trending: Downward ▼

D
a
s
h
b
o
a
r
d



	Jan	Feb	Mar	Apr	May	Jun	Jul	Aug	Sep	Oct	Nov	Dec	Thru Mar	% Change	Trending	Total
2013	133	129	87	78	267	116	155	112	64	108	133	71	349			1,453
2014	104	82	126	-	-	-	-	-	-	-	-	-	312	-10.6%	▼	312

		Jan	Feb	Mar	Apr	May	Jun	Jul	Aug	Sep	Oct	Nov	Dec	Thru Mar	% Change	Trending	Total
Contested Divorce	2013	-	1	1	2	2	1	-	1	-	3	-	-	2			11
	2014	1	-	2	-	-	-	-	-	-	-	-	-	3	50.0%	▲	3
Domestic and Family - Lev	2013	1	8	2	-	4	-	-	9	-	-	-	-	11			24
Domestic and Family - Lev	2013	-	-	-	-	1	-	-	-	-	-	-	1	0			2
General Civil - Level 1	2013	-	1	3	-	2	-	-	-	-	-	-	2	4	0.0%	↔	8
	2014	-	1	-	-	-	-	-	-	-	-	-	-	1	-75.0%	▼	1
General Civil - Level 2	2013	3	4	3	2	5	7	2	1	6	3	-	1	10			37
	2014	2	1	9	-	-	-	-	-	-	-	-	-	12	20.0%	▲	12
General Civil - Level 3	2013	3	1	3	1	4	1	1	1	4	2	-	1	7			22
	2014	5	1	3	-	-	-	-	-	-	-	-	-	9	28.6%	▲	9
Miscellaneous	2013	21	26	25	16	14	10	18	11	11	12	9	7	72			180
	2014	16	19	23	-	-	-	-	-	-	-	-	-	58	-19.4%	▼	58
Misdemeanor	2013	28	18	17	15	39	23	10	24	5	22	16	21	63			238
	2014	20	8	8	-	-	-	-	-	-	-	-	-	36	-42.9%	▼	36
Non-Capital Felonies and Related Matters	2013	52	57	19	21	181	45	101	40	24	45	97	28	128			710
	2014	38	40	55	-	-	-	-	-	-	-	-	-	133	3.9%	▲	133
Other	2013	18	6	11	19	6	21	21	15	12	17	8	5	35			159
	2014	17	7	18	-	-	-	-	-	-	-	-	-	42	20.0%	▲	42
Other Criminally Related Matters	2013	6	2	-	1	7	6	2	9	1	3	2	4	8			43
	2014	4	2	6	-	-	-	-	-	-	-	-	-	12	50.0%	▲	12
Probates/Wills and Trusts - Level 2	2013	-	2	-	-	1	-	-	1	-	1	1	1	2			7
	2014	1	1	-	-	-	-	-	-	-	-	-	-	2	0.0%	↔	2
Uncontested Divorce	2013	1	3	3	1	1	2	-	-	1	-	-	-	7			12
	2014	-	2	2	-	-	-	-	-	-	-	-	-	4	-42.9%	▼	4

Type of Court: Circuit

Locale/Circuit: Franklin County 22

Start/End Date: Jan-13 / Mar-14

Type of Case: Filings

AVG. Month: 345

2013 AVG Month: 358

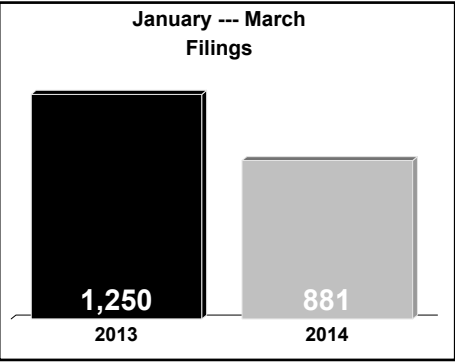
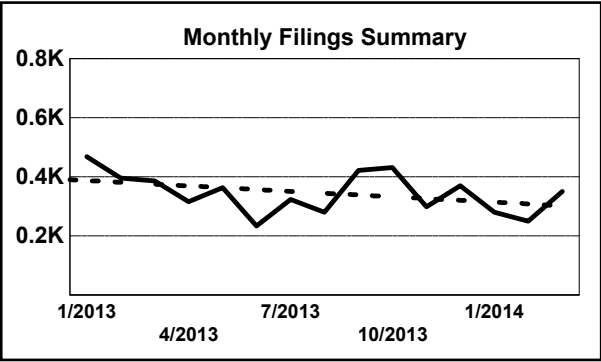
2014 AVG Month: 294

Jan-Mar 2013: 1,250

Jan-Mar 2014: 881

Filings Trending: Downward ▼

D
a
s
h
b
o
a
r
d



	Jan	Feb	Mar	Apr	May	Jun	Jul	Aug	Sep	Oct	Nov	Dec	Thru Mar	% Change	Trending	Total
2013	468	396	386	316	364	234	323	280	422	432	299	370	1,250			4,290
2014	280	250	351	-	-	-	-	-	-	-	-	-	881	-29.5%	▼	881

		Jan	Feb	Mar	Apr	May	Jun	Jul	Aug	Sep	Oct	Nov	Dec	Thru Mar	% Change	Trending	Total
Administrative Law	2013	-	-	-	-	-	-	-	-	-	1	-	-	0			1
	2014	1	-	2	-	-	-	-	-	-	-	-	-	3	0.0%	↔	3
Contested Divorce	2013	8	1	5	7	3	8	4	6	12	6	4	6	14			70
	2014	4	12	10	-	-	-	-	-	-	-	-	-	26	85.7%	▲	26
Domestic and Family - Level 1	2013	21	2	8	5	2	3	10	8	10	2	9	7	31			87
	2014	17	7	5	-	-	-	-	-	-	-	-	-	29	-6.5%	▼	29
Domestic and Family - Level 2	2013	2	2	-	-	2	1	4	3	1	3	3	-	4			21
	2014	2	1	4	-	-	-	-	-	-	-	-	-	7	75.0%	▲	7
General Civil - Level 1	2013	-	-	-	-	-	-	-	2	-	-	-	2	0			4
	2014	1	-	2	-	-	-	-	-	-	-	-	-	3	0.0%	↔	3
General Civil - Level 2	2013	13	8	11	13	10	5	7	9	10	7	5	9	32			107
	2014	9	7	12	-	-	-	-	-	-	-	-	-	28	-12.5%	▼	28
General Civil - Level 3	2013	12	4	7	5	12	5	6	3	1	5	3	2	23			65
	2014	17	7	4	-	-	-	-	-	-	-	-	-	28	21.7%	▲	28
Miscellaneous	2013	227	189	177	152	114	72	93	86	100	112	115	105	593			1,542
	2014	133	109	128	-	-	-	-	-	-	-	-	-	370	-37.6%	▼	370
Misdemeanor	2013	44	36	46	33	55	53	67	53	74	107	59	74	126			701
	2014	31	22	61	-	-	-	-	-	-	-	-	-	114	-9.5%	▼	114
Non-Capital Felonies and Related Matters	2013	118	132	106	80	151	77	113	97	196	172	82	153	356			1,477
	2014	48	60	107	-	-	-	-	-	-	-	-	-	215	-39.6%	▼	215
Other	2013	1	-	2	-	-	-	1	-	-	2	-	-	3			6
	2014	3	-	-	-	-	-	-	-	-	-	-	-	3	0.0%	↔	3
Other Criminally Related Matters	2013	5	5	1	5	2	4	5	1	4	3	5	-	11			40
	2014	3	3	2	-	-	-	-	-	-	-	-	-	8	-27.3%	▼	8
Probates/Wills and Trusts - Level 2	2013	3	1	2	1	1	1	1	1	2	2	4	1	6			20
	2014	-	1	2	-	-	-	-	-	-	-	-	-	3	-50.0%	▼	3
Uncontested Divorce	2013	14	16	21	15	12	5	12	11	12	10	10	11	51			149
	2014	11	21	12	-	-	-	-	-	-	-	-	-	44	-13.7%	▼	44

Type of Court: Circuit

Locale/Circuit: Pittsylvania 22

Start/End Date: Jan-13 / Mar-14

Type of Case: Filings

AVG. Month: 349

2013 AVG Month: 347

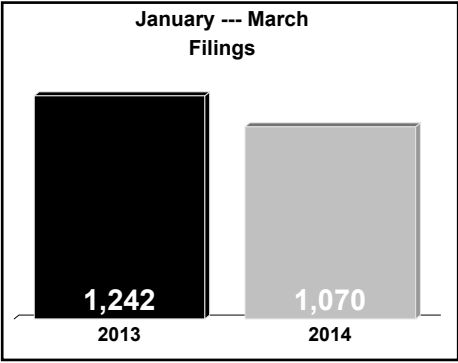
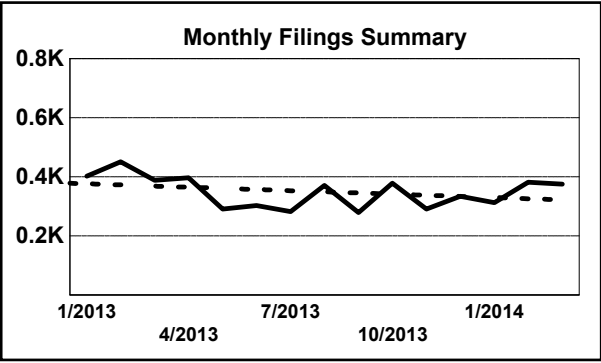
2014 AVG Month: 357

Jan-Mar 2013: 1,242

Jan-Mar 2014: 1,070

Filings Trending: Downward ▼

D
a
s
h
b
o
a
r
d



	Jan	Feb	Mar	Apr	May	Jun	Jul	Aug	Sep	Oct	Nov	Dec	Thru Mar	% Change	Trending	Total
2013	403	451	388	397	291	303	282	371	279	379	291	334	1,242			4,169
2014	313	382	375	-	-	-	-	-	-	-	-	-	1,070	-13.8%	▼	1,070

		Jan	Feb	Mar	Apr	May	Jun	Jul	Aug	Sep	Oct	Nov	Dec	Thru Mar	% Change	Trending	Total
Administrative Law	2013	-	-	1	-	-	-	2	1	-	-	-	-	1			4
	2014	-	2	-	-	-	-	-	-	-	-	-	-	2	100.0%	▲	2
Contested Divorce	2013	8	8	6	11	9	4	10	8	11	4	6	4	22			89
	2014	5	8	6	-	-	-	-	-	-	-	-	-	19	-13.6%	▼	19
Domestic and Family - Level 1	2013	6	-	-	14	10	-	16	12	4	5	-	10	6			77
	2014	23	7	21	-	-	-	-	-	-	-	-	-	51	750.0%	▲	51
Domestic and Family - Level 2	2013	1	1	2	1	3	2	1	3	1	-	1	2	4			18
	2014	1	4	4	-	-	-	-	-	-	-	-	-	9	125.0%	▲	9
General Civil - Level 1	2013	1	1	-	-	-	-	-	-	-	1	-	1	2			4
	2014	3	-	-	-	-	-	-	-	-	-	-	-	3	50.0%	▲	3
General Civil - Level 2	2013	6	5	5	6	11	6	7	3	4	5	8	4	16			70
	2014	4	5	3	-	-	-	-	-	-	-	-	-	12	-25.0%	▼	12
General Civil - Level 3	2013	4	1	-	1	3	3	3	5	3	16	4	1	5			44
	2014	4	14	3	-	-	-	-	-	-	-	-	-	21	320.0%	▲	21
Miscellaneous	2013	270	285	210	143	125	75	106	94	137	144	140	158	765			1,887
	2014	181	157	190	-	-	-	-	-	-	-	-	-	528	-31.0%	▼	528
Misdemeanor	2013	13	27	21	23	21	37	11	21	19	42	14	34	61			283
	2014	14	25	21	-	-	-	-	-	-	-	-	-	60	-1.6%	▼	60
Non-Capital Felonies and Related Matters	2013	33	71	62	139	53	119	59	163	51	110	37	81	166			978
	2014	34	111	77	-	-	-	-	-	-	-	-	-	222	33.7%	▲	222
Other	2013	40	28	41	41	32	30	40	32	33	34	63	23	109			437
	2014	32	29	32	-	-	-	-	-	-	-	-	-	93	-14.7%	▼	93
Other Criminally Related Matters	2013	2	4	4	3	4	2	7	4	1	9	2	5	10			47
	2014	-	2	2	-	-	-	-	-	-	-	-	-	4	-60.0%	▼	4
Probates/Wills and Trusts	2014	1	-	-	-	-	-	-	-	-	-	-	-	1			1
Probates/Wills and Trusts - Level 2	2013	1	-	-	2	-	-	-	-	-	-	-	-	1			3
	2014	-	3	-	-	-	-	-	-	-	-	-	-	3	200.0%	▲	3
Uncontested Divorce	2013	18	20	36	13	20	25	20	25	15	9	16	11	74			228
	2014	11	15	16	-	-	-	-	-	-	-	-	-	42	-43.2%	▼	42

Type of Court: Circuit

Locale/Circuit: Danville 22

Start/End Date: Jan-13 / Mar-14

Type of Case: Filings

AVG. Month: 378

2013 AVG Month: 367

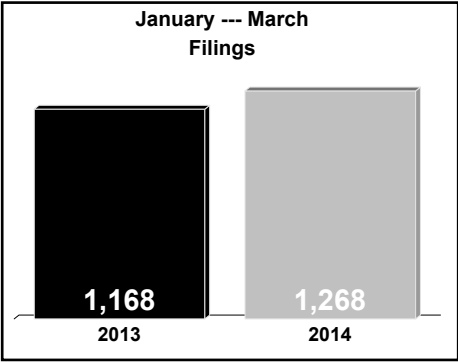
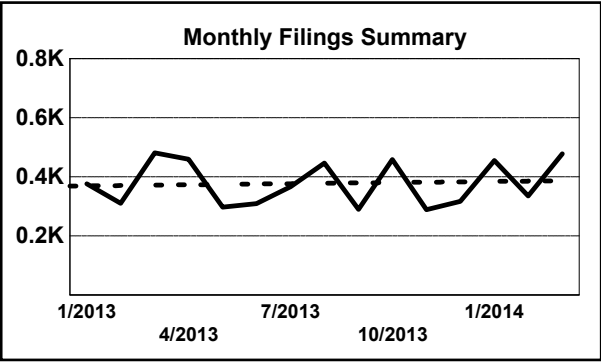
2014 AVG Month: 423

Jan-Mar 2013: 1,168

Jan-Mar 2014: 1,268

Filings Trending: Upward ▲

D
a
s
h
b
o
a
r
d



	Jan	Feb	Mar	Apr	May	Jun	Jul	Aug	Sep	Oct	Nov	Dec	Thru Mar	% Change	Trending	Total
2013	376	311	481	460	298	310	367	447	290	459	289	317	1,168			4,405
2014	455	335	478	-	-	-	-	-	-	-	-	-	1,268	8.6%	▲	1,268

		Jan	Feb	Mar	Apr	May	Jun	Jul	Aug	Sep	Oct	Nov	Dec	Thru Mar	% Change	Trending	Total
Administrative Law	2013	-	1	-	1	-	-	-	-	-	-	-	-	1			2
	2014	-	-	1	-	-	-	-	-	-	-	-	-	1	0.0%	↔	1
Capital Murder	2013	-	-	-	-	-	-	-	-	-	-	-	2	0			2
	2014	1	-	-	-	-	-	-	-	-	-	-	-	1	0.0%	↔	1
Contested Divorce	2013	2	1	2	1	3	1	2	2	2	-	6	-	5			22
	2014	3	4	10	-	-	-	-	-	-	-	-	-	17	240.0%	▲	17
Domestic and Family - Level 1	2013	9	5	6	9	2	3	9	20	6	9	6	3	20			87
	2014	2	15	2	-	-	-	-	-	-	-	-	-	19	-5.0%	▼	19
Domestic and Family - Level 2	2013	-	1	2	-	-	1	5	2	3	6	1	6	3			27
	2014	5	4	4	-	-	-	-	-	-	-	-	-	13	333.3%	▲	13
General Civil - Level 1	2013	-	-	-	-	-	-	1	1	-	-	2	-	0			4
General Civil - Level 2	2013	5	3	10	10	5	6	6	9	7	1	4	1	18	0.0%	↔	67
	2014	6	6	5	-	-	-	-	-	-	-	-	-	17	-5.6%	▼	17
General Civil - Level 3	2013	10	3	4	10	6	5	2	1	2	5	6	8	17			62
	2014	6	3	5	-	-	-	-	-	-	-	-	-	14	-17.6%	▼	14
Miscellaneous	2013	100	68	110	51	64	50	28	36	66	37	48	28	278			686
	2014	61	76	76	-	-	-	-	-	-	-	-	-	213	-23.4%	▼	213
Misdemeanor	2013	64	95	116	179	67	94	76	148	32	123	63	145	275			1,202
	2014	67	95	88	-	-	-	-	-	-	-	-	-	250	-9.1%	▼	250
Non-Capital Felonies and Related Matters	2013	170	113	216	180	136	137	218	211	152	255	143	116	499			2,047
	2014	290	112	268	-	-	-	-	-	-	-	-	-	670	34.3%	▲	670
Other	2013	5	-	-	-	1	1	-	1	1	-	-	-	5			9
Other Criminally Related Matters	2013	5	11	7	12	8	8	15	8	9	13	6	5	23			107
	2014	7	11	8	-	-	-	-	-	-	-	-	-	26	13.0%	▲	26
Probates/Wills and Trusts - Level 2	2013	-	1	1	1	3	1	-	-	-	2	-	1	2			10
	2014	1	-	-	-	-	-	-	-	-	-	-	-	1	-50.0%	▼	1
Protective Orders	2013	-	-	-	-	-	-	-	1	2	1	-	-	0			4
Uncontested Divorce	2013	6	9	7	6	3	3	5	7	8	7	4	2	22	0.0%	↔	67
	2014	6	9	11	-	-	-	-	-	-	-	-	-	26	18.2%	▲	26

Type of Court: Circuit

Locale/Circuit: Roanoke County 23

Start/End Date: Jan-13 / Mar-14

Type of Case: Filings

AVG. Month: 412

2013 AVG Month: 416

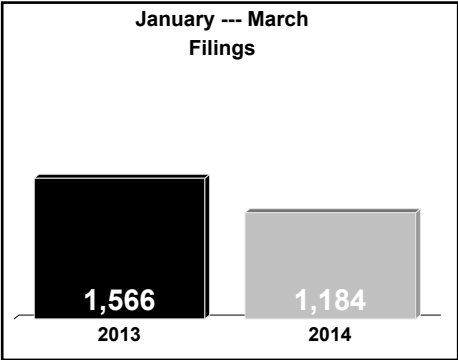
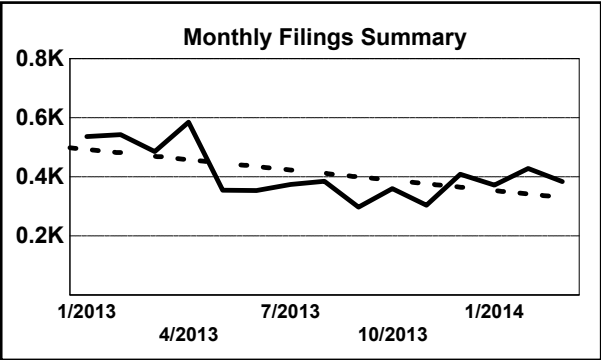
2014 AVG Month: 395

Jan-Mar 2013: 1,566

Jan-Mar 2014: 1,184

Filings Trending: Downward ▼

D
a
s
h
b
o
a
r
d



	Jan	Feb	Mar	Apr	May	Jun	Jul	Aug	Sep	Oct	Nov	Dec	Thru Mar	% Change	Trending	Total
2013	537	543	486	585	355	354	374	385	298	360	304	409	1,566			4,990
2014	372	428	384	-	-	-	-	-	-	-	-	-	1,184	-24.4%	▼	1,184

		Jan	Feb	Mar	Apr	May	Jun	Jul	Aug	Sep	Oct	Nov	Dec	Thru Mar	% Change	Trending	Total
Administrative Law	2013	-	1	-	-	-	1	-	-	1	-	-	1	1			4
	2014	-	1	-	-	-	-	-	-	-	-	-	-	1	0.0%	↔	1
Contested Divorce	2013	13	15	15	15	9	11	8	7	8	15	8	5	43			129
	2014	12	7	11	-	-	-	-	-	-	-	-	-	30	-30.2%	▼	30
Domestic and Family - Level 1	2013	10	3	3	12	8	8	9	15	10	11	5	16	16			110
	2014	10	20	6	-	-	-	-	-	-	-	-	-	36	125.0%	▲	36
Domestic and Family - Level 2	2013	1	5	1	4	4	8	1	5	4	7	8	-	7			48
	2014	3	3	6	-	-	-	-	-	-	-	-	-	12	71.4%	▲	12
General Civil - Level 1	2013	1	-	1	1	-	-	1	-	1	2	1	-	2			8
	2014	1	-	1	-	-	-	-	-	-	-	-	-	2	0.0%	↔	2
General Civil - Level 2	2013	5	13	14	13	14	7	16	14	8	13	2	13	32			132
	2014	14	6	10	-	-	-	-	-	-	-	-	-	30	-6.3%	▼	30
General Civil - Level 3	2013	4	5	1	8	22	13	9	5	2	13	3	1	10			86
	2014	8	5	5	-	-	-	-	-	-	-	-	-	18	80.0%	▲	18
Miscellaneous	2013	358	280	245	188	159	114	140	176	144	155	162	200	883			2,321
	2014	211	184	199	-	-	-	-	-	-	-	-	-	594	-32.7%	▼	594
Misdemeanor	2013	25	56	28	51	30	36	44	39	29	21	21	32	109			412
	2014	27	30	31	-	-	-	-	-	-	-	-	-	88	-19.3%	▼	88
Non-Capital Felonies and Related Matters	2013	81	137	139	248	72	111	98	92	55	94	62	112	357			1,301
	2014	57	125	79	-	-	-	-	-	-	-	-	-	261	-26.9%	▼	261
Other	2013	1	1	5	4	2	4	3	2	2	-	3	1	7			28
	2014	1	3	2	-	-	-	-	-	-	-	-	-	6	-14.3%	▼	6
Other Criminally Related Matters	2013	8	11	6	5	12	13	7	5	10	5	13	8	25			103
	2014	8	11	7	-	-	-	-	-	-	-	-	-	26	4.0%	▲	26
Probates/Wills and Trusts - Level 1	2013	1	-	-	-	-	1	-	-	1	-	-	-	1			3
	2014	-	1	1	-	-	-	-	-	-	-	-	-	2	100.0%	▲	2
Probates/Wills and Trusts - Level 2	2013	4	3	3	8	4	5	9	2	4	1	3	5	10			51
	2014	1	8	3	-	-	-	-	-	-	-	-	-	12	20.0%	▲	12
Uncontested Divorce	2013	25	13	25	28	19	22	29	23	19	23	13	15	63			254
	2014	19	24	23	-	-	-	-	-	-	-	-	-	66	4.8%	▲	66

Type of Court: Circuit

Locale/Circuit: Roanoke 23

Start/End Date: Jan-13 / Mar-14

Type of Case: Filings

AVG. Month: 476

2013 AVG Month: 477

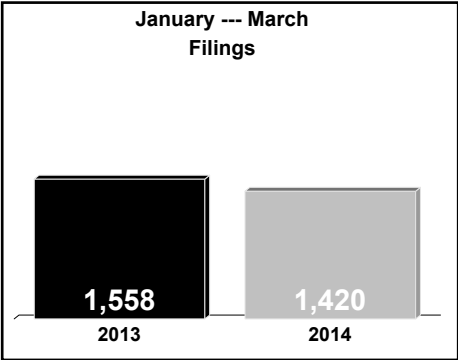
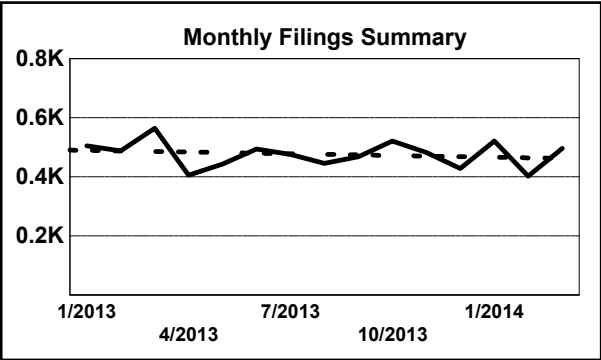
2014 AVG Month: 473

Jan-Mar 2013: 1,558

Jan-Mar 2014: 1,420

Filings Trending: Downward ▼

D
a
s
h
b
o
a
r
d

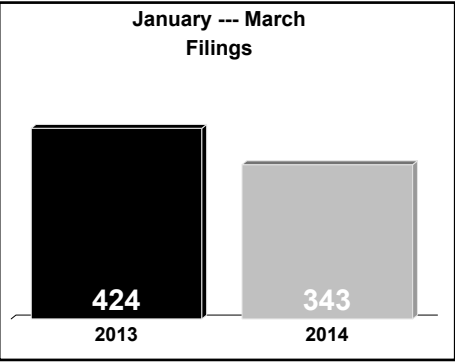
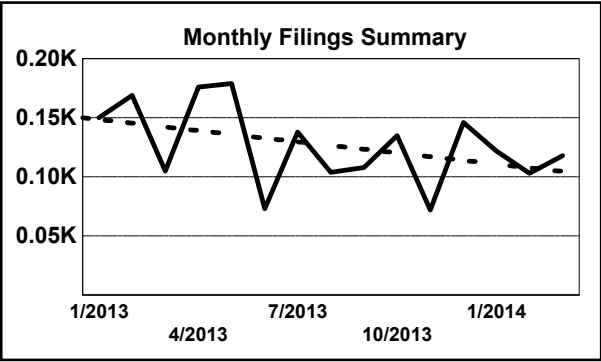


	Jan	Feb	Mar	Apr	May	Jun	Jul	Aug	Sep	Oct	Nov	Dec	Thru Mar	% Change	Trending	Total
2013	505	488	565	406	444	494	476	446	469	521	482	428	1,558			5,724
2014	521	402	497	-	-	-	-	-	-	-	-	-	1,420	-8.9%	▼	1,420

		Jan	Feb	Mar	Apr	May	Jun	Jul	Aug	Sep	Oct	Nov	Dec	Thru Mar	% Change	Trending	Total
Administrative Law	2013	-	-	1	1	-	-	-	-	1	-	-	-	1			3
	2014	-	1	1	-	-	-	-	-	-	-	-	-	2	100.0%	▲	2
Capital Murder	2013	-	-	-	-	-	-	-	-	-	-	1	-	0	0.0%	↔	1
Contested Divorce	2013	15	13	6	16	11	13	11	5	14	8	17	12	34			141
	2014	8	10	14	-	-	-	-	-	-	-	-	-	32	-5.9%	▼	32
Domestic and Family - Level 1	2013	3	8	15	10	17	30	17	29	27	14	28	15	26			213
	2014	25	16	15	-	-	-	-	-	-	-	-	-	56	115.4%	▲	56
Domestic and Family - Level 2	2013	-	4	5	4	4	4	4	1	3	5	-	1	9			35
	2014	2	5	5	-	-	-	-	-	-	-	-	-	12	33.3%	▲	12
General Civil - Level 1	2013	11	6	11	5	11	4	6	4	7	3	10	4	28			82
	2014	8	7	4	-	-	-	-	-	-	-	-	-	19	-32.1%	▼	19
General Civil - Level 2	2013	24	19	29	28	34	29	22	22	30	23	18	19	72			297
	2014	20	24	34	-	-	-	-	-	-	-	-	-	78	8.3%	▲	78
General Civil - Level 3	2013	13	7	11	4	5	16	18	20	9	6	7	3	31			119
	2014	14	5	14	-	-	-	-	-	-	-	-	-	33	6.5%	▲	33
Miscellaneous	2013	196	173	159	132	111	105	122	110	92	110	114	127	528			1,551
	2014	152	108	129	-	-	-	-	-	-	-	-	-	389	-26.3%	▼	389
Misdemeanor	2013	31	23	44	33	39	53	47	33	49	46	46	30	98			474
	2014	44	24	48	-	-	-	-	-	-	-	-	-	116	18.4%	▲	116
Non-Capital Felonies and Related Matters	2013	165	185	208	121	151	179	174	169	180	246	186	174	558			2,138
	2014	180	164	189	-	-	-	-	-	-	-	-	-	533	-4.5%	▼	533
Other	2013	5	1	1	3	5	3	2	-	-	3	3	1	7			27
	2014	5	2	4	-	-	-	-	-	-	-	-	-	11	57.1%	▲	11
Other Criminally Related Matters	2013	14	19	21	18	15	26	17	20	22	30	16	12	54			230
	2014	27	16	7	-	-	-	-	-	-	-	-	-	50	-7.4%	▼	50
Probates/Wills and Trusts	2013	-	-	-	-	-	1	-	1	-	-	-	-	0			2
Probates/Wills and Trusts - Level 2	2013	1	1	3	3	4	4	6	5	4	5	1	5	5	0.0%	↔	42
	2014	5	2	-	-	-	-	-	-	-	-	-	-	7	40.0%	▲	7
Uncontested Divorce	2013	27	29	51	28	37	27	30	27	31	22	35	25	107			369
	2014	31	18	33	-	-	-	-	-	-	-	-	-	82	-23.4%	▼	82

Type of Court: Circuit
Locale/Circuit: Salem 23
Start/End Date: Jan-13 / Mar-14
Type of Case: Filings
AVG. Month: 127
2013 AVG Month: 130
2014 AVG Month: 114
Jan-Mar 2013: 424
Jan-Mar 2014: 343
Filings Trending: Downward ▼

D
a
s
h
b
o
a
r
d



	Jan	Feb	Mar	Apr	May	Jun	Jul	Aug	Sep	Oct	Nov	Dec	Thru Mar	% Change	Trending	Total
2013	150	169	105	176	179	73	138	104	108	135	72	146	424			1,555
2014	122	103	118	-	-	-	-	-	-	-	-	-	343	-19.1%	▼	343

		Jan	Feb	Mar	Apr	May	Jun	Jul	Aug	Sep	Oct	Nov	Dec	Thru Mar	% Change	Trending	Total
Contested Divorce	2013	4	2	7	13	6	5	6	8	8	2	5	1	13			67
	2014	3	4	2	-	-	-	-	-	-	-	-	-	9	-30.8%	▼	9
Domestic and Family - Level 2	2013	1	-	-	1	-	-	1	-	2	-	-	-	1	0.0%	↔	5
	2014	1	-	-	-	-	-	-	-	-	-	-	-	1	0.0%	↔	1
General Civil - Level 1	2013	-	1	-	1	-	1	-	-	-	1	1	1	1	100.0%	▲	6
	2014	-	2	-	-	-	-	-	-	-	-	-	-	2	100.0%	▲	2
General Civil - Level 2	2013	7	1	4	6	4	3	5	4	5	3	3	7	12	75.0%	▲	52
	2014	8	10	3	-	-	-	-	-	-	-	-	-	21	75.0%	▲	21
General Civil - Level 3	2013	-	-	-	2	3	1	-	-	3	1	-	1	0	0.0%	↔	11
	2014	-	-	2	-	-	-	-	-	-	-	-	-	2	0.0%	↔	2
Miscellaneous	2013	74	59	45	65	41	25	29	37	35	33	21	33	178			497
	2014	47	55	40	-	-	-	-	-	-	-	-	-	142	-20.2%	▼	142
Misdemeanor	2013	14	13	13	13	17	3	7	11	9	10	5	7	40			122
	2014	6	1	12	-	-	-	-	-	-	-	-	-	19	-52.5%	▼	19
Non-Capital Felonies and Related Matters	2013	39	80	28	66	102	28	85	33	36	76	32	88	147			693
	2014	55	26	51	-	-	-	-	-	-	-	-	-	132	-10.2%	▼	132
Other Criminally Related Matters	2013	3	3	1	2	1	2	3	4	-	1	1	2	7			23
	2014	1	-	3	-	-	-	-	-	-	-	-	-	4	-42.9%	▼	4
Probates/Wills and Trusts	2013	-	-	-	-	1	-	-	-	-	-	-	-	0			1
Probates/Wills and Trusts - Level 2	2013	2	1	2	-	-	-	-	2	-	2	2	1	5	0.0%	↔	12
	2014	-	-	2	-	-	-	-	-	-	-	-	-	2	-60.0%	▼	2
Uncontested Divorce	2013	6	9	5	7	4	5	2	5	10	6	2	5	20			66
	2014	1	5	3	-	-	-	-	-	-	-	-	-	9	-55.0%	▼	9

Type of Court: Circuit

Locale/Circuit: Amherst 24

Start/End Date: Jan-13 / Mar-14

Type of Case: Filings

AVG. Month: 183

2013 AVG Month: 182

2014 AVG Month: 188

Jan-Mar 2013: 585

Jan-Mar 2014: 563

Filings Trending: Downward ▼

D

a

s

h

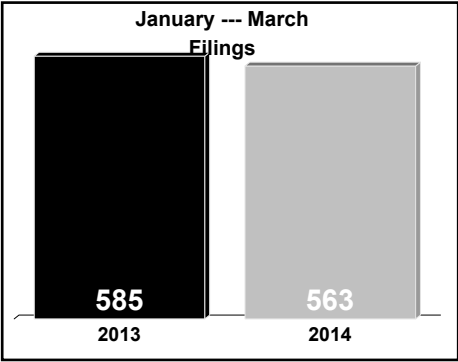
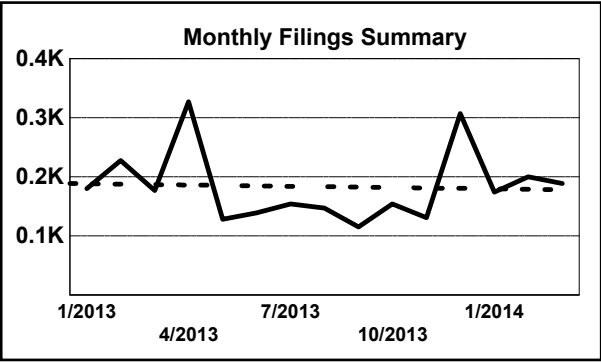
b

o

a

r

d



	Jan	Feb	Mar	Apr	May	Jun	Jul	Aug	Sep	Oct	Nov	Dec	Thru Mar	% Change	Trending	Total
2013	180	228	177	327	128	139	154	147	115	154	131	307	585			2,187
2014	174	200	189	-	-	-	-	-	-	-	-	-	563	-3.8%	▼	563

		Jan	Feb	Mar	Apr	May	Jun	Jul	Aug	Sep	Oct	Nov	Dec	Thru Mar	% Change	Trending	Total
Administrative Law	2013	-	-	-	2	-	1	1	-	-	-	-	-	0			4
Contested Divorce	2013	6	-	2	6	2	1	3	6	3	1	4	4	8	0.0%	↔	38
	2014	2	4	3	-	-	-	-	-	-	-	-	-	9	12.5%	▲	9
Domestic and Family - Level 1	2013	-	2	4	3	-	-	2	3	2	2	2	2	6			22
	2014	-	2	1	-	-	-	-	-	-	-	-	-	3	-50.0%	▼	3
Domestic and Family - Lev	2013	-	-	-	-	-	1	1	1	-	1	-	1	0			5
General Civil - Level 1	2013	2	-	-	1	-	-	1	-	-	1	-	-	2	0.0%	↔	5
	2014	-	1	-	-	-	-	-	-	-	-	-	-	1	-50.0%	▼	1
General Civil - Level 2	2013	2	2	3	3	6	1	6	4	9	5	2	3	7			46
	2014	8	2	4	-	-	-	-	-	-	-	-	-	14	100.0%	▲	14
General Civil - Level 3	2013	5	3	6	3	1	5	5	3	-	1	4	3	14			39
	2014	14	2	4	-	-	-	-	-	-	-	-	-	20	42.9%	▲	20
Miscellaneous	2013	114	135	112	88	58	53	54	52	52	66	69	86	361			939
	2014	91	85	95	-	-	-	-	-	-	-	-	-	271	-24.9%	▼	271
Misdemeanor	2013	5	18	11	8	13	3	15	18	8	13	6	14	34			132
	2014	10	11	10	-	-	-	-	-	-	-	-	-	31	-8.8%	▼	31
Non-Capital Felonies and Related Matters	2013	24	48	10	179	19	53	39	42	12	41	21	163	82			651
	2014	13	68	47	-	-	-	-	-	-	-	-	-	128	56.1%	▲	128
Other	2013	16	14	19	19	22	15	17	12	20	14	16	23	49			207
	2014	24	16	17	-	-	-	-	-	-	-	-	-	57	16.3%	▲	57
Other Criminally Related Matters	2013	2	-	2	6	1	2	-	-	3	3	2	3	4			24
	2014	3	5	3	-	-	-	-	-	-	-	-	-	11	175.0%	▲	11
Probates/Wills and Trusts	2014	-	2	-	-	-	-	-	-	-	-	-	-	2			2
Probates/Wills and Trusts	2013	-	1	1	-	1	1	2	-	-	3	1	-	2			10
Uncontested Divorce	2013	4	5	7	9	5	3	8	6	6	3	4	5	16			65
	2014	9	2	5	-	-	-	-	-	-	-	-	-	16	0.0%	↔	16

Type of Court: Circuit

Locale/Circuit: Bedford 24

Start/End Date: Jan-13 / Mar-14

Type of Case: Filings

AVG. Month: 362

2013 AVG Month: 372

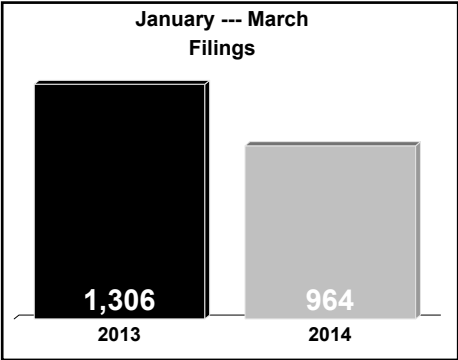
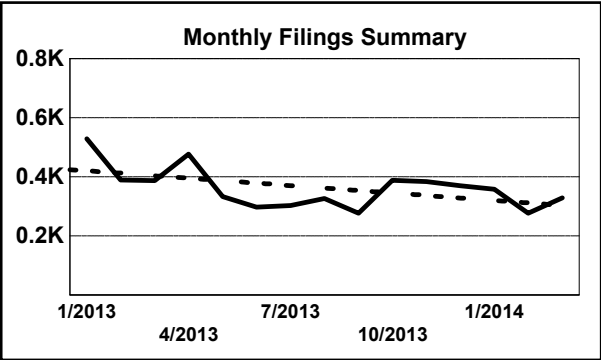
2014 AVG Month: 321

Jan-Mar 2013: 1,306

Jan-Mar 2014: 964

Filings Trending: Downward ▼

D
a
s
h
b
o
a
r
d



	Jan	Feb	Mar	Apr	May	Jun	Jul	Aug	Sep	Oct	Nov	Dec	Thru Mar	% Change	Trending	Total
2013	529	390	387	477	333	298	303	327	277	388	384	370	1,306			4,463
2014	358	277	329	-	-	-	-	-	-	-	-	-	964	-26.2%	▼	964

		Jan	Feb	Mar	Apr	May	Jun	Jul	Aug	Sep	Oct	Nov	Dec	Thru Mar	% Change	Trending	Total
Administrative Law	2013	-	-	-	1	1	-	1	1	-	-	-	-	0			4
	2014	-	1	-	-	-	-	-	-	-	-	-	-	1	0.0%	↔	1
Contested Divorce	2013	7	5	7	3	10	8	3	3	3	5	4	7	19			65
	2014	6	4	6	-	-	-	-	-	-	-	-	-	16	-15.8%	▼	16
Domestic and Family - Level 1	2013	13	-	4	10	6	11	2	5	7	9	4	17	17			88
	2014	2	3	9	-	-	-	-	-	-	-	-	-	14	-17.6%	▼	14
Domestic and Family - Level 2	2013	13	2	6	6	5	3	8	1	3	6	4	5	21			62
	2014	4	6	3	-	-	-	-	-	-	-	-	-	13	-38.1%	▼	13
General Civil - Level 1	2013	2	-	1	3	-	1	1	-	-	-	-	2	3			10
	2014	14	8	12	11	12	5	8	7	9	17	16	10	34			129
General Civil - Level 2	2013	14	8	12	11	12	5	8	7	9	17	16	10	34			129
	2014	8	11	12	-	-	-	-	-	-	-	-	-	31	-8.8%	▼	31
General Civil - Level 3	2013	2	1	2	3	7	9	2	7	2	5	4	5	5			49
	2014	10	6	11	-	-	-	-	-	-	-	-	-	27	440.0%	▲	27
Miscellaneous	2013	353	298	241	240	161	131	151	150	162	226	204	200	892			2,517
	2014	239	191	175	-	-	-	-	-	-	-	-	-	605	-32.2%	▼	605
Misdemeanor	2013	13	7	18	11	28	18	13	11	17	16	25	12	38			189
	2014	13	10	12	-	-	-	-	-	-	-	-	-	35	-7.9%	▼	35
Non-Capital Felonies and Related Matters	2013	74	45	52	158	70	90	69	103	28	68	83	84	171			924
	2014	50	20	62	-	-	-	-	-	-	-	-	-	132	-22.8%	▼	132
Other	2013	4	4	5	6	3	8	8	8	6	7	7	5	13			71
	2014	3	5	9	-	-	-	-	-	-	-	-	-	17	30.8%	▲	17
Other Criminally Related Matters	2013	16	-	25	6	9	1	16	9	29	9	14	7	41			141
	2014	3	5	7	-	-	-	-	-	-	-	-	-	15	-63.4%	▼	15
Probates/Wills and Trusts - Level 1	2013	1	-	-	-	-	-	-	-	-	-	-	-	1			1
	2014	-	1	-	-	-	-	-	-	-	-	-	-	1	0.0%	↔	1
Probates/Wills and Trusts - Level 2	2013	-	-	1	-	1	3	1	1	1	1	3	2	1			14
	2014	4	1	2	-	-	-	-	-	-	-	-	-	7	600.0%	▲	7
Uncontested Divorce	2013	17	20	13	19	20	10	20	21	10	19	16	14	50			199
	2014	16	13	21	-	-	-	-	-	-	-	-	-	50	0.0%	↔	50

Type of Court: Circuit

Locale/Circuit: Campbell 24

Start/End Date: Jan-13 / Mar-14

Type of Case: Filings

AVG. Month: 268

2013 AVG Month: 265

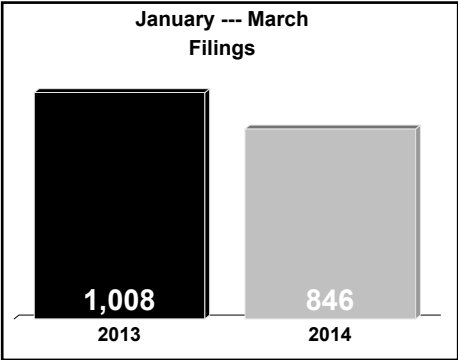
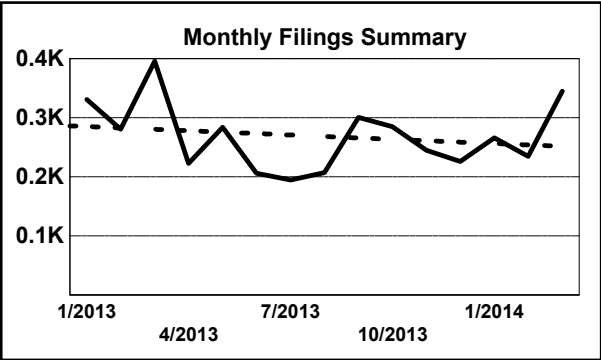
2014 AVG Month: 282

Jan-Mar 2013: 1,008

Jan-Mar 2014: 846

Filings Trending: Downward ▼

D
a
s
h
b
o
a
r
d



	Jan	Feb	Mar	Apr	May	Jun	Jul	Aug	Sep	Oct	Nov	Dec	Thru Mar	% Change	Trending	Total
2013	331	281	396	223	284	206	195	207	301	285	245	226	1,008			3,180
2014	266	235	345	-	-	-	-	-	-	-	-	-	846	-16.1%	▼	846

		Jan	Feb	Mar	Apr	May	Jun	Jul	Aug	Sep	Oct	Nov	Dec	Thru Mar	% Change	Trending	Total
Administrative Law	2013	-	-	-	-	-	-	1	1	1	-	-	3	0			6
	2014	1	-	-	-	-	-	-	-	-	-	-	-	1	0.0%	↔	1
Contested Divorce	2013	2	6	5	5	3	9	4	-	5	3	-	4	13			46
	2014	3	5	9	-	-	-	-	-	-	-	-	-	17	30.8%	▲	17
Domestic and Family - Level 1	2013	1	7	1	3	8	2	2	5	5	3	1	2	9			40
	2014	1	12	1	-	-	-	-	-	-	-	-	-	14	55.6%	▲	14
Domestic and Family - Level 2	2013	-	1	6	1	2	3	5	-	2	1	4	1	7			26
	2014	1	2	1	-	-	-	-	-	-	-	-	-	4	-42.9%	▼	4
General Civil - Level 1	2013	-	-	2	2	-	1	-	-	-	1	1	1	2			8
	2014	-	-	2	-	-	-	-	-	-	-	-	-	2	0.0%	↔	2
General Civil - Level 2	2013	3	5	6	7	10	8	10	7	5	4	11	11	14			87
	2014	6	3	9	-	-	-	-	-	-	-	-	-	18	28.6%	▲	18
General Civil - Level 3	2013	1	17	5	4	4	1	10	-	4	3	2	19	23			70
	2014	6	4	-	-	-	-	-	-	-	-	-	-	10	-56.5%	▼	10
Miscellaneous	2013	197	167	176	153	104	76	84	98	97	109	111	119	540			1,491
	2014	119	129	130	-	-	-	-	-	-	-	-	-	378	-30.0%	▼	378
Misdemeanor	2013	41	19	44	11	28	27	19	17	18	22	41	22	104			309
	2014	31	18	19	-	-	-	-	-	-	-	-	-	68	-34.6%	▼	68
Non-Capital Felonies and Related Matters	2013	74	42	118	17	106	72	35	62	137	119	55	24	234			861
	2014	74	32	152	-	-	-	-	-	-	-	-	-	258	10.3%	▲	258
Other	2013	4	4	11	4	7	1	9	2	7	6	6	5	19			66
	2014	5	10	4	-	-	-	-	-	-	-	-	-	19	0.0%	↔	19
Other Criminally Related Matters	2013	2	6	8	5	3	2	5	5	3	4	4	8	16			55
	2014	7	8	3	-	-	-	-	-	-	-	-	-	18	12.5%	▲	18
Probates/Wills and Trusts	2013	-	-	1	-	-	-	-	-	-	-	-	-	1			1
Probates/Wills and Trusts - Level 2	2013	-	-	1	1	1	1	1	3	-	-	1	-	1			9
	2014	-	2	1	-	-	-	-	-	-	-	-	-	3	200.0%	▲	3
Protective Orders	2014	1	-	-	-	-	-	-	-	-	-	-	-	1			1
Uncontested Divorce	2013	6	7	12	10	8	3	10	7	17	10	8	7	25			105
	2014	11	10	14	-	-	-	-	-	-	-	-	-	35	40.0%	▲	35

Type of Court: Circuit

Locale/Circuit: Nelson 24

Start/End Date: Jan-13 / Mar-14

Type of Case: Filings

AVG. Month: 67

2013 AVG Month: 64

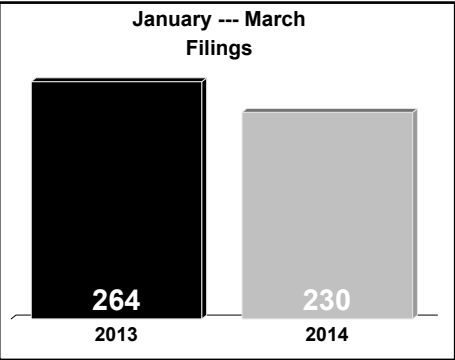
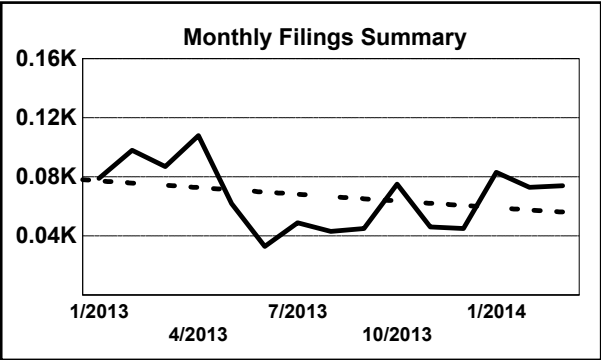
2014 AVG Month: 77

Jan-Mar 2013: 264

Jan-Mar 2014: 230

Filings Trending: Downward ▼

D
a
s
h
b
o
a
r
d



	Jan	Feb	Mar	Apr	May	Jun	Jul	Aug	Sep	Oct	Nov	Dec	Thru Mar	% Change	Trending	Total
2013	79	98	87	108	62	33	49	43	45	75	46	45	264			770
2014	83	73	74	-	-	-	-	-	-	-	-	-	230	-12.9%	▼	230

		Jan	Feb	Mar	Apr	May	Jun	Jul	Aug	Sep	Oct	Nov	Dec	Thru Mar	% Change	Trending	Total
Contested Divorce	2013	-	2	2	2	-	1	3	-	-	2	2	-	4			14
	2014	5	-	2	-	-	-	-	-	-	-	-	-	7	75.0%	▲	7
Domestic and Family - Level 1	2013	-	10	-	-	3	8	2	-	-	-	-	-	10			23
	2014	-	-	4	-	-	-	-	-	-	-	-	-	4	-60.0%	▼	4
Domestic and Family - Level 2	2013	-	1	2	-	-	1	-	-	-	-	-	-	3			4
	2014	-	-	1	-	-	-	-	-	-	-	-	-	1	-66.7%	▼	1
General Civil - Level 1	2013	-	-	-	-	-	-	-	-	-	-	-	1	0			1
	2014	2	-	-	-	-	-	-	-	-	-	-	-	2	0.0%	↔	2
General Civil - Level 2	2013	1	-	1	1	2	-	-	-	2	1	2	1	2			11
	2014	2	2	1	-	-	-	-	-	-	-	-	-	5	150.0%	▲	5
General Civil - Level 3	2013	1	3	3	1	5	2	10	-	1	4	1	1	7			32
	2014	12	8	2	-	-	-	-	-	-	-	-	-	22	214.3%	▲	22
Miscellaneous	2013	53	64	29	41	34	17	19	31	27	28	22	23	146			388
	2014	36	46	40	-	-	-	-	-	-	-	-	-	122	-16.4%	▼	122
Misdemeanor	2013	11	3	2	4	2	-	1	-	4	6	4	5	16			42
	2014	6	4	3	-	-	-	-	-	-	-	-	-	13	-18.8%	▼	13
Non-Capital Felonies and Related Matters	2013	10	11	42	54	11	-	3	8	9	27	11	4	63			190
	2014	19	12	17	-	-	-	-	-	-	-	-	-	48	-23.8%	▼	48
Other	2013	2	1	3	-	-	1	-	2	-	1	-	2	6			12
	2014	-	-	1	-	-	-	-	-	-	-	-	-	1	-83.3%	▼	1
Other Criminally Related Matters	2013	-	1	1	2	2	2	4	2	1	3	1	3	2			22
	2014	-	-	1	-	-	-	-	-	-	-	-	-	1	-50.0%	▼	1
Probates/Wills and Trusts	2013	-	-	-	-	-	-	-	-	-	-	-	1	0			1
Probates/Wills and Trusts - Level 2	2013	-	-	-	-	-	1	-	-	-	-	-	1	0	0.0%	↔	2
	2014	1	-	-	-	-	-	-	-	-	-	-	-	1	0.0%	↔	1
Uncontested Divorce	2013	1	2	2	3	3	-	7	-	1	3	3	3	5			28
	2014	-	1	2	-	-	-	-	-	-	-	-	-	3	-40.0%	▼	3

Type of Court: Circuit

Locale/Circuit: Lynchburg 24

Start/End Date: Jan-13 / Mar-14

Type of Case: Filings

AVG. Month: 384

2013 AVG Month: 385

2014 AVG Month: 382

Jan-Mar 2013: 1,374

Jan-Mar 2014: 1,146

Filings Trending: Downward ▼

D

a

s

h

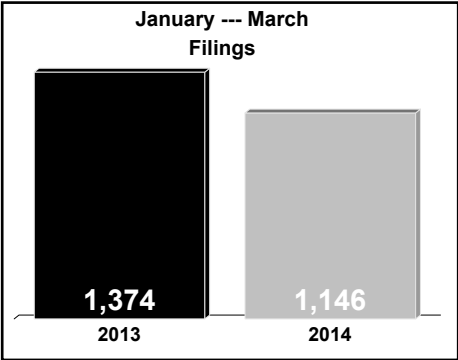
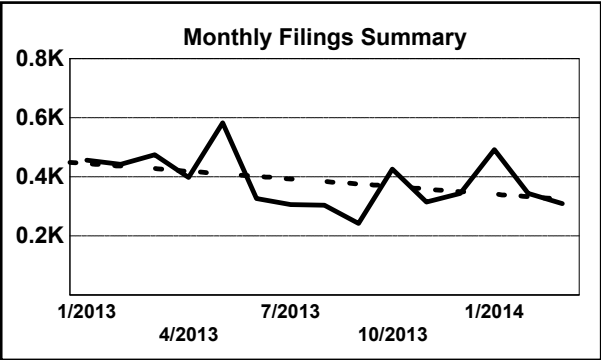
b

o

a

r

d



	Jan	Feb	Mar	Apr	May	Jun	Jul	Aug	Sep	Oct	Nov	Dec	Thru Mar	% Change	Trending	Total
2013	457	442	475	398	583	327	306	304	242	426	315	344	1,374			4,619
2014	492	344	310	-	-	-	-	-	-	-	-	-	1,146	-16.6%	▼	1,146

		Jan	Feb	Mar	Apr	May	Jun	Jul	Aug	Sep	Oct	Nov	Dec	Thru Mar	% Change	Trending	Total
Administrative Law	2013	-	-	1	1	1	-	-	1	1	-	1	-	1			6
	2014	1	-	1	-	-	-	-	-	-	-	-	-	2	100.0%	▲	2
Contested Divorce	2013	13	15	14	17	11	15	7	9	11	14	7	14	42	4.8%	▲	147
	2014	13	13	18	-	-	-	-	-	-	-	-	-	44			44
Domestic and Family - Level 1	2013	26	16	9	8	32	8	10	16	5	2	17	22	51			171
	2014	67	8	11	-	-	-	-	-	-	-	-	-	86	68.6%	▲	86
Domestic and Family - Level 2	2013	4	2	3	3	4	4	2	5	6	6	1	2	9			42
	2014	-	2	5	-	-	-	-	-	-	-	-	-	7	-22.2%	▼	7
General Civil - Level 1	2013	4	1	7	9	3	1	2	-	5	3	3	4	12			42
	2014	1	2	1	-	-	-	-	-	-	-	-	-	4	-66.7%	▼	4
General Civil - Level 2	2013	15	8	23	4	25	15	11	8	17	18	16	26	46			186
	2014	15	13	23	-	-	-	-	-	-	-	-	-	51	10.9%	▲	51
General Civil - Level 3	2013	7	5	15	8	13	10	9	8	5	14	6	12	27			112
	2014	8	11	8	-	-	-	-	-	-	-	-	-	27	0.0%	↔	27
Miscellaneous	2013	154	177	154	129	111	80	81	74	77	84	83	90	485			1,294
	2014	82	95	98	-	-	-	-	-	-	-	-	-	275	-43.3%	▼	275
Misdemeanor	2013	56	29	55	51	69	32	56	46	27	69	31	29	140			550
	2014	91	29	33	-	-	-	-	-	-	-	-	-	153	9.3%	▲	153
Non-Capital Felonies and Related Matters	2013	132	135	141	130	275	115	94	110	62	174	126	111	408			1,605
	2014	168	134	73	-	-	-	-	-	-	-	-	-	375	-8.1%	▼	375
Other	2013	3	4	4	3	4	1	1	2	2	6	2	2	11			34
	2014	4	1	4	-	-	-	-	-	-	-	-	-	9	-18.2%	▼	9
Other Criminally Related Matters	2013	6	7	3	9	7	11	7	3	4	4	5	4	16			70
	2014	10	5	4	-	-	-	-	-	-	-	-	-	19	18.8%	▲	19
Probates/Wills and Trusts	2013	1	-	-	-	-	-	-	-	-	-	-	-	1			1
Probates/Wills and Trusts - Level 2	2013	2	1	1	-	1	8	5	2	-	2	1	4	4			27
	2014	1	1	3	-	-	-	-	-	-	-	-	-	5	25.0%	▲	5
Protective Orders	2013	1	-	1	1	-	-	-	-	-	-	-	-	2			3
Uncontested Divorce	2013	33	42	44	25	27	27	21	20	20	30	16	24	119			329
	2014	31	30	28	-	-	-	-	-	-	-	-	-	89	-25.2%	▼	89

Type of Court: Circuit

Locale/Circuit: Alleghany 25

Start/End Date: Jan-13 / Mar-14

Type of Case: Filings

AVG. Month: 129

2013 AVG Month: 133

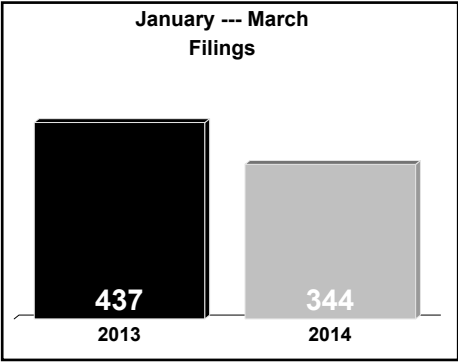
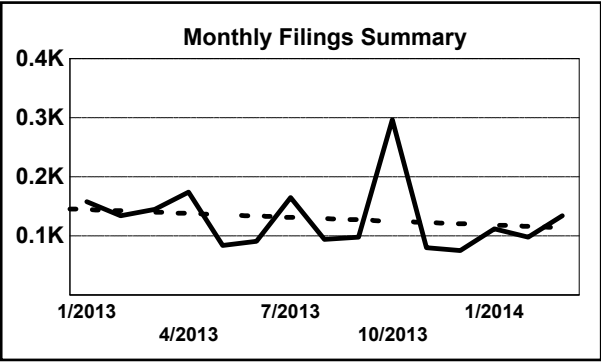
2014 AVG Month: 115

Jan-Mar 2013: 437

Jan-Mar 2014: 344

Filings Trending: Downward ▼

D
a
s
h
b
o
a
r
d



	Jan	Feb	Mar	Apr	May	Jun	Jul	Aug	Sep	Oct	Nov	Dec	Thru Mar	% Change	Trending	Total
2013	158	134	145	174	84	91	165	94	98	297	80	75	437			1,595
2014	112	98	134	-	-	-	-	-	-	-	-	-	344	-21.3%	▼	344

		Jan	Feb	Mar	Apr	May	Jun	Jul	Aug	Sep	Oct	Nov	Dec	Thru Mar	% Change	Trending	Total
Administrative Law	2013	1	-	-	-	-	-	-	1	-	-	-	-	1			2
Contested Divorce	2013	-	1	2	3	2	1	2	4	1	2	2	2	3			22
	2014	3	1	6	-	-	-	-	-	-	-	-	-	10	233.3%	▲	10
Domestic and Family - Level 1	2013	-	1	-	2	1	1	2	-	1	-	1	3	1			12
	2014	-	1	1	-	-	-	-	-	-	-	-	-	2	100.0%	▲	2
Domestic and Family - Level 2	2013	-	1	-	2	1	5	1	-	-	-	-	-	1			10
	2014	1	-	1	-	-	-	-	-	-	-	-	-	2	100.0%	▲	2
General Civil - Level 1	2013	-	-	-	-	1	-	-	-	-	-	-	2	0			3
	2014	-	1	-	-	-	-	-	-	-	-	-	-	1	0.0%	↔	1
General Civil - Level 2	2013	1	3	4	7	-	4	-	3	1	2	3	-	8			28
	2014	4	1	3	-	-	-	-	-	-	-	-	-	8	0.0%	↔	8
General Civil - Level 3	2013	1	1	2	-	2	3	1	1	6	4	1	5	4			27
	2014	2	-	1	-	-	-	-	-	-	-	-	-	3	-25.0%	▼	3
Miscellaneous	2013	68	76	80	44	35	35	39	51	42	40	25	32	224			567
	2014	41	47	56	-	-	-	-	-	-	-	-	-	144	-35.7%	▼	144
Misdemeanor	2013	16	13	5	18	14	11	19	2	8	24	5	10	34			145
	2014	10	8	9	-	-	-	-	-	-	-	-	-	27	-20.6%	▼	27
Non-Capital Felonies and Related Matters	2013	62	22	40	87	16	24	92	18	27	212	32	14	124			646
	2014	43	31	35	-	-	-	-	-	-	-	-	-	109	-12.1%	▼	109
Other	2013	3	2	2	2	1	4	2	4	2	3	2	-	7			27
	2014	3	3	5	-	-	-	-	-	-	-	-	-	11	57.1%	▲	11
Other Criminally Related Matters	2013	2	1	-	1	1	-	2	2	3	3	-	3	3			18
	2014	-	1	2	-	-	-	-	-	-	-	-	-	3	0.0%	↔	3
Probates/Wills and Trusts	2014	-	-	1	-	-	-	-	-	-	-	-	-	1			1
Probates/Wills and Trusts - Level 2	2013	-	2	-	3	2	1	1	-	1	-	2	-	2			12
	2014	1	1	1	-	-	-	-	-	-	-	-	-	3	50.0%	▲	3
Protective Orders	2013	-	-	-	-	1	-	-	-	-	-	-	-	0			1
Uncontested Divorce	2013	4	11	10	5	7	2	4	8	6	7	7	4	25	0.0%	↔	75
	2014	4	3	13	-	-	-	-	-	-	-	-	-	20	-20.0%	▼	20

Type of Court: Circuit

Locale/Circuit: Augusta 25

Start/End Date: Jan-13 / Mar-14

Type of Case: Filings

AVG. Month: 377

2013 AVG Month: 364

2014 AVG Month: 432

Jan-Mar 2013: 1,450

Jan-Mar 2014: 1,295

Filings Trending: Downward ▼

D

a

s

h

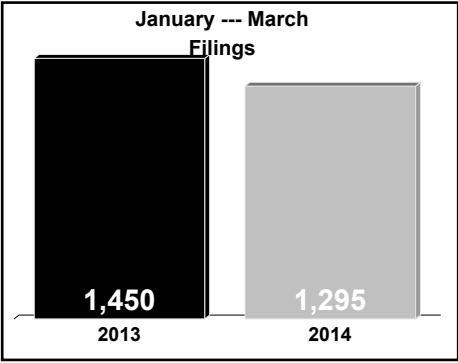
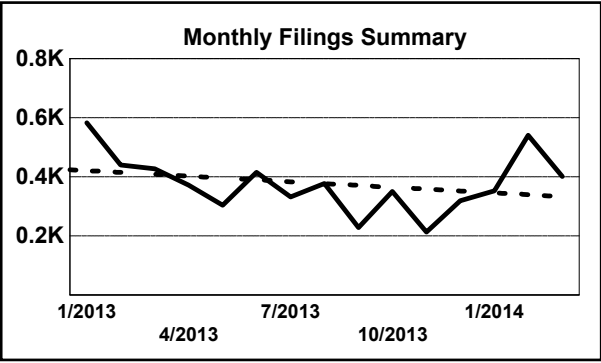
b

o

a

r

d

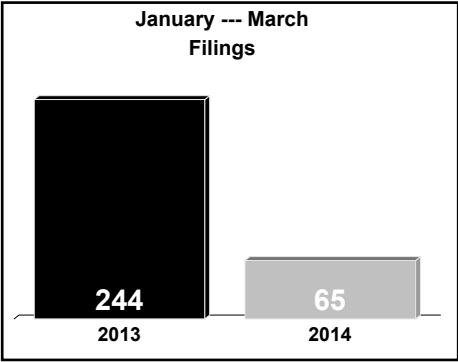
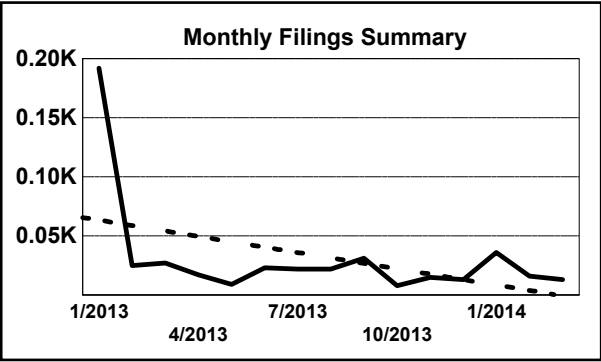


	Jan	Feb	Mar	Apr	May	Jun	Jul	Aug	Sep	Oct	Nov	Dec	Thru Mar	% Change	Trending	Total
2013	583	440	427	372	304	415	332	378	228	351	213	319	1,450			4,362
2014	353	541	401	-	-	-	-	-	-	-	-	-	1,295	-10.7%	▼	1,295

		Jan	Feb	Mar	Apr	May	Jun	Jul	Aug	Sep	Oct	Nov	Dec	Thru Mar	% Change	Trending	Total
Administrative Law	2013	1	-	-	-	2	-	1	-	1	-	-	1	1			6
	2014	-	1	-	-	-	-	-	-	-	-	-	-	1	0.0%	↔	1
Capital Murder	2014	3	-	-	-	-	-	-	-	-	-	-	-	3			3
Contested Divorce	2013	5	6	3	1	3	4	7	5	2	6	3	4	14			49
	2014	6	6	5	-	-	-	-	-	-	-	-	-	17	21.4%	▲	17
Domestic and Family - Level 1	2013	11	10	10	9	16	5	6	10	6	11	17	6	31			117
	2014	20	20	12	-	-	-	-	-	-	-	-	-	52	67.7%	▲	52
Domestic and Family - Level 2	2013	3	5	5	4	11	10	6	6	5	6	7	4	13			72
	2014	5	8	16	-	-	-	-	-	-	-	-	-	29	123.1%	▲	29
General Civil - Level 1	2013	-	-	1	-	-	-	1	1	-	-	-	2	1			5
	2014	-	1	1	-	-	-	-	-	-	-	-	-	2	100.0%	▲	2
General Civil - Level 2	2013	10	8	5	7	8	6	8	8	3	5	6	7	23			81
	2014	7	7	4	-	-	-	-	-	-	-	-	-	18	-21.7%	▼	18
General Civil - Level 3	2013	1	4	3	1	4	8	4	8	5	3	-	6	8			47
	2014	2	2	6	-	-	-	-	-	-	-	-	-	10	25.0%	▲	10
Miscellaneous	2013	357	282	221	172	145	95	139	136	116	127	126	149	860			2,065
	2014	186	246	229	-	-	-	-	-	-	-	-	-	661	-23.1%	▼	661
Misdemeanor	2013	14	12	5	4	5	3	11	9	7	5	10	9	31			94
	2014	7	9	8	-	-	-	-	-	-	-	-	-	24	-22.6%	▼	24
Non-Capital Felonies and Related Matters	2013	161	92	144	146	79	264	118	170	54	153	31	101	397			1,513
	2014	89	215	97	-	-	-	-	-	-	-	-	-	401	1.0%	▲	401
Other	2013	11	9	11	12	7	9	10	9	10	12	4	13	31			117
	2014	14	10	7	-	-	-	-	-	-	-	-	-	31	0.0%	↔	31
Other Criminally Related Matters	2013	3	-	2	1	3	-	3	4	4	2	3	3	5			28
	2014	2	1	2	-	-	-	-	-	-	-	-	-	5	0.0%	↔	5
Probates/Wills and Trusts - Level 1	2013	-	-	-	1	-	-	-	-	-	3	-	-	0			4
	2014	-	1	1	-	-	-	-	-	-	-	-	-	2	0.0%	↔	2
Probates/Wills and Trusts - Level 2	2013	-	-	3	1	1	1	1	3	2	1	1	3	3			17
	2014	1	-	-	-	-	-	-	-	-	-	-	-	1	-66.7%	▼	1
Protective Orders	2013	-	-	-	-	-	-	-	-	-	1	-	1	0			2
Uncontested Divorce	2013	6	12	14	13	20	10	17	9	13	16	5	10	32	0.0%	↔	145
	2014	11	14	13	-	-	-	-	-	-	-	-	-	38	18.8%	▲	38

Type of Court: Circuit
Locale/Circuit: Bath 25
Start/End Date: Jan-13 / Mar-14
Type of Case: Filings
AVG. Month: 31
2013 AVG Month: 34
2014 AVG Month: 22
Jan-Mar 2013: 244
Jan-Mar 2014: 65
Filings Trending: Downward ▼

D
a
s
h
b
o
a
r
d



	Jan	Feb	Mar	Apr	May	Jun	Jul	Aug	Sep	Oct	Nov	Dec	Thru Mar	% Change	Trending	Total
2013	192	25	27	17	9	23	22	22	31	8	15	13	244			404
2014	36	16	13	-	-	-	-	-	-	-	-	-	65	-73.4%	▼	65

		Jan	Feb	Mar	Apr	May	Jun	Jul	Aug	Sep	Oct	Nov	Dec	Thru Mar	% Change	Trending	Total
Contested Divorce	2013	-	-	1	-	1	-	1	1	-	1	-	2	1			7
	2014	-	2	-	-	-	-	-	-	-	-	-	-	2	100.0%	▲	2
Domestic and Family - Level 1	2013	-	-	-	-	-	-	1	-	-	-	-	-	0			1
	2014	1	1	-	-	-	-	-	-	-	-	-	-	2	0.0%	↔	2
General Civil - Level 1	2014	1	-	-	-	-	-	-	-	-	-	-	-	1			1
General Civil - Level 2	2013	1	1	-	-	-	-	-	-	-	-	3	-	2			5
General Civil - Level 3	2013	1	-	2	-	-	3	-	-	-	-	-	1	3			7
	2014	1	-	-	-	-	-	-	-	-	-	-	-	1	-66.7%	▼	1
Miscellaneous	2013	20	22	21	15	3	10	19	17	17	7	12	6	63			169
	2014	17	12	10	-	-	-	-	-	-	-	-	-	39	-38.1%	▼	39
Misdemeanor	2013	1	-	-	1	-	-	-	1	4	-	-	-	1			7
	2014	5	-	1	-	-	-	-	-	-	-	-	-	6	500.0%	▲	6
Non-Capital Felonies and Related Matters	2013	167	1	-	-	-	10	1	2	9	-	-	4	168			194
	2014	10	-	-	-	-	-	-	-	-	-	-	-	10	-94.0%	▼	10
Other Criminally Related Matters	2013	-	1	-	-	-	-	-	-	-	-	-	-	1			1
	2014	-	-	1	-	-	-	-	-	-	-	-	-	1	0.0%	↔	1
Probates/Wills and Trusts	2013	-	-	-	-	2	-	-	-	-	-	-	-	0			2
Probates/Wills and Trusts	2013	-	-	-	-	1	-	-	-	-	-	-	-	0	0.0%	↔	1
Uncontested Divorce	2013	2	-	3	1	2	-	-	1	1	-	-	-	5	0.0%	↔	10
	2014	1	1	1	-	-	-	-	-	-	-	-	-	3	-40.0%	▼	3

Type of Court: Circuit

Locale/Circuit: Botetourt 25

Start/End Date: Jan-13 / Mar-14

Type of Case: Filings

AVG. Month: 176

2013 AVG Month: 176

2014 AVG Month: 175

Jan-Mar 2013: 677

Jan-Mar 2014: 526

Filings Trending: Downward ▼

D

a

s

h

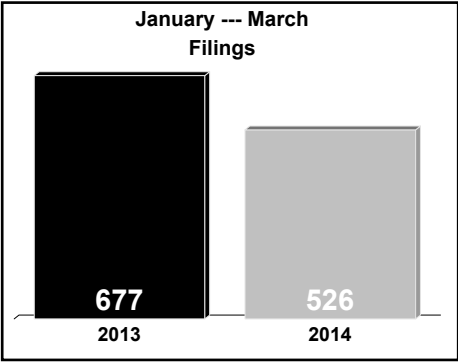
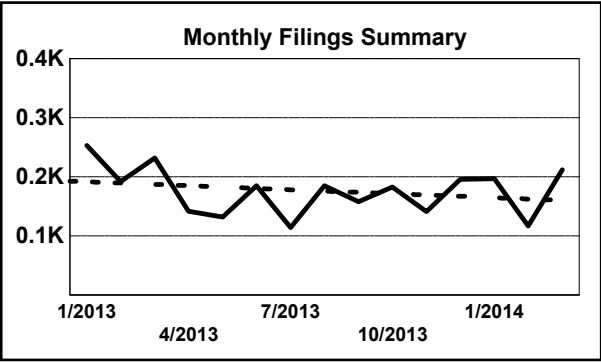
b

o

a

r

d

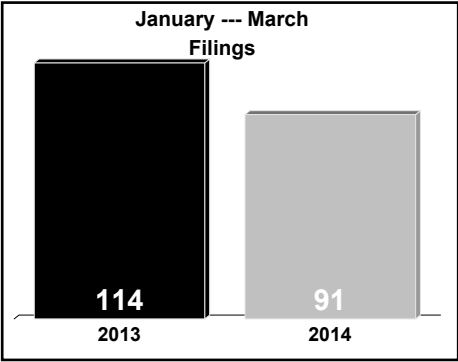
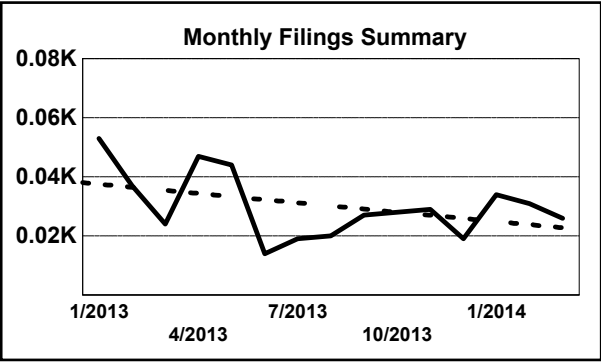


	Jan	Feb	Mar	Apr	May	Jun	Jul	Aug	Sep	Oct	Nov	Dec	Thru Mar	% Change	Trending	Total
2013	253	192	232	142	132	185	114	185	158	183	141	196	677			2,113
2014	197	117	212	-	-	-	-	-	-	-	-	-	526	-22.3%	▼	526

		Jan	Feb	Mar	Apr	May	Jun	Jul	Aug	Sep	Oct	Nov	Dec	Thru Mar	% Change	Trending	Total
Contested Divorce	2013	2	3	5	1	2	4	2	2	4	2	2	3	10			32
	2014	3	2	-	-	-	-	-	-	-	-	-	-	5	-50.0%	▼	5
Domestic and Family - Level 1	2013	1	2	-	24	-	10	1	3	4	2	4	1	3			52
	2014	5	2	-	-	-	-	-	-	-	-	-	-	7	133.3%	▲	7
Domestic and Family - Level 2	2013	2	1	1	1	1	3	1	1	3	1	-	1	4			16
	2014	1	-	2	-	-	-	-	-	-	-	-	-	3	-25.0%	▼	3
General Civil - Level 1	2013	-	-	1	-	1	1	-	-	-	-	-	-	1			3
	2014	-	1	1	-	-	-	-	-	-	-	-	-	2	100.0%	▲	2
General Civil - Level 2	2013	6	3	5	6	2	1	5	2	3	3	6	2	14			44
	2014	3	3	4	-	-	-	-	-	-	-	-	-	10	-28.6%	▼	10
General Civil - Level 3	2013	4	3	4	3	1	-	3	5	2	4	2	3	11			34
	2014	3	4	4	-	-	-	-	-	-	-	-	-	11	0.0%	↔	11
Miscellaneous	2013	167	124	106	76	74	61	61	63	105	84	79	94	397			1,094
	2014	121	76	100	-	-	-	-	-	-	-	-	-	297	-25.2%	▼	297
Misdemeanor	2013	18	11	18	3	14	19	9	15	7	18	11	11	47			154
	2014	12	6	18	-	-	-	-	-	-	-	-	-	36	-23.4%	▼	36
Non-Capital Felonies and Related Matters	2013	36	38	83	16	25	74	22	78	19	52	26	71	157			540
	2014	37	13	69	-	-	-	-	-	-	-	-	-	119	-24.2%	▼	119
Other	2013	-	-	-	-	1	-	-	-	-	1	-	-	0			2
Other Criminally Related Matters	2013	6	3	2	2	2	6	1	7	4	2	6	5	11	0.0%	↔	46
	2014	6	1	5	-	-	-	-	-	-	-	-	-	12	9.1%	▲	12
Probates/Wills and Trusts - Level 2	2013	-	1	1	-	-	-	-	2	-	2	1	2	2			9
	2014	-	-	1	-	-	-	-	-	-	-	-	-	1	-50.0%	▼	1
Uncontested Divorce	2013	11	3	6	10	9	6	9	7	7	12	4	3	20			87
	2014	6	9	8	-	-	-	-	-	-	-	-	-	23	15.0%	▲	23

Type of Court: Circuit
Locale/Circuit: Craig 25
Start/End Date: Jan-13 / Mar-14
Type of Case: Filings
AVG. Month: 30
2013 AVG Month: 30
2014 AVG Month: 30
Jan-Mar 2013: 114
Jan-Mar 2014: 91
Filings Trending: Downward ▼

D
a
s
h
b
o
a
r
d



	Jan	Feb	Mar	Apr	May	Jun	Jul	Aug	Sep	Oct	Nov	Dec	Thru Mar	% Change	Trending	Total
2013	53	37	24	47	44	14	19	20	27	28	29	19	114			361
2014	34	31	26	-	-	-	-	-	-	-	-	-	91	-20.2%	▼	91

		Jan	Feb	Mar	Apr	May	Jun	Jul	Aug	Sep	Oct	Nov	Dec	Thru Mar	% Change	Trending	Total
Contested Divorce	2013	1	-	1	-	3	1	-	-	-	2	2	-	2			10
Domestic and Family - Level 1	2013	6	1	-	23	2	-	1	-	1	-	2	2	7			38
	2014	1	2	3	-	-	-	-	-	-	-	-	-	6	-14.3%	▼	6
Domestic and Family - Lev	2013	-	-	-	1	-	-	-	-	-	-	-	-	0			1
General Civil - Level 2	2013	1	-	-	2	1	-	-	-	-	-	-	-	1	0.0%	↔	4
	2014	1	1	-	-	-	-	-	-	-	-	-	-	2	100.0%	▲	2
General Civil - Level 3	2013	-	-	-	-	1	1	-	-	1	-	-	-	0			3
	2014	1	1	-	-	-	-	-	-	-	-	-	-	2	0.0%	↔	2
Miscellaneous	2013	41	35	21	14	23	10	14	19	20	24	21	14	97			256
	2014	21	18	20	-	-	-	-	-	-	-	-	-	59	-39.2%	▼	59
Misdemeanor	2013	-	1	-	2	6	-	-	-	2	1	-	1	1			13
	2014	2	1	1	-	-	-	-	-	-	-	-	-	4	300.0%	▲	4
Non-Capital Felonies and Related Matters	2013	1	-	-	-	7	1	1	1	3	-	2	1	1			17
	2014	4	5	-	-	-	-	-	-	-	-	-	-	9	800.0%	▲	9
Other	2013	1	-	1	2	-	-	1	-	-	1	-	-	2			6
	2014	2	-	-	-	-	-	-	-	-	-	-	-	2	0.0%	↔	2
Other Criminally Related M	2013	-	-	-	1	-	-	-	-	-	-	-	-	0			1
Probates/Wills and Trusts	2013	-	-	-	-	-	1	-	-	-	-	-	-	0	0.0%	↔	1
Uncontested Divorce	2013	2	-	1	2	1	-	2	-	-	-	2	1	3	0.0%	↔	11
	2014	2	3	2	-	-	-	-	-	-	-	-	-	7	133.3%	▲	7

Type of Court: Circuit

Locale/Circuit: Highland 25

Start/End Date: Jan-13 / Mar-14

Type of Case: Filings

AVG. Month: 12

2013 AVG Month: 12

2014 AVG Month: 16

Jan-Mar 2013: 64

Jan-Mar 2014: 47

Filings Trending: Downward ▼

D

a

s

h

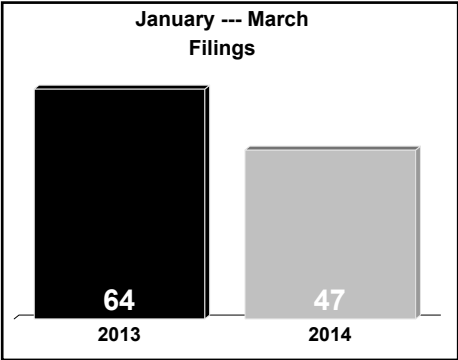
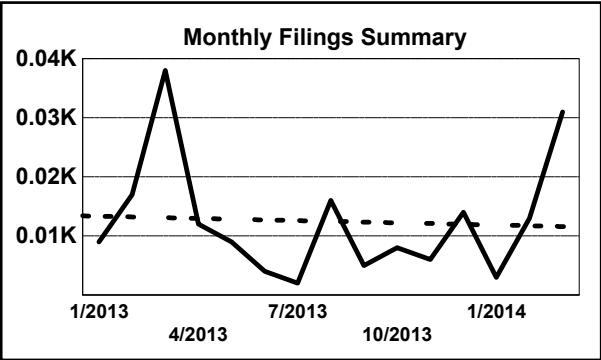
b

o

a

r

d



	Jan	Feb	Mar	Apr	May	Jun	Jul	Aug	Sep	Oct	Nov	Dec	Thru Mar	% Change	Trending	Total
2013	9	17	38	12	9	4	2	16	5	8	6	14	64			140
2014	3	13	31	-	-	-	-	-	-	-	-	-	47	-26.6%	▼	47

		Jan	Feb	Mar	Apr	May	Jun	Jul	Aug	Sep	Oct	Nov	Dec	Thru Mar	% Change	Trending	Total
Administrative Law	2013	-	-	-	-	-	-	-	-	-	-	-	1	0			1
Contested Divorce	2013	-	1	1	-	1	-	1	-	1	-	-	1	2	0.0%	↔	6
	2014	1	-	-	-	-	-	-	-	-	-	-	-	1	-50.0%	▼	1
General Civil - Level 2	2013	-	-	1	-	-	-	-	-	-	1	-	-	1			2
General Civil - Level 3	2013	-	-	2	-	-	-	-	-	-	-	-	-	2			2
Miscellaneous	2013	8	11	18	12	8	4	1	16	1	6	4	3	37			92
	2014	1	12	11	-	-	-	-	-	-	-	-	-	24	-35.1%	▼	24
Misdemeanor	2013	1	2	5	-	-	-	-	-	-	-	-	4	8			12
Non-Capital Felonies and Related Matters	2013	-	3	11	-	-	-	-	-	2	1	1	5	14			23
	2014	1	-	19	-	-	-	-	-	-	-	-	-	20	42.9%	▲	20
Uncontested Divorce	2013	-	-	-	-	-	-	-	-	1	-	1	-	0			2
	2014	-	1	1	-	-	-	-	-	-	-	-	-	2	0.0%	↔	2

Type of Court: Circuit

Locale/Circuit: Rockbridge 25

Start/End Date: Jan-13 / Mar-14

Type of Case: Filings

AVG. Month: 147

2013 AVG Month: 141

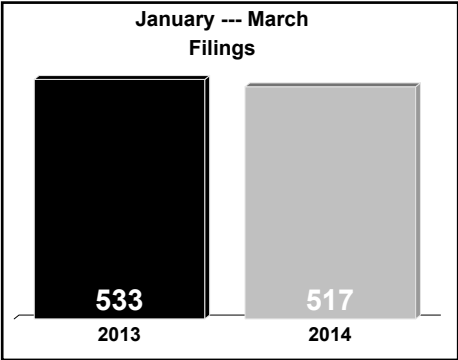
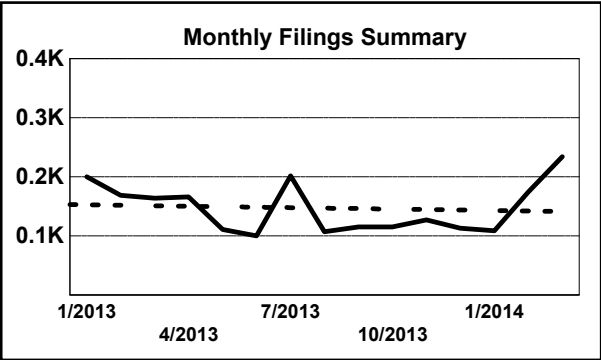
2014 AVG Month: 172

Jan-Mar 2013: 533

Jan-Mar 2014: 517

Filings Trending: Downward ▼

D
a
s
h
b
o
a
r
d

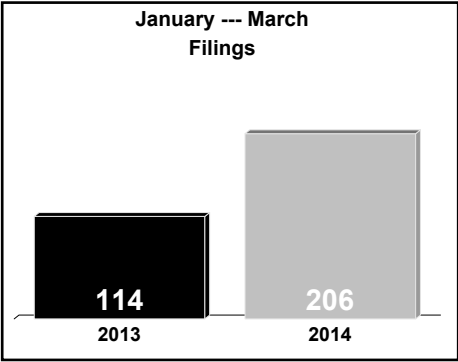
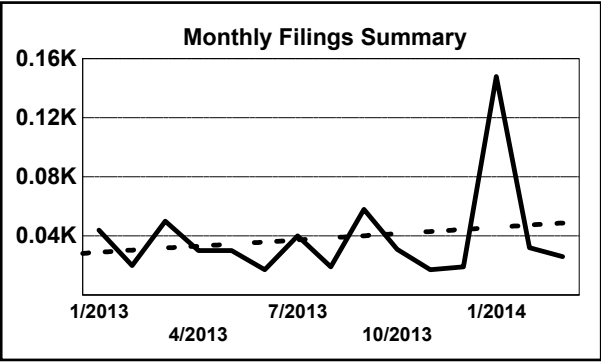


	Jan	Feb	Mar	Apr	May	Jun	Jul	Aug	Sep	Oct	Nov	Dec	Thru Mar	% Change	Trending	Total
2013	200	169	164	166	111	100	202	107	115	115	127	113	533			1,689
2014	109	174	234	-	-	-	-	-	-	-	-	-	517	-3.0%	▼	517

		Jan	Feb	Mar	Apr	May	Jun	Jul	Aug	Sep	Oct	Nov	Dec	Thru Mar	% Change	Trending	Total
Contested Divorce	2013	-	11	3	3	1	2	-	2	3	1	3	2	14			31
	2014	2	2	-	-	-	-	-	-	-	-	-	-	4	-71.4%	▼	4
Domestic and Family - Level 1	2013	4	1	1	5	2	-	3	1	3	2	2	5	6			29
	2014	-	1	1	-	-	-	-	-	-	-	-	-	2	-66.7%	▼	2
Domestic and Family - Level 2	2013	1	1	-	-	-	1	-	-	1	1	-	-	2			5
	2014	1	1	-	-	-	-	-	-	-	-	-	-	2	0.0%	↔	2
General Civil - Level 1	2013	-	1	-	-	-	-	-	1	-	1	-	-	1			3
	2014	-	1	-	-	-	-	-	-	-	-	-	-	1	0.0%	↔	1
General Civil - Level 2	2013	2	3	2	2	3	2	4	1	2	4	3	5	7			33
	2014	7	2	8	-	-	-	-	-	-	-	-	-	17	142.9%	▲	17
General Civil - Level 3	2013	5	6	4	2	5	4	1	-	2	1	6	2	15			38
	2014	2	4	5	-	-	-	-	-	-	-	-	-	11	-26.7%	▼	11
Miscellaneous	2013	85	61	49	52	51	38	49	44	43	30	48	53	195			603
	2014	40	57	93	-	-	-	-	-	-	-	-	-	190	-2.6%	▼	190
Misdemeanor	2013	19	29	31	31	10	13	21	15	24	19	18	22	79			252
	2014	13	18	19	-	-	-	-	-	-	-	-	-	50	-36.7%	▼	50
Non-Capital Felonies and Related Matters	2013	75	37	60	58	28	30	116	36	31	43	34	18	172			566
	2014	36	78	91	-	-	-	-	-	-	-	-	-	205	19.2%	▲	205
Other	2013	5	3	2	2	3	-	-	1	1	-	2	-	10			19
	2014	1	-	-	-	-	-	-	-	-	-	-	-	1	-90.0%	▼	1
Other Criminally Related Matters	2013	3	6	-	8	1	6	2	1	1	6	3	4	9			41
	2014	-	3	9	-	-	-	-	-	-	-	-	-	12	33.3%	▲	12
Probates/Wills and Trusts	2014	-	-	1	-	-	-	-	-	-	-	-	-	1			1
Probates/Wills and Trusts - Level 2	2013	-	1	2	-	-	-	-	1	-	2	1	-	3			7
	2014	1	1	-	-	-	-	-	-	-	-	-	-	2	-33.3%	▼	2
Uncontested Divorce	2013	1	9	10	3	7	4	6	4	4	5	7	2	20			62
	2014	6	6	7	-	-	-	-	-	-	-	-	-	19	-5.0%	▼	19

Type of Court: Circuit
Locale/Circuit: Buena Vista 25
Start/End Date: Jan-13 / Mar-14
Type of Case: Filings
AVG. Month: 39
2013 AVG Month: 31
2014 AVG Month: 69
Jan-Mar 2013: 114
Jan-Mar 2014: 206
Filings Trending: Upward ▲

D
a
s
h
b
o
a
r
d



	Jan	Feb	Mar	Apr	May	Jun	Jul	Aug	Sep	Oct	Nov	Dec	Thru Mar	% Change	Trending	Total
2013	44	20	50	30	30	17	40	19	58	31	17	19	114			375
2014	148	32	26	-	-	-	-	-	-	-	-	-	206	80.7%	▲	206

		Jan	Feb	Mar	Apr	May	Jun	Jul	Aug	Sep	Oct	Nov	Dec	Thru Mar	% Change	Trending	Total
Contested Divorce	2013	4	-	-	1	1	1	2	2	2	-	1	-	4			14
	2014	-	-	4	-	-	-	-	-	-	-	-	-	4	0.0%	↔	4
Domestic and Family - Level 1	2013	-	-	-	-	1	-	1	1	4	5	-	-	0			12
	2014	1	-	-	-	-	-	-	-	-	-	-	-	1	0.0%	↔	1
Domestic and Family - Lev	2014	-	-	1	-	-	-	-	-	-	-	-	-	1			1
General Civil - Level 2	2013	2	-	-	1	-	-	-	-	-	-	-	1	2			4
General Civil - Level 3	2013	-	-	-	-	-	-	-	-	-	-	1	1	0			2
Miscellaneous	2013	18	10	19	11	5	3	3	4	11	7	6	10	47	0.0%	↔	107
	2014	10	15	9	-	-	-	-	-	-	-	-	-	34	-27.7%	▼	34
Misdemeanor	2013	8	2	3	6	5	5	1	7	5	4	6	-	13			52
	2014	2	5	2	-	-	-	-	-	-	-	-	-	9	-30.8%	▼	9
Non-Capital Felonies and Related Matters	2013	9	6	24	9	16	5	31	4	33	14	2	5	39			158
	2014	132	9	8	-	-	-	-	-	-	-	-	-	149	282.1%	▲	149
Other Criminally Related Matters	2013	1	-	-	-	-	-	1	-	-	-	-	-	1			2
	2014	2	2	1	-	-	-	-	-	-	-	-	-	5	400.0%	▲	5
Probates/Wills and Trusts - Level 2	2013	-	1	-	-	-	-	-	-	1	-	1	-	1			3
	2014	1	1	-	-	-	-	-	-	-	-	-	-	2	100.0%	▲	2
Uncontested Divorce	2013	2	1	4	2	2	3	1	1	2	1	-	2	7			21
	2014	-	-	1	-	-	-	-	-	-	-	-	-	1	-85.7%	▼	1

Type of Court: Circuit

Locale/Circuit: Staunton 25

Start/End Date: Jan-13 / Mar-14

Type of Case: Filings

AVG. Month: 131

2013 AVG Month: 129

2014 AVG Month: 139

Jan-Mar 2013: 435

Jan-Mar 2014: 418

Filings Trending: Downward ▼

D

a

s

h

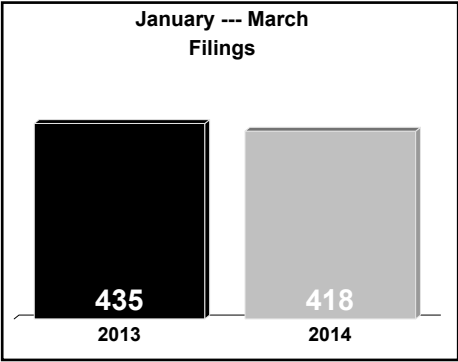
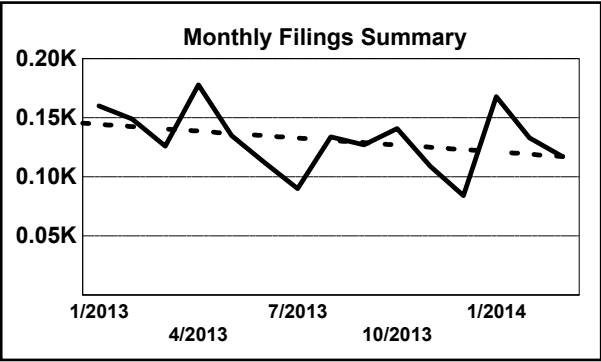
b

o

a

r

d



	Jan	Feb	Mar	Apr	May	Jun	Jul	Aug	Sep	Oct	Nov	Dec	Thru Mar	% Change	Trending	Total
2013	160	149	126	178	135	112	90	134	127	141	109	84	435			1,545
2014	168	133	117	-	-	-	-	-	-	-	-	-	418	-3.9%	▼	418

		Jan	Feb	Mar	Apr	May	Jun	Jul	Aug	Sep	Oct	Nov	Dec	Thru Mar	% Change	Trending	Total
Administrative Law	2013	-	-	-	-	1	-	-	-	-	-	-	-	0			1
Contested Divorce	2013	4	5	2	4	2	4	5	1	1	2	1	-	11	0.0%	↔	31
	2014	3	2	2	-	-	-	-	-	-	-	-	-	7	-36.4%	▼	7
Domestic and Family - Level 1	2013	-	2	1	16	2	5	1	1	2	5	4	3	3			42
	2014	5	1	3	-	-	-	-	-	-	-	-	-	9	200.0%	▲	9
Domestic and Family - Level 2	2013	-	-	1	-	1	-	-	1	1	-	1	1	1			6
	2014	-	-	2	-	-	-	-	-	-	-	-	-	2	100.0%	▲	2
General Civil - Level 1	2013	-	-	1	-	-	-	-	-	2	-	-	-	1			3
General Civil - Level 2	2013	2	-	-	3	2	1	3	1	1	2	2	3	2			20
	2014	1	1	2	-	-	-	-	-	-	-	-	-	4	100.0%	▲	4
General Civil - Level 3	2013	8	8	4	5	3	5	3	15	4	8	5	8	20			76
	2014	10	5	6	-	-	-	-	-	-	-	-	-	21	5.0%	▲	21
Miscellaneous	2013	43	54	44	35	23	21	24	36	18	35	23	31	141			387
	2014	29	42	46	-	-	-	-	-	-	-	-	-	117	-17.0%	▼	117
Misdemeanor	2013	5	19	12	11	7	9	11	11	8	21	17	3	36			134
	2014	25	11	5	-	-	-	-	-	-	-	-	-	41	13.9%	▲	41
Non-Capital Felonies and Related Matters	2013	92	43	42	95	78	57	30	53	77	58	48	30	177			703
	2014	80	56	39	-	-	-	-	-	-	-	-	-	175	-1.1%	▼	175
Other	2013	5	10	9	2	9	9	7	1	4	4	2	2	24			64
	2014	10	5	5	-	-	-	-	-	-	-	-	-	20	-16.7%	▼	20
Other Criminally Related Matters	2013	-	2	-	3	-	-	-	7	5	4	2	2	2			25
	2014	2	4	2	-	-	-	-	-	-	-	-	-	8	300.0%	▲	8
Probates/Wills and Trusts - Level 2	2013	-	2	-	-	1	-	1	1	-	-	1	1	2			7
	2014	1	-	-	-	-	-	-	-	-	-	-	-	1	-50.0%	▼	1
Protective Orders	2013	-	-	3	-	-	-	-	-	-	-	-	-	3			3
Uncontested Divorce	2013	1	4	7	4	6	1	5	6	4	2	3	-	12			43
	2014	2	6	5	-	-	-	-	-	-	-	-	-	13	8.3%	▲	13

Type of Court: Circuit

Locale/Circuit: Waynesboro 25

Start/End Date: Jan-13 / Mar-14

Type of Case: Filings

AVG. Month: 152

2013 AVG Month: 143

2014 AVG Month: 190

Jan-Mar 2013: 461

Jan-Mar 2014: 571

Filings Trending: Upward ▲

D

a

s

h

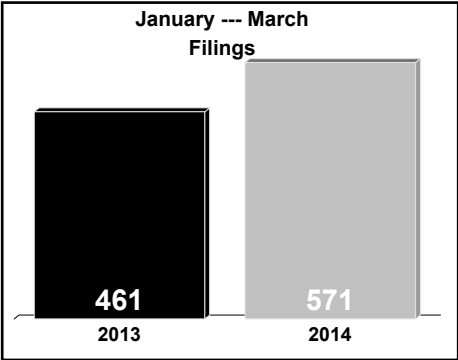
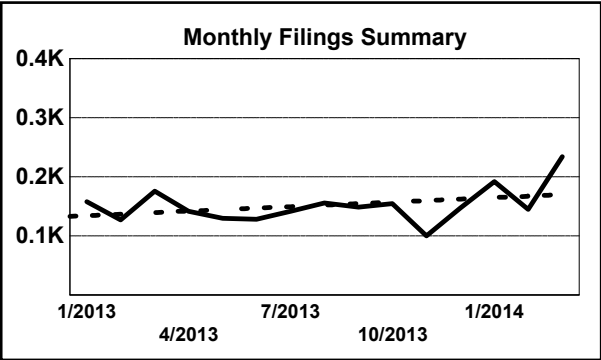
b

o

a

r

d

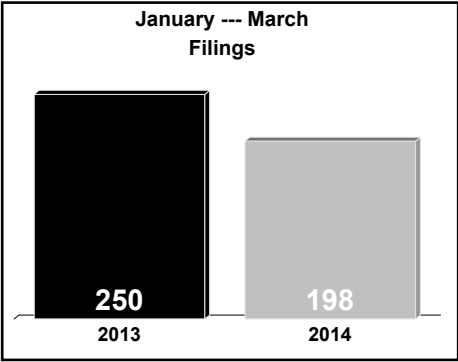
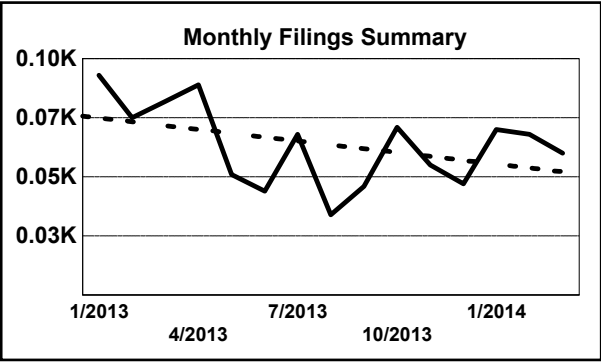


	Jan	Feb	Mar	Apr	May	Jun	Jul	Aug	Sep	Oct	Nov	Dec	Thru Mar	% Change	Trending	Total
2013	158	127	176	142	130	128	142	156	149	155	100	147	461			1,710
2014	192	145	234	-	-	-	-	-	-	-	-	-	571	23.9%	▲	571

		Jan	Feb	Mar	Apr	May	Jun	Jul	Aug	Sep	Oct	Nov	Dec	Thru Mar	% Change	Trending	Total
Administrative Law	2013	-	-	-	1	-	-	-	-	-	-	-	-	0			1
Contested Divorce	2013	8	6	12	16	2	6	6	10	7	12	10	9	26	0.0%	↔	104
	2014	7	7	23	-	-	-	-	-	-	-	-	-	37	42.3%	▲	37
Domestic and Family - Level 1	2013	2	4	4	4	6	2	9	4	3	-	4	4	10			46
	2014	2	-	1	-	-	-	-	-	-	-	-	-	3	-70.0%	▼	3
Domestic and Family - Level 2	2013	-	3	1	-	-	-	1	3	2	1	-	-	4			11
	2014	-	1	-	-	-	-	-	-	-	-	-	-	1	-75.0%	▼	1
General Civil - Level 1	2013	-	2	1	-	-	-	-	-	-	-	-	-	3			3
General Civil - Level 2	2013	2	-	2	2	-	1	1	4	3	1	2	1	4			19
	2014	1	2	2	-	-	-	-	-	-	-	-	-	5	25.0%	▲	5
General Civil - Level 3	2013	1	-	1	1	5	1	-	11	2	2	-	-	2			24
	2014	-	7	1	-	-	-	-	-	-	-	-	-	8	300.0%	▲	8
Miscellaneous	2013	57	36	27	34	20	21	26	13	29	33	16	23	120			335
	2014	24	45	52	-	-	-	-	-	-	-	-	-	121	0.8%	▲	121
Misdemeanor	2013	5	6	8	1	3	2	2	9	6	9	11	10	19			72
	2014	12	6	4	-	-	-	-	-	-	-	-	-	22	15.8%	▲	22
Non-Capital Felonies and Related Matters	2013	23	22	28	19	41	38	49	46	43	52	19	37	73			417
	2014	77	29	44	-	-	-	-	-	-	-	-	-	150	105.5%	▲	150
Other	2013	43	25	60	34	27	33	25	33	32	26	19	47	128			404
	2014	46	30	72	-	-	-	-	-	-	-	-	-	148	15.6%	▲	148
Other Criminally Related Matters	2013	-	-	-	1	2	2	2	1	2	-	2	2	0			14
	2014	-	1	3	-	-	-	-	-	-	-	-	-	4	0.0%	↔	4
Probates/Wills and Trusts - Level 2	2013	-	-	-	-	1	-	-	-	-	2	-	1	0			4
	2014	1	1	-	-	-	-	-	-	-	-	-	-	2	0.0%	↔	2
Uncontested Divorce	2013	17	23	32	29	23	22	21	22	20	17	17	13	72			256
	2014	22	16	32	-	-	-	-	-	-	-	-	-	70	-2.8%	▼	70

Type of Court: Circuit
Locale/Circuit: Clarke 26
Start/End Date: Jan-13 / Mar-14
Type of Case: Filings
AVG. Month: 64
2013 AVG Month: 63
2014 AVG Month: 66
Jan-Mar 2013: 250
Jan-Mar 2014: 198
Filings Trending: Downward ▼

D
a
s
h
b
o
a
r
d



	Jan	Feb	Mar	Apr	May	Jun	Jul	Aug	Sep	Oct	Nov	Dec	Thru Mar	% Change	Trending	Total
2013	93	75	82	89	51	44	68	34	46	71	55	47	250			755
2014	70	68	60	-	-	-	-	-	-	-	-	-	198	-20.8%	▼	198

		Jan	Feb	Mar	Apr	May	Jun	Jul	Aug	Sep	Oct	Nov	Dec	Thru Mar	% Change	Trending	Total
Contested Divorce	2013	3	1	2	5	2	1	3	2	1	3	3	1	6			27
	2014	3	1	1	-	-	-	-	-	-	-	-	-	5	-16.7%	▼	5
Domestic and Family - Level 1	2013	1	1	-	1	-	-	1	-	2	-	-	-	2			6
	2014	-	1	-	-	-	-	-	-	-	-	-	-	1	-50.0%	▼	1
Domestic and Family - Level 2	2013	-	-	-	2	1	-	-	1	1	1	-	-	0			6
	2014	1	1	-	-	-	-	-	-	-	-	-	-	2	0.0%	↔	2
General Civil - Level 2	2013	-	1	1	3	2	4	1	-	1	1	-	1	2			15
	2014	1	1	2	-	-	-	-	-	-	-	-	-	4	100.0%	▲	4
General Civil - Level 3	2013	1	-	-	1	1	1	-	-	-	1	2	2	1			9
	2014	-	1	1	-	-	-	-	-	-	-	-	-	2	100.0%	▲	2
Miscellaneous	2013	61	46	48	36	30	16	29	30	23	24	30	26	155			399
	2014	41	28	40	-	-	-	-	-	-	-	-	-	109	-29.7%	▼	109
Misdemeanor	2013	7	6	7	13	5	4	9	-	4	11	5	3	20			74
	2014	1	11	4	-	-	-	-	-	-	-	-	-	16	-20.0%	▼	16
Non-Capital Felonies and Related Matters	2013	18	8	22	22	7	14	23	-	6	25	11	10	48			166
	2014	9	13	8	-	-	-	-	-	-	-	-	-	30	-37.5%	▼	30
Other	2013	-	-	-	-	-	-	1	-	-	-	2	-	0			3
	2014	3	-	1	-	-	-	-	-	-	-	-	-	4	0.0%	↔	4
Other Criminally Related Matters	2013	-	2	-	1	1	1	1	-	3	3	-	1	2			13
	2014	5	6	1	-	-	-	-	-	-	-	-	-	12	500.0%	▲	12
Probates/Wills and Trusts	2014	1	-	-	-	-	-	-	-	-	-	-	-	1			1
Probates/Wills and Trusts	2013	-	3	-	-	-	-	-	-	1	-	-	-	3			4
Uncontested Divorce	2013	2	7	2	5	2	3	-	1	4	2	2	3	11			33
	2014	5	5	2	-	-	-	-	-	-	-	-	-	12	9.1%	▲	12

Type of Court: Circuit

Locale/Circuit: Frederick 26

Start/End Date: Jan-13 / Mar-14

Type of Case: Filings

AVG. Month: 405

2013 AVG Month: 408

2014 AVG Month: 395

Jan-Mar 2013: 1,494

Jan-Mar 2014: 1,185

Filings Trending: Downward ▼

D

a

s

h

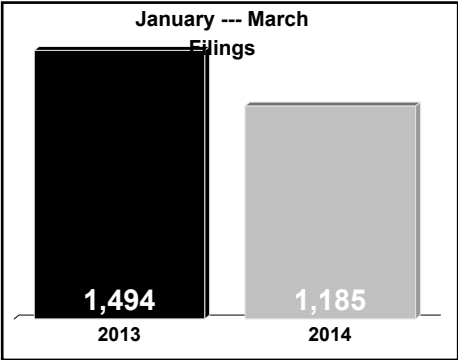
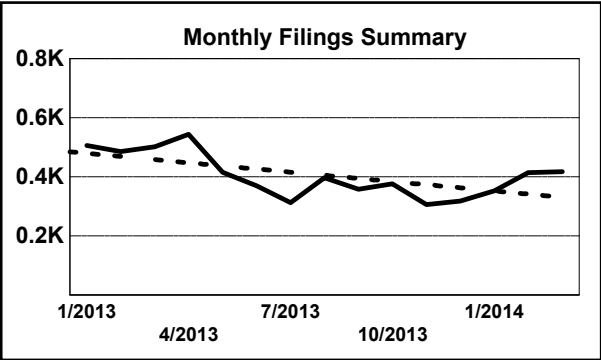
b

o

a

r

d



	Jan	Feb	Mar	Apr	May	Jun	Jul	Aug	Sep	Oct	Nov	Dec	Thru Mar	% Change	Trending	Total
2013	506	486	502	544	416	370	313	397	358	376	306	318	1,494			4,892
2014	353	414	418	-	-	-	-	-	-	-	-	-	1,185	-20.7%	▼	1,185

		Jan	Feb	Mar	Apr	May	Jun	Jul	Aug	Sep	Oct	Nov	Dec	Thru Mar	% Change	Trending	Total
Administrative Law	2013	1	-	-	-	-	1	-	-	-	-	1	-	1			3
Contested Divorce	2013	12	7	15	12	13	14	10	16	3	11	10	7	34			130
	2014	6	6	10	-	-	-	-	-	-	-	-	-	22	-35.3%	▼	22
Domestic and Family - Level 1	2013	2	7	5	7	2	7	6	2	6	2	4	4	14			54
	2014	-	1	4	-	-	-	-	-	-	-	-	-	5	-64.3%	▼	5
Domestic and Family - Level 2	2013	3	1	1	3	1	4	2	3	-	4	5	4	5			31
	2014	2	2	-	-	-	-	-	-	-	-	-	-	4	-20.0%	▼	4
General Civil - Level 1	2013	-	-	1	-	-	-	-	-	-	1	-	2	1			4
	2014	-	-	1	-	-	-	-	-	-	-	-	-	1	0.0%	↔	1
General Civil - Level 2	2013	15	7	3	11	9	5	7	9	8	8	5	7	25			94
	2014	7	7	8	-	-	-	-	-	-	-	-	-	22	-12.0%	▼	22
General Civil - Level 3	2013	2	2	2	2	7	8	3	4	3	3	7	1	6			44
	2014	3	1	3	-	-	-	-	-	-	-	-	-	7	16.7%	▲	7
Miscellaneous	2013	298	280	221	162	118	110	118	121	131	137	107	125	799			1,928
	2014	163	158	157	-	-	-	-	-	-	-	-	-	478	-40.2%	▼	478
Misdemeanor	2013	34	32	61	45	39	96	46	48	35	40	33	34	127			543
	2014	34	34	55	-	-	-	-	-	-	-	-	-	123	-3.1%	▼	123
Non-Capital Felonies and Related Matters	2013	97	113	149	261	189	92	94	172	147	131	113	114	359			1,672
	2014	117	178	147	-	-	-	-	-	-	-	-	-	442	23.1%	▲	442
Other	2013	-	-	1	-	-	-	-	1	-	-	-	1	1			3
	2014	-	1	-	-	-	-	-	-	-	-	-	-	1	0.0%	↔	1
Other Criminally Related Matters	2013	11	6	5	13	4	7	4	3	7	9	3	4	22			76
	2014	2	2	6	-	-	-	-	-	-	-	-	-	10	-54.5%	▼	10
Probates/Wills and Trusts - Level 2	2013	5	5	1	1	3	3	1	2	2	4	1	1	11			29
	2014	3	1	2	-	-	-	-	-	-	-	-	-	6	-45.5%	▼	6
Uncontested Divorce	2013	26	26	37	27	31	23	22	16	16	26	17	14	89			281
	2014	16	23	25	-	-	-	-	-	-	-	-	-	64	-28.1%	▼	64

Type of Court: Circuit

Locale/Circuit: Page 26

Start/End Date: Jan-13 / Mar-14

Type of Case: Filings

AVG. Month: 137

2013 AVG Month: 134

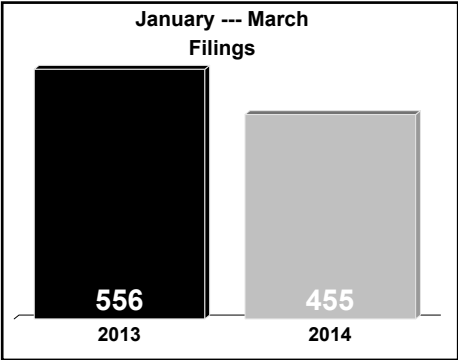
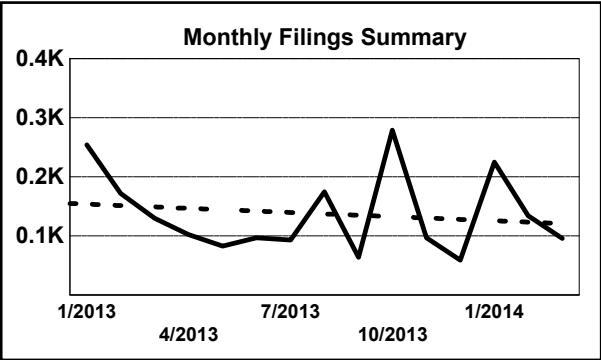
2014 AVG Month: 152

Jan-Mar 2013: 556

Jan-Mar 2014: 455

Filings Trending: Downward ▼

D
a
s
h
b
o
a
r
d



	Jan	Feb	Mar	Apr	May	Jun	Jul	Aug	Sep	Oct	Nov	Dec	Thru Mar	% Change	Trending	Total
2013	254	172	130	102	83	97	93	175	64	279	97	59	556			1,605
2014	225	134	96	-	-	-	-	-	-	-	-	-	455	-18.2%	▼	455

		Jan	Feb	Mar	Apr	May	Jun	Jul	Aug	Sep	Oct	Nov	Dec	Thru Mar	% Change	Trending	Total
Contested Divorce	2013	2	3	3	2	3	2	2	5	1	8	2	-	8			33
	2014	4	5	-	-	-	-	-	-	-	-	-	-	9	12.5%	▲	9
Domestic and Family - Level 1	2013	-	4	2	3	5	1	2	6	2	3	1	2	6	100.0%	▲	31
	2014	2	5	5	-	-	-	-	-	-	-	-	-	12			12
Domestic and Family - Level 2	2013	1	3	-	-	4	1	-	1	1	2	-	1	4			14
	2014	-	-	1	-	-	-	-	-	-	-	-	-	1	-75.0%	▼	1
General Civil - Level 1	2013	-	-	-	1	-	-	-	-	-	-	-	-	0			1
	2014	4	4	2	-	-	-	-	-	-	-	-	-	10	25.0%	▲	10
General Civil - Level 2	2013	2	4	2	3	-	3	2	1	5	4	4	6	8	0.0%	↔	36
	2014	4	4	2	-	-	-	-	-	-	-	-	-	10			10
General Civil - Level 3	2013	-	3	-	6	3	-	-	-	4	7	2	-	3			25
	2014	1	-	-	-	-	-	-	-	-	-	-	-	1	-66.7%	▼	1
Miscellaneous	2013	82	75	63	44	28	33	25	27	16	37	30	34	220			494
	2014	56	64	48	-	-	-	-	-	-	-	-	-	168	-23.6%	▼	168
Misdemeanor	2013	62	17	18	11	12	5	18	39	8	61	13	1	97			265
	2014	42	7	11	-	-	-	-	-	-	-	-	-	60	-38.1%	▼	60
Non-Capital Felonies and Related Matters	2013	90	48	35	19	22	39	34	87	22	147	36	9	173			588
	2014	106	38	22	-	-	-	-	-	-	-	-	-	166	-4.0%	▼	166
Other	2013	3	5	1	3	1	2	2	-	1	2	3	3	9			26
	2014	1	4	-	-	-	-	-	-	-	-	-	-	5	-44.4%	▼	5
Other Criminally Related Matters	2013	1	-	-	4	2	1	-	1	-	2	1	1	1			13
	2014	2	-	2	-	-	-	-	-	-	-	-	-	4	300.0%	▲	4
Probates/Wills and Trusts - Level 1	2013	1	-	1	-	-	-	-	-	-	1	-	-	2			3
	2014	-	-	2	-	-	-	-	-	-	-	-	-	2	0.0%	↔	2
Probates/Wills and Trusts - Level 2	2013	1	2	1	-	1	-	-	-	-	-	-	-	4			5
	2014	1	-	-	-	-	-	-	-	-	-	-	-	1	-75.0%	▼	1
Protective Orders	2013	-	1	-	1	1	-	-	-	-	-	-	-	1			3
	2014	-	1	-	-	-	-	-	-	-	-	-	-	1	0.0%	↔	1
Uncontested Divorce	2013	9	7	4	5	1	10	8	8	4	5	5	2	20			68
	2014	6	6	3	-	-	-	-	-	-	-	-	-	15	-25.0%	▼	15

Type of Court: Circuit

Locale/Circuit: Rockingham 26

Start/End Date: Jan-13 / Mar-14

Type of Case: Filings

AVG. Month: 602

2013 AVG Month: 585

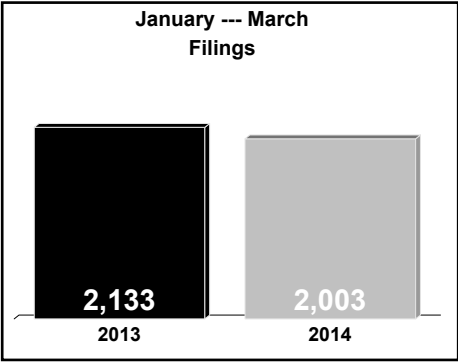
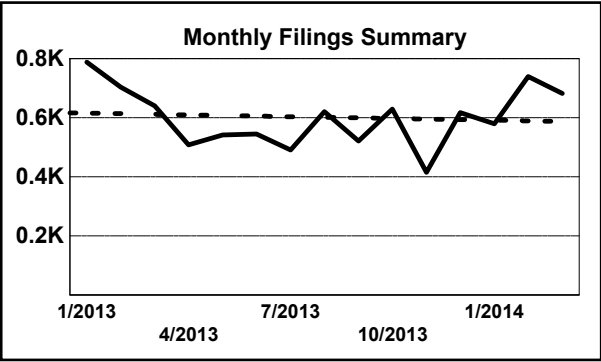
2014 AVG Month: 668

Jan-Mar 2013: 2,133

Jan-Mar 2014: 2,003

Filings Trending: Downward ▼

D
a
s
h
b
o
a
r
d



	Jan	Feb	Mar	Apr	May	Jun	Jul	Aug	Sep	Oct	Nov	Dec	Thru Mar	% Change	Trending	Total
2013	789	704	640	508	542	545	491	621	521	630	416	618	2,133			7,025
2014	580	740	683	-	-	-	-	-	-	-	-	-	2,003	-6.1%	▼	2,003

		Jan	Feb	Mar	Apr	May	Jun	Jul	Aug	Sep	Oct	Nov	Dec	Thru Mar	% Change	Trending	Total
Administrative Law	2013	-	-	1	-	3	-	-	-	2	-	-	-	1			6
Contested Divorce	2013	15	14	11	12	18	7	11	12	13	16	10	9	40			148
	2014	9	12	8	-	-	-	-	-	-	-	-	-	29	-27.5%	▼	29
Domestic and Family - Level 1	2013	7	6	9	5	6	14	5	9	4	3	16	2	22			86
	2014	6	3	14	-	-	-	-	-	-	-	-	-	23	4.5%	▲	23
Domestic and Family - Level 2	2013	8	4	7	2	5	7	4	9	2	3	1	7	19			59
	2014	3	5	1	-	-	-	-	-	-	-	-	-	9	-52.6%	▼	9
General Civil - Level 1	2013	2	-	-	-	1	1	3	3	-	4	-	2	2			16
	2014	1	-	-	-	-	-	-	-	-	-	-	-	1	-50.0%	▼	1
General Civil - Level 2	2013	14	11	14	17	16	13	12	22	14	10	7	8	39			158
	2014	13	18	20	-	-	-	-	-	-	-	-	-	51	30.8%	▲	51
General Civil - Level 3	2013	6	6	4	7	6	3	5	9	4	3	6	5	16			64
	2014	2	5	5	-	-	-	-	-	-	-	-	-	12	-25.0%	▼	12
Miscellaneous	2013	433	297	222	191	143	127	144	161	168	160	149	180	952			2,375
	2014	216	251	262	-	-	-	-	-	-	-	-	-	729	-23.4%	▼	729
Misdemeanor	2013	37	46	50	34	52	53	45	82	45	61	29	58	133			592
	2014	52	69	62	-	-	-	-	-	-	-	-	-	183	37.6%	▲	183
Non-Capital Felonies and Related Matters	2013	161	192	200	135	165	208	158	214	159	274	118	228	553			2,212
	2014	155	245	216	-	-	-	-	-	-	-	-	-	616	11.4%	▲	616
Other	2013	67	67	73	71	82	81	63	57	70	59	52	96	207			838
	2014	82	77	43	-	-	-	-	-	-	-	-	-	202	-2.4%	▼	202
Other Criminally Related Matters	2013	14	12	17	6	12	5	15	9	15	7	3	3	43			118
	2014	8	17	9	-	-	-	-	-	-	-	-	-	34	-20.9%	▼	34
Probates/Wills and Trusts - Level 1	2013	-	-	1	-	-	-	-	1	1	-	-	-	1			3
	2014	1	-	-	-	-	-	-	-	-	-	-	-	1	0.0%	↔	1
Probates/Wills and Trusts - Level 2	2013	5	2	1	1	2	5	3	1	1	1	2	3	8			27
	2014	3	-	7	-	-	-	-	-	-	-	-	-	10	25.0%	▲	10
Protective Orders	2013	-	1	-	-	1	-	-	1	2	-	2	-	1			7
	2014	1	3	4	-	-	-	-	-	-	-	-	-	8	700.0%	▲	8
Uncontested Divorce	2013	20	46	30	27	30	21	23	31	21	29	21	17	96			316
	2014	28	35	32	-	-	-	-	-	-	-	-	-	95	-1.0%	▼	95

Type of Court: Circuit

Locale/Circuit: Shenandoah 26

Start/End Date: Jan-13 / Mar-14

Type of Case: Filings

AVG. Month: 285

2013 AVG Month: 297

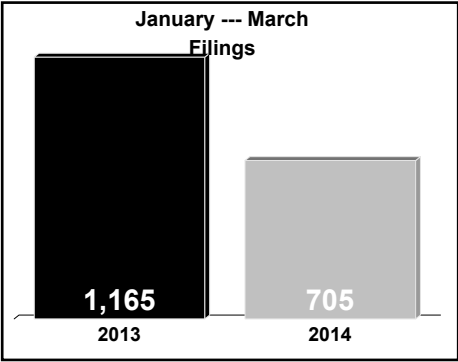
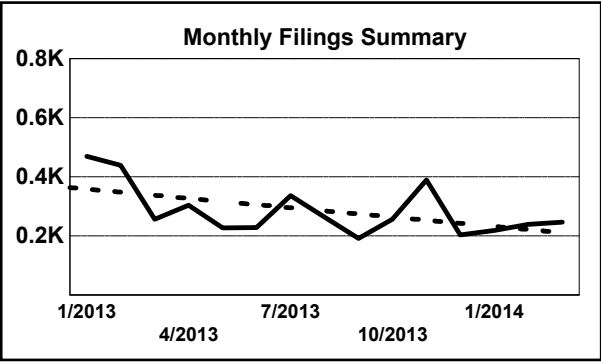
2014 AVG Month: 235

Jan-Mar 2013: 1,165

Jan-Mar 2014: 705

Filings Trending: Downward ▼

D
a
s
h
b
o
a
r
d



	Jan	Feb	Mar	Apr	May	Jun	Jul	Aug	Sep	Oct	Nov	Dec	Thru Mar	% Change	Trending	Total
2013	470	439	256	304	227	228	336	264	192	257	389	203	1,165			3,565
2014	219	239	247	-	-	-	-	-	-	-	-	-	705	-39.5%	▼	705

		Jan	Feb	Mar	Apr	May	Jun	Jul	Aug	Sep	Oct	Nov	Dec	Thru Mar	% Change	Trending	Total
Administrative Law	2013	-	1	-	-	-	-	-	-	-	-	-	-	1			1
Contested Divorce	2013	6	4	2	6	2	2	3	3	2	4	3	2	12			39
	2014	4	3	4	-	-	-	-	-	-	-	-	-	11	-8.3%	▼	11
Domestic and Family - Level 1	2013	4	7	6	3	2	5	-	2	7	5	1	5	17			47
	2014	-	4	6	-	-	-	-	-	-	-	-	-	10	-41.2%	▼	10
Domestic and Family - Level 2	2013	-	7	1	1	2	1	1	1	2	1	1	1	8			19
	2014	1	2	3	-	-	-	-	-	-	-	-	-	6	-25.0%	▼	6
General Civil - Level 1	2013	-	-	-	-	-	-	-	1	-	-	-	1	0			2
	2014	1	-	-	-	-	-	-	-	-	-	-	-	1	0.0%	↔	1
General Civil - Level 2	2013	4	4	4	7	5	5	8	4	1	-	1	2	12			45
	2014	2	2	4	-	-	-	-	-	-	-	-	-	8	-33.3%	▼	8
General Civil - Level 3	2013	4	3	2	3	2	3	2	2	2	1	2	2	9			28
	2014	-	3	2	-	-	-	-	-	-	-	-	-	5	-44.4%	▼	5
Miscellaneous	2013	159	160	163	111	68	72	75	83	74	99	77	76	482			1,217
	2014	96	87	101	-	-	-	-	-	-	-	-	-	284	-41.1%	▼	284
Misdemeanor	2013	62	60	2	30	16	11	38	30	10	34	28	18	124			339
	2014	24	34	21	-	-	-	-	-	-	-	-	-	79	-36.3%	▼	79
Non-Capital Felonies and Related Matters	2013	169	108	7	105	75	36	134	89	22	81	224	6	284			1,056
	2014	62	48	13	-	-	-	-	-	-	-	-	-	123	-56.7%	▼	123
Other	2013	53	70	55	26	40	86	61	39	57	20	31	79	178			617
	2014	20	36	77	-	-	-	-	-	-	-	-	-	133	-25.3%	▼	133
Other Criminally Related Matters	2013	1	2	1	4	1	1	4	1	5	1	9	3	4			33
	2014	-	3	1	-	-	-	-	-	-	-	-	-	4	0.0%	↔	4
Probates/Wills and Trusts	2013	-	-	-	-	-	-	-	-	-	1	-	-	0			1
Probates/Wills and Trusts - Level 2	2013	2	-	2	-	1	-	1	1	1	3	-	1	4	0.0%	↔	12
	2014	3	1	4	-	-	-	-	-	-	-	-	-	8	100.0%	▲	8
Uncontested Divorce	2013	6	13	11	8	13	6	9	8	9	7	12	7	30			109
	2014	6	16	11	-	-	-	-	-	-	-	-	-	33	10.0%	▲	33

Type of Court: Circuit

Locale/Circuit: Warren 26

Start/End Date: Jan-13 / Mar-14

Type of Case: Filings

AVG. Month: 255

2013 AVG Month: 268

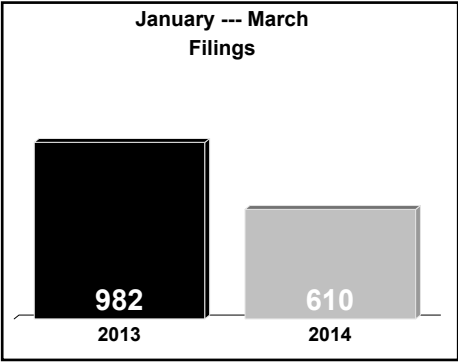
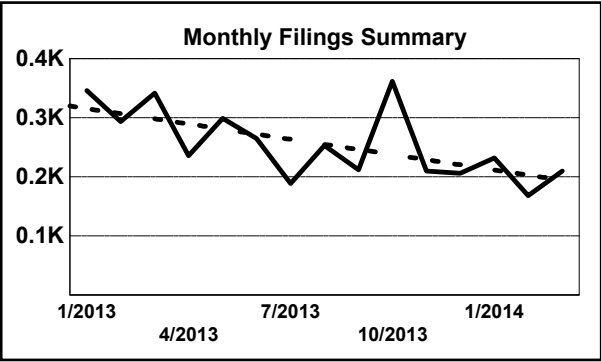
2014 AVG Month: 203

Jan-Mar 2013: 982

Jan-Mar 2014: 610

Filings Trending: Downward ▼

D
a
s
h
b
o
a
r
d

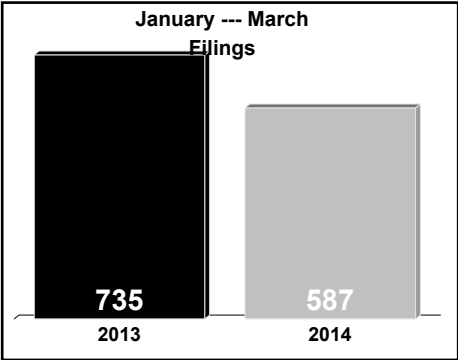
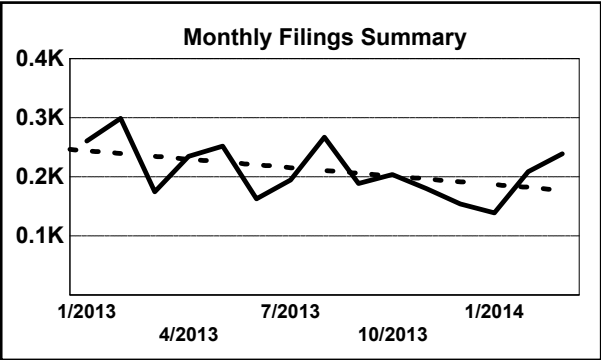


	Jan	Feb	Mar	Apr	May	Jun	Jul	Aug	Sep	Oct	Nov	Dec	Thru Mar	% Change	Trending	Total
2013	346	294	342	236	299	265	189	253	212	362	210	206	982			3,214
2014	232	168	210	-	-	-	-	-	-	-	-	-	610	-37.9%	▼	610

		Jan	Feb	Mar	Apr	May	Jun	Jul	Aug	Sep	Oct	Nov	Dec	Thru Mar	% Change	Trending	Total
Administrative Law	2013	-	-	1	-	-	-	1	-	-	1	-	-	1			3
Contested Divorce	2013	4	7	8	15	10	8	5	5	8	9	4	5	19			88
	2014	6	8	9	-	-	-	-	-	-	-	-	-	23	21.1%	▲	23
Domestic and Family - Level 1	2013	6	5	11	4	11	8	11	2	18	21	5	4	22			106
	2014	-	11	6	-	-	-	-	-	-	-	-	-	17	-22.7%	▼	17
Domestic and Family - Level 2	2013	5	-	-	2	-	3	-	-	2	5	-	7	5			24
	2014	-	3	2	-	-	-	-	-	-	-	-	-	5	0.0%	↔	5
General Civil - Level 1	2013	-	-	-	-	-	-	-	-	-	-	1	-	0			1
	2014	-	1	1	-	-	-	-	-	-	-	-	-	2	0.0%	↔	2
General Civil - Level 2	2013	5	6	7	15	7	7	1	8	6	5	2	4	18			73
	2014	6	3	6	-	-	-	-	-	-	-	-	-	15	-16.7%	▼	15
General Civil - Level 3	2013	3	1	4	1	2	1	5	1	-	1	1	-	8			20
	2014	-	1	4	-	-	-	-	-	-	-	-	-	5	-37.5%	▼	5
Miscellaneous	2013	161	125	117	99	76	77	57	62	75	83	64	74	403			1,070
	2014	96	82	93	-	-	-	-	-	-	-	-	-	271	-32.8%	▼	271
Misdemeanor	2013	19	20	21	11	22	11	11	16	26	23	17	7	60			204
	2014	14	3	18	-	-	-	-	-	-	-	-	-	35	-41.7%	▼	35
Non-Capital Felonies and Related Matters	2013	81	46	103	25	79	100	31	101	25	135	85	61	230			872
	2014	82	37	40	-	-	-	-	-	-	-	-	-	159	-30.9%	▼	159
Other	2013	47	68	53	40	71	28	27	26	23	57	20	30	168			490
	2014	3	-	-	-	-	-	-	-	-	-	-	-	3	-98.2%	▼	3
Other Criminally Related Matters	2013	2	3	1	4	1	3	15	10	4	2	-	1	6			46
	2014	8	2	10	-	-	-	-	-	-	-	-	-	20	233.3%	▲	20
Probates/Wills and Trusts	2013	1	-	-	-	-	1	-	-	-	-	-	-	1			2
Probates/Wills and Trusts - Level 2	2013	-	-	1	3	-	-	-	-	1	1	-	-	1			6
	2014	-	-	2	-	-	-	-	-	-	-	-	-	2	100.0%	▲	2
Protective Orders	2013	-	-	-	-	-	-	-	-	-	-	1	-	0			1
Uncontested Divorce	2013	12	13	15	17	20	18	25	22	24	19	10	13	40	0.0%	↔	208
	2014	17	17	19	-	-	-	-	-	-	-	-	-	53	32.5%	▲	53

Type of Court: Circuit
Locale/Circuit: Winchester 26
Start/End Date: Jan-13 / Mar-14
Type of Case: Filings
AVG. Month: 211
2013 AVG Month: 215
2014 AVG Month: 196
Jan-Mar 2013: 735
Jan-Mar 2014: 587
Filings Trending: Downward ▼

D
a
s
h
b
o
a
r
d

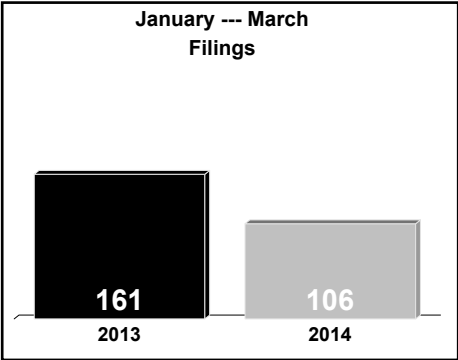
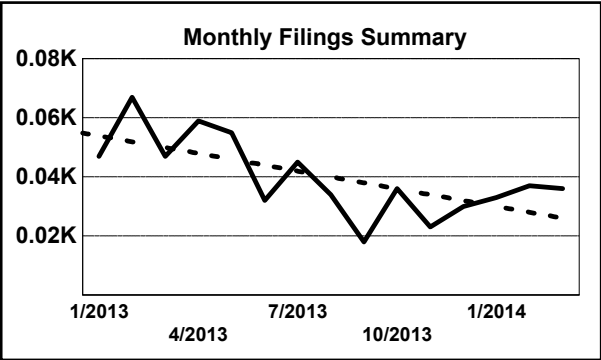


	Jan	Feb	Mar	Apr	May	Jun	Jul	Aug	Sep	Oct	Nov	Dec	Thru Mar	% Change	Trending	Total
2013	261	299	175	235	252	163	195	267	189	204	180	154	735			2,574
2014	139	209	239	-	-	-	-	-	-	-	-	-	587	-20.1%	▼	587

		Jan	Feb	Mar	Apr	May	Jun	Jul	Aug	Sep	Oct	Nov	Dec	Thru Mar	% Change	Trending	Total
Administrative Law	2013	-	-	-	-	-	1	-	-	-	-	-	-	0			1
Contested Divorce	2013	2	6	1	3	3	4	3	3	4	4	5	6	9	0.0%	↔	44
	2014	3	4	7	-	-	-	-	-	-	-	-	-	14	55.6%	▲	14
Domestic and Family - Level 1	2013	1	2	1	4	-	3	2	3	-	6	1	4	4			27
	2014	1	2	4	-	-	-	-	-	-	-	-	-	7	75.0%	▲	7
Domestic and Family - Level 2	2013	-	1	-	-	4	2	-	1	1	1	1	4	1			15
	2014	-	2	2	-	-	-	-	-	-	-	-	-	4	300.0%	▲	4
General Civil - Level 1	2013	4	-	-	-	1	1	-	3	1	-	-	-	4			10
General Civil - Level 2	2013	7	6	2	13	5	4	3	8	6	1	3	2	15			60
	2014	2	8	3	-	-	-	-	-	-	-	-	-	13	-13.3%	▼	13
General Civil - Level 3	2013	4	1	3	2	3	3	1	1	6	-	1	-	8			25
Miscellaneous	2013	66	63	33	27	38	23	26	31	35	29	32	17	162			420
	2014	31	39	34	-	-	-	-	-	-	-	-	-	104	-35.8%	▼	104
Misdemeanor	2013	55	67	36	51	50	40	61	65	39	39	57	35	158			595
	2014	20	53	72	-	-	-	-	-	-	-	-	-	145	-8.2%	▼	145
Non-Capital Felonies and Related Matters	2013	119	136	85	125	132	76	82	132	79	111	62	74	340			1,213
	2014	65	80	101	-	-	-	-	-	-	-	-	-	246	-27.6%	▼	246
Other	2013	1	4	3	4	-	2	1	2	7	3	4	6	8			37
	2014	4	3	2	-	-	-	-	-	-	-	-	-	9	12.5%	▲	9
Other Criminally Related Matters	2013	-	9	4	-	5	2	7	3	1	3	7	-	13			41
	2014	3	5	5	-	-	-	-	-	-	-	-	-	13	0.0%	↔	13
Probates/Wills and Trusts - Level 1	2013	-	-	-	-	1	-	-	-	-	-	-	-	0			1
	2014	-	1	-	-	-	-	-	-	-	-	-	-	1	0.0%	↔	1
Probates/Wills and Trusts - Level 2	2013	-	-	-	1	-	-	-	1	1	-	-	1	0			4
	2014	1	1	1	-	-	-	-	-	-	-	-	-	3	0.0%	↔	3
Uncontested Divorce	2013	2	4	7	5	10	2	9	14	9	7	7	5	13			81
	2014	9	11	8	-	-	-	-	-	-	-	-	-	28	115.4%	▲	28

Type of Court: Circuit
Locale/Circuit: Bland 27
Start/End Date: Jan-13 / Mar-14
Type of Case: Filings
AVG. Month: 40
2013 AVG Month: 41
2014 AVG Month: 35
Jan-Mar 2013: 161
Jan-Mar 2014: 106
Filings Trending: Downward ▼

D
a
s
h
b
o
a
r
d

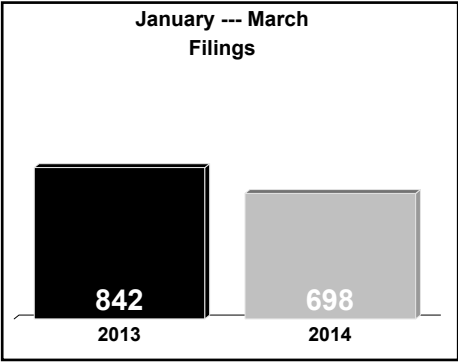
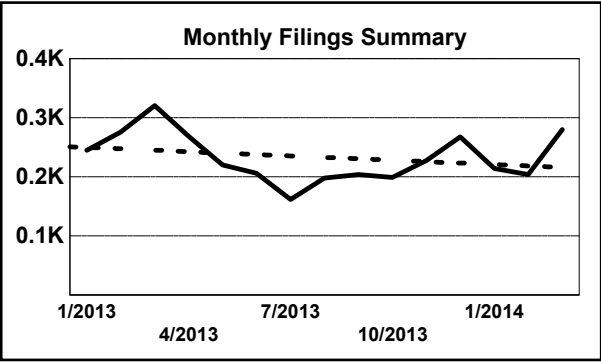


	Jan	Feb	Mar	Apr	May	Jun	Jul	Aug	Sep	Oct	Nov	Dec	Thru Mar	% Change	Trending	Total
2013	47	67	47	59	55	32	45	34	18	36	23	30	161			493
2014	33	37	36	-	-	-	-	-	-	-	-	-	106	-34.2%	▼	106

		Jan	Feb	Mar	Apr	May	Jun	Jul	Aug	Sep	Oct	Nov	Dec	Thru Mar	% Change	Trending	Total
Contested Divorce	2013	-	2	-	1	1	-	3	3	-	-	1	-	2			11
	2014	2	-	-	-	-	-	-	-	-	-	-	-	2	0.0%	↔	2
Domestic and Family - Lev	2013	1	3	-	-	1	-	-	1	-	-	-	-	4			6
Domestic and Family - Level 2	2013	2	-	1	-	-	-	3	-	1	-	-	-	3			7
	2014	1	-	-	-	-	-	-	-	-	-	-	-	1	-66.7%	▼	1
General Civil - Level 2	2013	1	3	1	-	1	1	1	-	1	-	-	1	5			10
General Civil - Level 3	2013	-	-	-	1	-	-	1	-	-	-	-	2	0			4
Miscellaneous	2013	33	45	33	35	27	5	19	13	12	19	11	18	111	0.0%	↔	270
	2014	23	22	26	-	-	-	-	-	-	-	-	-	71	-36.0%	▼	71
Misdemeanor	2013	2	2	1	-	2	-	2	1	-	1	-	2	5			13
	2014	-	1	2	-	-	-	-	-	-	-	-	-	3	-40.0%	▼	3
Non-Capital Felonies and Related Matters	2013	4	9	9	20	19	23	13	14	4	12	8	6	22			141
	2014	2	11	3	-	-	-	-	-	-	-	-	-	16	-27.3%	▼	16
Other	2013	1	-	-	1	-	-	1	-	-	1	-	-	1			4
Other Criminally Related Matters	2013	-	1	-	-	-	1	1	1	-	-	-	-	1			4
	2014	-	2	-	-	-	-	-	-	-	-	-	-	2	100.0%	▲	2
Probates/Wills and Trusts - Level 2	2013	1	1	-	-	-	-	-	-	-	1	1	-	2			4
	2014	-	1	-	-	-	-	-	-	-	-	-	-	1	-50.0%	▼	1
Uncontested Divorce	2013	2	1	2	1	4	2	1	1	-	2	2	1	5			19
	2014	5	-	5	-	-	-	-	-	-	-	-	-	10	100.0%	▲	10

Type of Court: Circuit
Locale/Circuit: Carroll 27
Start/End Date: Jan-13 / Mar-14
Type of Case: Filings
AVG. Month: 233
2013 AVG Month: 233
2014 AVG Month: 233
Jan-Mar 2013: 842
Jan-Mar 2014: 698
Filings Trending: Downward ▼

D
a
s
h
b
o
a
r
d

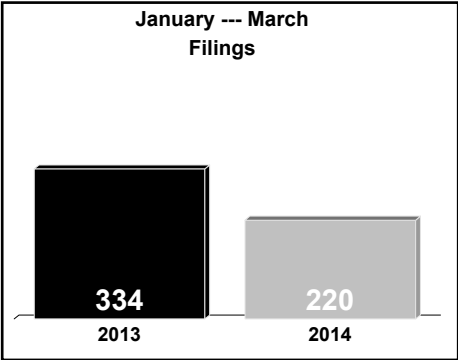
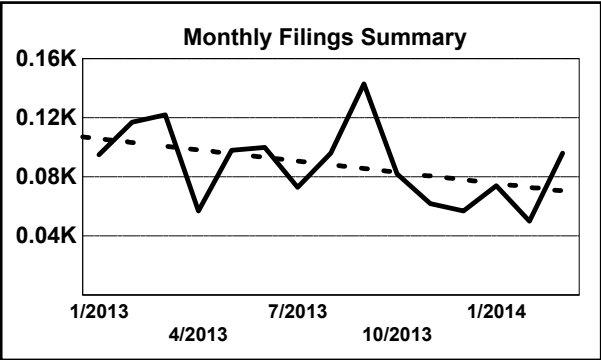


	Jan	Feb	Mar	Apr	May	Jun	Jul	Aug	Sep	Oct	Nov	Dec	Thru Mar	% Change	Trending	Total
2013	245	276	321	269	220	206	162	198	204	199	228	268	842			2,796
2014	214	204	280	-	-	-	-	-	-	-	-	-	698	-17.1%	▼	698

		Jan	Feb	Mar	Apr	May	Jun	Jul	Aug	Sep	Oct	Nov	Dec	Thru Mar	% Change	Trending	Total
Contested Divorce	2013	3	5	6	10	4	6	1	5	1	5	-	4	14			50
	2014	2	4	7	-	-	-	-	-	-	-	-	-	13	-7.1%	▼	13
Domestic and Family - Level 1	2013	1	2	3	12	1	5	-	4	4	4	2	3	6			41
	2014	4	-	3	-	-	-	-	-	-	-	-	-	7	16.7%	▲	7
Domestic and Family - Level 2	2013	3	2	4	1	1	1	3	3	4	1	6	3	9			32
	2014	2	1	5	-	-	-	-	-	-	-	-	-	8	-11.1%	▼	8
General Civil - Level 1	2013	-	2	-	2	1	1	-	-	-	1	-	-	2			7
	2014	2	2	1	-	-	-	-	-	-	-	-	-	5	150.0%	▲	5
General Civil - Level 2	2013	6	3	5	3	1	5	7	5	8	4	6	3	14			56
	2014	2	4	6	-	-	-	-	-	-	-	-	-	12	-14.3%	▼	12
General Civil - Level 3	2013	3	3	2	2	-	16	7	3	4	1	4	1	8			46
	2014	2	5	9	-	-	-	-	-	-	-	-	-	16	100.0%	▲	16
Miscellaneous	2013	132	140	127	105	91	61	61	61	79	72	77	76	399			1,082
	2014	71	92	93	-	-	-	-	-	-	-	-	-	256	-35.8%	▼	256
Misdemeanor	2013	6	14	34	32	10	4	20	9	6	9	9	5	54			158
	2014	10	4	9	-	-	-	-	-	-	-	-	-	23	-57.4%	▼	23
Non-Capital Felonies and Related Matters	2013	45	56	90	48	63	64	22	56	59	56	81	130	191			770
	2014	80	43	88	-	-	-	-	-	-	-	-	-	211	10.5%	▲	211
Other	2013	25	26	30	21	29	27	23	31	25	24	23	25	81			309
	2014	24	30	28	-	-	-	-	-	-	-	-	-	82	1.2%	▲	82
Other Criminally Related Matters	2013	12	8	8	22	6	2	11	10	3	15	9	4	28			110
	2014	11	7	9	-	-	-	-	-	-	-	-	-	27	-3.6%	▼	27
Probates/Wills and Trusts - Level 2	2013	3	5	1	3	4	3	2	2	3	1	4	5	9			36
	2014	-	3	10	-	-	-	-	-	-	-	-	-	13	44.4%	▲	13
Uncontested Divorce	2013	6	10	11	8	9	11	5	9	8	6	7	9	27			99
	2014	4	9	12	-	-	-	-	-	-	-	-	-	25	-7.4%	▼	25

Type of Court: Circuit
Locale/Circuit: Floyd 27
Start/End Date: Jan-13 / Mar-14
Type of Case: Filings
AVG. Month: 88
2013 AVG Month: 92
2014 AVG Month: 73
Jan-Mar 2013: 334
Jan-Mar 2014: 220
Filings Trending: Downward ▼

D
a
s
h
b
o
a
r
d



	Jan	Feb	Mar	Apr	May	Jun	Jul	Aug	Sep	Oct	Nov	Dec	Thru Mar	% Change	Trending	Total
2013	95	117	122	57	98	100	73	96	143	82	62	57	334			1,102
2014	74	50	96	-	-	-	-	-	-	-	-	-	220	-34.1%	▼	220

		Jan	Feb	Mar	Apr	May	Jun	Jul	Aug	Sep	Oct	Nov	Dec	Thru Mar	% Change	Trending	Total
Administrative Law	2013	-	-	-	-	1	-	1	-	-	-	-	-	0			2
Contested Divorce	2013	4	2	3	2	3	3	1	3	4	4	7	1	9	0.0%	↔	37
	2014	3	2	4	-	-	-	-	-	-	-	-	-	9	0.0%	↔	9
Domestic and Family - Lev	2013	2	-	-	-	-	-	-	-	-	-	-	1	2			3
Domestic and Family - Level 2	2013	3	-	-	2	2	1	-	-	1	3	-	-	3			12
	2014	2	1	-	-	-	-	-	-	-	-	-	-	3	0.0%	↔	3
General Civil - Level 1	2013	-	-	-	-	-	1	-	-	-	-	-	-	0			1
	2014	1	-	1	-	-	-	-	-	-	-	-	-	2	0.0%	↔	2
General Civil - Level 2	2013	1	2	4	1	2	2	2	2	1	3	1	-	7			21
	2014	2	4	-	-	-	-	-	-	-	-	-	-	6	-14.3%	▼	6
General Civil - Level 3	2013	1	2	-	2	4	-	6	5	2	1	-	-	3			23
	2014	1	1	1	-	-	-	-	-	-	-	-	-	3	0.0%	↔	3
Miscellaneous	2013	58	72	61	35	35	35	27	37	31	39	30	22	191			482
	2014	39	28	51	-	-	-	-	-	-	-	-	-	118	-38.2%	▼	118
Misdemeanor	2013	5	3	10	2	9	5	5	5	9	7	4	11	18			75
	2014	8	5	12	-	-	-	-	-	-	-	-	-	25	38.9%	▲	25
Non-Capital Felonies and Related Matters	2013	18	30	42	10	33	50	26	33	90	21	11	19	90			383
	2014	16	3	25	-	-	-	-	-	-	-	-	-	44	-51.1%	▼	44
Other	2013	1	-	-	-	-	-	-	-	-	-	-	1	1			2
	2014	-	1	1	-	-	-	-	-	-	-	-	-	2	100.0%	▲	2
Other Criminally Related Matters	2013	-	-	-	-	3	-	3	5	-	-	-	-	0			11
	2014	1	2	-	-	-	-	-	-	-	-	-	-	3	0.0%	↔	3
Probates/Wills and Trusts - Level 2	2013	-	-	-	-	1	-	1	-	-	1	-	-	0			3
	2014	-	1	-	-	-	-	-	-	-	-	-	-	1	0.0%	↔	1
Uncontested Divorce	2013	2	6	2	3	5	3	1	6	5	3	9	2	10			47
	2014	1	2	1	-	-	-	-	-	-	-	-	-	4	-60.0%	▼	4

Type of Court: Circuit

Locale/Circuit: Giles 27

Start/End Date: Jan-13 / Mar-14

Type of Case: Filings

AVG. Month: 144

2013 AVG Month: 149

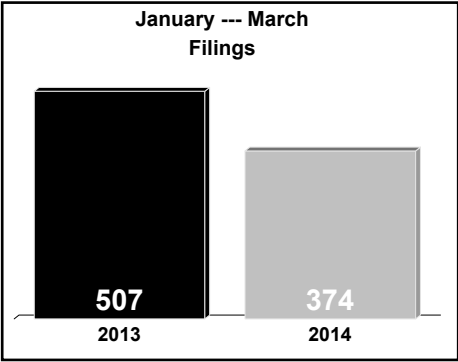
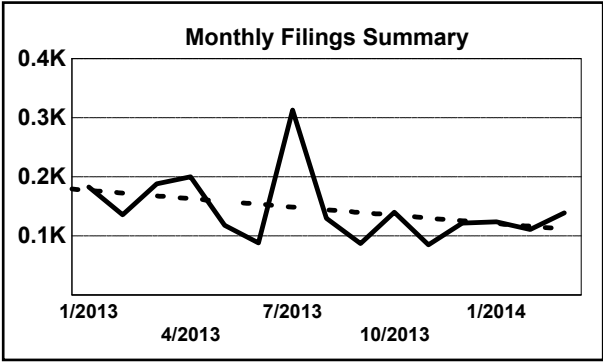
2014 AVG Month: 125

Jan-Mar 2013: 507

Jan-Mar 2014: 374

Filings Trending: Downward ▼

D
a
s
h
b
o
a
r
d



	Jan	Feb	Mar	Apr	May	Jun	Jul	Aug	Sep	Oct	Nov	Dec	Thru Mar	% Change	Trending	Total
2013	183	136	188	200	118	88	313	130	87	140	85	122	507			1,790
2014	124	111	139	-	-	-	-	-	-	-	-	-	374	-26.2%	▼	374

		Jan	Feb	Mar	Apr	May	Jun	Jul	Aug	Sep	Oct	Nov	Dec	Thru Mar	% Change	Trending	Total
Contested Divorce	2013	3	1	1	2	4	2	-	2	2	1	3	2	5			23
	2014	2	1	1	-	-	-	-	-	-	-	-	-	4	-20.0%	▼	4
Domestic and Family - Level 1	2013	10	-	10	-	-	10	5	2	6	1	2	2	20			48
	2014	9	1	6	-	-	-	-	-	-	-	-	-	16	-20.0%	▼	16
Domestic and Family - Level 2	2013	1	-	6	-	-	3	1	1	1	-	-	-	7			13
	2014	-	-	3	-	-	-	-	-	-	-	-	-	3	-57.1%	▼	3
General Civil - Level 1	2013	-	-	-	-	2	-	1	-	-	-	-	-	0			3
	2014	-	1	1	-	-	-	-	-	-	-	-	-	2	0.0%	↔	2
General Civil - Level 2	2013	3	1	5	3	10	1	1	2	3	3	1	2	9			35
	2014	1	3	1	-	-	-	-	-	-	-	-	-	5	-44.4%	▼	5
General Civil - Level 3	2013	2	1	4	-	10	3	3	-	1	5	1	-	7			30
	2014	9	3	1	-	-	-	-	-	-	-	-	-	13	85.7%	▲	13
Miscellaneous	2013	106	80	69	140	47	7	74	43	34	38	34	41	255			713
	2014	28	47	51	-	-	-	-	-	-	-	-	-	126	-50.6%	▼	126
Misdemeanor	2013	2	9	2	7	2	14	23	10	4	11	8	4	13			96
	2014	8	2	6	-	-	-	-	-	-	-	-	-	16	23.1%	▲	16
Non-Capital Felonies and Related Matters	2013	49	38	81	43	30	45	197	44	29	71	23	60	168			710
	2014	59	46	54	-	-	-	-	-	-	-	-	-	159	-5.4%	▼	159
Other	2014	-	1	-	-	-	-	-	-	-	-	-	-	1			1
Other Criminally Related Matters	2013	1	3	-	2	9	1	5	19	3	7	5	8	4			63
	2014	5	2	5	-	-	-	-	-	-	-	-	-	12	200.0%	▲	12
Probates/Wills and Trusts - Level 2	2013	1	1	1	2	2	1	2	3	1	-	1	-	3			15
	2014	1	3	2	-	-	-	-	-	-	-	-	-	6	100.0%	▲	6
Protective Orders	2013	2	-	-	-	-	-	-	-	-	2	-	-	2			4
Uncontested Divorce	2013	3	2	9	1	2	1	1	4	3	1	7	3	14			37
	2014	2	1	8	-	-	-	-	-	-	-	-	-	11	-21.4%	▼	11

Type of Court: Circuit

Locale/Circuit: Grayson 27

Start/End Date: Jan-13 / Mar-14

Type of Case: Filings

AVG. Month: 114

2013 AVG Month: 115

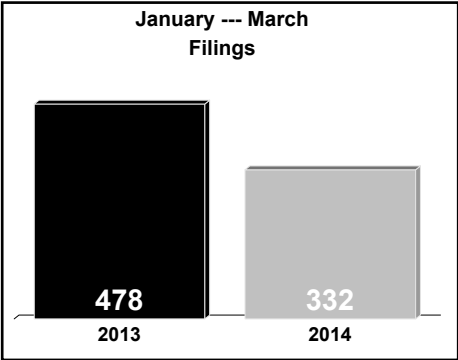
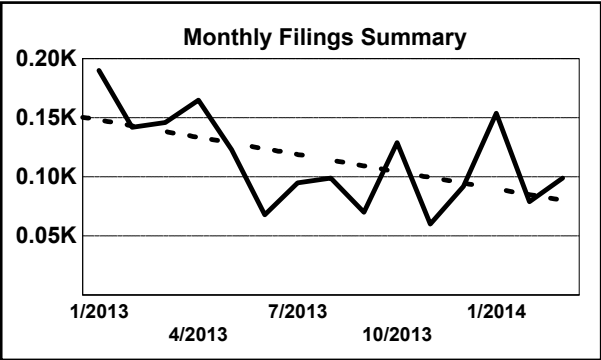
2014 AVG Month: 111

Jan-Mar 2013: 478

Jan-Mar 2014: 332

Filings Trending: Downward ▼

D
a
s
h
b
o
a
r
d



	Jan	Feb	Mar	Apr	May	Jun	Jul	Aug	Sep	Oct	Nov	Dec	Thru Mar	% Change	Trending	Total
2013	190	142	146	165	123	68	95	99	70	129	60	92	478			1,379
2014	154	79	99	-	-	-	-	-	-	-	-	-	332	-30.5%	▼	332

		Jan	Feb	Mar	Apr	May	Jun	Jul	Aug	Sep	Oct	Nov	Dec	Thru Mar	% Change	Trending	Total
Contested Divorce	2013	3	4	2	-	3	1	2	1	2	4	2	-	9			24
	2014	-	1	3	-	-	-	-	-	-	-	-	-	4	-55.6%	▼	4
Domestic and Family - Level 1	2013	4	-	4	8	6	-	-	1	3	3	-	-	8			29
	2014	2	2	-	-	-	-	-	-	-	-	-	-	4	-50.0%	▼	4
Domestic and Family - Lev	2013	1	2	-	1	1	1	1	1	-	-	-	2	3			10
General Civil - Level 1	2013	-	-	2	-	1	-	-	1	1	-	-	1	2			6
General Civil - Level 2	2013	2	1	3	4	2	-	2	-	1	3	3	1	6			22
	2014	2	2	-	-	-	-	-	-	-	-	-	-	4	-33.3%	▼	4
General Civil - Level 3	2013	1	1	1	2	1	2	1	3	1	2	3	-	3			18
	2014	-	-	1	-	-	-	-	-	-	-	-	-	1	-66.7%	▼	1
Miscellaneous	2013	94	94	79	64	60	34	30	35	36	40	30	42	267			638
	2014	38	43	63	-	-	-	-	-	-	-	-	-	144	-46.1%	▼	144
Misdemeanor	2013	15	6	16	8	11	8	6	10	9	7	8	5	37			109
	2014	10	6	5	-	-	-	-	-	-	-	-	-	21	-43.2%	▼	21
Non-Capital Felonies and Related Matters	2013	65	24	30	71	22	16	46	39	13	60	10	37	119			433
	2014	96	16	17	-	-	-	-	-	-	-	-	-	129	8.4%	▲	129
Other	2013	-	1	2	1	2	2	1	1	-	1	-	1	3			12
	2014	-	2	-	-	-	-	-	-	-	-	-	-	2	-33.3%	▼	2
Other Criminally Related Matters	2013	-	1	1	3	2	2	2	2	1	1	2	2	2			19
	2014	3	-	-	-	-	-	-	-	-	-	-	-	3	50.0%	▲	3
Probates/Wills and Trusts	2013	-	-	-	-	-	-	-	-	-	-	-	1	0			1
Probates/Wills and Trusts - Level 2	2013	-	2	2	-	4	-	1	-	1	2	1	-	4	0.0%	↔	13
	2014	-	1	1	-	-	-	-	-	-	-	-	-	2	-50.0%	▼	2
Protective Orders	2013	1	-	-	-	1	-	-	2	-	1	-	-	1			5
Uncontested Divorce	2013	4	6	4	3	7	2	3	3	2	5	1	-	14			40
	2014	3	6	9	-	-	-	-	-	-	-	-	-	18	28.6%	▲	18

Type of Court: Circuit

Locale/Circuit: Montgomery 27

Start/End Date: Jan-13 / Mar-14

Type of Case: Filings

AVG. Month: 411

2013 AVG Month: 413

2014 AVG Month: 402

Jan-Mar 2013: 1,350

Jan-Mar 2014: 1,206

Filings Trending: Downward ▼

D

a

s

h

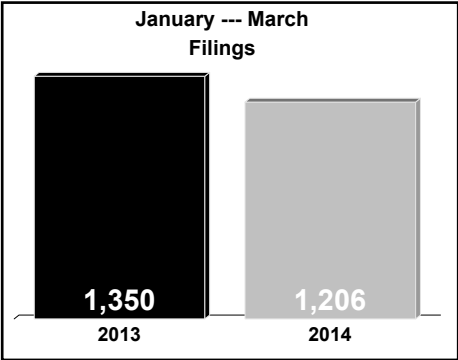
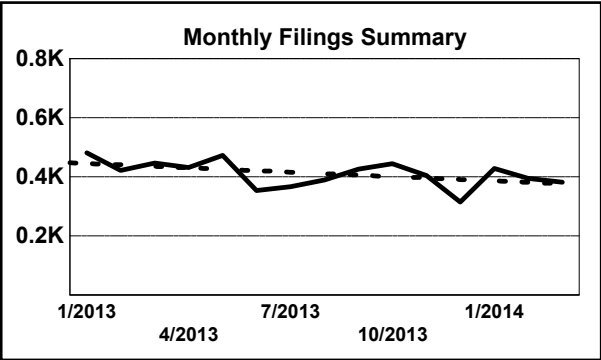
b

o

a

r

d



	Jan	Feb	Mar	Apr	May	Jun	Jul	Aug	Sep	Oct	Nov	Dec	Thru Mar	% Change	Trending	Total
2013	481	422	447	432	473	354	367	389	426	445	405	315	1,350			4,956
2014	429	395	382	-	-	-	-	-	-	-	-	-	1,206	-10.7%	▼	1,206

		Jan	Feb	Mar	Apr	May	Jun	Jul	Aug	Sep	Oct	Nov	Dec	Thru Mar	% Change	Trending	Total
Administrative Law	2013	-	1	-	2	1	1	-	-	-	-	2	-	1			7
	2014	-	1	-	-	-	-	-	-	-	-	-	-	1	0.0%	↔	1
Contested Divorce	2013	7	12	16	7	15	9	7	14	6	5	4	10	35			112
	2014	8	7	11	-	-	-	-	-	-	-	-	-	26	-25.7%	▼	26
Domestic and Family - Level 1	2013	4	6	6	1	3	5	4	13	5	9	2	5	16			63
	2014	2	4	3	-	-	-	-	-	-	-	-	-	9	-43.8%	▼	9
Domestic and Family - Level 2	2013	4	3	3	4	4	1	4	8	2	1	3	2	10			39
	2014	8	-	5	-	-	-	-	-	-	-	-	-	13	30.0%	▲	13
General Civil - Level 1	2013	3	-	1	-	1	1	1	-	-	1	-	1	4			9
	2014	2	-	1	-	-	-	-	-	-	-	-	-	3	-25.0%	▼	3
General Civil - Level 2	2013	11	8	6	7	10	6	6	10	11	9	8	9	25			101
	2014	19	8	15	-	-	-	-	-	-	-	-	-	42	68.0%	▲	42
General Civil - Level 3	2013	5	8	10	8	12	3	5	7	4	5	2	8	23			77
	2014	3	4	4	-	-	-	-	-	-	-	-	-	11	-52.2%	▼	11
Miscellaneous	2013	286	219	243	246	189	155	140	147	130	168	131	133	748			2,187
	2014	178	152	204	-	-	-	-	-	-	-	-	-	534	-28.6%	▼	534
Misdemeanor	2013	32	40	32	26	31	27	38	29	45	31	37	22	104			390
	2014	40	41	29	-	-	-	-	-	-	-	-	-	110	5.8%	▲	110
Non-Capital Felonies and Related Matters	2013	106	98	94	102	162	120	123	131	203	181	194	105	298			1,619
	2014	145	157	70	-	-	-	-	-	-	-	-	-	372	24.8%	▲	372
Other	2013	2	1	2	1	-	-	1	-	1	4	6	1	5			19
	2014	-	2	2	-	-	-	-	-	-	-	-	-	4	-20.0%	▼	4
Other Criminally Related Matters	2013	12	7	14	12	17	9	14	11	8	8	8	6	33			126
	2014	9	9	12	-	-	-	-	-	-	-	-	-	30	-9.1%	▼	30
Probates/Wills and Trusts - Level 1	2013	-	-	-	-	-	-	-	-	-	1	-	-	0			1
	2014	1	-	-	-	-	-	-	-	-	-	-	-	1	0.0%	↔	1
Probates/Wills and Trusts - Level 2	2013	-	2	3	2	8	4	7	2	4	1	1	2	5			36
	2014	1	2	2	-	-	-	-	-	-	-	-	-	5	0.0%	↔	5
Uncontested Divorce	2013	9	17	17	14	20	13	17	17	7	21	7	11	43			170
	2014	13	8	24	-	-	-	-	-	-	-	-	-	45	4.7%	▲	45

Type of Court: Circuit

Locale/Circuit: Pulaski 27

Start/End Date: Jan-13 / Mar-14

Type of Case: Filings

AVG. Month: 285

2013 AVG Month: 290

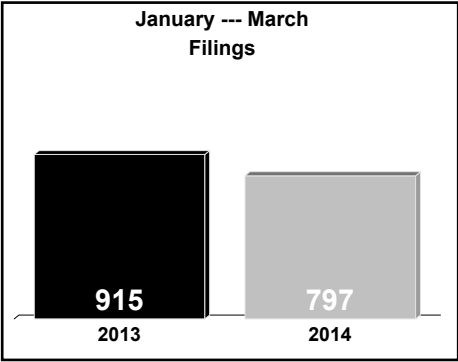
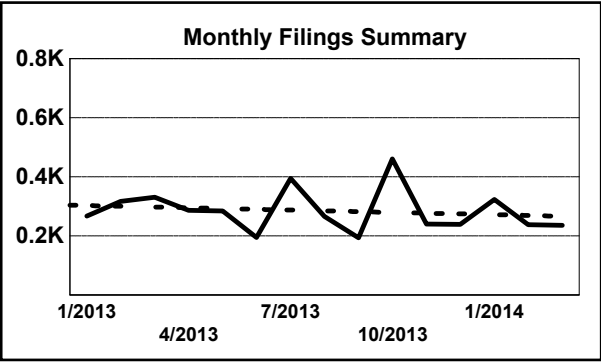
2014 AVG Month: 266

Jan-Mar 2013: 915

Jan-Mar 2014: 797

Filings Trending: Downward ▼

D
a
s
h
b
o
a
r
d

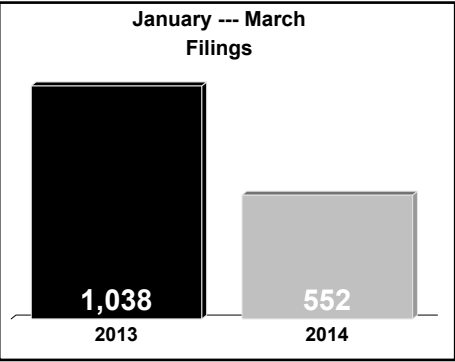
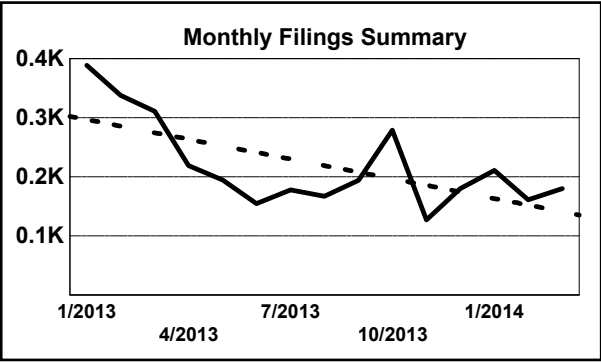


	Jan	Feb	Mar	Apr	May	Jun	Jul	Aug	Sep	Oct	Nov	Dec	Thru Mar	% Change	Trending	Total
2013	267	317	331	287	285	195	395	266	194	461	240	239	915			3,477
2014	323	238	236	-	-	-	-	-	-	-	-	-	797	-12.9%	▼	797

		Jan	Feb	Mar	Apr	May	Jun	Jul	Aug	Sep	Oct	Nov	Dec	Thru Mar	% Change	Trending	Total
Administrative Law	2013	-	-	1	-	1	-	-	-	-	-	2	-	1			4
	2014	-	-	1	-	-	-	-	-	-	-	-	-	1	0.0%	↔	1
Contested Divorce	2013	2	5	9	4	7	1	6	1	3	3	7	4	16			52
	2014	4	4	10	-	-	-	-	-	-	-	-	-	18	12.5%	▲	18
Domestic and Family - Level 1	2013	10	21	6	22	2	15	9	9	4	4	10	10	37			122
	2014	8	3	2	-	-	-	-	-	-	-	-	-	13	-64.9%	▼	13
Domestic and Family - Level 2	2013	2	1	3	2	3	1	1	2	1	3	3	4	6			26
	2014	1	-	-	-	-	-	-	-	-	-	-	-	1	-83.3%	▼	1
General Civil - Level 1	2013	1	-	-	2	-	-	-	3	-	1	1	1	1			9
	2014	-	2	-	-	-	-	-	-	-	-	-	-	2	100.0%	▲	2
General Civil - Level 2	2013	3	5	8	8	3	2	2	2	2	7	3	1	16			46
	2014	2	7	1	-	-	-	-	-	-	-	-	-	10	-37.5%	▼	10
General Civil - Level 3	2013	5	3	2	4	8	4	3	2	1	11	-	1	10			44
	2014	2	-	2	-	-	-	-	-	-	-	-	-	4	-60.0%	▼	4
Miscellaneous	2013	116	137	105	97	103	69	63	87	65	78	67	61	358			1,048
	2014	107	88	101	-	-	-	-	-	-	-	-	-	296	-17.3%	▼	296
Misdemeanor	2013	27	31	27	25	23	18	21	29	30	46	28	29	85			334
	2014	33	21	16	-	-	-	-	-	-	-	-	-	70	-17.6%	▼	70
Non-Capital Felonies and Related Matters	2013	59	91	126	78	89	39	246	93	55	252	85	105	276			1,318
	2014	130	63	61	-	-	-	-	-	-	-	-	-	254	-8.0%	▼	254
Other	2013	25	7	12	17	26	31	21	18	14	29	14	15	44			229
	2014	14	27	22	-	-	-	-	-	-	-	-	-	63	43.2%	▲	63
Other Criminally Related Matters	2013	5	7	12	10	6	10	12	8	10	15	8	4	24			107
	2014	15	12	7	-	-	-	-	-	-	-	-	-	34	41.7%	▲	34
Probates/Wills and Trusts	2013	-	-	2	-	-	-	-	-	-	-	-	-	2			2
Probates/Wills and Trusts - Level 2	2013	1	1	1	5	2	1	-	-	2	1	1	-	3			15
	2014	-	-	1	-	-	-	-	-	-	-	-	-	1	-66.7%	▼	1
Protective Orders	2013	1	-	-	1	2	-	1	2	1	1	1	-	1			10
Uncontested Divorce	2013	10	8	17	12	10	4	10	10	6	10	10	4	35			111
	2014	7	11	12	-	-	-	-	-	-	-	-	-	30	-14.3%	▼	30

Type of Court: Circuit
Locale/Circuit: Wythe 27
Start/End Date: Jan-13 / Mar-14
Type of Case: Filings
AVG. Month: 219
2013 AVG Month: 228
2014 AVG Month: 184
Jan-Mar 2013: 1,038
Jan-Mar 2014: 552
Filings Trending: Downward ▼

D
a
s
h
b
o
a
r
d



	Jan	Feb	Mar	Apr	May	Jun	Jul	Aug	Sep	Oct	Nov	Dec	Thru Mar	% Change	Trending	Total
2013	389	338	311	219	195	155	178	167	194	279	127	180	1,038			2,732
2014	211	161	180	-	-	-	-	-	-	-	-	-	552	-46.8%	▼	552

		Jan	Feb	Mar	Apr	May	Jun	Jul	Aug	Sep	Oct	Nov	Dec	Thru Mar	% Change	Trending	Total
Administrative Law	2013	-	-	-	1	-	-	-	-	-	-	-	-	0			1
Contested Divorce	2013	5	1	5	7	3	2	6	4	4	5	3	5	11	0.0%	↔	50
	2014	1	2	4	-	-	-	-	-	-	-	-	-	7	-36.4%	▼	7
Domestic and Family - Level 1	2013	7	1	7	1	2	8	-	6	11	1	3	7	15	0.0%	↔	54
	2014	9	3	3	-	-	-	-	-	-	-	-	-	15	0.0%	↔	15
Domestic and Family - Level 2	2013	-	2	1	1	4	3	3	2	2	-	1	-	3			19
	2014	-	-	2	-	-	-	-	-	-	-	-	-	2	-33.3%	▼	2
General Civil - Level 1	2014	-	1	-	-	-	-	-	-	-	-	-	-	1			1
General Civil - Level 2	2013	6	2	6	5	3	3	7	4	2	4	4	7	14			53
	2014	6	2	2	-	-	-	-	-	-	-	-	-	10	-28.6%	▼	10
General Civil - Level 3	2013	-	-	1	-	-	3	5	4	2	5	4	1	1			25
	2014	1	1	3	-	-	-	-	-	-	-	-	-	5	400.0%	▲	5
Miscellaneous	2013	238	238	160	76	63	53	59	42	55	48	53	53	636			1,138
	2014	65	86	77	-	-	-	-	-	-	-	-	-	228	-64.2%	▼	228
Misdemeanor	2013	15	15	7	6	10	10	10	13	9	15	3	19	37			132
	2014	7	8	13	-	-	-	-	-	-	-	-	-	28	-24.3%	▼	28
Non-Capital Felonies and Related Matters	2013	97	58	98	99	91	62	72	67	85	177	49	67	253			1,022
	2014	102	38	57	-	-	-	-	-	-	-	-	-	197	-22.1%	▼	197
Other	2013	8	4	11	6	6	1	4	6	7	5	2	8	23			68
	2014	7	7	4	-	-	-	-	-	-	-	-	-	18	-21.7%	▼	18
Other Criminally Related Matters	2013	6	5	6	8	1	2	7	6	6	8	3	6	17			64
	2014	3	-	8	-	-	-	-	-	-	-	-	-	11	-35.3%	▼	11
Probates/Wills and Trusts - Level 1	2013	-	-	-	-	-	-	-	-	-	1	-	1	0			2
	2014	-	1	-	-	-	-	-	-	-	-	-	-	1	0.0%	↔	1
Probates/Wills and Trusts - Level 2	2013	2	1	-	-	-	1	-	2	-	2	-	-	3			8
	2014	2	1	1	-	-	-	-	-	-	-	-	-	4	33.3%	▲	4
Uncontested Divorce	2013	5	11	9	9	12	7	5	11	11	8	2	6	25			96
	2014	8	11	6	-	-	-	-	-	-	-	-	-	25	0.0%	↔	25

Type of Court: Circuit

Locale/Circuit: Radford 27

Start/End Date: Jan-13 / Mar-14

Type of Case: Filings

AVG. Month: 99

2013 AVG Month: 103

2014 AVG Month: 83

Jan-Mar 2013: 328

Jan-Mar 2014: 250

Filings Trending: Downward ▼

D

a

s

h

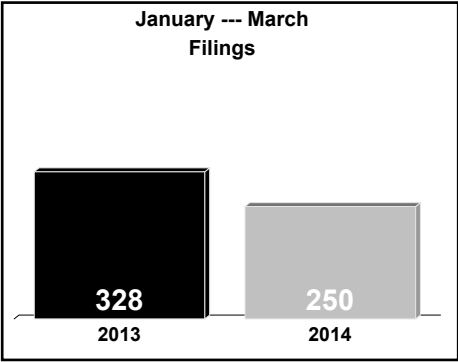
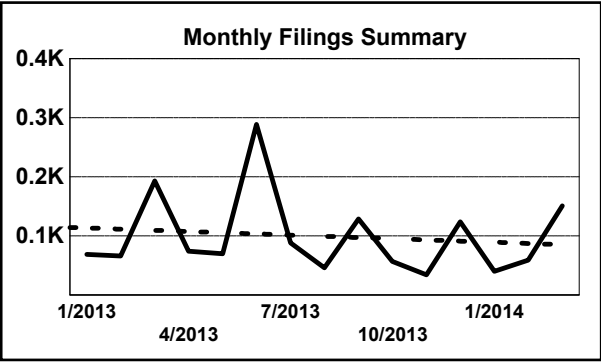
b

o

a

r

d



	Jan	Feb	Mar	Apr	May	Jun	Jul	Aug	Sep	Oct	Nov	Dec	Thru Mar	% Change	Trending	Total
2013	69	66	193	74	70	289	88	46	129	57	34	124	328			1,239
2014	40	59	151	-	-	-	-	-	-	-	-	-	250	-23.8%	▼	250

		Jan	Feb	Mar	Apr	May	Jun	Jul	Aug	Sep	Oct	Nov	Dec	Thru Mar	% Change	Trending	Total
Administrative Law	2013	1	-	-	-	-	-	-	-	-	-	-	-	1			1
Contested Divorce	2013	-	-	-	1	-	2	-	-	2	1	2	-	0			8
	2014	-	1	-	-	-	-	-	-	-	-	-	-	1	0.0%	↔	1
Domestic and Family - Level 1	2013	3	-	1	-	-	-	2	1	1	1	1	4	4			14
	2014	-	-	5	-	-	-	-	-	-	-	-	-	5	25.0%	▲	5
Domestic and Family - Lev	2013	2	1	1	-	-	-	-	-	1	1	-	1	4			7
General Civil - Level 2	2013	1	-	1	3	-	2	2	1	-	2	-	1	2			13
	2014	-	-	1	-	-	-	-	-	-	-	-	-	1	-50.0%	▼	1
General Civil - Level 3	2013	1	-	2	2	-	2	1	1	2	1	1	1	3			14
Miscellaneous	2013	45	38	20	34	31	26	15	17	12	22	14	20	103			294
	2014	27	25	25	-	-	-	-	-	-	-	-	-	77	-25.2%	▼	77
Misdemeanor	2013	-	2	28	6	6	25	22	5	14	6	6	23	30			143
	2014	1	7	18	-	-	-	-	-	-	-	-	-	26	-13.3%	▼	26
Non-Capital Felonies and Related Matters	2013	7	11	127	18	19	220	27	10	88	9	8	71	145			615
	2014	9	17	94	-	-	-	-	-	-	-	-	-	120	-17.2%	▼	120
Other	2013	8	11	9	3	9	7	15	10	6	8	-	1	28			87
	2014	-	2	-	-	-	-	-	-	-	-	-	-	2	-92.9%	▼	2
Other Criminally Related Matters	2013	-	-	-	6	3	2	3	-	1	1	2	-	0			18
	2014	2	3	7	-	-	-	-	-	-	-	-	-	12	0.0%	↔	12
Probates/Wills and Trusts	2013	-	-	2	-	-	2	-	-	-	-	-	-	2			4
Protective Orders	2013	-	1	-	-	-	-	-	-	-	-	-	-	1			1
Uncontested Divorce	2013	1	2	2	1	2	1	1	1	2	5	-	2	5			20
	2014	1	4	1	-	-	-	-	-	-	-	-	-	6	20.0%	▲	6

Type of Court: Circuit

Locale/Circuit: Smyth 28

Start/End Date: Jan-13 / Mar-14

Type of Case: Filings

AVG. Month: 248

2013 AVG Month: 252

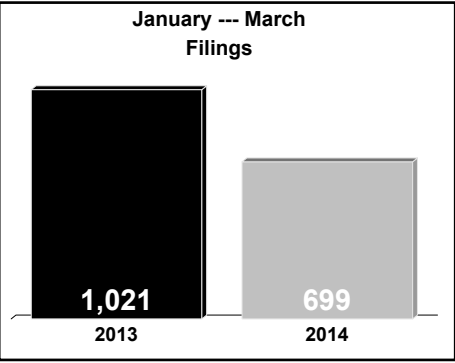
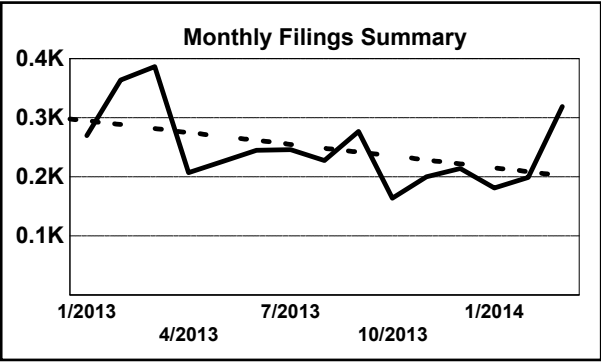
2014 AVG Month: 233

Jan-Mar 2013: 1,021

Jan-Mar 2014: 699

Filings Trending: Downward ▼

D
a
s
h
b
o
a
r
d



	Jan	Feb	Mar	Apr	May	Jun	Jul	Aug	Sep	Oct	Nov	Dec	Thru Mar	% Change	Trending	Total
2013	270	364	387	207	226	245	246	228	277	164	200	214	1,021			3,028
2014	181	199	319	-	-	-	-	-	-	-	-	-	699	-31.5%	▼	699

		Jan	Feb	Mar	Apr	May	Jun	Jul	Aug	Sep	Oct	Nov	Dec	Thru Mar	% Change	Trending	Total
Administrative Law	2013	-	-	-	-	-	-	-	-	-	1	3	-	0			4
	2014	1	-	-	-	-	-	-	-	-	-	-	-	1	0.0%	↔	1
Contested Divorce	2013	7	6	4	2	3	1	6	6	6	3	3	5	17			52
	2014	2	3	10	-	-	-	-	-	-	-	-	-	15	-11.8%	▼	15
Domestic and Family - Level 1	2013	5	-	2	3	4	2	1	10	1	-	-	-	7			28
	2014	1	2	-	-	-	-	-	-	-	-	-	-	3	-57.1%	▼	3
Domestic and Family - Level 2	2013	3	3	5	3	7	4	6	3	5	3	4	3	11			49
	2014	3	2	1	-	-	-	-	-	-	-	-	-	6	-45.5%	▼	6
General Civil - Level 1	2013	1	-	1	2	1	-	1	-	-	2	-	1	2			9
	2014	1	1	-	-	-	-	-	-	-	-	-	-	2	0.0%	↔	2
General Civil - Level 2	2013	2	4	4	2	1	6	11	9	5	6	3	5	10			58
	2014	8	4	8	-	-	-	-	-	-	-	-	-	20	100.0%	▲	20
General Civil - Level 3	2013	4	-	2	1	3	4	9	5	5	1	5	2	6			41
	2014	3	2	7	-	-	-	-	-	-	-	-	-	12	100.0%	▲	12
Miscellaneous	2013	159	190	126	92	56	36	49	44	44	62	56	60	475			974
	2014	75	90	103	-	-	-	-	-	-	-	-	-	268	-43.6%	▼	268
Misdemeanor	2013	19	9	18	3	16	13	4	23	24	2	10	8	46			149
	2014	10	6	11	-	-	-	-	-	-	-	-	-	27	-41.3%	▼	27
Non-Capital Felonies and Related Matters	2013	28	99	166	41	92	122	109	68	128	48	73	85	293			1,059
	2014	46	46	125	-	-	-	-	-	-	-	-	-	217	-25.9%	▼	217
Other	2013	33	38	40	41	20	47	35	41	41	30	28	37	111			431
	2014	15	28	41	-	-	-	-	-	-	-	-	-	84	-24.3%	▼	84
Other Criminally Related Matters	2013	1	3	7	2	6	-	1	9	5	-	3	2	11			39
	2014	3	3	-	-	-	-	-	-	-	-	-	-	6	-45.5%	▼	6
Probates/Wills and Trusts - Level 2	2013	1	2	2	1	4	2	2	1	2	2	4	2	5			25
	2014	3	4	4	-	-	-	-	-	-	-	-	-	11	120.0%	▲	11
Uncontested Divorce	2013	7	10	10	14	13	8	12	9	11	4	8	4	27			110
	2014	10	8	9	-	-	-	-	-	-	-	-	-	27	0.0%	↔	27

Type of Court: Circuit

Locale/Circuit: Washington 28

Start/End Date: Jan-13 / Mar-14

Type of Case: Filings

AVG. Month: 323

2013 AVG Month: 311

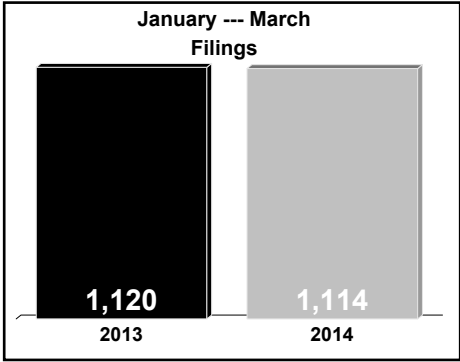
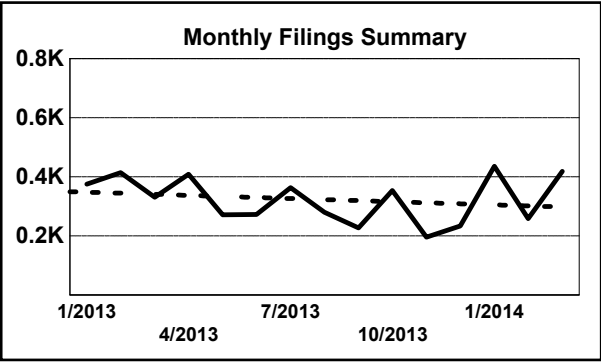
2014 AVG Month: 371

Jan-Mar 2013: 1,120

Jan-Mar 2014: 1,114

Filings Trending: Steady ↔

D
a
s
h
b
o
a
r
d



	Jan	Feb	Mar	Apr	May	Jun	Jul	Aug	Sep	Oct	Nov	Dec	Thru Mar	% Change	Trending	Total
2013	375	414	331	409	272	273	364	280	227	354	196	234	1,120			3,729
2014	436	259	419	-	-	-	-	-	-	-	-	-	1,114	-0.5%	▼	1,114

		Jan	Feb	Mar	Apr	May	Jun	Jul	Aug	Sep	Oct	Nov	Dec	Thru Mar	% Change	Trending	Total
Administrative Law	2013	1	1	2	-	1	-	-	-	-	1	-	-	4			6
	2014	-	1	1	-	-	-	-	-	-	-	-	-	2	-50.0%	▼	2
Contested Divorce	2013	4	14	4	4	6	8	8	6	3	5	3	1	22			66
	2014	5	11	7	-	-	-	-	-	-	-	-	-	23	4.5%	▲	23
Domestic and Family - Level 1	2013	3	-	5	9	5	-	-	2	2	6	2	-	8			34
	2014	2	1	14	-	-	-	-	-	-	-	-	-	17	112.5%	▲	17
Domestic and Family - Level 2	2013	2	2	4	2	5	1	1	2	3	3	5	-	8			30
	2014	3	1	-	-	-	-	-	-	-	-	-	-	4	-50.0%	▼	4
General Civil - Level 1	2013	1	2	1	2	1	2	-	-	1	1	-	2	4			13
	2013	13	8	4	9	7	4	18	8	6	11	4	5	25			97
General Civil - Level 2	2013	13	8	4	9	7	4	18	8	6	11	4	5	25			97
	2014	2	4	9	-	-	-	-	-	-	-	-	-	15	-40.0%	▼	15
General Civil - Level 3	2013	2	4	7	8	5	2	4	1	4	2	3	3	13			45
	2014	2	4	2	-	-	-	-	-	-	-	-	-	8	-38.5%	▼	8
Miscellaneous	2013	219	259	193	198	124	108	118	118	94	132	99	137	671			1,799
	2014	195	176	188	-	-	-	-	-	-	-	-	-	559	-16.7%	▼	559
Misdemeanor	2013	12	11	10	34	12	21	15	14	14	28	11	3	33			185
	2014	33	4	20	-	-	-	-	-	-	-	-	-	57	72.7%	▲	57
Non-Capital Felonies and Related Matters	2013	99	86	76	110	89	82	175	109	67	135	50	70	261			1,148
	2014	152	41	151	-	-	-	-	-	-	-	-	-	344	31.8%	▲	344
Other	2013	-	-	-	-	-	-	-	-	-	1	1	-	0			2
	2013	6	15	5	13	1	30	9	3	15	16	3	2	26	0.0%	↔	118
Other Criminally Related Matters	2013	6	15	5	13	1	30	9	3	15	16	3	2	26	0.0%	↔	118
	2014	27	-	11	-	-	-	-	-	-	-	-	-	38	46.2%	▲	38
Probates/Wills and Trusts	2013	-	-	1	-	-	-	-	-	-	-	-	-	1			1
Probates/Wills and Trusts	2013	-	1	-	-	1	1	-	2	2	2	-	1	1			10
Protective Orders	2013	-	-	-	-	1	-	-	-	-	-	-	1	0			2
	2014	-	-	1	-	-	-	-	-	-	-	-	-	1	0.0%	↔	1
Uncontested Divorce	2013	13	11	19	20	14	14	16	15	16	11	15	9	43			173
	2014	15	16	15	-	-	-	-	-	-	-	-	-	46	7.0%	▲	46

Type of Court: Circuit

Locale/Circuit: Bristol 28

Start/End Date: Jan-13 / Mar-14

Type of Case: Filings

AVG. Month: 165

2013 AVG Month: 166

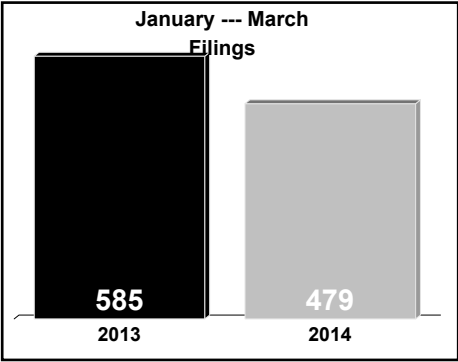
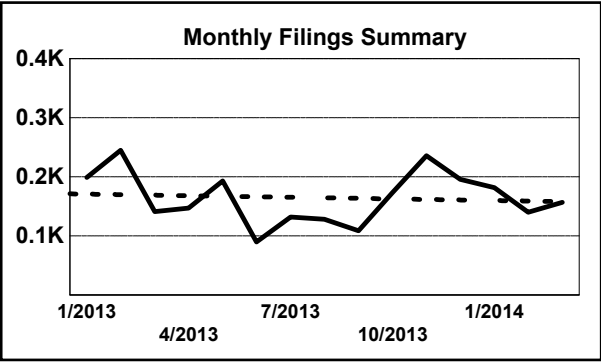
2014 AVG Month: 160

Jan-Mar 2013: 585

Jan-Mar 2014: 479

Filings Trending: Downward ▼

D
a
s
h
b
o
a
r
d



	Jan	Feb	Mar	Apr	May	Jun	Jul	Aug	Sep	Oct	Nov	Dec	Thru Mar	% Change	Trending	Total
2013	199	245	141	147	193	90	132	128	109	173	236	196	585			1,989
2014	182	140	157	-	-	-	-	-	-	-	-	-	479	-18.1%	▼	479

		Jan	Feb	Mar	Apr	May	Jun	Jul	Aug	Sep	Oct	Nov	Dec	Thru Mar	% Change	Trending	Total
Contested Divorce	2013	3	1	5	1	-	1	3	3	2	2	3	2	9			26
	2014	1	3	4	-	-	-	-	-	-	-	-	-	8	-11.1%	▼	8
Domestic and Family - Level 1	2013	11	2	2	12	-	-	2	1	4	1	2	6	15			43
	2014	1	-	2	-	-	-	-	-	-	-	-	-	3	-80.0%	▼	3
Domestic and Family - Level 2	2013	-	-	-	2	-	7	1	1	-	2	-	5	0			18
	2014	-	2	-	-	-	-	-	-	-	-	-	-	2	0.0%	↔	2
General Civil - Level 1	2013	1	1	-	-	-	1	-	-	-	-	-	-	2			3
	2014	1	-	1	-	-	-	-	-	-	-	-	-	2	0.0%	↔	2
General Civil - Level 2	2013	4	1	1	3	2	2	2	3	1	1	4	6	6			30
	2014	2	3	5	-	-	-	-	-	-	-	-	-	10	66.7%	▲	10
General Civil - Level 3	2013	4	-	3	1	1	-	1	-	2	6	4	4	7			26
	2014	3	3	2	-	-	-	-	-	-	-	-	-	8	14.3%	▲	8
Miscellaneous	2013	72	73	58	55	29	42	40	26	24	37	39	33	203			528
	2014	55	54	39	-	-	-	-	-	-	-	-	-	148	-27.1%	▼	148
Misdemeanor	2013	10	17	11	10	16	8	9	17	6	19	12	9	38			144
	2014	15	7	6	-	-	-	-	-	-	-	-	-	28	-26.3%	▼	28
Non-Capital Felonies and Related Matters	2013	87	146	57	48	134	25	57	69	59	97	153	87	290			1,019
	2014	86	53	75	-	-	-	-	-	-	-	-	-	214	-26.2%	▼	214
Other	2013	1	1	-	1	-	-	-	-	-	2	13	38	2			56
	2014	7	12	6	-	-	-	-	-	-	-	-	-	25	1,150.0%	▲	25
Other Criminally Related Matters	2013	-	1	1	5	4	2	12	2	4	-	2	2	2			35
	2014	7	3	12	-	-	-	-	-	-	-	-	-	22	1,000.0%	▲	22
Probates/Wills and Trusts	2013	-	-	-	-	-	-	1	-	-	-	-	-	0			1
Probates/Wills and Trusts	2013	-	1	-	-	-	-	-	-	-	-	1	-	1	0.0%	↔	2
Protective Orders	2013	-	-	-	-	1	-	-	-	-	-	-	-	0			1
Uncontested Divorce	2013	6	1	3	9	6	2	4	6	7	6	3	4	10	0.0%	↔	57
	2014	4	-	5	-	-	-	-	-	-	-	-	-	9	-10.0%	▼	9

Type of Court: Circuit

Locale/Circuit: Buchanan 29

Start/End Date: Jan-13 / Mar-14

Type of Case: Filings

AVG. Month: 206

2013 AVG Month: 190

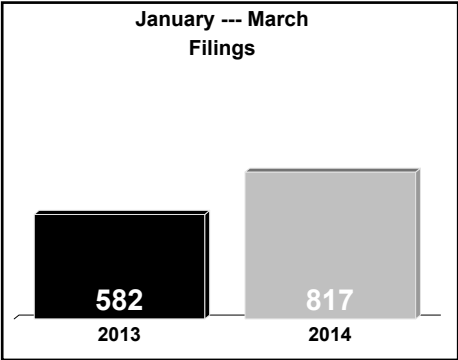
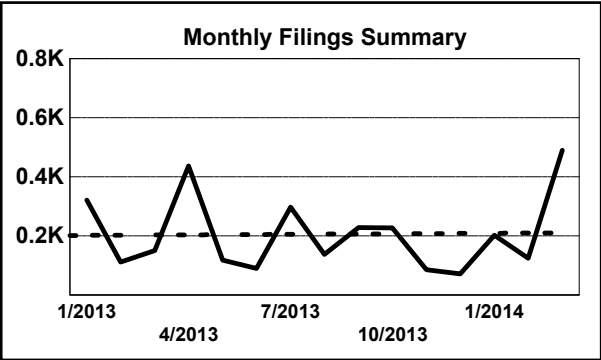
2014 AVG Month: 272

Jan-Mar 2013: 582

Jan-Mar 2014: 817

Filings Trending: Upward ▲

D
a
s
h
b
o
a
r
d

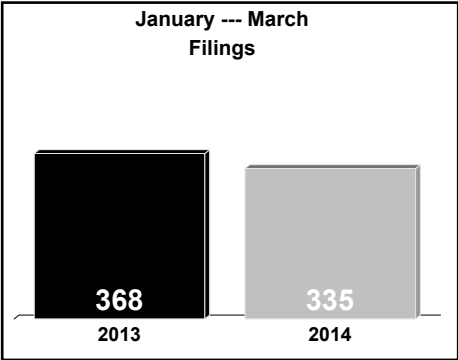
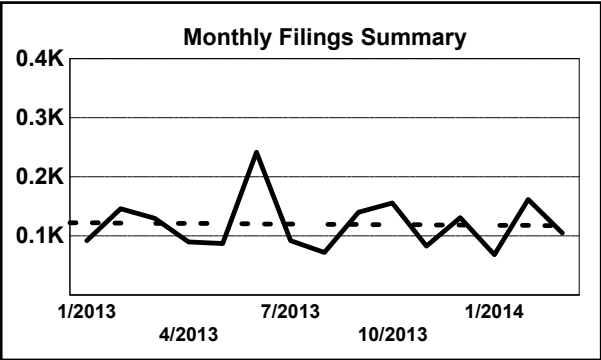


	Jan	Feb	Mar	Apr	May	Jun	Jul	Aug	Sep	Oct	Nov	Dec	Thru Mar	% Change	Trending	Total
2013	321	111	150	437	118	90	298	138	228	227	86	71	582			2,275
2014	202	125	490	-	-	-	-	-	-	-	-	-	817	40.4%	▲	817

		Jan	Feb	Mar	Apr	May	Jun	Jul	Aug	Sep	Oct	Nov	Dec	Thru Mar	% Change	Trending	Total
Administrative Law	2013	-	2	-	1	-	-	1	-	-	-	-	-	2			4
Contested Divorce	2013	1	2	1	2	3	2	4	2	3	1	2	1	4			24
	2014	2	1	3	-	-	-	-	-	-	-	-	-	6	50.0%	▲	6
Domestic and Family - Level 1	2013	-	-	3	3	1	1	-	-	-	8	-	-	3			16
	2014	2	2	-	-	-	-	-	-	-	-	-	-	4	33.3%	▲	4
Domestic and Family - Level 2	2013	-	-	1	2	4	1	2	2	3	2	3	1	1			21
	2014	1	2	2	-	-	-	-	-	-	-	-	-	5	400.0%	▲	5
General Civil - Level 1	2013	-	-	-	-	1	-	-	-	1	1	-	-	0			3
	2014	-	-	1	-	-	-	-	-	-	-	-	-	1	0.0%	↔	1
General Civil - Level 2	2013	1	4	4	13	17	9	4	6	7	4	2	2	9			73
	2014	4	3	4	-	-	-	-	-	-	-	-	-	11	22.2%	▲	11
General Civil - Level 3	2013	2	2	2	4	6	3	3	1	1	2	1	3	6			30
	2014	3	1	1	-	-	-	-	-	-	-	-	-	5	-16.7%	▼	5
Miscellaneous	2013	80	56	77	59	47	36	51	61	51	69	42	43	213			672
	2014	70	70	115	-	-	-	-	-	-	-	-	-	255	19.7%	▲	255
Misdemeanor	2013	27	5	17	15	13	12	27	17	30	18	8	9	49			198
	2014	16	10	54	-	-	-	-	-	-	-	-	-	80	63.3%	▲	80
Non-Capital Felonies and Related Matters	2013	201	29	36	334	20	15	191	38	120	109	22	6	266			1,121
	2014	93	28	295	-	-	-	-	-	-	-	-	-	416	56.4%	▲	416
Other	2013	1	-	-	-	-	-	3	2	-	-	1	-	1			7
	2014	-	1	-	-	-	-	-	-	-	-	-	-	1	0.0%	↔	1
Other Criminally Related Matters	2013	1	2	1	2	-	1	5	4	3	2	2	-	4			23
	2014	-	1	7	-	-	-	-	-	-	-	-	-	8	100.0%	▲	8
Probates/Wills and Trusts - Level 2	2013	2	2	1	-	1	1	-	1	-	2	-	1	5			11
	2014	1	1	-	-	-	-	-	-	-	-	-	-	2	-60.0%	▼	2
Protective Orders	2013	-	-	-	-	2	-	2	-	1	-	-	-	0			5
Uncontested Divorce	2013	5	7	7	2	3	9	5	4	8	9	3	5	19	0.0%	↔	67
	2014	10	5	8	-	-	-	-	-	-	-	-	-	23	21.1%	▲	23

Type of Court: Circuit
Locale/Circuit: Dickenson 29
Start/End Date: Jan-13 / Mar-14
Type of Case: Filings
AVG. Month: 120
2013 AVG Month: 122
2014 AVG Month: 112
Jan-Mar 2013: 368
Jan-Mar 2014: 335
Filings Trending: Downward ▼

D
a
s
h
b
o
a
r
d

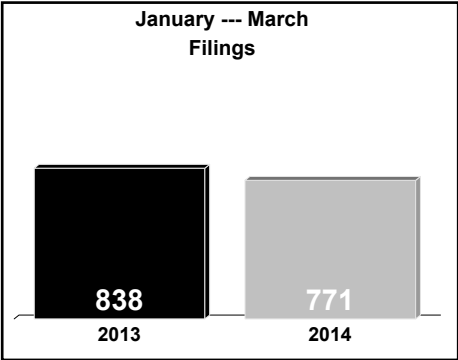
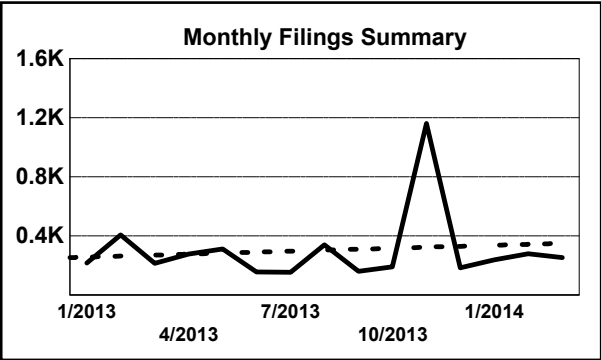


	Jan	Feb	Mar	Apr	May	Jun	Jul	Aug	Sep	Oct	Nov	Dec	Thru Mar	% Change	Trending	Total
2013	92	146	130	90	87	242	92	72	140	156	83	131	368			1,461
2014	68	162	105	-	-	-	-	-	-	-	-	-	335	-9.0%	▼	335

		Jan	Feb	Mar	Apr	May	Jun	Jul	Aug	Sep	Oct	Nov	Dec	Thru Mar	% Change	Trending	Total
Administrative Law	2013	-	1	1	-	-	1	-	-	-	-	-	-	2			3
Contested Divorce	2013	-	3	2	1	2	1	1	4	3	1	-	2	5			20
	2014	4	2	2	-	-	-	-	-	-	-	-	-	8	60.0%	▲	8
Domestic and Family - Level 1	2013	1	-	-	2	1	-	5	6	15	3	10	-	1			43
	2014	6	-	4	-	-	-	-	-	-	-	-	-	10	900.0%	▲	10
Domestic and Family - Level 2	2013	1	-	1	2	2	-	-	-	-	1	3	1	2			11
	2014	-	6	3	-	-	-	-	-	-	-	-	-	9	350.0%	▲	9
General Civil - Level 1	2013	-	2	-	-	-	1	-	-	-	-	-	-	2			3
General Civil - Level 2	2013	2	-	2	2	2	3	1	7	-	1	5	2	4			27
	2014	2	1	2	-	-	-	-	-	-	-	-	-	5	25.0%	▲	5
General Civil - Level 3	2013	3	-	-	-	-	2	1	1	1	2	2	1	3			13
	2014	2	4	-	-	-	-	-	-	-	-	-	-	6	100.0%	▲	6
Miscellaneous	2013	52	53	40	48	32	18	30	26	45	40	32	32	145			448
	2014	32	39	43	-	-	-	-	-	-	-	-	-	114	-21.4%	▼	114
Misdemeanor	2013	1	2	9	3	6	3	5	2	15	4	3	7	12			60
	2014	2	14	2	-	-	-	-	-	-	-	-	-	18	50.0%	▲	18
Non-Capital Felonies and Related Matters	2013	11	65	47	18	27	185	42	13	40	74	13	66	123			601
	2014	9	82	26	-	-	-	-	-	-	-	-	-	117	-4.9%	▼	117
Other	2013	16	17	18	10	12	25	3	10	14	24	14	18	51			181
	2014	7	11	18	-	-	-	-	-	-	-	-	-	36	-29.4%	▼	36
Other Criminally Related M	2013	-	-	1	1	-	-	1	-	1	-	-	-	1			4
Probates/Wills and Trusts - Level 2	2013	1	-	-	-	-	-	1	1	2	-	-	-	1			5
	2014	-	1	2	-	-	-	-	-	-	-	-	-	3	200.0%	▲	3
Uncontested Divorce	2013	4	3	9	3	3	3	2	2	4	6	1	2	16			42
	2014	4	2	3	-	-	-	-	-	-	-	-	-	9	-43.8%	▼	9

Type of Court: Circuit
Locale/Circuit: Russell 29
Start/End Date: Jan-13 / Mar-14
Type of Case: Filings
AVG. Month: 303
2013 AVG Month: 315
2014 AVG Month: 257
Jan-Mar 2013: 838
Jan-Mar 2014: 771
Filings Trending: Downward ▼

D
a
s
h
b
o
a
r
d



	Jan	Feb	Mar	Apr	May	Jun	Jul	Aug	Sep	Oct	Nov	Dec	Thru Mar	% Change	Trending	Total
2013	216	407	215	278	312	157	154	339	161	191	1,163	184	838			3,777
2014	238	279	254	-	-	-	-	-	-	-	-	-	771	-8.0%	▼	771

		Jan	Feb	Mar	Apr	May	Jun	Jul	Aug	Sep	Oct	Nov	Dec	Thru Mar	% Change	Trending	Total
Administrative Law	2013	-	-	-	-	-	-	1	2	-	-	-	1	0			4
	2014	-	-	1	-	-	-	-	-	-	-	-	-	1	0.0%	↔	1
Contested Divorce	2013	7	7	5	3	8	5	4	7	4	9	5	2	19			66
	2014	5	2	3	-	-	-	-	-	-	-	-	-	10	-47.4%	▼	10
Domestic and Family - Level 1	2013	3	-	7	5	-	4	3	4	6	4	2	2	10			40
	2014	15	3	5	-	-	-	-	-	-	-	-	-	23	130.0%	▲	23
Domestic and Family - Level 2	2013	2	-	1	3	2	4	3	4	1	3	4	2	3			29
	2014	2	5	3	-	-	-	-	-	-	-	-	-	10	233.3%	▲	10
General Civil - Level 1	2013	-	1	-	-	1	1	-	-	1	-	-	-	1			4
	2014	7	2	4	-	-	-	-	-	-	-	-	-	13	0.0%	↔	13
General Civil - Level 2	2013	3	3	7	8	6	5	7	4	3	10	3	6	13			65
	2014	7	2	4	-	-	-	-	-	-	-	-	-	13	0.0%	↔	13
General Civil - Level 3	2013	3	1	1	2	1	5	5	2	2	3	1	-	5			26
	2014	4	1	2	-	-	-	-	-	-	-	-	-	7	40.0%	▲	7
Miscellaneous	2013	85	118	85	89	54	46	42	50	33	60	59	51	288			772
	2014	88	88	116	-	-	-	-	-	-	-	-	-	292	1.4%	▲	292
Misdemeanor	2013	5	61	18	9	26	2	7	31	15	13	23	25	84			235
	2014	24	36	23	-	-	-	-	-	-	-	-	-	83	-1.2%	▼	83
Non-Capital Felonies and Related Matters	2013	69	167	52	126	182	58	50	203	51	58	1,043	67	288			2,126
	2014	69	99	61	-	-	-	-	-	-	-	-	-	229	-20.5%	▼	229
Other	2013	27	31	19	22	20	21	17	23	28	16	17	16	77			257
	2014	15	34	20	-	-	-	-	-	-	-	-	-	69	-10.4%	▼	69
Other Criminally Related Matters	2013	-	2	4	6	3	-	6	6	2	1	3	2	6			35
	2014	-	-	1	-	-	-	-	-	-	-	-	-	1	-83.3%	▼	1
Probates/Wills and Trusts - Level 2	2013	1	2	1	1	2	1	2	-	-	-	-	-	4			10
	2014	1	-	-	-	-	-	-	-	-	-	-	-	1	-75.0%	▼	1
Uncontested Divorce	2013	11	14	15	4	7	5	7	3	15	14	3	10	40			108
	2014	8	9	15	-	-	-	-	-	-	-	-	-	32	-20.0%	▼	32

Type of Court: Circuit

Locale/Circuit: Tazewell 29

Start/End Date: Jan-13 / Mar-14

Type of Case: Filings

AVG. Month: 577

2013 AVG Month: 587

2014 AVG Month: 533

Jan-Mar 2013: 2,078

Jan-Mar 2014: 1,599

Filings Trending: Downward ▼

D

a

s

h

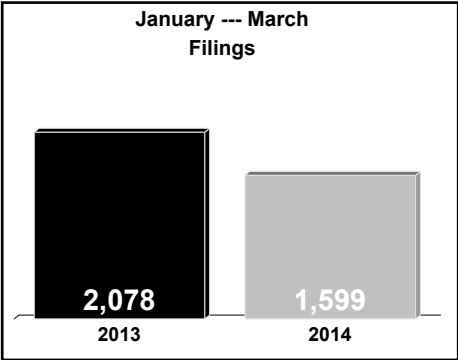
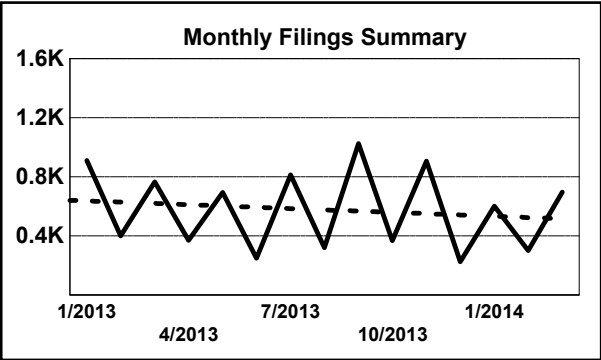
b

o

a

r

d



	Jan	Feb	Mar	Apr	May	Jun	Jul	Aug	Sep	Oct	Nov	Dec	Thru Mar	% Change	Trending	Total
2013	912	400	766	370	695	248	814	321	1,025	367	906	225	2,078			7,049
2014	601	301	697	-	-	-	-	-	-	-	-	-	1,599	-23.1%	▼	1,599

		Jan	Feb	Mar	Apr	May	Jun	Jul	Aug	Sep	Oct	Nov	Dec	Thru Mar	% Change	Trending	Total
Administrative Law	2013	2	-	2	1	-	1	-	1	-	1	-	2	4			10
Capital Murder	2013	-	-	-	-	-	-	-	-	-	3	2	-	0			5
Contested Divorce	2013	7	3	5	14	11	7	5	6	3	5	9	1	15	0.0%	↔	76
	2014	8	15	7	-	-	-	-	-	-	-	-	-	30	100.0%	▲	30
Domestic and Family - Level 1	2013	-	-	10	4	3	-	1	3	3	6	5	2	10			37
	2014	2	1	5	-	-	-	-	-	-	-	-	-	8	-20.0%	▼	8
Domestic and Family - Level 2	2013	2	2	2	5	-	2	3	5	1	3	1	2	6			28
	2014	1	1	2	-	-	-	-	-	-	-	-	-	4	-33.3%	▼	4
General Civil - Level 1	2013	-	-	-	1	2	-	1	2	-	1	1	-	0			8
	2014	1	-	1	-	-	-	-	-	-	-	-	-	2	0.0%	↔	2
General Civil - Level 2	2013	9	4	10	4	11	7	7	8	4	4	5	3	23			76
	2014	3	10	10	-	-	-	-	-	-	-	-	-	23	0.0%	↔	23
General Civil - Level 3	2013	4	1	6	5	4	-	5	6	3	4	2	3	11			43
	2014	2	1	2	-	-	-	-	-	-	-	-	-	5	-54.5%	▼	5
Miscellaneous	2013	157	189	185	135	91	87	80	86	75	86	80	91	531			1,342
	2014	103	149	202	-	-	-	-	-	-	-	-	-	454	-14.5%	▼	454
Misdemeanor	2013	87	28	115	53	88	27	142	29	187	37	289	20	230			1,102
	2014	82	28	120	-	-	-	-	-	-	-	-	-	230	0.0%	↔	230
Non-Capital Felonies and Related Matters	2013	599	142	399	112	449	92	534	142	723	192	475	71	1,140			3,930
	2014	369	67	314	-	-	-	-	-	-	-	-	-	750	-34.2%	▼	750
Other	2013	16	9	7	9	9	7	9	7	8	10	5	12	32			108
	2014	6	11	11	-	-	-	-	-	-	-	-	-	28	-12.5%	▼	28
Other Criminally Related Matters	2013	9	1	3	4	6	1	9	3	3	1	12	4	13			56
	2014	8	2	4	-	-	-	-	-	-	-	-	-	14	7.7%	▲	14
Probates/Wills and Trusts	2013	-	-	-	-	-	1	-	-	-	-	-	-	0			1
Probates/Wills and Trusts - Level 2	2013	7	5	2	2	-	2	4	3	1	6	3	2	14	0.0%	↔	37
	2014	4	3	1	-	-	-	-	-	-	-	-	-	8	-42.9%	▼	8
Uncontested Divorce	2013	13	16	20	21	21	14	14	20	14	8	17	12	49			190
	2014	12	13	18	-	-	-	-	-	-	-	-	-	43	-12.2%	▼	43

Type of Court: Circuit

Locale/Circuit: Lee 30

Start/End Date: Jan-13 / Mar-14

Type of Case: Filings

AVG. Month: 223

2013 AVG Month: 199

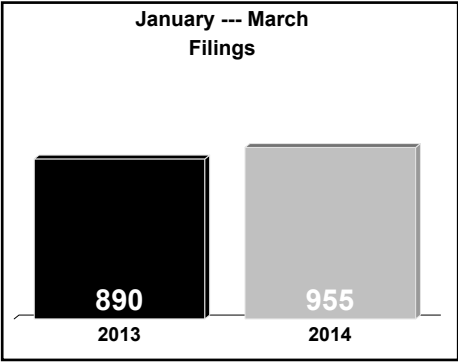
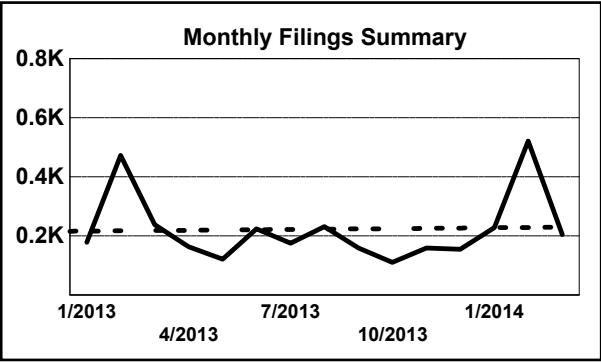
2014 AVG Month: 318

Jan-Mar 2013: 890

Jan-Mar 2014: 955

Filings Trending: Upward ▲

D
a
s
h
b
o
a
r
d



	Jan	Feb	Mar	Apr	May	Jun	Jul	Aug	Sep	Oct	Nov	Dec	Thru Mar	% Change	Trending	Total
2013	179	473	238	163	121	224	175	232	159	110	159	155	890			2,388
2014	228	522	205	-	-	-	-	-	-	-	-	-	955	7.3%	▲	955

		Jan	Feb	Mar	Apr	May	Jun	Jul	Aug	Sep	Oct	Nov	Dec	Thru Mar	% Change	Trending	Total
Administrative Law	2013	-	1	-	-	-	-	-	-	-	-	-	-	1			1
Contested Divorce	2013	1	4	2	4	3	2	2	1	-	4	1	2	7			26
	2014	2	4	-	-	-	-	-	-	-	-	-	-	6	-14.3%	▼	6
Domestic and Family - Level 1	2013	1	1	-	-	-	-	5	-	-	-	3	-	2			10
	2014	5	4	-	-	-	-	-	-	-	-	-	-	9	350.0%	▲	9
Domestic and Family - Level 2	2013	-	-	-	2	2	-	2	2	2	-	3	3	0			16
	2014	-	4	2	-	-	-	-	-	-	-	-	-	6	0.0%	↔	6
General Civil - Level 1	2013	1	-	-	2	-	-	-	-	-	-	-	1	1			4
	2014	-	-	1	-	-	-	-	-	-	-	-	-	1	0.0%	↔	1
General Civil - Level 2	2013	3	6	5	5	10	1	1	3	5	1	3	3	14			46
	2014	1	4	5	-	-	-	-	-	-	-	-	-	10	-28.6%	▼	10
General Civil - Level 3	2013	-	-	3	2	2	3	1	1	2	6	6	3	3			29
	2014	5	-	4	-	-	-	-	-	-	-	-	-	9	200.0%	▲	9
Miscellaneous	2013	56	83	74	55	27	43	38	31	42	45	47	36	213			577
	2014	58	62	53	-	-	-	-	-	-	-	-	-	173	-18.8%	▼	173
Misdemeanor	2013	33	198	52	22	30	36	26	32	22	23	10	16	283			500
	2014	30	320	12	-	-	-	-	-	-	-	-	-	362	27.9%	▲	362
Non-Capital Felonies and Related Matters	2013	64	161	79	54	37	129	81	156	65	19	65	77	304			987
	2014	104	105	107	-	-	-	-	-	-	-	-	-	316	3.9%	▲	316
Other	2013	1	1	-	3	-	1	2	-	2	1	-	3	2			14
	2014	2	3	3	-	-	-	-	-	-	-	-	-	8	300.0%	▲	8
Other Criminally Related Matters	2013	4	1	8	5	4	1	4	2	6	3	8	8	13			54
	2014	10	8	2	-	-	-	-	-	-	-	-	-	20	53.8%	▲	20
Probates/Wills and Trusts	2013	-	-	-	1	-	-	-	-	-	-	-	-	0			1
Probates/Wills and Trusts - Level 2	2013	8	-	4	1	1	1	2	1	3	-	5	-	12	0.0%	↔	26
	2014	4	2	3	-	-	-	-	-	-	-	-	-	9	-25.0%	▼	9
Uncontested Divorce	2013	7	17	11	7	5	7	11	3	10	8	8	3	35			97
	2014	7	6	13	-	-	-	-	-	-	-	-	-	26	-25.7%	▼	26

Type of Court: Circuit

Locale/Circuit: Scott 30

Start/End Date: Jan-13 / Mar-14

Type of Case: Filings

AVG. Month: 206

2013 AVG Month: 193

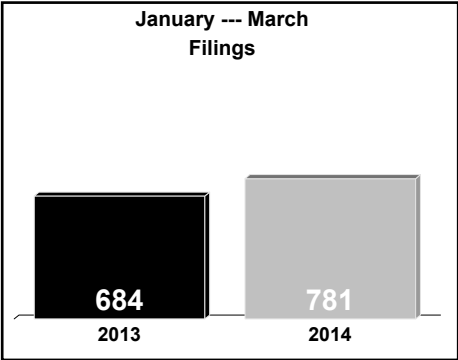
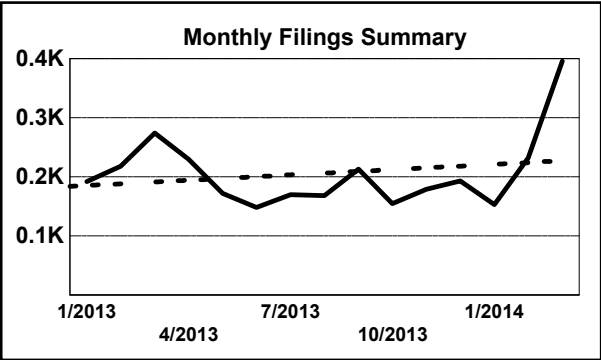
2014 AVG Month: 260

Jan-Mar 2013: 684

Jan-Mar 2014: 781

Filings Trending: Upward ▲

D
a
s
h
b
o
a
r
d



	Jan	Feb	Mar	Apr	May	Jun	Jul	Aug	Sep	Oct	Nov	Dec	Thru Mar	% Change	Trending	Total
2013	192	218	274	230	172	148	170	168	213	155	179	193	684			2,312
2014	153	232	396	-	-	-	-	-	-	-	-	-	781	14.2%	▲	781

		Jan	Feb	Mar	Apr	May	Jun	Jul	Aug	Sep	Oct	Nov	Dec	Thru Mar	% Change	Trending	Total
Administrative Law	2013	-	-	-	-	-	-	-	-	1	-	-	1	0			2
Contested Divorce	2013	2	5	4	2	4	5	2	1	6	2	5	4	11	0.0%	↔	42
	2014	2	3	4	-	-	-	-	-	-	-	-	-	9	-18.2%	▼	9
Domestic and Family - Level 1	2013	1	-	-	-	3	3	2	1	2	1	2	2	1			17
	2014	2	-	-	-	-	-	-	-	-	-	-	-	2	100.0%	▲	2
Domestic and Family - Level 2	2013	5	1	2	1	2	2	-	2	-	1	1	-	8			17
	2014	1	-	-	-	-	-	-	-	-	-	-	-	1	-87.5%	▼	1
General Civil - Level 1	2013	-	-	-	-	1	-	1	-	-	2	1	1	0			6
General Civil - Level 2	2013	3	2	7	1	5	3	-	2	3	5	6	4	12	0.0%	↔	41
	2014	7	2	6	-	-	-	-	-	-	-	-	-	15	25.0%	▲	15
General Civil - Level 3	2013	2	-	3	-	-	2	2	2	3	3	1	3	5			21
	2014	1	1	1	-	-	-	-	-	-	-	-	-	3	-40.0%	▼	3
Miscellaneous	2013	101	103	102	85	49	39	52	46	54	62	52	64	306			809
	2014	60	78	88	-	-	-	-	-	-	-	-	-	226	-26.1%	▼	226
Misdemeanor	2013	23	10	72	17	37	29	47	28	34	34	30	39	105			400
	2014	31	28	55	-	-	-	-	-	-	-	-	-	114	8.6%	▲	114
Non-Capital Felonies and Related Matters	2013	37	84	60	116	50	54	48	64	88	19	74	57	181			751
	2014	43	107	207	-	-	-	-	-	-	-	-	-	357	97.2%	▲	357
Other	2013	1	-	-	-	-	-	-	-	-	1	-	1	1			3
Other Criminally Related Matters	2013	6	-	15	1	7	4	5	12	7	8	3	11	21			79
	2014	2	1	18	-	-	-	-	-	-	-	-	-	21	0.0%	↔	21
Probates/Wills and Trusts - Level 1	2013	-	-	1	-	-	-	-	1	-	-	1	-	1			3
	2014	-	1	-	-	-	-	-	-	-	-	-	-	1	0.0%	↔	1
Probates/Wills and Trusts - Level 2	2013	3	-	-	-	3	3	1	2	2	8	-	1	3			23
	2014	-	-	6	-	-	-	-	-	-	-	-	-	6	100.0%	▲	6
Uncontested Divorce	2013	8	13	8	7	11	4	10	7	13	9	3	5	29			98
	2014	4	11	11	-	-	-	-	-	-	-	-	-	26	-10.3%	▼	26

Type of Court: Circuit

Locale/Circuit: Wise 30

Start/End Date: Jan-13 / Mar-14

Type of Case: Filings

AVG. Month: 462

2013 AVG Month: 485

2014 AVG Month: 371

Jan-Mar 2013: 1,624

Jan-Mar 2014: 1,112

Filings Trending: Downward ▼

D

a

s

h

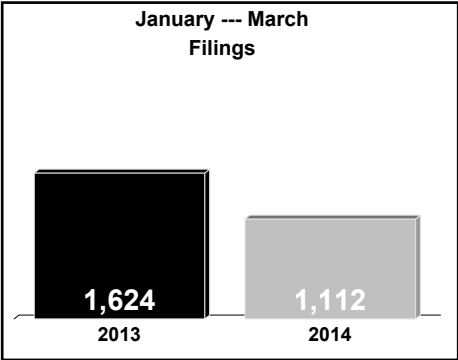
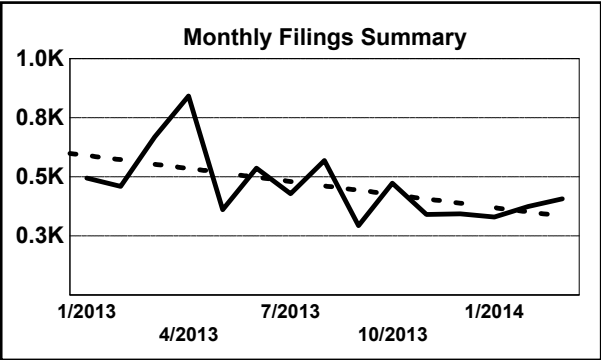
b

o

a

r

d



	Jan	Feb	Mar	Apr	May	Jun	Jul	Aug	Sep	Oct	Nov	Dec	Thru Mar	% Change	Trending	Total
2013	495	460	669	843	361	537	429	569	293	474	341	343	1,624			5,814
2014	330	375	407	-	-	-	-	-	-	-	-	-	1,112	-31.5%	▼	1,112

		Jan	Feb	Mar	Apr	May	Jun	Jul	Aug	Sep	Oct	Nov	Dec	Thru Mar	% Change	Trending	Total
Administrative Law	2013	2	-	1	1	-	2	-	-	-	-	1	-	3			7
	2014	1	-	-	-	-	-	-	-	-	-	-	-	1	-66.7%	▼	1
Contested Divorce	2013	8	12	10	8	12	8	9	9	12	10	5	8	30			111
	2014	11	6	8	-	-	-	-	-	-	-	-	-	25	-16.7%	▼	25
Domestic and Family - Level 1	2013	3	8	6	4	8	1	7	2	20	9	5	5	17			78
	2014	2	10	1	-	-	-	-	-	-	-	-	-	13	-23.5%	▼	13
Domestic and Family - Level 2	2013	7	7	3	3	4	7	7	2	4	5	2	7	17			58
	2014	3	2	-	-	-	-	-	-	-	-	-	-	5	-70.6%	▼	5
General Civil	2013	1	-	-	-	-	-	-	-	-	-	-	-	1			1
General Civil - Level 1	2013	-	-	-	-	2	1	-	3	1	2	2	-	0			11
	2014	1	-	2	-	-	-	-	-	-	-	-	-	3	0.0%	↔	3
General Civil - Level 2	2013	12	9	10	13	10	9	8	12	7	9	8	15	31			122
	2014	9	10	4	-	-	-	-	-	-	-	-	-	23	-25.8%	▼	23
General Civil - Level 3	2013	-	5	5	7	1	5	1	4	2	6	5	2	10			43
	2014	9	4	5	-	-	-	-	-	-	-	-	-	18	80.0%	▲	18
Miscellaneous	2013	199	172	119	136	100	77	63	84	61	100	57	54	490			1,222
	2014	70	135	131	-	-	-	-	-	-	-	-	-	336	-31.4%	▼	336
Misdemeanor	2013	82	57	92	110	73	107	84	86	51	73	66	70	231			951
	2014	59	52	73	-	-	-	-	-	-	-	-	-	184	-20.3%	▼	184
Non-Capital Felonies and Related Matters	2013	155	167	377	532	117	290	222	321	88	221	174	157	699			2,821
	2014	136	127	147	-	-	-	-	-	-	-	-	-	410	-41.3%	▼	410
Other	2013	3	-	4	1	4	7	3	3	1	3	-	-	7			29
	2014	1	6	1	-	-	-	-	-	-	-	-	-	8	14.3%	▲	8
Other Criminally Related Matters	2013	3	3	14	3	10	3	8	11	19	15	3	9	20			101
	2014	3	5	5	-	-	-	-	-	-	-	-	-	13	-35.0%	▼	13
Probates/Wills and Trusts - Level 1	2013	-	-	-	-	-	-	-	-	1	-	-	-	0			1
	2014	-	-	1	-	-	-	-	-	-	-	-	-	1	0.0%	↔	1
Probates/Wills and Trusts - Level 2	2013	2	3	1	-	3	-	4	3	2	1	3	1	6			23
	2014	1	-	3	-	-	-	-	-	-	-	-	-	4	-33.3%	▼	4
Uncontested Divorce	2013	18	17	27	25	17	20	13	29	24	20	10	15	62			235
	2014	24	18	26	-	-	-	-	-	-	-	-	-	68	9.7%	▲	68

Type of Court: Circuit

Locale/Circuit: Prince William 31

Start/End Date: Jan-13 / Mar-14

Type of Case: Filings

AVG. Month: 1,458

2013 AVG Month: 1,467

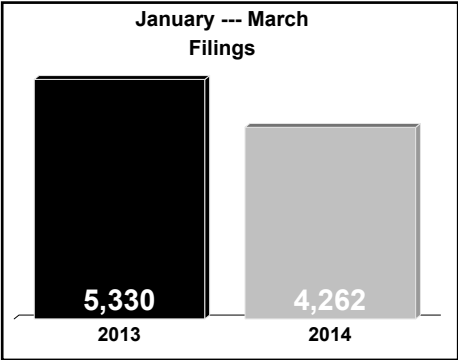
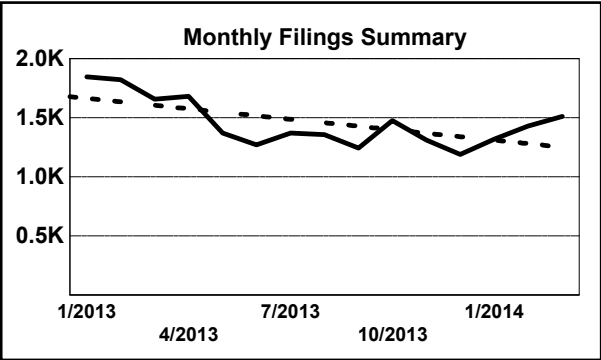
2014 AVG Month: 1,421

Jan-Mar 2013: 5,330

Jan-Mar 2014: 4,262

Filings Trending: Downward ▼

D
a
s
h
b
o
a
r
d



	Jan	Feb	Mar	Apr	May	Jun	Jul	Aug	Sep	Oct	Nov	Dec	Thru Mar	% Change	Trending	Total
2013	1,847	1,824	1,659	1,682	1,372	1,271	1,372	1,359	1,243	1,476	1,313	1,189	5,330			17,607
2014	1,321	1,430	1,511	-	-	-	-	-	-	-	-	-	4,262	-20.0%	▼	4,262

		Jan	Feb	Mar	Apr	May	Jun	Jul	Aug	Sep	Oct	Nov	Dec	Thru Mar	% Change	Trending	Total
Administrative Law	2013	1	-	1	2	3	2	1	1	1	1	3	2	2			18
	2014	2	1	-	-	-	-	-	-	-	-	-	-	3	50.0%	▲	3
Contested Divorce	2013	25	35	44	41	36	23	27	29	32	37	28	32	104			389
	2014	31	21	37	-	-	-	-	-	-	-	-	-	89	-14.4%	▼	89
Domestic and Family - Level 1	2013	22	12	4	30	12	14	8	11	25	12	24	11	38			185
	2014	5	13	14	-	-	-	-	-	-	-	-	-	32	-15.8%	▼	32
Domestic and Family - Level 2	2013	13	8	7	13	12	15	13	12	19	28	20	13	28			173
	2014	13	21	8	-	-	-	-	-	-	-	-	-	42	50.0%	▲	42
General Civil - Level 1	2013	2	4	2	3	3	3	-	3	5	2	2	2	8			31
	2014	3	4	4	-	-	-	-	-	-	-	-	-	11	37.5%	▲	11
General Civil - Level 2	2013	72	73	75	85	56	54	83	69	54	75	70	91	220			857
	2014	79	52	74	-	-	-	-	-	-	-	-	-	205	-6.8%	▼	205
General Civil - Level 3	2013	39	34	34	35	35	31	29	24	25	34	25	24	107			369
	2014	32	26	34	-	-	-	-	-	-	-	-	-	92	-14.0%	▼	92
Miscellaneous	2013	1,040	911	851	720	587	440	577	520	435	602	481	499	2,802			7,663
	2014	600	644	635	-	-	-	-	-	-	-	-	-	1,879	-32.9%	▼	1,879
Misdemeanor	2013	105	168	103	145	116	142	117	145	93	98	95	111	376			1,438
	2014	95	116	88	-	-	-	-	-	-	-	-	-	299	-20.5%	▼	299
Non-Capital Felonies and Related Matters	2013	269	380	248	355	313	322	277	301	335	303	337	249	897			3,689
	2014	230	282	413	-	-	-	-	-	-	-	-	-	925	3.1%	▲	925
Other	2013	90	59	79	67	52	53	67	61	82	63	77	55	228			805
	2014	67	93	59	-	-	-	-	-	-	-	-	-	219	-3.9%	▼	219
Other Criminally Related Matters	2013	66	47	100	90	52	75	56	92	34	98	71	51	213			832
	2014	72	79	51	-	-	-	-	-	-	-	-	-	202	-5.2%	▼	202
Probates/Wills and Trusts - Level 1	2013	-	-	-	2	1	-	-	-	-	-	1	-	0			4
	2014	-	2	1	-	-	-	-	-	-	-	-	-	3	0.0%	↔	3
Probates/Wills and Trusts - Level 2	2013	7	6	9	11	5	10	11	5	5	15	6	6	22			96
	2014	5	9	7	-	-	-	-	-	-	-	-	-	21	-4.5%	▼	21
Protective Orders	2013	6	4	2	2	4	7	7	13	3	4	1	2	12			55
	2014	5	3	2	-	-	-	-	-	-	-	-	-	10	-16.7%	▼	10
Uncontested Divorce	2013	90	83	100	81	85	80	99	73	95	104	72	41	273			1,003
	2014	82	64	84	-	-	-	-	-	-	-	-	-	230	-15.8%	▼	230