

Type of Court: Circuit

Locale/Circuit: Chesapeake 1

Start/End Date: Jan-13 / Jun-14

Type of Case: Filings

AVG. Month: 1,159

2013 AVG Month: 1,161

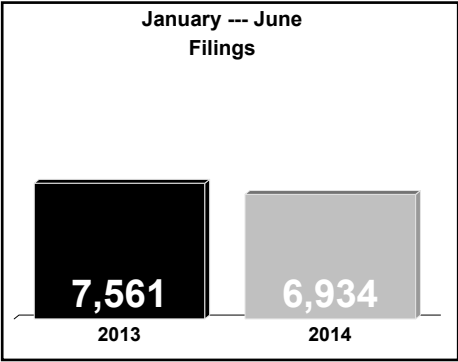
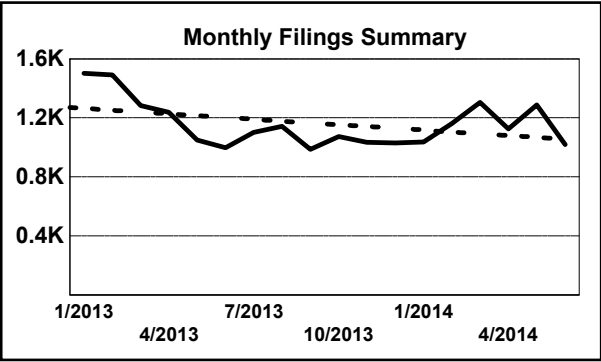
2014 AVG Month: 1,156

Jan-Jun 2013: 7,561

Jan-Jun 2014: 6,934

Filings Trending: Downward ▼

D
a
s
h
b
o
a
r
d



	Jan	Feb	Mar	Apr	May	<u>Jun</u>	Jul	Aug	Sep	Oct	Nov	Dec	Thru Jun	% Change	Trending	Total
2013	1,502	1,490	1,283	1,238	1,050	998	1,101	1,142	988	1,073	1,034	1,031	7,561			13,930
2014	1,036	1,163	1,304	1,125	1,287	1,019	-	-	-	-	-	-	6,934	-8.3%	▼	6,934

		Jan	Feb	Mar	Apr	May	<u>Jun</u>	Jul	Aug	Sep	Oct	Nov	Dec	Thru Jun	% Change	Trending	Total
Administrative Law	2013	-	3	5	6	3	1	1	2	1	3	-	2	18			27
	2014	1	1	3	1	-	-	-	-	-	-	-	-	6	-66.7%	▼	6
Contested Divorce	2013	18	31	29	20	24	23	26	17	21	11	21	12	145			253
	2014	17	26	39	33	33	33	-	-	-	-	-	-	181	24.8%	▲	181
Domestic and Family - Level 1	2013	13	22	33	10	14	18	17	16	13	18	3	11	110			188
	2014	8	13	19	15	22	11	-	-	-	-	-	-	88	-20.0%	▼	88
Domestic and Family - Level 2	2013	8	6	9	12	12	14	14	9	11	6	7	8	61			116
	2014	14	8	9	16	15	2	-	-	-	-	-	-	64	4.9%	▲	64
General Civil - Level 1	2013	3	3	4	4	2	2	2	2	2	2	4	4	18			34
	2014	3	2	3	2	5	2	-	-	-	-	-	-	17	-5.6%	▼	17
General Civil - Level 2	2013	31	76	36	79	33	34	49	38	36	38	52	38	289			540
	2014	19	55	34	38	55	35	-	-	-	-	-	-	236	-18.3%	▼	236
General Civil - Level 3	2013	12	15	20	35	17	9	31	8	11	13	20	9	108			200
	2014	17	22	23	17	30	7	-	-	-	-	-	-	116	7.4%	▲	116
Miscellaneous	2013	714	618	517	433	363	241	348	327	328	277	289	343	2,886			4,798
	2014	410	437	472	385	364	231	-	-	-	-	-	-	2,299	-20.3%	▼	2,299
Misdemeanor	2013	120	135	135	151	118	148	146	140	119	128	130	155	807			1,625
	2014	127	116	161	157	165	145	-	-	-	-	-	-	871	7.9%	▲	871
Non-Capital Felonies and Related Matters	2013	408	397	340	307	310	350	296	419	305	401	356	283	2,112			4,172
	2014	275	305	341	255	381	348	-	-	-	-	-	-	1,905	-9.8%	▼	1,905
Other	2013	71	69	56	65	54	64	72	60	68	67	51	53	379			750
	2014	73	71	81	66	84	98	-	-	-	-	-	-	473	24.8%	▲	473
Other Criminally Related Matters	2013	49	46	30	48	40	37	47	44	31	55	45	51	250			523
	2014	18	29	45	59	61	44	-	-	-	-	-	-	256	2.4%	▲	256
Probates/Wills and Trusts - Level 1	2013	1	-	1	1	1	-	-	-	-	-	1	-	4			5
	2014	-	-	1	-	-	-	-	-	-	-	-	-	1	-75.0%	▼	1
Probates/Wills and Trusts - Level 2	2013	5	3	2	11	7	7	6	8	4	5	4	2	35			64
	2014	4	7	3	7	3	8	-	-	-	-	-	-	32	-8.6%	▼	32
Protective Orders	2014	-	-	-	1	-	-	-	-	-	-	-	-	1			1
Uncontested Divorce	2013	49	66	66	56	52	50	46	52	38	49	51	60	339			635
	2014	50	71	70	73	69	55	-	-	-	-	-	-	388	14.5%	▲	388

Type of Court: Circuit

Locale/Circuit: Accomack 32

Start/End Date: Jan-13 / Jun-14

Type of Case: Filings

AVG. Month: 125

2013 AVG Month: 137

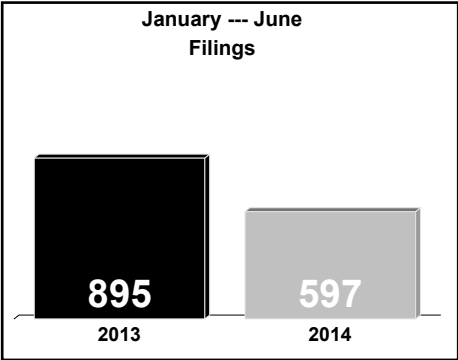
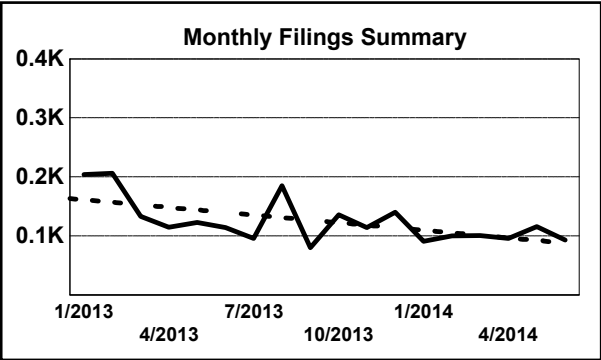
2014 AVG Month: 100

Jan-Jun 2013: 895

Jan-Jun 2014: 597

Filings Trending: Downward ▼

D
a
s
h
b
o
a
r
d

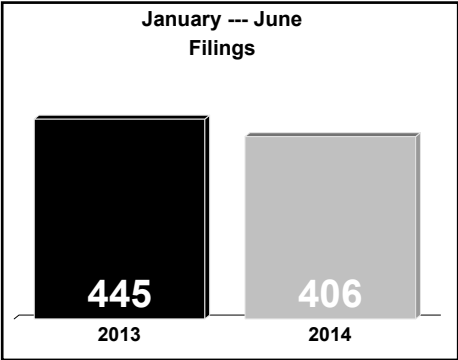
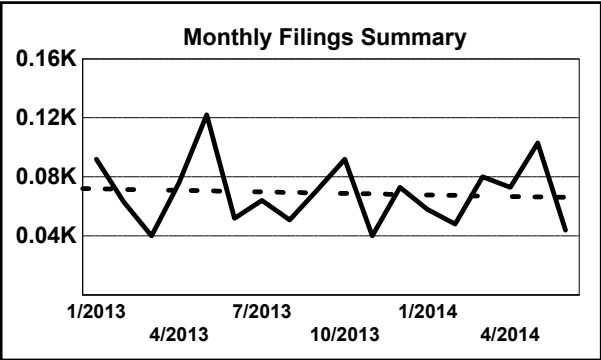


	Jan	Feb	Mar	Apr	May	<u>Jun</u>	Jul	Aug	Sep	Oct	Nov	Dec	Thru Jun	% Change	Trending	<u>Total</u>
2013	204	206	133	115	123	114	96	185	80	136	114	140	895			1,646
2014	91	100	101	96	116	93	-	-	-	-	-	-	597	-33.3%	▼	597

		Jan	Feb	Mar	Apr	May	<u>Jun</u>	Jul	Aug	Sep	Oct	Nov	Dec	Thru Jun	% Change	Trending	<u>Total</u>
Contested Divorce	2013	6	2	3	2	3	3	2	7	5	2	2	2	19			39
	2014	5	1	3	2	4	3	-	-	-	-	-	-	18	-5.3%	▼	18
Domestic and Family - Level 1	2013	2	-	1	1	-	2	-	-	2	1	1	1	6	16.7%	▲	7
	2014	-	1	1	3	2	-	-	-	-	-	-	-	7			7
Domestic and Family - Level 2	2013	-	-	-	1	3	1	1	2	1	1	3	-	5			13
	2014	2	-	-	1	1	-	-	-	-	-	-	-	4	-20.0%	▼	4
General Civil - Level 1	2013	2	1	-	1	1	-	3	-	-	-	1	-	5			9
	2014	-	-	1	2	-	1	-	-	-	-	-	-	4	-20.0%	▼	4
General Civil - Level 2	2013	12	12	4	4	8	8	6	-	5	6	2	3	48			70
	2014	6	5	7	6	7	11	-	-	-	-	-	-	42	-12.5%	▼	42
General Civil - Level 3	2013	8	3	1	1	4	1	8	6	3	8	5	4	18			52
	2014	6	2	3	4	11	7	-	-	-	-	-	-	33	83.3%	▲	33
Miscellaneous	2013	116	130	84	62	57	39	37	40	37	44	56	50	488			752
	2014	37	54	49	44	35	33	-	-	-	-	-	-	252	-48.4%	▼	252
Misdemeanor	2013	9	21	4	6	9	3	8	20	10	12	12	9	52			123
	2014	12	11	3	9	7	12	-	-	-	-	-	-	54	3.8%	▲	54
Non-Capital Felonies and Related Matters	2013	36	22	18	27	26	48	12	94	5	51	16	65	177			420
	2014	6	19	19	17	43	14	-	-	-	-	-	-	118	-33.3%	▼	118
Other	2013	2	2	-	1	-	-	2	1	1	3	1	-	5			13
	2014	1	1	3	1	-	-	-	-	-	-	-	-	6	20.0%	▲	6
Other Criminally Related Matters	2013	5	1	3	3	3	3	7	4	5	2	10	-	18			46
	2014	5	1	4	-	1	3	-	-	-	-	-	-	14	-22.2%	▼	14
Probates/Wills and Trusts - Level 2	2013	-	-	2	-	3	2	2	1	-	-	2	1	7			13
	2014	1	-	-	-	1	-	-	-	-	-	-	-	2	-71.4%	▼	2
Protective Orders	2013	1	-	-	1	-	-	-	-	-	-	-	-	2			2
	2014	1	2	1	-	-	2	-	-	-	-	-	-	6	200.0%	▲	6
Uncontested Divorce	2013	5	12	13	5	6	4	8	10	6	6	3	5	45			83
	2014	9	3	7	7	4	7	-	-	-	-	-	-	37	-17.8%	▼	37

Type of Court: Circuit
Locale/Circuit: Northampton 32
Start/End Date: Jan-13 / Jun-14
Type of Case: Filings
AVG. Month: 69
2013 AVG Month: 70
2014 AVG Month: 68
Jan-Jun 2013: 445
Jan-Jun 2014: 406
Filings Trending: Downward ▼

D
a
s
h
b
o
a
r
d



	Jan	Feb	Mar	Apr	May	<u>Jun</u>	Jul	Aug	Sep	Oct	Nov	Dec	Thru Jun	% Change	Trending	Total
2013	92	63	40	76	122	52	64	51	71	92	40	73	445			836
2014	58	48	80	73	103	44	-	-	-	-	-	-	406	-8.8%	▼	406

		Jan	Feb	Mar	Apr	May	<u>Jun</u>	Jul	Aug	Sep	Oct	Nov	Dec	Thru Jun	% Change	Trending	Total
Contested Divorce	2013	-	2	-	-	1	2	-	-	-	1	-	-	5			6
	2014	1	2	2	1	-	-	-	-	-	-	-	-	6	20.0%	▲	6
Domestic and Family - Lev	2013	-	-	-	-	-	-	2	-	-	-	-	-	0			2
Domestic and Family - Lev	2013	-	-	-	-	1	1	-	-	-	-	-	-	2	0.0%	↔	2
General Civil - Level 1	2013	-	1	-	1	-	-	-	1	-	-	-	-	2			3
General Civil - Level 2	2013	4	4	2	2	1	2	2	6	4	3	-	1	15			31
	2014	2	1	3	4	9	6	-	-	-	-	-	-	25	66.7%	▲	25
General Civil - Level 3	2013	8	-	4	-	10	-	5	12	3	3	-	7	22			52
	2014	2	3	1	7	2	2	-	-	-	-	-	-	17	-22.7%	▼	17
Miscellaneous	2013	43	38	14	20	12	11	8	15	16	23	16	15	138			231
	2014	16	17	23	18	25	3	-	-	-	-	-	-	102	-26.1%	▼	102
Misdemeanor	2013	14	4	7	15	30	4	14	4	7	25	13	21	74			158
	2014	16	13	22	15	26	15	-	-	-	-	-	-	107	44.6%	▲	107
Non-Capital Felonies and Related Matters	2013	17	10	6	29	54	24	27	5	36	18	9	20	140			255
	2014	16	2	17	23	37	10	-	-	-	-	-	-	105	-25.0%	▼	105
Other	2013	-	-	2	1	-	-	-	-	-	-	-	-	3			3
	2014	-	-	-	-	-	1	-	-	-	-	-	-	1	-66.7%	▼	1
Other Criminally Related Matters	2013	3	-	3	5	11	-	3	4	3	13	1	5	22			51
	2014	4	8	4	3	4	5	-	-	-	-	-	-	28	27.3%	▲	28
Probates/Wills and Trusts - Level 2	2013	2	1	-	-	1	1	-	-	-	1	-	-	5			6
	2014	-	-	2	-	-	-	-	-	-	-	-	-	2	-60.0%	▼	2
Protective Orders	2013	-	-	-	-	-	1	-	-	-	-	-	-	1			1
Uncontested Divorce	2013	1	3	2	3	1	6	3	4	2	5	1	4	16			35
	2014	1	2	6	2	-	2	-	-	-	-	-	-	13	-18.8%	▼	13

Type of Court: Circuit

Locale/Circuit: Portsmouth 3

Start/End Date: Jan-13 / Jun-14

Type of Case: Filings

AVG. Month: 771

2013 AVG Month: 779

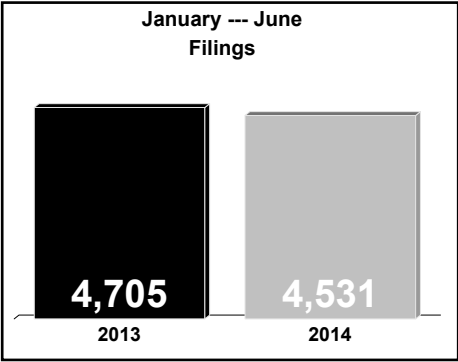
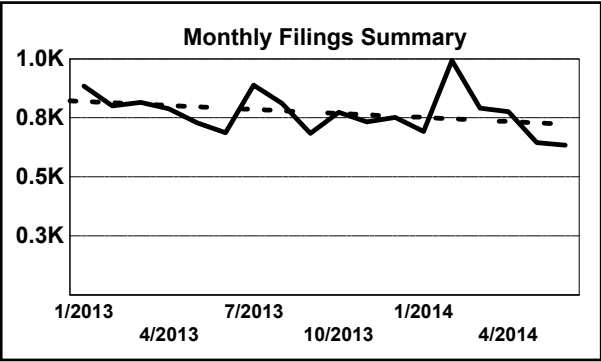
2014 AVG Month: 755

Jan-Jun 2013: 4,705

Jan-Jun 2014: 4,531

Filings Trending: Downward ▼

D
a
s
h
b
o
a
r
d

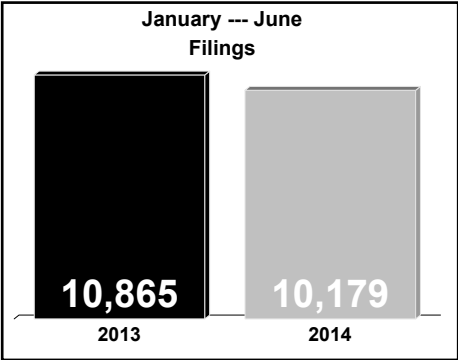
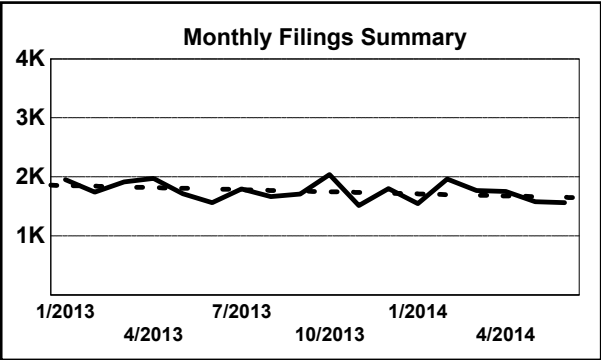


	Jan	Feb	Mar	Apr	May	<u>Jun</u>	Jul	Aug	Sep	Oct	Nov	Dec	Thru Jun	% Change	Trending	<u>Total</u>
2013	884	801	815	789	729	687	888	812	684	773	733	752	4,705			9,347
2014	693	992	791	776	645	634	-	-	-	-	-	-	4,531	-3.7%	▼	4,531

		Jan	Feb	Mar	Apr	May	<u>Jun</u>	Jul	Aug	Sep	Oct	Nov	Dec	Thru Jun	% Change	Trending	<u>Total</u>
Administrative Law	2013	-	-	-	-	-	1	-	1	-	1	1	2	1			6
	2014	1	-	-	-	-	-	-	-	-	-	-	-	1	0.0%	↔	1
Contested Divorce	2013	13	15	12	13	10	6	10	14	9	14	10	7	69			133
	2014	7	10	10	11	8	8	-	-	-	-	-	-	54	-21.7%	▼	54
Domestic and Family - Level 1	2013	10	7	15	13	16	11	16	13	21	13	7	17	72			159
	2014	6	15	6	12	17	16	-	-	-	-	-	-	72	0.0%	↔	72
Domestic and Family - Level 2	2013	5	4	4	6	4	2	3	6	3	9	2	6	25			54
	2014	7	1	8	1	6	2	-	-	-	-	-	-	25	0.0%	↔	25
General Civil - Level 1	2013	1	1	5	5	2	22	10	8	5	21	15	11	36			106
	2014	22	27	1	2	33	3	-	-	-	-	-	-	88	144.4%	▲	88
General Civil - Level 2	2013	27	23	19	32	17	29	36	19	25	22	18	21	147			288
	2014	22	33	27	30	18	24	-	-	-	-	-	-	154	4.8%	▲	154
General Civil - Level 3	2013	107	146	95	98	108	62	152	208	130	69	99	105	616			1,379
	2014	119	111	92	92	74	64	-	-	-	-	-	-	552	-10.4%	▼	552
Miscellaneous	2013	311	199	199	203	171	156	171	152	145	168	155	167	1,239			2,197
	2014	190	205	188	181	155	139	-	-	-	-	-	-	1,058	-14.6%	▼	1,058
Misdemeanor	2013	96	95	133	135	132	103	117	99	93	129	129	126	694			1,387
	2014	102	108	150	99	90	117	-	-	-	-	-	-	666	-4.0%	▼	666
Non-Capital Felonies and Related Matters	2013	210	219	232	172	178	210	272	190	159	218	202	196	1,221			2,458
	2014	164	392	207	240	155	187	-	-	-	-	-	-	1,345	10.2%	▲	1,345
Other	2013	41	35	41	42	31	32	27	28	35	55	22	25	222			414
	2014	-	24	41	34	31	5	-	-	-	-	-	-	135	-39.2%	▼	135
Other Criminally Related Matters	2013	39	36	31	45	33	23	33	43	33	33	41	41	207			431
	2014	20	39	33	35	25	32	-	-	-	-	-	-	184	-11.1%	▼	184
Probates/Wills and Trusts - Level 1	2013	-	-	-	-	-	-	1	1	-	-	-	1	0			3
	2014	1	-	-	-	-	-	-	-	-	-	-	-	1	0.0%	↔	1
Probates/Wills and Trusts - Level 2	2013	8	6	6	1	7	1	6	3	6	4	6	4	29			58
	2014	8	6	6	6	5	8	-	-	-	-	-	-	39	34.5%	▲	39
Protective Orders	2013	3	1	2	-	1	1	2	2	-	-	2	2	8			16
	2014	1	2	4	1	1	1	-	-	-	-	-	-	10	25.0%	▲	10
Uncontested Divorce	2013	13	14	21	24	19	28	32	25	20	17	24	21	119			258
	2014	23	19	18	32	27	28	-	-	-	-	-	-	147	23.5%	▲	147

Type of Court: Circuit
Locale/Circuit: Norfolk 4
Start/End Date: Jan-13 / Jun-14
Type of Case: Filings
AVG. Month: 1,754
2013 AVG Month: 1,783
2014 AVG Month: 1,697
Jan-Jun 2013: 10,865
Jan-Jun 2014: 10,179
Filings Trending: Downward ▼

D
a
s
h
b
o
a
r
d

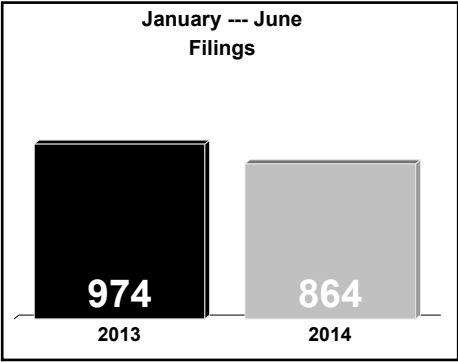
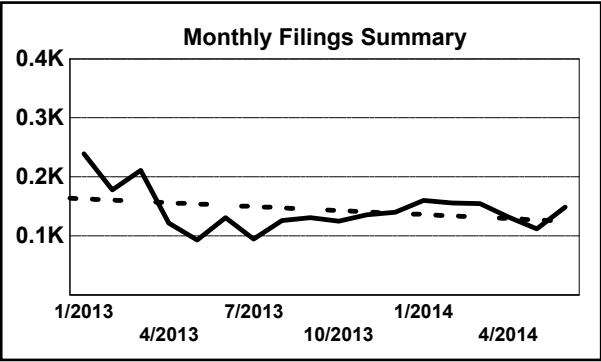


	Jan	Feb	Mar	Apr	May	Jun	Jul	Aug	Sep	Oct	Nov	Dec	Thru Jun	% Change	Trending	Total
2013	1,952	1,744	1,914	1,978	1,714	1,563	1,797	1,666	1,709	2,038	1,517	1,804	10,865			21,396
2014	1,547	1,967	1,769	1,751	1,583	1,562	-	-	-	-	-	-	10,179	-6.3%	▼	10,179

		Jan	Feb	Mar	Apr	May	Jun	Jul	Aug	Sep	Oct	Nov	Dec	Thru Jun	% Change	Trending	Total
Administrative Law	2013	1	-	-	1	2	-	1	-	3	1	-	1	4			10
	2014	4	2	1	-	1	1	-	-	-	-	-	-	9	125.0%	▲	9
Contested Divorce	2013	80	88	134	102	82	91	86	116	98	109	84	107	577			1,177
	2014	89	130	128	116	87	88	-	-	-	-	-	-	638	10.6%	▲	638
Domestic and Family - Level 1	2013	18	24	27	40	27	16	31	26	20	17	29	17	152			292
	2014	28	19	22	22	34	22	-	-	-	-	-	-	147	-3.3%	▼	147
Domestic and Family - Level 2	2013	29	22	30	17	33	20	25	24	19	18	25	18	151			280
	2014	13	20	18	19	11	1	-	-	-	-	-	-	82	-45.7%	▼	82
General Civil - Level 1	2013	9	4	6	3	6	1	4	4	-	7	3	3	29			50
	2014	2	4	5	10	1	7	-	-	-	-	-	-	29	0.0%	↔	29
General Civil - Level 2	2013	63	59	67	50	49	57	58	73	46	72	44	53	345			691
	2014	49	63	54	80	53	58	-	-	-	-	-	-	357	3.5%	▲	357
General Civil - Level 3	2013	43	42	49	77	43	56	72	72	69	67	42	66	310			698
	2014	49	54	63	44	60	42	-	-	-	-	-	-	312	0.6%	▲	312
Miscellaneous	2013	483	459	433	411	309	287	335	312	328	322	293	318	2,382			4,290
	2014	292	435	396	348	281	280	-	-	-	-	-	-	2,032	-14.7%	▼	2,032
Misdemeanor	2013	221	162	211	212	212	150	210	157	197	201	177	228	1,168			2,338
	2014	152	194	160	214	177	181	-	-	-	-	-	-	1,078	-7.7%	▼	1,078
Non-Capital Felonies and Related Matters	2013	587	420	462	578	523	481	491	462	500	709	437	543	3,051			6,193
	2014	457	568	428	427	447	445	-	-	-	-	-	-	2,772	-9.1%	▼	2,772
Other	2013	104	103	87	107	90	91	129	97	129	100	57	127	582			1,221
	2014	112	89	105	97	76	81	-	-	-	-	-	-	560	-3.8%	▼	560
Other Criminally Related Matters	2013	88	86	106	115	87	90	107	93	87	130	84	103	572			1,176
	2014	63	93	74	116	100	105	-	-	-	-	-	-	551	-3.7%	▼	551
Probates/Wills and Trusts - Level 1	2013	1	1	-	-	1	1	-	-	-	-	1	-	4			5
	2014	1	-	-	-	-	-	-	-	-	-	-	-	1	-75.0%	▼	1
Probates/Wills and Trusts - Level 2	2013	14	16	18	16	11	18	12	12	14	10	10	7	93			158
	2014	18	11	14	8	10	14	-	-	-	-	-	-	75	-19.4%	▼	75
Protective Orders	2013	1	3	2	1	4	3	3	3	2	1	3	2	14			28
	2014	1	1	2	2	-	-	-	-	-	-	-	-	6	-57.1%	▼	6
Uncontested Divorce	2013	210	255	282	248	235	201	233	215	197	274	228	211	1,431			2,789
	2014	217	284	299	248	245	237	-	-	-	-	-	-	1,530	6.9%	▲	1,530

Type of Court: Circuit
Locale/Circuit: Isle of Wight 5
Start/End Date: Jan-13 / Jun-14
Type of Case: Filings
AVG. Month: 144
2013 AVG Month: 144
2014 AVG Month: 144
Jan-Jun 2013: 974
Jan-Jun 2014: 864
Filings Trending: Downward ▼

D
a
s
h
b
o
a
r
d



	Jan	Feb	Mar	Apr	May	Jun	Jul	Aug	Sep	Oct	Nov	Dec	Thru Jun	% Change	Trending	Total
2013	239	178	211	122	93	131	95	126	131	125	136	140	974			1,727
2014	160	156	155	132	112	149	-	-	-	-	-	-	864	-11.3%	▼	864

		Jan	Feb	Mar	Apr	May	Jun	Jul	Aug	Sep	Oct	Nov	Dec	Thru Jun	% Change	Trending	Total
Administrative Law	2013	-	-	-	-	-	-	-	-	1	-	-	-	0			1
	2014	-	-	-	1	-	-	-	-	-	-	-	-	1	0.0%	↔	1
Contested Divorce	2013	4	3	4	5	3	2	3	1	4	1	4	8	21			42
	2014	1	1	2	2	5	3	-	-	-	-	-	-	14	-33.3%	▼	14
Domestic and Family - Level 1	2013	1	2	3	-	3	1	-	2	1	1	4	2	10			20
	2014	2	5	-	1	5	6	-	-	-	-	-	-	19	90.0%	▲	19
Domestic and Family - Level 2	2013	-	-	1	2	3	2	-	-	-	4	1	3	8			16
	2014	2	2	-	1	-	-	-	-	-	-	-	-	5	-37.5%	▼	5
General Civil - Level 1	2014	-	-	-	-	1	-	-	-	-	-	-	-	1			1
	2013	4	4	7	2	3	4	1	12	6	3	-	1	24			47
General Civil - Level 2	2014	6	3	4	4	8	4	-	-	-	-	-	-	29	20.8%	▲	29
	2013	2	2	-	2	1	4	1	2	3	3	1	1	11			22
General Civil - Level 3	2014	3	7	4	1	3	3	-	-	-	-	-	-	21	90.9%	▲	21
	2013	165	115	110	80	45	57	65	69	37	66	60	59	572			928
Miscellaneous	2014	88	96	96	69	44	59	-	-	-	-	-	-	452	-21.0%	▼	452
	2013	6	8	4	3	7	15	2	5	13	6	8	-	43			77
Misdemeanor	2014	1	6	5	2	4	7	-	-	-	-	-	-	25	-41.9%	▼	25
	2013	42	31	66	19	16	28	11	17	49	20	36	51	202			386
Non-Capital Felonies and Related Matters	2014	37	20	23	37	30	55	-	-	-	-	-	-	202	0.0%	↔	202
	2013	4	2	2	1	4	4	-	4	5	4	8	1	17			39
Other	2014	8	9	4	-	-	2	-	-	-	-	-	-	23	35.3%	▲	23
	2013	3	6	3	3	3	5	4	4	1	7	6	3	23			48
Other Criminally Related Matters	2014	2	2	6	-	3	1	-	-	-	-	-	-	14	-39.1%	▼	14
	2013	-	1	1	-	-	-	-	-	-	-	-	-	2			2
Probates/Wills and Trusts - Level 1	2014	-	-	-	1	-	-	-	-	-	-	-	-	1	-50.0%	▼	1
	2013	-	1	-	1	1	-	-	1	1	1	3	1	3			10
Probates/Wills and Trusts - Level 2	2014	4	-	-	-	4	1	-	-	-	-	-	-	9	200.0%	▲	9
	2013	8	3	10	4	4	9	8	9	10	9	5	10	38			89
Uncontested Divorce	2014	6	5	11	13	5	8	-	-	-	-	-	-	48	26.3%	▲	48

Type of Court: Circuit

Locale/Circuit: Southampton 5

Start/End Date: Jan-13 / Jun-14

Type of Case: Filings

AVG. Month: 160

2013 AVG Month: 167

2014 AVG Month: 147

Jan-Jun 2013: 1,057

Jan-Jun 2014: 883

Filings Trending: Downward ▼

D

a

s

h

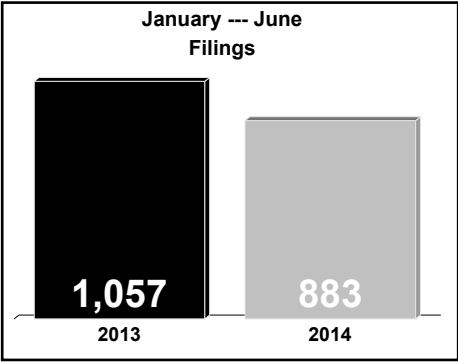
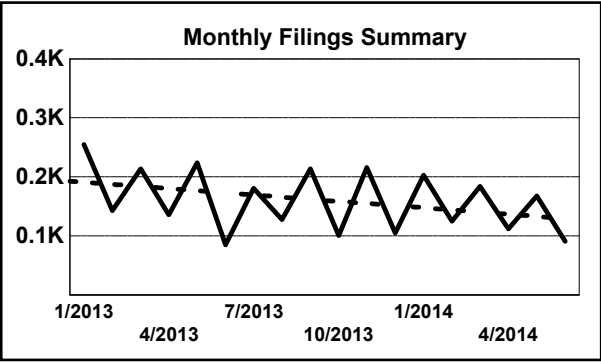
b

o

a

r

d



	Jan	Feb	Mar	Apr	May	<u>Jun</u>	Jul	Aug	Sep	Oct	Nov	Dec	Thru Jun	% Change	Trending	<u>Total</u>
2013	255	143	214	136	224	85	181	128	214	101	216	105	1,057			2,002
2014	203	125	184	112	168	91	-	-	-	-	-	-	883	-16.5%	▼	883

		Jan	Feb	Mar	Apr	May	<u>Jun</u>	Jul	Aug	Sep	Oct	Nov	Dec	Thru Jun	% Change	Trending	<u>Total</u>
Contested Divorce	2013	-	3	3	5	2	5	6	4	4	2	3	1	18			38
	2014	2	2	1	4	8	-	-	-	-	-	-	-	17	-5.6%	▼	17
Domestic and Family - Level 1	2013	3	1	-	-	2	-	12	-	1	-	3	1	6			23
	2014	2	-	-	-	-	1	-	-	-	-	-	-	3	-50.0%	▼	3
Domestic and Family - Level 2	2013	1	-	-	1	-	-	1	5	-	-	-	1	2			9
	2014	-	-	2	-	-	2	-	-	-	-	-	-	4	100.0%	▲	4
General Civil - Level 1	2013	1	-	-	-	-	-	1	1	-	-	-	-	1			3
	2014	3	2	6	3	5	5	-	-	-	-	-	-	24	9.1%	▲	24
General Civil - Level 2	2013	6	1	4	5	4	2	2	5	4	7	3	2	22			45
	2014	3	2	6	3	5	5	-	-	-	-	-	-	24	9.1%	▲	24
General Civil - Level 3	2013	17	8	4	15	7	-	-	5	5	7	10	2	51			80
	2014	6	5	5	5	3	2	-	-	-	-	-	-	26	-49.0%	▼	26
Miscellaneous	2013	69	86	52	46	38	37	37	23	28	27	26	39	328			508
	2014	46	50	52	38	44	28	-	-	-	-	-	-	258	-21.3%	▼	258
Misdemeanor	2013	8	6	6	9	25	8	15	6	10	4	6	5	62			108
	2014	17	13	11	2	13	11	-	-	-	-	-	-	67	8.1%	▲	67
Non-Capital Felonies and Related Matters	2013	134	33	128	42	101	22	81	69	89	35	105	46	460			885
	2014	67	39	55	40	37	27	-	-	-	-	-	-	265	-42.4%	▼	265
Other	2013	1	2	-	2	2	3	1	2	-	5	2	-	10			20
	2014	1	2	2	-	2	4	-	-	-	-	-	-	11	10.0%	▲	11
Other Criminally Related Matters	2013	9	1	10	4	38	3	16	3	64	5	55	4	65			212
	2014	53	4	38	8	50	3	-	-	-	-	-	-	156	140.0%	▲	156
Probates/Wills and Trusts	2014	-	-	1	-	-	-	-	-	-	-	-	-	1			1
Probates/Wills and Trusts - Level 2	2013	1	-	-	-	-	-	1	1	1	-	-	-	1			4
	2014	1	-	1	1	-	1	-	-	-	-	-	-	4	300.0%	▲	4
Protective Orders	2013	-	-	-	-	-	-	-	1	-	-	-	-	0			1
	2014	-	-	-	-	-	1	-	-	-	-	-	-	1	0.0%	↔	1
Uncontested Divorce	2013	5	2	7	7	5	5	8	3	8	9	3	4	31			66
	2014	5	8	10	11	6	6	-	-	-	-	-	-	46	48.4%	▲	46

Type of Court: Circuit

Locale/Circuit: Suffolk 5

Start/End Date: Jan-13 / Jun-14

Type of Case: Filings

AVG. Month: 467

2013 AVG Month: 474

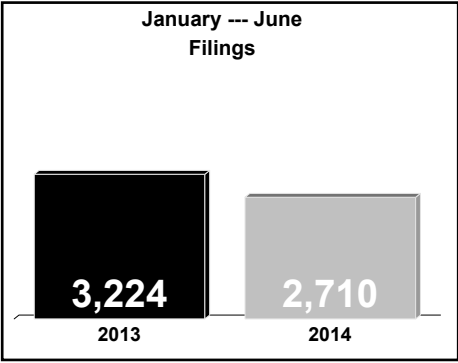
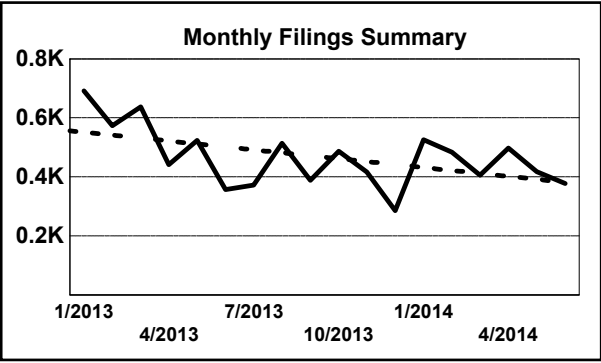
2014 AVG Month: 452

Jan-Jun 2013: 3,224

Jan-Jun 2014: 2,710

Filings Trending: Downward ▼

D
a
s
h
b
o
a
r
d



	Jan	Feb	Mar	Apr	May	<u>Jun</u>	Jul	Aug	Sep	Oct	Nov	Dec	Thru Jun	% Change	Trending	<u>Total</u>
2013	691	573	637	442	524	357	372	514	389	487	417	286	3,224			5,689
2014	526	484	406	498	418	378	-	-	-	-	-	-	2,710	-15.9%	▼	2,710

		Jan	Feb	Mar	Apr	May	<u>Jun</u>	Jul	Aug	Sep	Oct	Nov	Dec	Thru Jun	% Change	Trending	<u>Total</u>
Administrative Law	2013	-	-	-	1	-	-	1	1	-	-	1	-	1			4
	2014	-	1	-	-	1	-	-	-	-	-	-	-	2	100.0%	▲	2
Capital Murder	2013	-	-	-	-	-	-	-	-	-	1	1	6	0	0.0%	↔	8
Contested Divorce	2013	15	12	14	10	10	9	9	4	10	12	10	11	70	0.0%	↔	126
	2014	5	4	10	8	10	7	-	-	-	-	-	-	44	-37.1%	▼	44
Domestic and Family - Level 1	2013	9	5	5	4	1	6	4	3	4	6	5	1	30			53
	2014	2	3	4	5	5	-	-	-	-	-	-	-	19	-36.7%	▼	19
Domestic and Family - Level 2	2013	5	9	9	11	7	7	4	9	6	5	3	10	48			85
	2014	5	3	5	7	16	7	-	-	-	-	-	-	43	-10.4%	▼	43
General Civil - Level 1	2013	1	-	-	1	1	1	3	1	3	1	2	1	4			15
	2014	3	1	1	1	-	1	-	-	-	-	-	-	7	75.0%	▲	7
General Civil - Level 2	2013	14	16	21	22	19	18	25	16	13	13	14	10	110			201
	2014	18	14	18	19	14	15	-	-	-	-	-	-	98	-10.9%	▼	98
General Civil - Level 3	2013	7	14	9	12	11	10	7	14	6	10	9	6	63			115
	2014	7	7	7	6	6	6	-	-	-	-	-	-	39	-38.1%	▼	39
Miscellaneous	2013	250	228	203	156	124	87	111	115	97	115	115	124	1,048			1,725
	2014	148	166	135	126	112	102	-	-	-	-	-	-	789	-24.7%	▼	789
Misdemeanor	2013	69	51	81	30	44	47	44	51	33	69	61	22	322			602
	2014	71	46	38	63	27	51	-	-	-	-	-	-	296	-8.1%	▼	296
Non-Capital Felonies and Related Matters	2013	261	185	239	161	265	137	121	257	178	228	165	72	1,248			2,269
	2014	232	203	145	225	195	135	-	-	-	-	-	-	1,135	-9.1%	▼	1,135
Other	2013	11	6	9	11	8	9	15	10	6	5	7	6	54			103
	2014	6	11	5	6	6	20	-	-	-	-	-	-	54	0.0%	↔	54
Other Criminally Related Matters	2013	19	4	10	7	6	9	10	11	9	9	7	3	55			104
	2014	17	4	10	9	6	11	-	-	-	-	-	-	57	3.6%	▲	57
Probates/Wills and Trusts - Level 1	2013	-	-	2	-	-	-	-	-	-	1	-	-	2			3
	2014	-	-	-	-	-	2	-	-	-	-	-	-	2	0.0%	↔	2
Probates/Wills and Trusts - Level 2	2013	7	10	6	-	2	1	1	2	1	1	2	1	26			34
	2014	-	2	3	1	1	2	-	-	-	-	-	-	9	-65.4%	▼	9
Uncontested Divorce	2013	23	33	29	16	26	16	17	20	23	11	15	13	143			242
	2014	12	19	25	22	19	19	-	-	-	-	-	-	116	-18.9%	▼	116

Type of Court: Circuit

Locale/Circuit: Brunswick 6

Start/End Date: Jan-13 / Jun-14

Type of Case: Filings

AVG. Month: 86

2013 AVG Month: 85

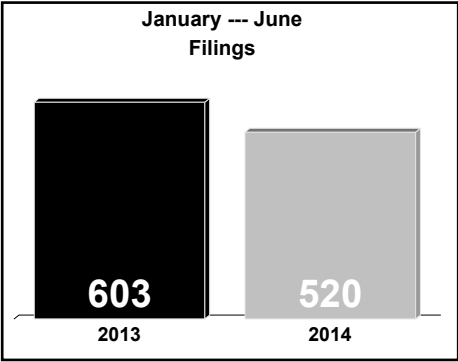
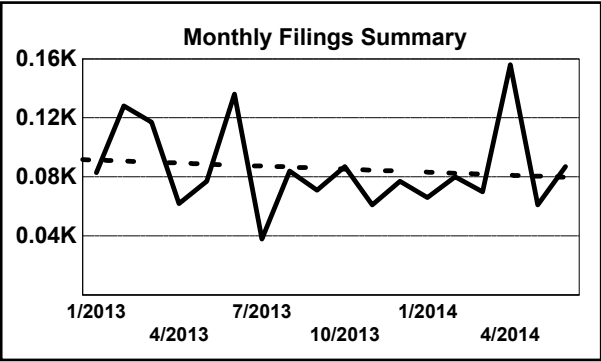
2014 AVG Month: 87

Jan-Jun 2013: 603

Jan-Jun 2014: 520

Filings Trending: Downward ▼

D
a
s
h
b
o
a
r
d

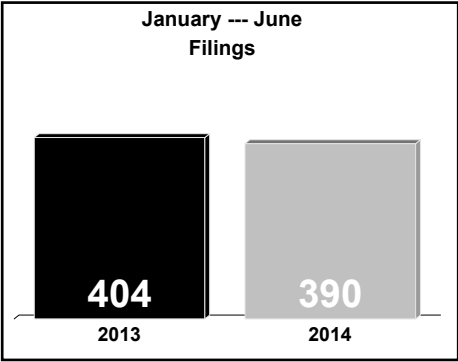
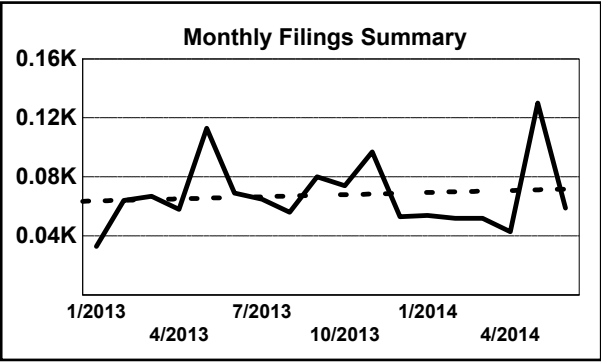


	Jan	Feb	Mar	Apr	May	<u>Jun</u>	Jul	Aug	Sep	Oct	Nov	Dec	Thru Jun	% Change	Trending	<u>Total</u>
2013	83	128	117	62	77	136	38	84	71	87	61	77	603			1,021
2014	66	80	70	156	61	87	-	-	-	-	-	-	520	-13.8%	▼	520

		Jan	Feb	Mar	Apr	May	<u>Jun</u>	Jul	Aug	Sep	Oct	Nov	Dec	Thru Jun	% Change	Trending	<u>Total</u>
Contested Divorce	2013	2	-	1	-	2	1	-	-	1	-	-	1	6			8
	2014	-	1	1	2	2	1	-	-	-	-	-	-	7	16.7%	▲	7
Domestic and Family - Level 1	2013	1	1	1	-	1	1	-	-	2	-	-	-	5			7
	2014	-	-	-	5	-	2	-	-	-	-	-	-	7	40.0%	▲	7
Domestic and Family - Level 2	2013	-	-	-	-	-	-	-	-	1	-	-	1	0			2
	2014	-	-	1	-	-	1	-	-	-	-	-	-	2	0.0%	↔	2
General Civil - Level 1	2013	-	-	-	-	-	-	-	-	-	1	-	-	0			1
	2014	-	1	-	-	-	-	-	-	-	-	-	-	1	0.0%	↔	1
General Civil - Level 2	2013	5	-	2	1	2	2	2	3	1	1	-	1	12			20
	2014	-	-	1	5	3	1	-	-	-	-	-	-	10	-16.7%	▼	10
General Civil - Level 3	2013	2	2	-	3	-	3	4	-	-	3	-	1	10			18
	2014	1	1	1	2	1	-	-	-	-	-	-	-	6	-40.0%	▼	6
Miscellaneous	2013	32	28	38	20	19	16	15	15	22	21	23	19	153			268
	2014	25	47	26	26	23	10	-	-	-	-	-	-	157	2.6%	▲	157
Misdemeanor	2013	17	26	16	16	15	34	-	26	9	34	10	15	124			218
	2014	16	13	10	34	4	40	-	-	-	-	-	-	117	-5.6%	▼	117
Non-Capital Felonies and Related Matters	2013	21	66	50	17	26	73	16	37	24	21	22	35	253			408
	2014	13	15	23	74	23	18	-	-	-	-	-	-	166	-34.4%	▼	166
Other	2013	-	1	-	1	-	-	-	-	2	1	1	-	2			6
	2014	-	-	-	-	1	-	-	-	-	-	-	-	1	-50.0%	▼	1
Other Criminally Related Matters	2013	-	2	6	-	7	3	-	1	1	-	3	1	18			24
	2014	9	1	3	3	-	9	-	-	-	-	-	-	25	38.9%	▲	25
Probates/Wills and Trusts - Level 2	2013	-	-	-	1	1	1	-	-	-	1	-	-	3			4
	2014	-	-	1	1	-	-	-	-	-	-	-	-	2	-33.3%	▼	2
Uncontested Divorce	2013	3	2	3	3	4	2	1	2	8	4	2	3	17			37
	2014	2	1	3	4	4	5	-	-	-	-	-	-	19	11.8%	▲	19

Type of Court: Circuit
Locale/Circuit: Greenville 6
Start/End Date: Jan-13 / Jun-14
Type of Case: Filings
AVG. Month: 68
2013 AVG Month: 69
2014 AVG Month: 65
Jan-Jun 2013: 404
Jan-Jun 2014: 390
Filings Trending: Downward ▼

D
a
s
h
b
o
a
r
d

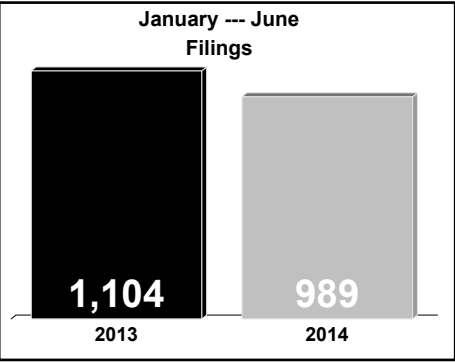
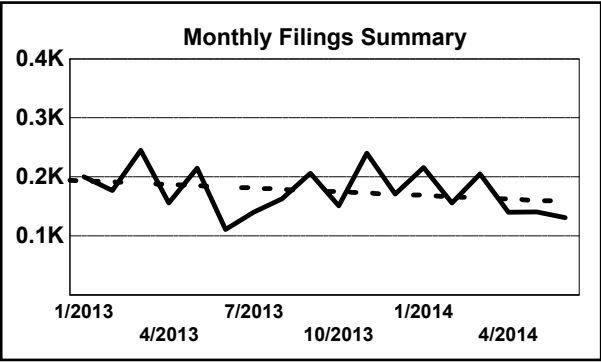


	Jan	Feb	Mar	Apr	May	Jun	Jul	Aug	Sep	Oct	Nov	Dec	Thru Jun	% Change	Trending	Total
2013	33	64	67	58	113	69	65	56	80	74	97	53	404			829
2014	54	52	52	43	130	59	-	-	-	-	-	-	390	-3.5%	▼	390

		Jan	Feb	Mar	Apr	May	Jun	Jul	Aug	Sep	Oct	Nov	Dec	Thru Jun	% Change	Trending	Total
Administrative Law	2013	-	-	-	-	-	-	-	-	-	1	-	-	0			1
	2014	-	-	1	1	1	-	-	-	-	-	-	-	3	0.0%	↔	3
Contested Divorce	2013	1	2	4	2	5	2	1	2	1	1	-	1	16			22
	2014	1	1	2	1	2	4	-	-	-	-	-	1	11	-31.3%	▼	11
Domestic and Family - Level 1	2013	2	-	1	-	1	3	-	-	-	-	1	1	7			9
	2014	-	-	1	1	-	-	-	-	-	-	-	-	2	-71.4%	▼	2
Domestic and Family - Level 2	2013	-	-	-	-	1	-	-	2	-	-	1	-	1			4
	2014	1	-	-	-	-	-	-	-	-	-	-	-	1	0.0%	↔	1
General Civil - Level 1	2013	-	-	-	1	2	-	-	-	-	-	-	-	3			3
	2014	-	-	-	1	-	-	-	-	-	-	-	-	1	-66.7%	▼	1
General Civil - Level 2	2013	4	9	7	3	6	3	1	3	4	8	3	5	32			56
	2014	2	3	1	1	6	13	-	-	-	-	-	-	26	-18.8%	▼	26
General Civil - Level 3	2013	1	1	1	6	1	3	4	2	21	4	7	2	13			53
	2014	2	3	-	-	3	2	-	-	-	-	-	-	10	-23.1%	▼	10
Miscellaneous	2013	-	7	9	6	3	4	9	5	5	12	4	6	29			70
	2014	8	6	9	4	9	5	-	-	-	-	-	-	41	41.4%	▲	41
Misdemeanor	2013	5	4	8	4	23	3	6	10	9	5	10	7	47			94
	2014	4	6	5	6	31	8	-	-	-	-	-	-	60	27.7%	▲	60
Non-Capital Felonies and Related Matters	2013	16	37	31	26	63	49	42	22	39	32	58	27	222			442
	2014	31	25	27	21	67	19	-	-	-	-	-	-	190	-14.4%	▼	190
Other	2014	-	-	-	-	1	-	-	-	-	-	-	-	1			1
Other Criminally Related Matters	2013	1	-	4	8	3	-	1	7	-	3	8	1	16			36
	2014	3	5	1	2	3	4	-	-	-	-	-	-	18	12.5%	▲	18
Probates/Wills and Trusts	2014	-	1	-	-	-	-	-	-	-	-	-	-	1			1
Uncontested Divorce	2013	3	4	2	2	5	2	1	3	1	8	5	3	18			39
	2014	2	2	5	5	7	4	-	-	-	-	-	-	25	38.9%	▲	25

Type of Court: Circuit
Locale/Circuit: Prince George 6
Start/End Date: Jan-13 / Jun-14
Type of Case: Filings
AVG. Month: 176
2013 AVG Month: 181
2014 AVG Month: 165
Jan-Jun 2013: 1,104
Jan-Jun 2014: 989
Filings Trending: Downward ▼

D
a
s
h
b
o
a
r
d

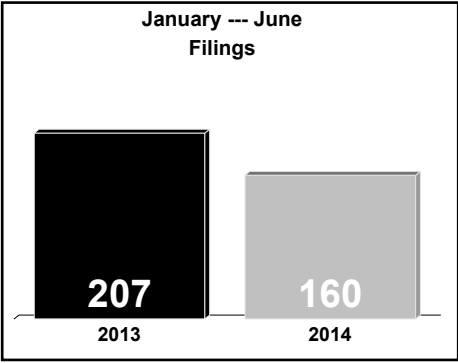
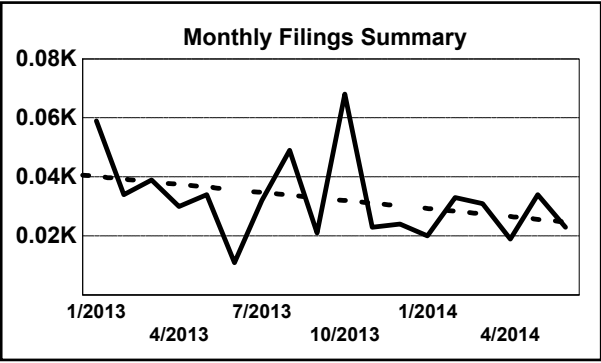


	Jan	Feb	Mar	Apr	May	<u>Jun</u>	Jul	Aug	Sep	Oct	Nov	Dec	Thru Jun	% Change	Trending	<u>Total</u>
2013	200	177	245	156	215	111	140	163	206	151	240	171	1,104			2,175
2014	216	156	205	140	141	131	-	-	-	-	-	-	989	-10.4%	▼	989

		Jan	Feb	Mar	Apr	May	<u>Jun</u>	Jul	Aug	Sep	Oct	Nov	Dec	Thru Jun	% Change	Trending	<u>Total</u>
Administrative Law	2013	1	1	-	-	1	-	-	-	1	-	-	1	3			5
	2014	-	1	-	-	-	-	-	-	-	-	-	-	1	-66.7%	▼	1
Contested Divorce	2013	-	3	7	7	5	1	2	1	8	7	5	1	23			47
	2014	5	3	3	4	6	2	-	-	-	-	-	-	23	0.0%	↔	23
Domestic and Family - Level 1	2013	2	2	1	2	8	2	9	5	3	9	4	1	17			48
	2014	2	1	13	2	4	1	-	-	-	-	-	-	23	35.3%	▲	23
Domestic and Family - Level 2	2013	2	1	1	2	-	1	2	2	6	-	-	2	7			19
	2014	-	1	2	-	5	2	-	-	-	-	-	-	10	42.9%	▲	10
General Civil - Level 1	2013	-	-	-	-	-	-	-	-	-	1	-	-	0			1
	2014	-	-	-	-	1	-	-	-	-	-	-	-	1	0.0%	↔	1
General Civil - Level 2	2013	5	1	7	2	5	10	8	7	4	8	3	6	30			66
	2014	6	2	5	6	5	6	-	-	-	-	-	-	30	0.0%	↔	30
General Civil - Level 3	2013	1	5	7	2	2	3	1	5	2	1	2	2	20			33
	2014	1	1	1	1	-	3	-	-	-	-	-	-	7	-65.0%	▼	7
Miscellaneous	2013	125	117	105	78	56	41	49	56	59	59	64	75	522			884
	2014	87	80	101	69	50	48	-	-	-	-	-	-	435	-16.7%	▼	435
Misdemeanor	2013	13	11	19	8	24	13	18	15	26	17	31	11	88			206
	2014	27	17	12	9	12	6	-	-	-	-	-	-	83	-5.7%	▼	83
Non-Capital Felonies and Related Matters	2013	36	22	76	36	103	25	41	57	74	31	115	56	298			672
	2014	67	36	49	31	32	44	-	-	-	-	-	-	259	-13.1%	▼	259
Other	2013	2	1	1	5	-	3	1	3	5	2	2	3	12			28
	2014	2	6	5	3	1	6	-	-	-	-	-	-	23	91.7%	▲	23
Other Criminally Related Matters	2013	9	4	6	6	1	5	5	2	7	8	2	6	31			61
	2014	6	3	4	4	14	8	-	-	-	-	-	-	39	25.8%	▲	39
Probates/Wills and Trusts - Level 2	2013	-	1	1	1	1	1	-	-	-	2	3	-	5			10
	2014	2	1	1	-	2	-	-	-	-	-	-	-	6	20.0%	▲	6
Uncontested Divorce	2013	4	8	14	7	9	6	4	10	11	6	9	7	48			95
	2014	11	4	9	11	9	5	-	-	-	-	-	-	49	2.1%	▲	49

Type of Court: Circuit
Locale/Circuit: Surry 6
Start/End Date: Jan-13 / Jun-14
Type of Case: Filings
AVG. Month: 32
2013 AVG Month: 35
2014 AVG Month: 27
Jan-Jun 2013: 207
Jan-Jun 2014: 160
Filings Trending: Downward ▼

D
a
s
h
b
o
a
r
d

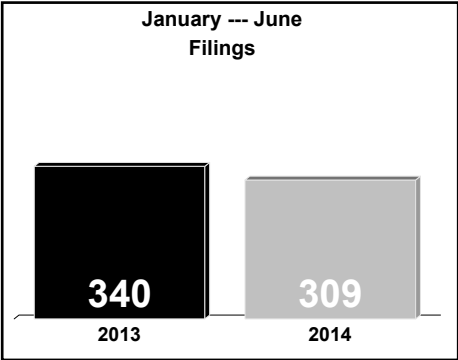
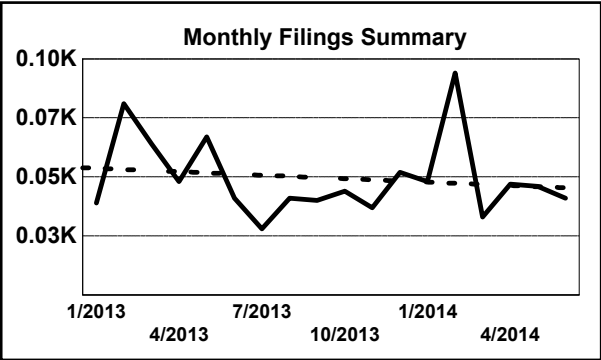


	Jan	Feb	Mar	Apr	May	Jun	Jul	Aug	Sep	Oct	Nov	Dec	Thru Jun	% Change	Trending	Total
2013	59	34	39	30	34	11	32	49	21	68	23	24	207			424
2014	20	33	31	19	34	23	-	-	-	-	-	-	160	-22.7%	▼	160

		Jan	Feb	Mar	Apr	May	Jun	Jul	Aug	Sep	Oct	Nov	Dec	Thru Jun	% Change	Trending	Total
Contested Divorce	2013	-	2	2	-	-	-	1	1	-	3	1	-	4			10
	2014	1	-	3	2	-	1	-	-	-	-	-	-	7	75.0%	▲	7
Domestic and Family - Lev	2013	-	-	-	-	-	-	1	-	-	-	-	-	0			1
General Civil - Level 1	2013	-	1	2	-	-	-	-	-	-	-	-	-	3	0.0%	↔	3
General Civil - Level 2	2013	2	5	3	-	4	1	3	2	2	1	-	2	15			25
	2014	1	1	-	1	-	-	-	-	-	-	-	-	3	-80.0%	▼	3
General Civil - Level 3	2013	2	1	2	-	1	-	-	2	-	4	3	-	6			15
	2014	1	6	3	6	4	1	-	-	-	-	-	-	21	250.0%	▲	21
Miscellaneous	2013	21	22	17	20	7	7	13	13	14	15	11	16	94			176
	2014	12	18	19	8	12	11	-	-	-	-	-	-	80	-14.9%	▼	80
Misdemeanor	2013	11	-	3	-	9	-	9	2	3	-	1	3	23			41
	2014	2	-	2	-	1	2	-	-	-	-	-	-	7	-69.6%	▼	7
Non-Capital Felonies and Related Matters	2013	17	1	7	6	11	2	5	25	2	43	5	-	44			124
	2014	-	6	2	-	11	6	-	-	-	-	-	-	25	-43.2%	▼	25
Other	2013	2	-	-	-	-	-	-	1	-	1	1	1	2			6
	2014	-	1	-	-	2	-	-	-	-	-	-	-	3	50.0%	▲	3
Other Criminally Related Matters	2013	-	1	-	-	1	-	-	1	-	-	-	1	2			4
	2014	1	-	-	1	-	1	-	-	-	-	-	-	3	50.0%	▲	3
Probates/Wills and Trusts	2013	-	-	1	-	-	-	-	-	-	-	-	-	1			1
Uncontested Divorce	2013	4	1	2	4	1	1	-	2	-	1	1	1	13			18
	2014	2	1	2	1	4	1	-	-	-	-	-	-	11	-15.4%	▼	11

Type of Court: Circuit
Locale/Circuit: Sussex 6
Start/End Date: Jan-13 / Jun-14
Type of Case: Filings
AVG. Month: 50
2013 AVG Month: 49
2014 AVG Month: 52
Jan-Jun 2013: 340
Jan-Jun 2014: 309
Filings Trending: Downward ▼

D
a
s
h
b
o
a
r
d

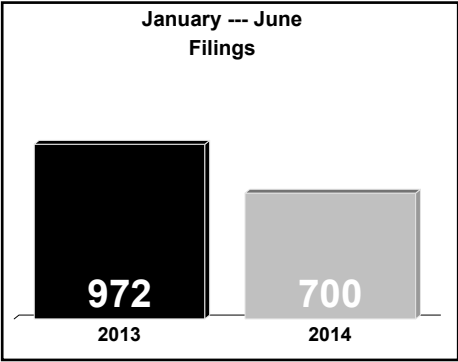
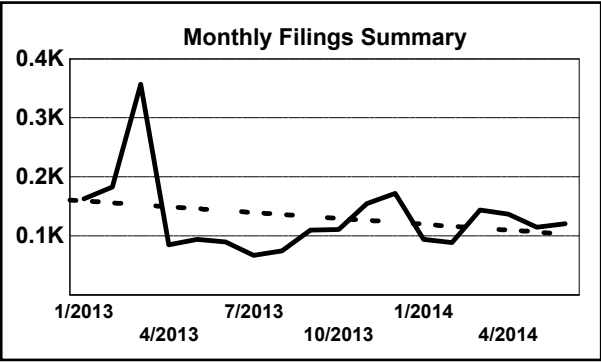


	Jan	Feb	Mar	Apr	May	Jun	Jul	Aug	Sep	Oct	Nov	Dec	Thru Jun	% Change	Trending	Total
2013	39	81	64	48	67	41	28	41	40	44	37	52	340			582
2014	48	94	33	47	46	41	-	-	-	-	-	-	309	-9.1%	▼	309

		Jan	Feb	Mar	Apr	May	Jun	Jul	Aug	Sep	Oct	Nov	Dec	Thru Jun	% Change	Trending	Total
Administrative Law	2013	-	-	-	-	1	-	-	1	-	-	-	-	1			2
Contested Divorce	2013	1	1	-	-	-	-	-	1	2	-	-	2	2			7
	2014	1	1	1	-	-	-	-	-	-	-	-	-	3	50.0%	▲	3
Domestic and Family - Level 1	2013	-	-	3	3	3	-	-	-	-	-	-	-	9			9
	2014	-	-	4	-	-	-	-	-	-	-	-	-	4	-55.6%	▼	4
Domestic and Family - Level 2	2013	-	1	-	1	-	-	1	-	-	-	1	-	2			4
	2014	-	1	-	-	-	-	-	-	-	-	-	-	1	-50.0%	▼	1
General Civil - Level 1	2013	-	-	1	-	1	-	-	-	2	-	-	-	2			4
	2014	-	-	-	-	1	-	-	-	-	-	-	-	1	-50.0%	▼	1
General Civil - Level 2	2013	2	3	-	2	-	-	-	3	3	-	2	-	7			15
	2014	1	3	2	-	5	1	-	-	-	-	-	-	12	71.4%	▲	12
General Civil - Level 3	2013	-	2	2	-	1	1	1	1	-	-	1	-	6			9
	2014	15	22	-	1	2	-	-	-	-	-	-	-	40	566.7%	▲	40
Miscellaneous	2013	21	30	20	11	11	13	6	10	13	19	6	18	106			178
	2014	19	16	16	26	14	9	-	-	-	-	-	-	100	-5.7%	▼	100
Misdemeanor	2013	3	12	5	11	6	8	4	8	5	10	7	11	45			90
	2014	1	19	4	4	7	2	-	-	-	-	-	-	37	-17.8%	▼	37
Non-Capital Felonies and Related Matters	2013	8	15	25	7	38	8	11	4	11	11	8	12	101			158
	2014	8	20	2	11	9	23	-	-	-	-	-	-	73	-27.7%	▼	73
Other	2013	-	-	-	-	-	1	-	-	1	-	-	-	1			2
	2014	-	1	-	-	-	-	-	-	-	-	-	-	1	0.0%	↔	1
Other Criminally Related Matters	2013	2	16	3	12	4	9	5	11	3	3	11	7	46			86
	2014	-	8	3	4	5	3	-	-	-	-	-	-	23	-50.0%	▼	23
Probates/Wills and Trusts	2014	-	1	-	-	-	-	-	-	-	-	-	-	1			1
Probates/Wills and Trusts - Level 2	2013	-	-	2	-	1	1	-	-	-	-	-	-	4			4
	2014	-	1	-	-	-	-	-	-	-	-	-	-	1	-75.0%	▼	1
Uncontested Divorce	2013	2	1	3	1	1	-	-	2	-	1	1	2	8			14
	2014	3	1	1	1	3	3	-	-	-	-	-	-	12	50.0%	▲	12

Type of Court: Circuit
Locale/Circuit: Hopewell 6
Start/End Date: Jan-13 / Jun-14
Type of Case: Filings
AVG. Month: 131
2013 AVG Month: 139
2014 AVG Month: 117
Jan-Jun 2013: 972
Jan-Jun 2014: 700
Filings Trending: Downward ▼

D
a
s
h
b
o
a
r
d

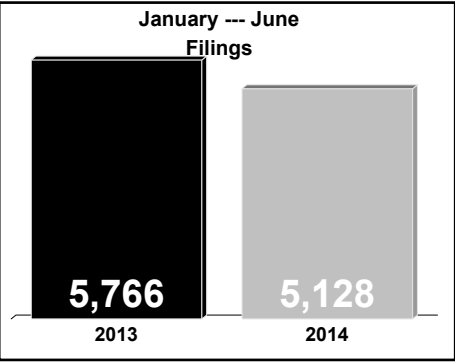
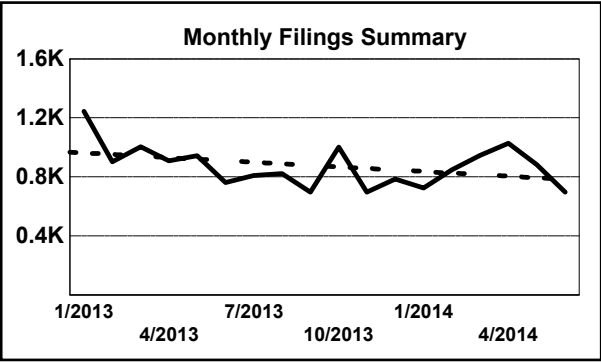


	Jan	Feb	Mar	Apr	May	Jun	Jul	Aug	Sep	Oct	Nov	Dec	Thru Jun	% Change	Trending	Total
2013	163	183	357	85	94	90	67	75	110	111	155	172	972			1,662
2014	94	89	144	137	115	121	-	-	-	-	-	-	700	-28.0%	▼	700

		Jan	Feb	Mar	Apr	May	Jun	Jul	Aug	Sep	Oct	Nov	Dec	Thru Jun	% Change	Trending	Total
Contested Divorce	2013	2	3	7	2	1	5	2	2	-	1	1	2	20			28
	2014	1	4	4	2	1	1	-	-	-	-	-	-	13	-35.0%	▼	13
Domestic and Family - Level 1	2013	7	8	9	-	2	-	4	11	7	3	8	5	26			64
	2014	1	8	5	5	6	2	-	-	-	-	-	-	27	3.8%	▲	27
Domestic and Family - Level 2	2013	-	2	3	1	3	-	-	-	-	1	-	-	9			10
	2014	1	1	2	2	-	2	-	-	-	-	-	-	8	-11.1%	▼	8
General Civil - Level 1	2013	-	-	-	-	-	1	-	1	-	-	-	1	1			3
	2014	3	9	3	3	2	2	6	6	2	2	4	4	22			46
General Civil - Level 2	2013	3	9	3	3	2	2	6	6	2	2	4	4	22			46
	2014	2	5	2	4	1	4	-	-	-	-	-	-	18	-18.2%	▼	18
General Civil - Level 3	2013	5	4	2	3	5	-	-	5	1	1	5	4	19			35
	2014	3	-	3	6	2	2	-	-	-	-	-	-	16	-15.8%	▼	16
Miscellaneous	2013	64	49	48	34	32	20	19	16	25	33	26	30	247			396
	2014	34	39	37	42	30	31	-	-	-	-	-	-	213	-13.8%	▼	213
Misdemeanor	2013	9	23	27	10	13	7	13	9	18	11	16	28	89			184
	2014	6	12	13	7	13	21	-	-	-	-	-	-	72	-19.1%	▼	72
Non-Capital Felonies and Related Matters	2013	70	72	246	30	32	45	18	22	52	55	90	89	495			821
	2014	41	17	69	52	48	48	-	-	-	-	-	-	275	-44.4%	▼	275
Other	2013	1	3	1	-	2	1	-	1	-	1	-	1	8			11
	2014	-	-	-	1	1	1	-	-	-	-	-	-	3	-62.5%	▼	3
Other Criminally Related Matters	2013	-	1	1	-	-	1	2	-	3	2	1	2	3			13
	2014	1	-	-	4	4	8	-	-	-	-	-	-	17	466.7%	▲	17
Probates/Wills and Trusts	2014	-	-	1	-	-	-	-	-	-	-	-	-	1			1
Probates/Wills and Trusts - Level 2	2013	-	-	-	1	-	2	1	-	-	-	-	1	3			5
	2014	-	1	1	-	3	-	-	-	-	-	-	-	5	66.7%	▲	5
Protective Orders	2013	1	2	-	-	-	-	-	-	-	-	-	-	3			3
	2014	-	-	1	1	-	-	-	-	-	-	-	-	2	-33.3%	▼	2
Uncontested Divorce	2013	1	7	10	1	2	6	2	2	2	1	4	5	27			43
	2014	4	2	6	11	6	1	-	-	-	-	-	-	30	11.1%	▲	30

Type of Court: Circuit
Locale/Circuit: Newport News 7
Start/End Date: Jan-13 / Jun-14
Type of Case: Filings
AVG. Month: 873
2013 AVG Month: 882
2014 AVG Month: 855
Jan-Jun 2013: 5,766
Jan-Jun 2014: 5,128
Filings Trending: Downward ▼

D
a
s
h
b
o
a
r
d



	Jan	Feb	Mar	Apr	May	<u>Jun</u>	Jul	Aug	Sep	Oct	Nov	Dec	Thru Jun	% Change	Trending	Total
2013	1,245	903	1,004	909	944	761	810	823	697	1,001	697	786	5,766			10,580
2014	725	848	946	1,029	883	697	-	-	-	-	-	-	5,128	-11.1%	▼	5,128

		Jan	Feb	Mar	Apr	May	<u>Jun</u>	Jul	Aug	Sep	Oct	Nov	Dec	Thru Jun	% Change	Trending	Total
Administrative Law	2013	-	2	2	1	3	1	1	2	-	-	-	1	9			13
	2014	-	1	1	1	1	-	-	-	-	-	-	-	4	-55.6%	▼	4
Contested Divorce	2013	28	15	28	21	30	15	23	23	19	13	17	13	137			245
	2014	15	24	25	16	19	23	-	-	-	-	-	-	122	-10.9%	▼	122
Domestic and Family - Level 1	2013	24	20	23	29	27	25	18	31	18	27	6	25	148			273
	2014	9	16	32	15	31	33	-	-	-	-	-	-	136	-8.1%	▼	136
Domestic and Family - Level 2	2013	3	4	5	6	4	4	8	6	1	11	6	7	26			65
	2014	3	4	3	4	7	5	-	-	-	-	-	-	26	0.0%	↔	26
General Civil - Level 1	2013	61	29	8	45	36	8	33	24	8	56	10	6	187			324
	2014	14	8	34	8	35	12	-	-	-	-	-	-	111	-40.6%	▼	111
General Civil - Level 2	2013	31	30	18	40	40	25	30	34	23	31	31	25	184			358
	2014	23	39	31	35	34	34	-	-	-	-	-	-	196	6.5%	▲	196
General Civil - Level 3	2013	15	14	20	17	13	9	21	20	10	12	13	19	88			183
	2014	8	17	19	12	9	9	-	-	-	-	-	-	74	-15.9%	▼	74
Miscellaneous	2013	372	327	324	233	233	163	164	187	211	190	170	205	1,652			2,779
	2014	253	291	243	223	196	191	-	-	-	-	-	-	1,397	-15.4%	▼	1,397
Misdemeanor	2013	147	119	141	106	128	112	116	112	115	117	111	139	753			1,463
	2014	69	75	156	125	141	66	-	-	-	-	-	-	632	-16.1%	▼	632
Non-Capital Felonies and Related Matters	2013	328	150	233	231	231	185	213	188	109	343	189	204	1,358			2,604
	2014	169	185	183	349	246	165	-	-	-	-	-	-	1,297	-4.5%	▼	1,297
Other	2013	43	29	44	39	47	44	44	39	39	39	35	27	246			469
	2014	36	35	43	48	42	31	-	-	-	-	-	-	235	-4.5%	▼	235
Other Criminally Related Matters	2013	145	87	90	86	94	112	86	116	102	112	68	84	614			1,182
	2014	93	96	114	136	68	64	-	-	-	-	-	-	571	-7.0%	▼	571
Probates/Wills and Trusts - Level 1	2013	-	1	-	1	-	-	-	-	1	2	-	-	2			5
	2014	1	1	2	-	-	-	-	-	-	-	-	-	4	100.0%	▲	4
Probates/Wills and Trusts - Level 2	2013	1	1	1	-	-	-	-	-	-	-	-	-	3			3
	2014	-	-	1	1	1	-	-	-	-	-	-	-	3	0.0%	↔	3
Protective Orders	2013	1	3	-	1	4	1	5	5	2	4	1	1	10			28
	2014	1	2	5	3	4	4	-	-	-	-	-	-	19	90.0%	▲	19
Uncontested Divorce	2013	46	72	67	53	54	57	48	36	39	44	40	30	349			586
	2014	31	54	54	53	49	60	-	-	-	-	-	-	301	-13.8%	▼	301

Type of Court: Circuit

Locale/Circuit: Hampton 8

Start/End Date: Jan-13 / Jun-14

Type of Case: Filings

AVG. Month: 636

2013 AVG Month: 631

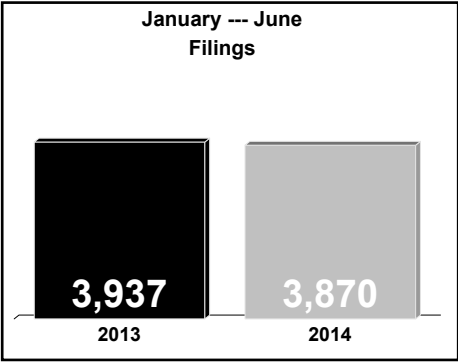
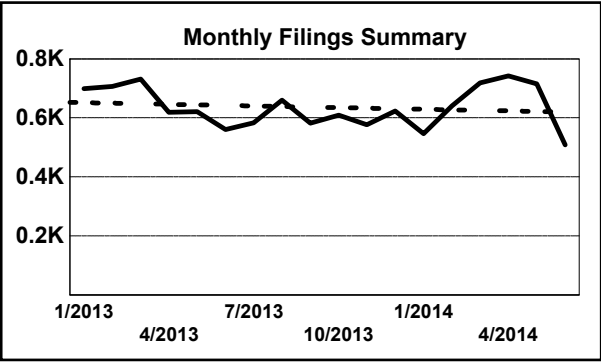
2014 AVG Month: 645

Jan-Jun 2013: 3,937

Jan-Jun 2014: 3,870

Filings Trending: Steady ↔

D
a
s
h
b
o
a
r
d

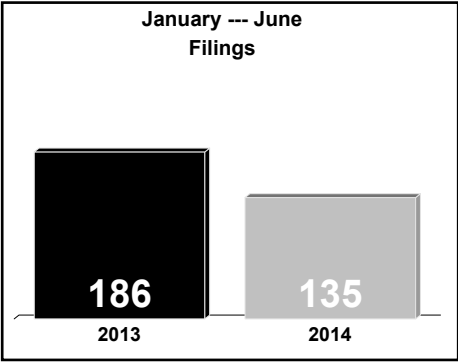
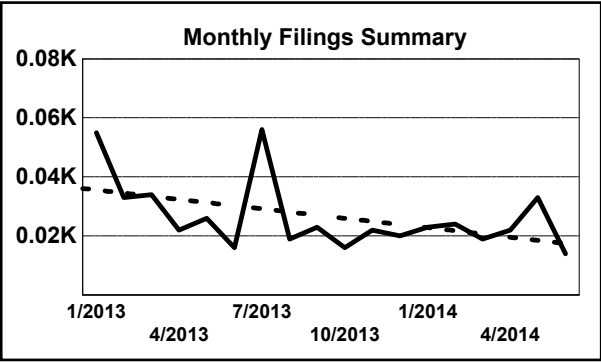


	Jan	Feb	Mar	Apr	May	Jun	Jul	Aug	Sep	Oct	Nov	Dec	Thru Jun	% Change	Trending	Total
2013	699	706	731	619	621	561	583	660	582	609	577	623	3,937			7,571
2014	546	640	718	742	715	509	-	-	-	-	-	-	3,870	-1.7%	▼	3,870

		Jan	Feb	Mar	Apr	May	Jun	Jul	Aug	Sep	Oct	Nov	Dec	Thru Jun	% Change	Trending	Total
Administrative Law	2013	1	-	-	-	1	1	1	1	-	1	1	-	3			7
	2014	3	-	-	-	-	-	-	-	-	-	-	-	3	0.0%	↔	3
Contested Divorce	2013	25	14	24	16	21	14	10	13	17	22	12	8	114			196
	2014	18	19	17	21	18	17	-	-	-	-	-	-	110	-3.5%	▼	110
Domestic and Family - Level 1	2013	11	15	11	9	18	9	12	15	8	13	25	4	73			150
	2014	4	11	12	17	10	5	-	-	-	-	-	-	59	-19.2%	▼	59
Domestic and Family - Level 2	2013	40	16	68	35	20	13	4	20	40	26	53	36	192			371
	2014	12	26	81	138	63	14	-	-	-	-	-	-	334	74.0%	▲	334
General Civil - Level 1	2013	-	1	1	2	2	2	-	3	2	2	1	1	8			17
	2014	4	1	4	2	5	-	-	-	-	-	-	-	16	100.0%	▲	16
General Civil - Level 2	2013	27	20	23	25	20	24	29	27	21	16	31	13	139			276
	2014	23	11	25	29	20	27	-	-	-	-	-	-	135	-2.9%	▼	135
General Civil - Level 3	2013	17	14	15	14	19	17	12	13	13	11	9	9	96			163
	2014	4	10	7	9	5	5	-	-	-	-	-	-	40	-58.3%	▼	40
Miscellaneous	2013	294	310	253	211	150	157	153	200	147	151	158	173	1,375			2,357
	2014	175	219	224	190	151	149	-	-	-	-	-	-	1,108	-19.4%	▼	1,108
Misdemeanor	2013	28	55	43	37	57	57	51	38	36	49	41	55	277			547
	2014	39	41	52	44	59	43	-	-	-	-	-	-	278	0.4%	▲	278
Non-Capital Felonies and Related Matters	2013	127	144	151	150	180	164	183	180	177	174	146	210	916			1,986
	2014	136	177	154	180	233	126	-	-	-	-	-	-	1,006	9.8%	▲	1,006
Other	2013	58	54	60	57	59	35	49	69	58	61	61	53	323			674
	2014	51	66	50	58	83	72	-	-	-	-	-	-	380	17.6%	▲	380
Other Criminally Related Matters	2013	21	20	31	19	27	23	44	20	30	35	11	31	141			312
	2014	47	16	45	22	36	21	-	-	-	-	-	-	187	32.6%	▲	187
Probates/Wills and Trusts - Level 1	2013	1	-	-	2	4	3	1	2	-	-	-	1	10			14
	2014	1	-	1	1	-	-	-	-	-	-	-	-	3	-70.0%	▼	3
Probates/Wills and Trusts - Level 2	2013	6	5	1	7	3	9	3	6	6	4	4	2	31			56
	2014	6	3	6	2	2	3	-	-	-	-	-	-	22	-29.0%	▼	22
Uncontested Divorce	2013	43	38	50	35	40	33	31	53	27	44	24	27	239			445
	2014	23	40	40	29	30	27	-	-	-	-	-	-	189	-20.9%	▼	189

Type of Court: Circuit
Locale/Circuit: Charles City 9
Start/End Date: Jan-13 / Jun-14
Type of Case: Filings
AVG. Month: 27
2013 AVG Month: 29
2014 AVG Month: 23
Jan-Jun 2013: 186
Jan-Jun 2014: 135
Filings Trending: Downward ▼

D
a
s
h
b
o
a
r
d

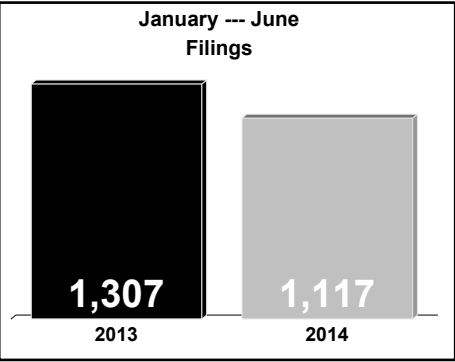
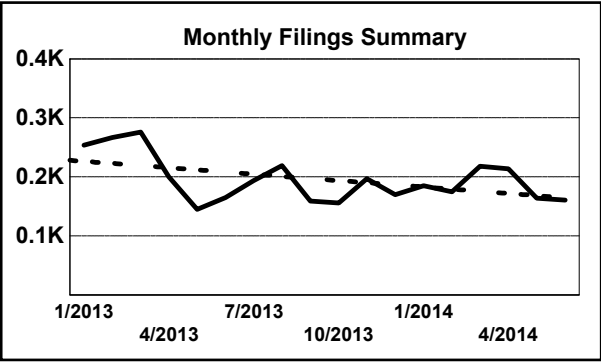


	Jan	Feb	Mar	Apr	May	Jun	Jul	Aug	Sep	Oct	Nov	Dec	Thru Jun	% Change	Trending	Total
2013	55	33	34	22	26	16	56	19	23	16	22	20	186			342
2014	23	24	19	22	33	14	-	-	-	-	-	-	135	-27.4%	▼	135

		Jan	Feb	Mar	Apr	May	Jun	Jul	Aug	Sep	Oct	Nov	Dec	Thru Jun	% Change	Trending	Total
Contested Divorce	2013	-	-	-	-	-	1	1	-	-	-	-	1	1			3
	2014	1	-	-	-	1	-	-	-	-	-	-	-	2	100.0%	▲	2
Domestic and Family - Lev	2013	-	-	-	-	1	-	-	-	-	-	3	-	1			4
	2014	-	-	-	-	-	-	1	1	-	-	-	-	0			2
Domestic and Family - Level 2	2013	-	-	-	-	-	-	-	-	-	-	-	-	4	0.0%	↔	4
	2014	-	-	-	-	4	-	-	-	-	-	-	-	-			-
General Civil - Level 1	2013	1	-	-	-	-	-	1	-	-	-	-	-	1			2
	2014	-	1	1	2	3	1	7	1	1	1	1	5	8	112.5%	▲	17
General Civil - Level 2	2013	1	2	1	-	-	1	3	1	3	2	1	2	5			17
	2014	2	1	-	-	-	1	-	-	-	-	-	-	4	-20.0%	▼	4
Miscellaneous	2013	23	25	22	15	13	5	13	8	8	9	10	6	103			157
	2014	17	15	16	13	16	3	-	-	-	-	-	-	80	-22.3%	▼	80
Misdemeanor	2013	7	1	3	1	-	-	8	-	5	-	1	-	12			26
	2014	-	2	-	1	1	-	-	-	-	-	-	-	4	-66.7%	▼	4
Non-Capital Felonies and Related Matters	2013	17	2	5	2	5	7	18	5	6	2	6	4	38			79
	2014	1	2	1	1	8	1	-	-	-	-	-	-	14	-63.2%	▼	14
Other	2013	2	1	1	1	1	-	-	2	-	2	-	-	6			10
	2014	1	-	2	1	-	-	-	-	-	-	-	-	4	-33.3%	▼	4
Other Criminally Related Matters	2013	3	-	-	1	-	-	4	1	-	-	-	2	4			11
	2014	-	2	-	1	-	-	-	-	-	-	-	-	3	-25.0%	▼	3
Probates/Wills and Trusts - Level 2	2013	-	-	-	-	1	-	-	-	-	-	-	-	1			1
	2014	-	-	-	-	1	-	-	-	-	-	-	-	1	0.0%	↔	1
Uncontested Divorce	2013	1	1	1	-	2	1	-	-	-	-	-	-	6			6
	2014	-	1	-	1	-	-	-	-	-	-	-	-	2	-66.7%	▼	2

Type of Court: Circuit
Locale/Circuit: Gloucester 9
Start/End Date: Jan-13 / Jun-14
Type of Case: Filings
AVG. Month: 196
2013 AVG Month: 200
2014 AVG Month: 186
Jan-Jun 2013: 1,307
Jan-Jun 2014: 1,117
Filings Trending: Downward ▼

D
a
s
h
b
o
a
r
d



	Jan	Feb	Mar	Apr	May	Jun	Jul	Aug	Sep	Oct	Nov	Dec	Thru Jun	% Change	Trending	Total
2013	254	267	276	200	145	165	194	219	159	156	197	170	1,307			2,402
2014	185	175	218	214	164	161	-	-	-	-	-	-	1,117	-14.5%	▼	1,117

		Jan	Feb	Mar	Apr	May	Jun	Jul	Aug	Sep	Oct	Nov	Dec	Thru Jun	% Change	Trending	Total
Contested Divorce	2013	1	4	3	3	2	5	6	6	3	6	5	5	18			49
	2014	4	5	3	3	3	2	-	-	-	-	-	-	20	11.1%	▲	20
Domestic and Family - Level 1	2013	3	1	-	4	2	-	7	2	9	1	4	-	10			33
	2014	-	2	-	6	1	4	-	-	-	-	-	-	13	30.0%	▲	13
Domestic and Family - Level 2	2013	2	2	2	2	3	2	1	3	1	4	-	3	13			25
	2014	1	-	-	-	4	1	-	-	-	-	-	-	6	-53.8%	▼	6
General Civil - Level 1	2013	-	-	-	-	-	-	-	1	-	-	-	-	0			1
General Civil - Level 2	2013	10	6	5	7	4	11	8	7	1	2	5	4	43	0.0%	↔	70
	2014	14	7	7	3	7	6	-	-	-	-	-	-	44	2.3%	▲	44
General Civil - Level 3	2013	10	2	3	30	4	3	9	4	1	4	2	1	52			73
	2014	-	2	10	13	2	1	-	-	-	-	-	-	28	-46.2%	▼	28
Miscellaneous	2013	169	177	152	96	67	62	65	81	64	69	70	82	723			1,154
	2014	80	78	90	90	48	52	-	-	-	-	-	-	438	-39.4%	▼	438
Misdemeanor	2013	3	15	18	12	5	13	12	23	15	11	21	12	66			160
	2014	16	21	21	21	7	20	-	-	-	-	-	-	106	60.6%	▲	106
Non-Capital Felonies and Related Matters	2013	32	40	68	23	31	39	65	46	42	28	65	25	233			504
	2014	35	23	48	36	66	36	-	-	-	-	-	-	244	4.7%	▲	244
Other	2013	8	8	10	6	5	20	8	23	14	9	7	21	57			139
	2014	16	20	22	18	14	16	-	-	-	-	-	-	106	86.0%	▲	106
Other Criminally Related Matters	2013	3	3	3	3	10	2	4	6	3	4	5	5	24			51
	2014	8	3	4	10	7	5	-	-	-	-	-	-	37	54.2%	▲	37
Probates/Wills and Trusts	2013	-	-	-	-	-	-	-	1	-	-	-	-	0			1
Probates/Wills and Trusts - Level 2	2013	-	-	-	-	-	2	-	-	-	3	4	-	2	0.0%	↔	9
	2014	-	1	-	-	-	5	-	-	-	-	-	-	6	200.0%	▲	6
Protective Orders	2013	2	-	-	-	-	-	-	2	2	2	1	-	2			9
	2014	-	1	-	1	-	1	-	-	-	-	-	-	3	50.0%	▲	3
Uncontested Divorce	2013	11	9	12	14	12	6	9	14	4	13	8	12	64			124
	2014	11	12	13	13	5	12	-	-	-	-	-	-	66	3.1%	▲	66

Type of Court: Circuit

Locale/Circuit: King & Queen 9

Start/End Date: Jan-13 / Jun-14

Type of Case: Filings

AVG. Month: 27

2013 AVG Month: 27

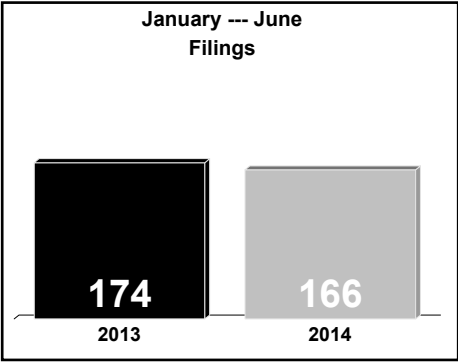
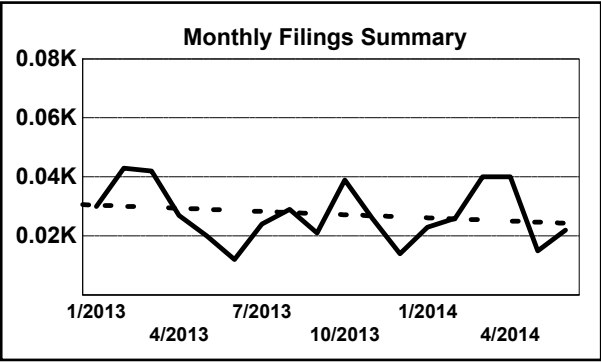
2014 AVG Month: 28

Jan-Jun 2013: 174

Jan-Jun 2014: 166

Filings Trending: Downward ▼

D
a
s
h
b
o
a
r
d



	Jan	Feb	Mar	Apr	May	Jun	Jul	Aug	Sep	Oct	Nov	Dec	Thru Jun	% Change	Trending	Total
2013	30	43	42	27	20	12	24	29	21	39	26	14	174			327
2014	23	26	40	40	15	22	-	-	-	-	-	-	166	-4.6%	▼	166

		Jan	Feb	Mar	Apr	May	Jun	Jul	Aug	Sep	Oct	Nov	Dec	Thru Jun	% Change	Trending	Total
Administrative Law	2014	-	-	1	-	-	-	-	-	-	-	-	-	1			1
Contested Divorce	2013	-	-	-	1	1	-	2	-	-	1	1	-	2			6
	2014	1	1	1	1	1	-	-	-	-	-	-	-	5	150.0%	▲	5
Domestic and Family - Level 1	2013	-	1	-	-	-	-	-	-	-	-	-	-	1			1
	2014	-	-	-	1	-	-	-	-	-	-	-	-	1	0.0%	↔	1
Domestic and Family - Lev	2013	-	-	2	-	1	-	-	-	-	-	-	-	3			3
General Civil - Level 2	2013	1	-	3	-	-	1	-	1	-	-	1	1	5			8
	2014	-	-	1	-	2	2	-	-	-	-	-	-	5	0.0%	↔	5
General Civil - Level 3	2013	-	-	-	-	-	-	-	2	-	5	-	-	0			7
	2014	2	4	1	3	1	2	-	-	-	-	-	-	13	0.0%	↔	13
Miscellaneous	2013	18	25	24	15	15	7	13	7	15	24	11	5	104			179
	2014	12	12	14	15	7	8	-	-	-	-	-	-	68	-34.6%	▼	68
Misdemeanor	2013	1	1	2	4	-	-	1	3	1	2	3	1	8			19
	2014	-	2	1	2	-	2	-	-	-	-	-	-	7	-12.5%	▼	7
Non-Capital Felonies and Related Matters	2013	1	10	7	6	1	4	6	10	3	5	7	5	29			65
	2014	4	4	18	11	1	6	-	-	-	-	-	-	44	51.7%	▲	44
Other	2014	-	-	-	-	-	1	-	-	-	-	-	-	1			1
Other Criminally Related Matters	2013	6	4	1	-	1	-	2	4	-	2	1	-	12			21
	2014	2	2	2	3	1	1	-	-	-	-	-	-	11	-8.3%	▼	11
Probates/Wills and Trusts	2013	-	1	-	-	-	-	-	-	-	-	-	-	1			1
Probates/Wills and Trusts - Level 2	2013	1	-	1	-	-	-	-	-	-	-	-	2	2			4
	2014	1	1	-	2	-	-	-	-	-	-	-	-	4	100.0%	▲	4
Protective Orders	2013	-	-	-	-	-	-	-	1	-	-	2	-	0			3
Uncontested Divorce	2013	2	1	2	1	1	-	-	1	2	-	-	-	7	0.0%	↔	10
	2014	1	-	1	2	2	-	-	-	-	-	-	-	6	-14.3%	▼	6

Type of Court: Circuit

Locale/Circuit: King William 9

Start/End Date: Jan-13 / Jun-14

Type of Case: Filings

AVG. Month: 67

2013 AVG Month: 65

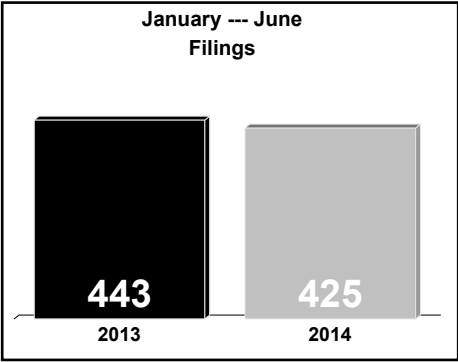
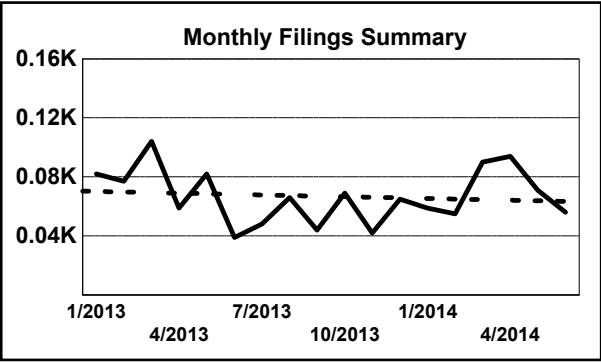
2014 AVG Month: 71

Jan-Jun 2013: 443

Jan-Jun 2014: 425

Filings Trending: Downward ▼

D
a
s
h
b
o
a
r
d



	Jan	Feb	Mar	Apr	May	Jun	Jul	Aug	Sep	Oct	Nov	Dec	Thru Jun	% Change	Trending	Total
2013	82	77	104	59	82	39	48	66	44	69	42	65	443			777
2014	59	55	90	94	71	56	-	-	-	-	-	-	425	-4.1%	▼	425

		Jan	Feb	Mar	Apr	May	Jun	Jul	Aug	Sep	Oct	Nov	Dec	Thru Jun	% Change	Trending	Total
Administrative Law	2014	-	1	-	-	-	-	-	-	-	-	-	-	1			1
Contested Divorce	2013	-	-	-	-	1	-	-	-	-	3	1	-	1			5
	2014	2	-	-	-	2	-	-	-	-	-	-	-	4	300.0%	▲	4
Domestic and Family - Level 1	2013	1	-	1	3	3	-	1	2	-	-	-	1	8			12
	2014	-	-	-	10	-	-	-	-	-	-	-	-	10	25.0%	▲	10
Domestic and Family - Level 2	2013	-	-	1	-	-	-	-	-	1	-	1	1	1			4
	2014	-	-	-	2	-	1	-	-	-	-	-	-	3	200.0%	▲	3
General Civil - Level 1	2013	-	-	1	-	-	2	1	-	-	-	-	-	3			4
	2014	-	-	-	-	-	2	-	-	-	-	-	-	2	-33.3%	▼	2
General Civil - Level 2	2013	1	3	-	3	5	3	4	3	3	1	1	2	15			29
	2014	-	6	2	2	3	8	-	-	-	-	-	-	21	40.0%	▲	21
General Civil - Level 3	2013	-	1	4	3	3	2	-	2	1	3	-	3	13			22
	2014	2	3	-	-	-	6	-	-	-	-	-	-	11	-15.4%	▼	11
Miscellaneous	2013	66	55	49	39	33	18	20	30	35	26	23	22	260			416
	2014	41	36	44	35	27	30	-	-	-	-	-	-	213	-18.1%	▼	213
Misdemeanor	2013	2	2	5	3	14	2	11	8	2	7	1	4	28			61
	2014	2	3	4	4	7	-	-	-	-	-	-	-	20	-28.6%	▼	20
Non-Capital Felonies and Related Matters	2013	3	12	36	4	22	9	9	16	1	22	15	15	86			164
	2014	10	2	38	35	25	5	-	-	-	-	-	-	115	33.7%	▲	115
Other	2013	-	-	1	-	-	1	-	-	-	-	-	1	2			3
	2014	-	1	-	-	1	2	-	-	-	-	-	-	4	100.0%	▲	4
Other Criminally Related Matters	2013	4	3	3	2	-	1	1	3	-	2	-	10	13			29
	2014	2	1	1	2	2	1	-	-	-	-	-	-	9	-30.8%	▼	9
Probates/Wills and Trusts	2013	2	1	-	2	-	1	1	1	1	-	-	2	6			11
Protective Orders	2013	-	-	-	-	-	-	-	1	-	-	-	-	0			1
	2014	-	-	-	1	-	-	-	-	-	-	-	-	1	0.0%	↔	1
Uncontested Divorce	2013	3	-	3	-	1	-	-	-	-	5	-	4	7			16
	2014	-	2	1	3	4	1	-	-	-	-	-	-	11	57.1%	▲	11

Type of Court: Circuit

Locale/Circuit: Mathews 9

Start/End Date: Jan-13 / Jun-14

Type of Case: Filings

AVG. Month: 38

2013 AVG Month: 37

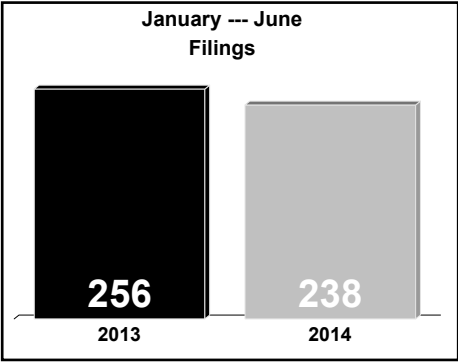
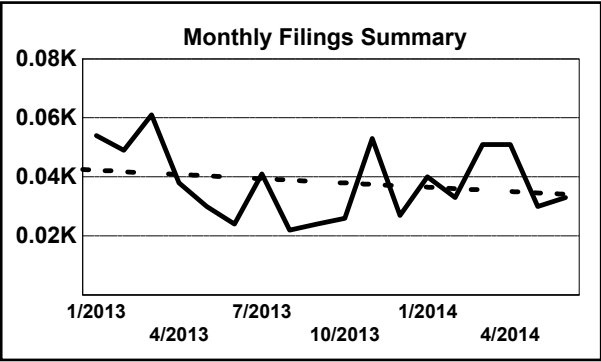
2014 AVG Month: 40

Jan-Jun 2013: 256

Jan-Jun 2014: 238

Filings Trending: Downward ▼

D
a
s
h
b
o
a
r
d

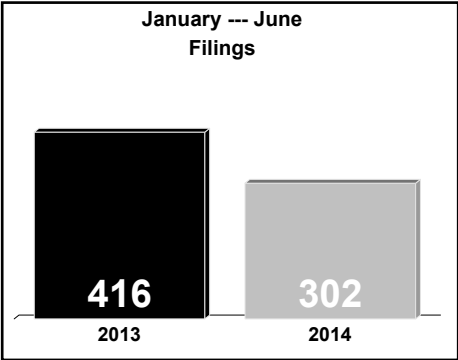
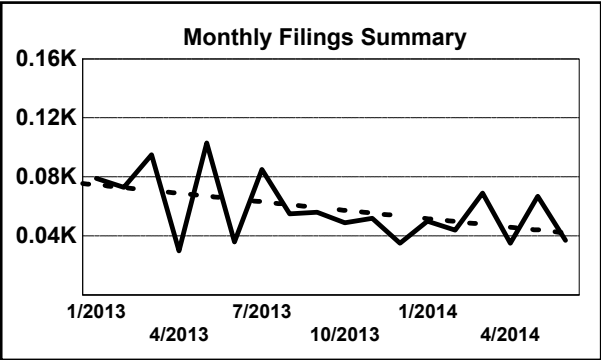


	Jan	Feb	Mar	Apr	May	Jun	Jul	Aug	Sep	Oct	Nov	Dec	Thru Jun	% Change	Trending	Total
2013	54	49	61	38	30	24	41	22	24	26	53	27	256			449
2014	40	33	51	51	30	33	-	-	-	-	-	-	238	-7.0%	▼	238

		Jan	Feb	Mar	Apr	May	Jun	Jul	Aug	Sep	Oct	Nov	Dec	Thru Jun	% Change	Trending	Total
Administrative Law	2013	-	-	1	-	-	-	-	-	-	1	-	-	1			2
	2014	-	-	-	-	-	1	-	-	-	-	-	-	1	0.0%	↔	1
Contested Divorce	2013	1	1	1	-	-	2	-	-	-	1	-	-	5			6
	2014	-	1	-	2	1	1	-	-	-	-	-	-	5	0.0%	↔	5
Domestic and Family - Level 1	2013	-	2	-	1	-	-	-	-	2	2	-	-	3			7
	2014	-	-	-	2	1	-	-	-	-	-	-	-	3	0.0%	↔	3
Domestic and Family - Level 2	2013	-	-	-	1	-	-	-	-	-	-	-	-	1			1
	2014	-	-	1	-	-	-	-	-	-	-	-	-	1	0.0%	↔	1
General Civil - Level 1	2013	-	-	-	-	-	-	-	1	-	-	-	-	0			1
General Civil - Level 2	2013	-	1	2	-	2	-	2	2	1	2	-	-	5	0.0%	↔	12
	2014	2	-	1	4	1	2	-	-	-	-	-	-	10	100.0%	▲	10
General Civil - Level 3	2013	-	-	-	1	1	-	-	3	4	-	-	-	2			9
	2014	2	-	-	1	1	3	-	-	-	-	-	-	7	250.0%	▲	7
Miscellaneous	2013	24	36	41	19	20	17	19	13	14	12	21	8	157			244
	2014	32	22	21	26	17	12	-	-	-	-	-	-	130	-17.2%	▼	130
Misdemeanor	2013	1	1	3	2	-	1	2	-	1	1	-	1	8			13
	2014	-	3	1	3	3	7	-	-	-	-	-	-	17	112.5%	▲	17
Non-Capital Felonies and Related Matters	2013	23	5	5	10	3	2	12	1	2	4	27	14	48			108
	2014	1	2	25	9	-	2	-	-	-	-	-	-	39	-18.8%	▼	39
Other	2013	3	-	4	-	1	-	1	1	-	1	-	-	8			11
	2014	-	-	-	2	2	2	-	-	-	-	-	-	6	-25.0%	▼	6
Other Criminally Related Matters	2013	-	-	-	1	-	1	-	-	-	1	-	1	2			4
	2014	-	1	-	1	1	1	-	-	-	-	-	-	4	100.0%	▲	4
Probates/Wills and Trusts - Level 2	2013	-	1	-	-	-	-	-	-	-	-	3	-	1			4
	2014	-	1	-	-	-	1	-	-	-	-	-	-	2	100.0%	▲	2
Protective Orders	2013	-	-	-	-	-	-	1	-	-	-	-	-	0			1
	2014	2	-	-	-	1	-	-	-	-	-	-	-	3	0.0%	↔	3
Uncontested Divorce	2013	2	2	4	3	3	1	4	1	-	1	2	3	15			26
	2014	1	3	2	1	2	1	-	-	-	-	-	-	10	-33.3%	▼	10

Type of Court: Circuit
Locale/Circuit: Middlesex 9
Start/End Date: Jan-13 / Jun-14
Type of Case: Filings
AVG. Month: 58
2013 AVG Month: 62
2014 AVG Month: 50
Jan-Jun 2013: 416
Jan-Jun 2014: 302
Filings Trending: Downward ▼

D
a
s
h
b
o
a
r
d

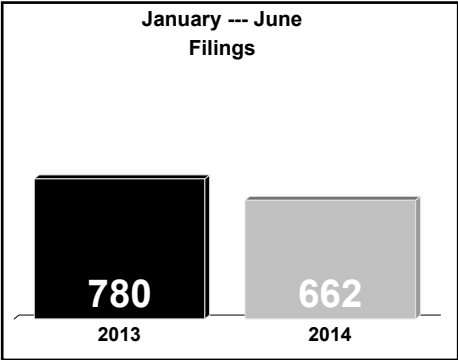
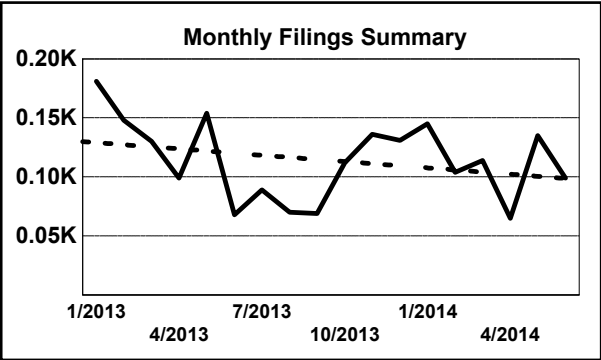


	Jan	Feb	Mar	Apr	May	<u>Jun</u>	Jul	Aug	Sep	Oct	Nov	Dec	Thru Jun	% Change	Trending	Total
2013	79	73	95	30	103	36	85	55	56	49	52	35	416			748
2014	50	44	69	35	67	37	-	-	-	-	-	-	302	-27.4%	▼	302

		Jan	Feb	Mar	Apr	May	<u>Jun</u>	Jul	Aug	Sep	Oct	Nov	Dec	Thru Jun	% Change	Trending	Total
Contested Divorce	2013	1	1	-	1	1	-	-	1	2	1	1	-	4			9
	2014	1	1	-	1	2	-	-	-	-	-	-	-	5	25.0%	▲	5
Domestic and Family - Level 1	2013	2	-	1	1	2	-	1	-	-	-	5	-	6			12
	2014	-	4	2	1	-	-	-	-	-	-	-	-	7	16.7%	▲	7
Domestic and Family - Lev	2013	-	-	-	-	-	1	-	-	-	1	-	-	1			2
General Civil - Level 1	2013	-	-	1	-	-	-	-	-	-	-	-	-	1			1
General Civil - Level 2	2013	7	1	1	2	2	3	6	2	3	1	3	1	16			32
	2014	3	-	1	3	1	-	-	-	-	-	-	-	8	-50.0%	▼	8
General Civil - Level 3	2013	3	1	2	-	2	-	10	1	-	2	1	-	8			22
	2014	1	1	1	1	1	-	-	-	-	-	-	-	5	-37.5%	▼	5
Miscellaneous	2013	41	59	34	19	16	24	20	28	14	18	24	22	193			319
	2014	33	26	21	17	18	14	-	-	-	-	-	-	129	-33.2%	▼	129
Misdemeanor	2013	8	1	11	1	7	2	15	1	8	6	2	2	30			64
	2014	3	4	14	2	11	7	-	-	-	-	-	-	41	36.7%	▲	41
Non-Capital Felonies and Related Matters	2013	14	6	39	6	73	5	30	17	26	14	10	5	143			245
	2014	7	6	27	5	22	12	-	-	-	-	-	-	79	-44.8%	▼	79
Other	2013	-	1	-	-	-	-	-	2	1	6	-	-	1			10
	2014	1	-	1	1	5	2	-	-	-	-	-	-	10	900.0%	▲	10
Other Criminally Related Matters	2013	1	-	-	-	-	-	1	-	-	-	2	2	1			6
	2014	1	-	1	1	3	1	-	-	-	-	-	-	7	600.0%	▲	7
Probates/Wills and Trusts	2013	-	-	-	-	-	1	-	-	-	-	-	-	1			1
Uncontested Divorce	2013	2	3	6	-	-	-	2	3	2	-	4	3	11			25
	2014	-	2	1	3	4	1	-	-	-	-	-	-	11	0.0%	↔	11

Type of Court: Circuit
Locale/Circuit: New Kent 9
Start/End Date: Jan-13 / Jun-14
Type of Case: Filings
AVG. Month: 114
2013 AVG Month: 116
2014 AVG Month: 110
Jan-Jun 2013: 780
Jan-Jun 2014: 662
Filings Trending: Downward ▼

D
a
s
h
b
o
a
r
d

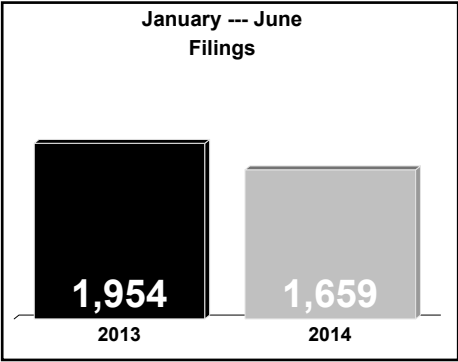
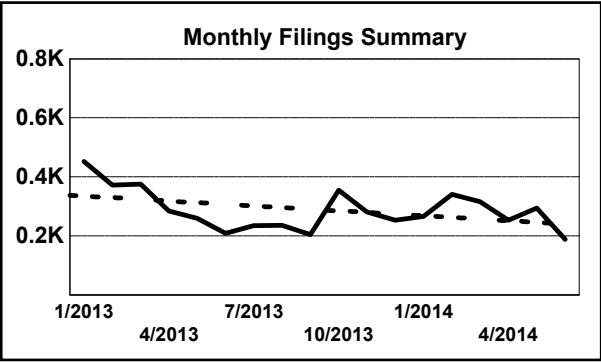


	Jan	Feb	Mar	Apr	May	<u>Jun</u>	Jul	Aug	Sep	Oct	Nov	Dec	Thru Jun	% Change	Trending	<u>Total</u>
2013	181	148	130	99	154	68	89	70	69	112	136	131	780			1,387
2014	145	104	114	65	135	99	-	-	-	-	-	-	662	-15.1%	▼	662

		Jan	Feb	Mar	Apr	May	<u>Jun</u>	Jul	Aug	Sep	Oct	Nov	Dec	Thru Jun	% Change	Trending	<u>Total</u>
Contested Divorce	2013	-	-	1	3	1	-	-	-	-	2	1	1	5			9
	2014	1	1	-	2	3	-	-	-	-	-	-	-	7	40.0%	▲	7
Domestic and Family - Level 1	2013	-	5	-	-	1	-	2	6	3	2	-	1	6	16.7%	▲	7
	2014	-	1	-	3	3	-	-	-	-	-	-	-	7			4
Domestic and Family - Level 2	2013	1	1	-	-	-	-	1	-	1	-	-	-	2			3
	2014	-	-	-	1	1	1	-	-	-	-	-	-	3	50.0%	▲	4
General Civil - Level 1	2013	-	1	-	-	2	1	-	-	-	-	-	-	4			4
	2014	6	3	2	5	8	2	9	3	2	3	2	2	26	-26.9%	▼	19
General Civil - Level 2	2013	1	2	7	1	7	1	-	-	-	-	-	-	19			10
	2014	1	2	7	1	7	1	-	-	-	-	-	-	19			2
General Civil - Level 3	2013	1	2	2	-	1	-	-	1	1	-	-	2	6	-66.7%	▼	2
	2014	1	-	-	1	-	-	-	-	-	-	-	-	2			590
Miscellaneous	2013	87	78	67	46	39	31	25	32	26	55	48	56	348	-9.2%	▼	316
	2014	73	64	54	41	37	47	-	-	-	-	-	-	316			148
Misdemeanor	2013	11	12	19	20	11	5	10	2	6	18	21	13	78	-35.9%	▼	50
	2014	3	9	10	2	13	13	-	-	-	-	-	-	50			280
Non-Capital Felonies and Related Matters	2013	60	18	18	9	63	11	20	10	14	18	16	23	179	-25.7%	▼	133
	2014	19	8	28	4	52	22	-	-	-	-	-	-	133			171
Other	2013	6	19	13	7	22	10	7	4	8	5	43	27	77	22.1%	▲	94
	2014	41	12	11	6	15	9	-	-	-	-	-	-	94			54
Other Criminally Related Matters	2013	4	7	2	7	2	4	12	3	1	5	2	5	26	-65.4%	▼	9
	2014	1	3	-	-	3	2	-	-	-	-	-	-	9			4
Probates/Wills and Trusts - Level 2	2013	1	-	-	-	-	-	1	1	-	-	1	-	1	0.0%	↔	1
	2014	1	-	-	-	-	-	-	-	-	-	-	-	1			1
Protective Orders	2013	-	-	-	-	-	-	-	1	-	-	-	-	0			45
	2014	4	2	6	2	4	4	2	7	7	4	2	1	22	0.0%	↔	21
Uncontested Divorce	2013	4	2	6	2	4	4	2	7	7	4	2	1	22	-4.5%	▼	21
	2014	4	4	4	4	1	4	-	-	-	-	-	-	21			

Type of Court: Circuit
Locale/Circuit: York 9
Start/End Date: Jan-13 / Jun-14
Type of Case: Filings
AVG. Month: 288
2013 AVG Month: 293
2014 AVG Month: 277
Jan-Jun 2013: 1,954
Jan-Jun 2014: 1,659
Filings Trending: Downward ▼

D
a
s
h
b
o
a
r
d

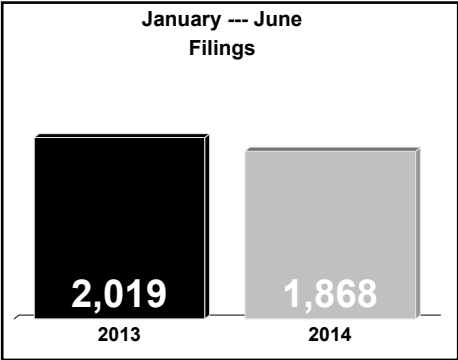
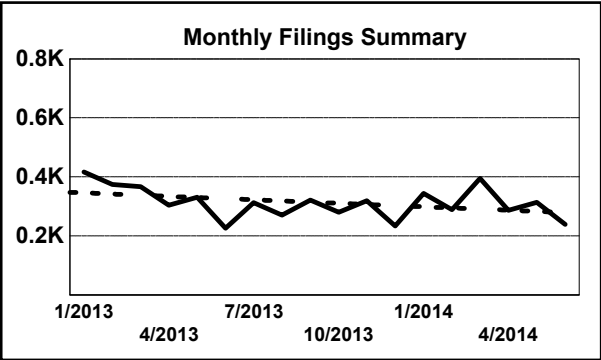


	Jan	Feb	Mar	Apr	May	<u>Jun</u>	Jul	Aug	Sep	Oct	Nov	Dec	Thru Jun	% Change	Trending	<u>Total</u>
2013	452	372	376	285	260	209	235	236	205	355	282	253	1,954			3,520
2014	266	341	316	253	295	188	-	-	-	-	-	-	1,659	-15.1%	▼	1,659

		Jan	Feb	Mar	Apr	May	<u>Jun</u>	Jul	Aug	Sep	Oct	Nov	Dec	Thru Jun	% Change	Trending	<u>Total</u>
Administrative Law	2013	-	-	-	1	-	-	-	1	1	1	-	-	1			4
Contested Divorce	2013	5	5	4	9	11	6	1	6	2	6	5	3	40			63
	2014	8	10	11	2	9	3	-	-	-	-	-	-	43	7.5%	▲	43
Domestic and Family - Level 1	2013	1	3	5	-	2	4	6	2	5	-	1	1	15			30
	2014	-	2	3	2	2	2	-	-	-	-	-	-	11	-26.7%	▼	11
Domestic and Family - Level 2	2013	7	2	4	4	1	1	2	-	4	3	5	1	19			34
	2014	3	8	6	12	7	13	-	-	-	-	-	-	49	157.9%	▲	49
General Civil - Level 1	2013	-	-	-	-	-	-	1	-	1	1	-	-	0			3
	2014	2	-	-	-	-	-	-	-	-	-	-	-	2	0.0%	↔	2
General Civil - Level 2	2013	4	9	18	21	7	18	9	12	14	17	11	14	77			154
	2014	10	7	11	14	9	9	-	-	-	-	-	-	60	-22.1%	▼	60
General Civil - Level 3	2013	4	5	4	4	7	7	8	3	5	4	2	4	31			57
	2014	4	5	3	3	5	2	-	-	-	-	-	-	22	-29.0%	▼	22
Miscellaneous	2013	293	235	215	173	138	94	108	132	84	148	117	130	1,148			1,867
	2014	147	149	131	110	92	81	-	-	-	-	-	-	710	-38.2%	▼	710
Misdemeanor	2013	39	26	25	14	13	24	14	17	11	15	24	14	141			236
	2014	17	14	28	17	61	11	-	-	-	-	-	-	148	5.0%	▲	148
Non-Capital Felonies and Related Matters	2013	79	63	74	38	50	29	61	41	40	123	87	50	333			735
	2014	44	125	76	67	88	47	-	-	-	-	-	-	447	34.2%	▲	447
Other	2013	-	-	-	1	1	1	-	-	2	2	-	-	3			7
	2014	1	1	-	1	1	2	-	-	-	-	-	-	6	100.0%	▲	6
Other Criminally Related Matters	2013	4	6	7	5	5	11	6	9	10	15	9	19	38			106
	2014	10	6	14	9	6	3	-	-	-	-	-	-	48	26.3%	▲	48
Probates/Wills and Trusts - Level 2	2013	4	4	5	1	2	1	4	1	3	3	2	1	17			31
	2014	2	-	3	2	4	1	-	-	-	-	-	-	12	-29.4%	▼	12
Protective Orders	2013	-	-	-	-	2	2	-	-	-	2	-	-	4			6
	2014	2	-	1	1	1	1	-	-	-	-	-	-	6	50.0%	▲	6
Uncontested Divorce	2013	12	14	15	14	21	11	15	12	23	15	19	16	87			187
	2014	16	14	29	13	10	13	-	-	-	-	-	-	95	9.2%	▲	95

Type of Court: Circuit
Locale/Circuit: Williamsburg 9
Start/End Date: Jan-13 / Jun-14
Type of Case: Filings
AVG. Month: 313
2013 AVG Month: 313
2014 AVG Month: 311
Jan-Jun 2013: 2,019
Jan-Jun 2014: 1,868
Filings Trending: Downward ▼

D
a
s
h
b
o
a
r
d



	Jan	Feb	Mar	Apr	May	<u>Jun</u>	Jul	Aug	Sep	Oct	Nov	Dec	Thru Jun	% Change	Trending	<u>Total</u>
2013	417	374	367	304	331	226	313	271	321	280	319	234	2,019			3,757
2014	344	289	395	287	314	239	-	-	-	-	-	-	1,868	-7.5%	▼	1,868

		Jan	Feb	Mar	Apr	May	<u>Jun</u>	Jul	Aug	Sep	Oct	Nov	Dec	Thru Jun	% Change	Trending	<u>Total</u>
Administrative Law	2013	-	-	3	-	-	-	-	-	2	-	-	-	3			5
	2014	-	-	-	-	2	1	-	-	-	-	-	-	3	0.0%	↔	3
Contested Divorce	2013	4	10	9	5	8	9	5	3	5	1	8	5	45			72
	2014	12	8	4	7	5	5	-	-	-	-	-	-	41	-8.9%	▼	41
Domestic and Family - Level 1	2013	2	2	9	-	6	2	2	4	1	1	7	1	21			37
	2014	-	5	3	5	4	1	-	-	-	-	-	-	18	-14.3%	▼	18
Domestic and Family - Level 2	2013	-	5	3	5	1	2	3	-	4	1	1	1	16			26
	2014	2	3	3	1	4	4	-	-	-	-	-	-	17	6.3%	▲	17
General Civil - Level 1	2013	-	1	-	-	-	3	1	2	-	1	1	-	4			9
	2014	2	1	1	2	-	3	-	-	-	-	-	-	9	125.0%	▲	9
General Civil - Level 2	2013	15	17	6	8	11	6	10	12	13	13	13	12	63			136
	2014	6	5	7	4	12	10	-	-	-	-	-	-	44	-30.2%	▼	44
General Civil - Level 3	2013	7	7	4	6	15	9	10	15	12	1	8	8	48			102
	2014	8	3	15	7	13	8	-	-	-	-	-	-	54	12.5%	▲	54
Miscellaneous	2013	224	204	157	140	124	70	122	98	103	95	87	116	919			1,540
	2014	159	138	121	118	102	83	-	-	-	-	-	-	721	-21.5%	▼	721
Misdemeanor	2013	48	38	58	58	57	27	30	35	46	46	54	27	286			524
	2014	34	36	48	25	39	27	-	-	-	-	-	-	209	-26.9%	▼	209
Non-Capital Felonies and Related Matters	2013	62	32	78	41	42	45	63	46	78	66	87	26	300			666
	2014	64	46	123	58	79	46	-	-	-	-	-	-	416	38.7%	▲	416
Other	2013	20	18	10	16	27	14	32	29	23	19	23	14	105			245
	2014	25	19	34	26	27	23	-	-	-	-	-	-	154	46.7%	▲	154
Other Criminally Related Matters	2013	8	16	12	10	11	11	16	8	13	14	11	8	68			138
	2014	13	12	17	14	11	8	-	-	-	-	-	-	75	10.3%	▲	75
Probates/Wills and Trusts - Level 1	2013	-	1	-	-	1	2	-	-	1	-	-	-	4			5
	2014	-	-	1	-	1	-	-	-	-	-	-	-	2	-50.0%	▼	2
Probates/Wills and Trusts - Level 2	2013	2	4	-	2	6	2	2	4	3	6	1	2	16			34
	2014	2	2	2	2	2	3	-	-	-	-	-	-	13	-18.8%	▼	13
Uncontested Divorce	2013	25	19	18	13	22	24	17	15	17	16	18	14	121			218
	2014	17	11	16	18	13	17	-	-	-	-	-	-	92	-24.0%	▼	92

Type of Court: Circuit

Locale/Circuit: Appomattox 10

Start/End Date: Jan-13 / Jun-14

Type of Case: Filings

AVG. Month: 71

2013 AVG Month: 66

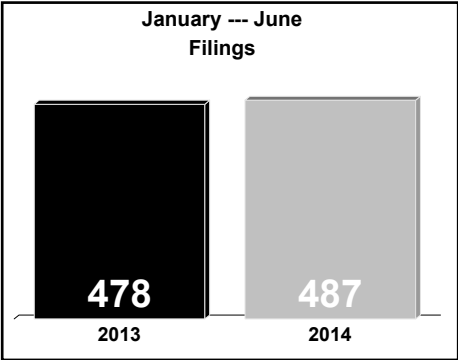
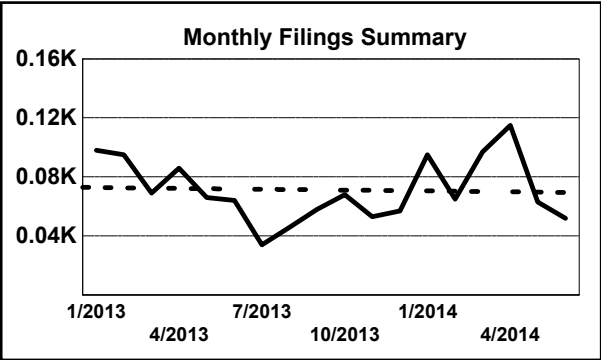
2014 AVG Month: 81

Jan-Jun 2013: 478

Jan-Jun 2014: 487

Filings Trending: Steady ↔

D
a
s
h
b
o
a
r
d



	Jan	Feb	Mar	Apr	May	Jun	Jul	Aug	Sep	Oct	Nov	Dec	Thru Jun	% Change	Trending	Total
2013	98	95	69	86	66	64	34	46	58	68	53	57	478			794
2014	95	65	97	115	63	52	-	-	-	-	-	-	487	1.9%	▲	487

		Jan	Feb	Mar	Apr	May	Jun	Jul	Aug	Sep	Oct	Nov	Dec	Thru Jun	% Change	Trending	Total
Administrative Law	2013	-	-	-	-	-	-	-	-	1	-	-	-	0			1
Contested Divorce	2013	-	-	2	-	1	3	1	-	1	2	-	1	6	0.0%	↔	11
	2014	3	1	-	3	4	1	-	-	-	-	-	-	12	100.0%	▲	12
Domestic and Family - Level 1	2013	-	-	-	-	6	1	-	5	1	4	5	-	7			22
	2014	-	4	6	3	1	6	-	-	-	-	-	-	20	185.7%	▲	20
Domestic and Family - Level 2	2013	-	1	-	-	1	-	-	-	1	-	-	1	2			4
	2014	-	-	1	-	2	1	-	-	-	-	-	-	4	100.0%	▲	4
General Civil - Level 2	2013	2	5	2	3	5	1	2	1	2	1	2	1	18			27
	2014	2	3	3	1	1	-	-	-	-	-	-	-	10	-44.4%	▼	10
General Civil - Level 3	2013	-	-	-	-	1	-	-	-	-	1	1	2	1			5
	2014	1	-	2	2	1	-	-	-	-	-	-	-	6	500.0%	▲	6
Miscellaneous	2013	58	72	44	42	20	26	17	19	39	37	34	42	262			450
	2014	49	38	38	52	23	27	-	-	-	-	-	-	227	-13.4%	▼	227
Misdemeanor	2013	1	1	3	7	4	2	3	1	-	4	-	-	18			26
	2014	-	4	4	8	5	3	-	-	-	-	-	-	24	33.3%	▲	24
Non-Capital Felonies and Related Matters	2013	32	14	11	29	24	27	8	15	11	17	4	4	137			196
	2014	33	10	38	35	18	8	-	-	-	-	-	-	142	3.6%	▲	142
Other	2013	-	-	1	1	-	3	-	-	-	1	-	3	5			9
	2014	1	3	1	4	1	-	-	-	-	-	-	-	10	100.0%	▲	10
Other Criminally Related Matters	2013	-	-	3	-	-	1	-	-	-	-	2	-	4			6
	2014	-	-	-	5	3	3	-	-	-	-	-	-	11	175.0%	▲	11
Probates/Wills and Trusts	2014	-	-	-	-	1	-	-	-	-	-	-	-	1			1
Probates/Wills and Trusts - Level 2	2013	1	-	-	-	-	-	1	-	-	-	-	2	1			4
	2014	2	-	1	-	-	1	-	-	-	-	-	-	4	300.0%	▲	4
Protective Orders	2013	-	-	-	-	1	-	-	-	-	-	-	-	1			1
Uncontested Divorce	2013	4	2	3	4	3	-	2	5	2	1	5	1	16			32
	2014	4	2	3	2	3	2	-	-	-	-	-	-	16	0.0%	↔	16

Type of Court: Circuit

Locale/Circuit: Buckingham 10

Start/End Date: Jan-13 / Jun-14

Type of Case: Filings

AVG. Month: 70

2013 AVG Month: 70

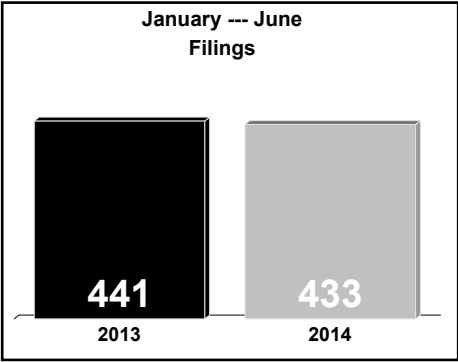
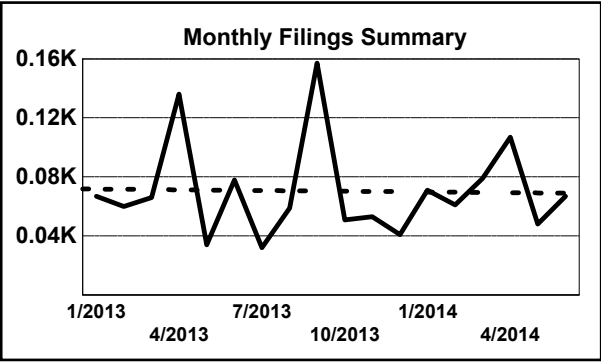
2014 AVG Month: 72

Jan-Jun 2013: 441

Jan-Jun 2014: 433

Filings Trending: Steady ↔

D
a
s
h
b
o
a
r
d

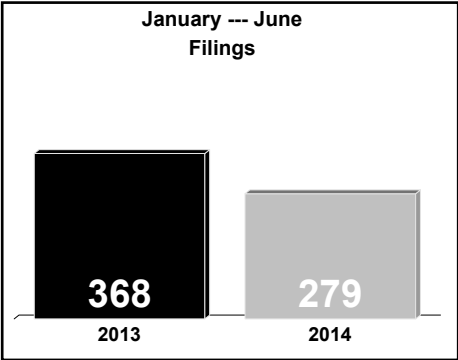
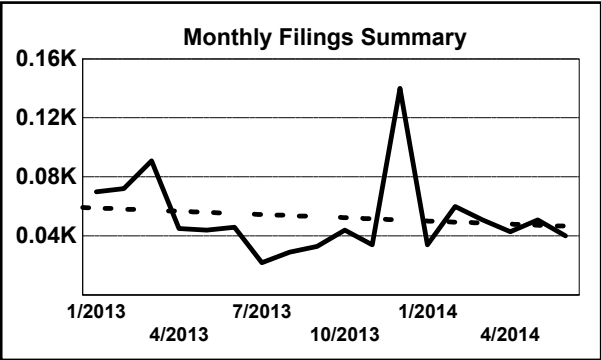


	Jan	Feb	Mar	Apr	May	<u>Jun</u>	Jul	Aug	Sep	Oct	Nov	Dec	Thru Jun	% Change	Trending	Total
2013	67	60	66	136	34	78	32	59	157	51	53	41	441			834
2014	71	61	79	107	48	67	-	-	-	-	-	-	433	-1.8%	▼	433

		Jan	Feb	Mar	Apr	May	<u>Jun</u>	Jul	Aug	Sep	Oct	Nov	Dec	Thru Jun	% Change	Trending	Total
Contested Divorce	2013	3	-	4	1	2	-	-	-	-	4	-	-	10			14
	2014	2	1	3	1	1	1	-	-	-	-	-	-	9	-10.0%	▼	9
Domestic and Family - Level 1	2013	-	-	-	-	-	2	-	-	4	1	-	-	2			7
	2014	3	-	-	2	-	4	-	-	-	-	-	-	9	350.0%	▲	9
Domestic and Family - Lev	2013	2	-	-	1	-	-	1	4	2	1	-	1	3			12
	2014	1	-	-	-	-	-	-	2	-	-	-	-	1			3
General Civil - Level 1	2013	1	-	-	-	-	-	-	-	-	-	-	-	1			1
	2014	1	-	-	-	-	-	-	-	-	-	-	-	1	0.0%	↔	1
General Civil - Level 2	2013	4	3	1	1	-	1	3	-	-	3	1	-	10			17
	2014	4	-	1	2	1	3	-	-	-	-	-	-	11	10.0%	▲	11
General Civil - Level 3	2013	-	3	4	1	1	1	1	2	3	1	2	-	10			19
	2014	-	1	-	-	2	-	-	-	-	-	-	-	3	-70.0%	▼	3
Miscellaneous	2013	36	38	30	33	13	19	14	25	22	21	17	21	169			289
	2014	27	23	38	30	17	20	-	-	-	-	-	-	155	-8.3%	▼	155
Misdemeanor	2013	2	5	3	9	-	16	-	4	11	2	8	1	35			61
	2014	1	7	6	7	-	2	-	-	-	-	-	-	23	-34.3%	▼	23
Non-Capital Felonies and Related Matters	2013	17	9	17	81	13	33	8	15	107	11	21	14	170			346
	2014	27	22	26	63	24	34	-	-	-	-	-	-	196	15.3%	▲	196
Other	2013	1	1	-	1	1	1	1	-	2	2	-	-	5			10
	2014	2	1	2	-	1	1	-	-	-	-	-	-	7	40.0%	▲	7
Other Criminally Related Matters	2013	-	-	-	2	-	-	-	1	2	-	1	-	2			6
	2014	-	3	-	1	-	-	-	-	-	-	-	-	4	100.0%	▲	4
Probates/Wills and Trusts - Level 1	2013	-	-	-	-	-	-	-	-	1	-	-	-	0			1
	2014	-	-	-	-	-	1	-	-	-	-	-	-	1	0.0%	↔	1
Probates/Wills and Trusts - Level 2	2013	-	-	1	-	-	-	-	-	-	-	1	-	1			2
	2014	-	-	-	-	1	-	-	-	-	-	-	-	1	0.0%	↔	1
Uncontested Divorce	2013	1	1	6	6	4	5	4	6	3	5	2	4	23			47
	2014	4	3	3	1	1	1	-	-	-	-	-	-	13	-43.5%	▼	13

Type of Court: Circuit
Locale/Circuit: Charlotte 10
Start/End Date: Jan-13 / Jun-14
Type of Case: Filings
AVG. Month: 53
2013 AVG Month: 56
2014 AVG Month: 47
Jan-Jun 2013: 368
Jan-Jun 2014: 279
Filings Trending: Downward ▼

D
a
s
h
b
o
a
r
d



	Jan	Feb	Mar	Apr	May	Jun	Jul	Aug	Sep	Oct	Nov	Dec	Thru Jun	% Change	Trending	Total
2013	70	72	91	45	44	46	22	29	33	44	34	140	368			670
2014	34	60	51	43	51	40	-	-	-	-	-	-	279	-24.2%	▼	279

		Jan	Feb	Mar	Apr	May	Jun	Jul	Aug	Sep	Oct	Nov	Dec	Thru Jun	% Change	Trending	Total
Administrative Law	2013	-	-	-	-	-	-	-	-	-	1	-	-	0			1
Contested Divorce	2013	-	1	2	4	1	2	1	1	-	-	-	-	10	0.0%	↔	12
	2014	-	1	-	2	-	3	-	-	-	-	-	-	6	-40.0%	▼	6
Domestic and Family - Level 1	2013	1	2	2	-	1	-	-	-	-	-	3	3	6	116.7%	▲	12
	2014	1	4	4	-	-	4	-	-	-	-	-	-	13			13
Domestic and Family - Level 2	2013	1	-	1	-	-	-	-	-	1	-	1	-	2			4
	2014	-	-	1	-	2	1	-	-	-	-	-	-	4	100.0%	▲	4
General Civil - Level 2	2013	2	1	2	1	2	1	-	-	1	3	1	-	9			14
	2014	-	1	2	-	1	-	-	-	-	-	-	-	4	-55.6%	▼	4
General Civil - Level 3	2013	7	2	3	1	-	-	1	-	-	-	1	-	13			15
	2014	1	2	-	5	2	-	-	-	-	-	-	-	10	-23.1%	▼	10
Miscellaneous	2013	38	31	48	15	26	13	10	18	18	20	18	25	171			280
	2014	15	27	17	15	29	13	-	-	-	-	-	-	116	-32.2%	▼	116
Misdemeanor	2013	12	7	-	2	1	3	1	-	1	4	1	5	25			37
	2014	3	2	-	2	1	2	-	-	-	-	-	-	10	-60.0%	▼	10
Non-Capital Felonies and Related Matters	2013	4	22	29	17	10	24	4	6	7	12	5	106	106			246
	2014	10	17	24	15	15	12	-	-	-	-	-	-	93	-12.3%	▼	93
Other	2013	2	-	-	-	-	-	1	-	-	-	-	-	2			3
Other Criminally Related Matters	2013	3	1	1	-	-	-	1	2	3	3	1	-	5			15
	2014	2	-	-	2	-	-	-	-	-	-	-	-	4	-20.0%	▼	4
Probates/Wills and Trusts	2013	-	-	-	1	-	-	-	-	-	-	-	-	1			1
Probates/Wills and Trusts - Level 2	2013	-	1	-	-	-	-	1	1	-	1	1	-	1	0.0%	↔	5
	2014	1	-	-	-	-	-	-	-	-	-	-	-	1			1
Protective Orders	2013	-	1	-	-	1	-	2	-	-	-	-	1	2	0.0%	↔	5
	2014	1	1	-	-	-	-	-	-	-	-	-	-	2	0.0%	↔	2
Uncontested Divorce	2013	-	3	3	4	2	3	-	1	2	-	2	-	15			20
	2014	-	5	3	2	1	5	-	-	-	-	-	-	16	6.7%	▲	16

Type of Court: Circuit

Locale/Circuit: Cumberland 10

Start/End Date: Jan-13 / Jun-14

Type of Case: Filings

AVG. Month: 47

2013 AVG Month: 47

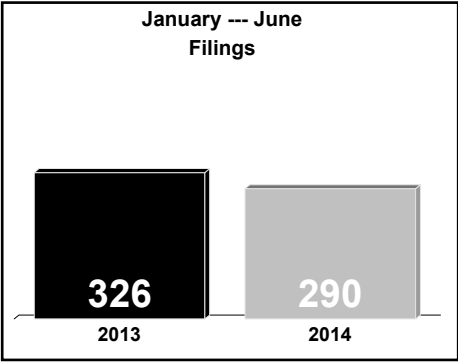
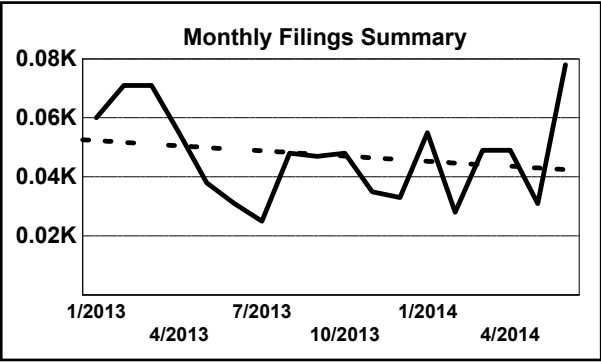
2014 AVG Month: 48

Jan-Jun 2013: 326

Jan-Jun 2014: 290

Filings Trending: Downward ▼

D
a
s
h
b
o
a
r
d



	Jan	Feb	Mar	Apr	May	Jun	Jul	Aug	Sep	Oct	Nov	Dec	Thru Jun	% Change	Trending	Total
2013	60	71	71	55	38	31	25	48	47	48	35	33	326			562
2014	55	28	49	49	31	78	-	-	-	-	-	-	290	-11.0%	▼	290

		Jan	Feb	Mar	Apr	May	Jun	Jul	Aug	Sep	Oct	Nov	Dec	Thru Jun	% Change	Trending	Total
Contested Divorce	2013	1	1	3	3	1	1	-	2	-	1	-	-	10			13
	2014	-	1	2	1	-	-	-	-	-	-	-	-	4	-60.0%	▼	4
Domestic and Family - Level 1	2013	2	-	3	-	-	-	1	-	-	3	-	4	5			13
	2014	-	-	-	1	1	-	-	-	-	-	-	-	2	-60.0%	▼	2
Domestic and Family - Level 2	2013	-	-	-	2	-	-	1	-	-	1	-	-	2			4
	2014	-	-	-	-	1	-	-	-	-	-	-	-	1	-50.0%	▼	1
General Civil - Level 1	2013	-	-	-	-	-	-	1	-	-	3	-	-	0			4
	2014	-	4	1	2	2	-	3	4	1	1	-	-	9	0.0%	↔	18
General Civil - Level 2	2013	-	-	-	-	-	-	-	-	-	-	-	-	-			-
	2014	2	1	1	2	1	-	-	-	-	-	-	-	7	-22.2%	▼	7
General Civil - Level 3	2013	-	-	-	1	-	1	-	1	-	1	-	-	2			4
	2014	-	-	7	-	2	1	-	-	-	-	-	-	10	400.0%	▲	10
Miscellaneous	2013	36	30	19	23	19	10	13	21	24	16	19	21	137			251
	2014	21	15	22	21	14	19	-	-	-	-	-	-	112	-18.2%	▼	112
Misdemeanor	2013	7	2	2	1	3	3	-	7	2	7	4	5	18			43
	2014	7	1	2	4	1	10	-	-	-	-	-	-	25	38.9%	▲	25
Non-Capital Felonies and Related Matters	2013	13	32	33	22	6	12	4	12	15	12	10	1	118			172
	2014	16	4	10	14	8	46	-	-	-	-	-	-	98	-16.9%	▼	98
Other	2013	-	1	3	1	1	3	-	-	1	-	-	-	9			10
	2014	2	-	2	-	-	1	-	-	-	-	-	-	5	-44.4%	▼	5
Other Criminally Related Matters	2013	-	-	-	-	-	-	-	-	-	2	2	-	0			4
	2014	-	4	1	-	1	-	-	-	-	-	-	-	6	0.0%	↔	6
Probates/Wills and Trusts - Level 2	2013	1	-	-	-	1	-	-	-	1	-	-	-	2			3
	2014	2	-	-	-	-	-	-	-	-	-	-	-	2	0.0%	↔	2
Protective Orders	2013	-	1	-	2	-	-	-	-	-	-	-	-	3			3
	2014	-	1	7	-	5	1	2	1	3	1	-	2	14			23
Uncontested Divorce	2013	-	1	7	-	5	1	2	1	3	1	-	2	14			23
	2014	5	1	2	4	2	1	-	-	-	-	-	-	15	7.1%	▲	15

Type of Court: Circuit

Locale/Circuit: Halifax 10

Start/End Date: Jan-13 / Jun-14

Type of Case: Filings

AVG. Month: 201

2013 AVG Month: 207

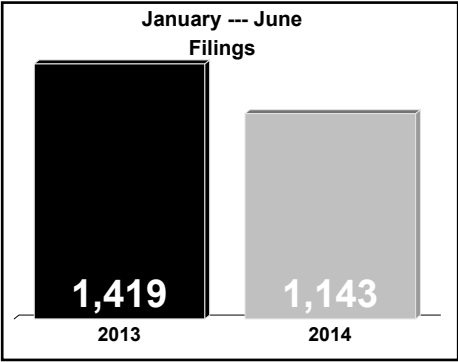
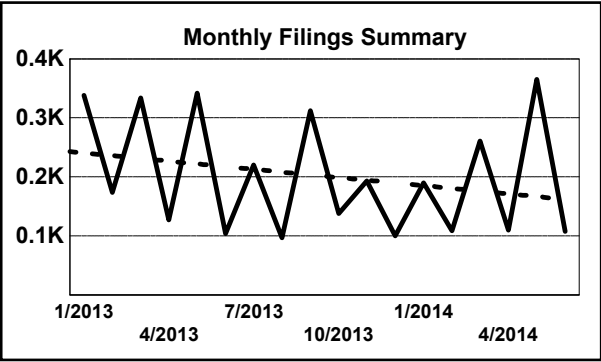
2014 AVG Month: 191

Jan-Jun 2013: 1,419

Jan-Jun 2014: 1,143

Filings Trending: Downward ▼

D
a
s
h
b
o
a
r
d



	Jan	Feb	Mar	Apr	May	Jun	Jul	Aug	Sep	Oct	Nov	Dec	Thru Jun	% Change	Trending	Total
2013	338	174	334	127	342	104	220	97	312	138	193	100	1,419			2,479
2014	190	109	261	110	365	108	-	-	-	-	-	-	1,143	-19.5%	▼	1,143

		Jan	Feb	Mar	Apr	May	Jun	Jul	Aug	Sep	Oct	Nov	Dec	Thru Jun	% Change	Trending	Total
Administrative Law	2013	1	-	-	-	-	-	-	-	-	-	-	-	1			1
Contested Divorce	2013	3	3	7	3	6	2	7	3	2	1	1	1	24			39
	2014	2	7	10	4	4	2	-	-	-	-	-	-	29	20.8%	▲	29
Domestic and Family - Level 1	2013	1	4	1	5	3	2	1	2	-	1	2	2	16			24
	2014	2	-	1	3	3	2	-	-	-	-	-	-	11	-31.3%	▼	11
Domestic and Family - Level 2	2013	1	1	4	1	1	-	1	4	1	2	1	2	8			19
	2014	1	1	1	1	-	-	-	-	-	-	-	-	4	-50.0%	▼	4
General Civil - Level 1	2013	-	-	-	1	-	1	1	1	-	-	1	-	2			5
	2014	1	-	-	-	1	-	-	-	-	-	-	-	2	0.0%	↔	2
General Civil - Level 2	2013	5	2	3	5	6	5	2	3	8	5	2	2	26			48
	2014	5	2	6	1	4	5	-	-	-	-	-	-	23	-11.5%	▼	23
General Civil - Level 3	2013	1	3	5	1	3	2	5	1	20	3	4	2	15			50
	2014	-	3	2	3	3	4	-	-	-	-	-	-	15	0.0%	↔	15
Miscellaneous	2013	113	112	115	75	65	32	61	56	46	55	50	51	512			831
	2014	72	68	70	61	37	30	-	-	-	-	-	-	338	-34.0%	▼	338
Misdemeanor	2013	31	17	45	11	33	15	28	15	80	20	30	16	152			341
	2014	33	6	37	8	50	21	-	-	-	-	-	-	155	2.0%	▲	155
Non-Capital Felonies and Related Matters	2013	156	9	144	12	200	28	90	4	125	29	80	16	549			893
	2014	56	8	109	9	241	10	-	-	-	-	-	-	433	-21.1%	▼	433
Other	2013	5	4	1	5	12	4	13	2	12	10	5	1	31			74
	2014	10	7	13	12	12	23	-	-	-	-	-	-	77	148.4%	▲	77
Other Criminally Related Matters	2013	11	5	3	3	4	3	2	1	5	-	4	-	29			41
	2014	3	1	2	-	-	1	-	-	-	-	-	-	7	-75.9%	▼	7
Probates/Wills and Trusts	2013	-	-	-	-	-	-	1	-	1	-	-	-	0			2
Probates/Wills and Trusts - Level 2	2013	-	3	1	-	-	2	1	2	3	-	1	-	6	0.0%	↔	13
	2014	-	-	-	1	2	2	-	-	-	-	-	-	5	-16.7%	▼	5
Protective Orders	2013	-	-	-	-	-	-	-	-	-	-	-	1	0			1
	2014	-	2	-	-	-	-	-	-	-	-	-	-	2	0.0%	↔	2
Uncontested Divorce	2013	10	11	5	5	9	8	7	3	9	12	12	6	48			97
	2014	5	4	10	7	8	8	-	-	-	-	-	-	42	-12.5%	▼	42

Type of Court: Circuit

Locale/Circuit: Lunenburg 10

Start/End Date: Jan-13 / Jun-14

Type of Case: Filings

AVG. Month: 84

2013 AVG Month: 101

2014 AVG Month: 50

Jan-Jun 2013: 920

Jan-Jun 2014: 301

Filings Trending: Downward ▼

D

a

s

h

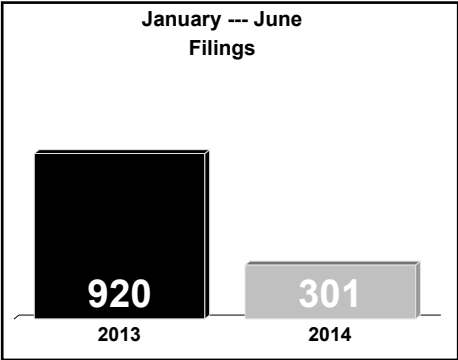
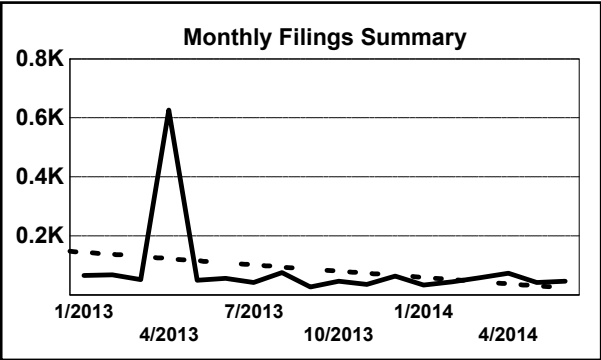
b

o

a

r

d

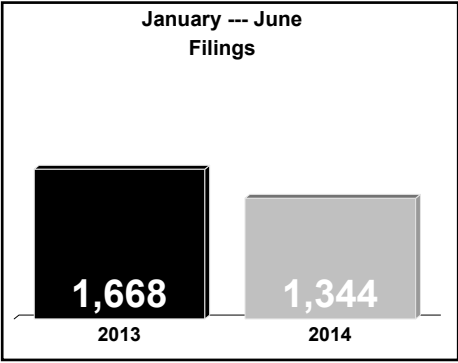
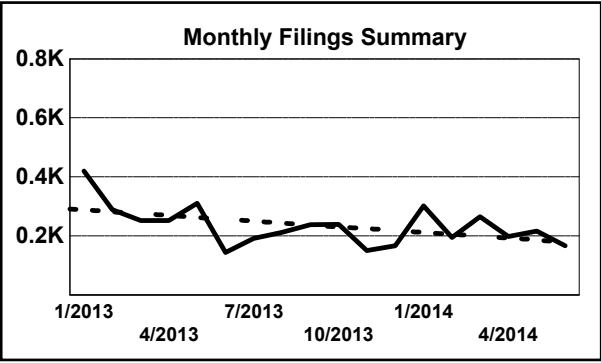


	Jan	Feb	Mar	Apr	May	<u>Jun</u>	Jul	Aug	Sep	Oct	Nov	Dec	Thru Jun	% Change	Trending	<u>Total</u>
2013	66	69	52	626	50	57	43	76	27	47	36	64	920			1,213
2014	34	45	59	74	42	47	-	-	-	-	-	-	301	-67.3%	▼	301

		Jan	Feb	Mar	Apr	May	<u>Jun</u>	Jul	Aug	Sep	Oct	Nov	Dec	Thru Jun	% Change	Trending	<u>Total</u>
Contested Divorce	2013	-	-	-	-	-	3	1	3	1	-	-	1	3			9
	2014	-	-	2	4	2	-	-	-	-	-	-	-	8	166.7%	▲	8
Domestic and Family - Level 1	2013	-	-	-	-	-	-	-	1	4	1	-	-	0	0.0%	↔	6
	2014	-	3	1	-	-	-	-	-	-	-	-	-	4	0.0%	↔	4
Domestic and Family - Level 2	2013	-	-	-	1	-	-	-	-	-	-	-	1	1			2
	2014	-	-	3	4	-	-	-	-	-	-	-	-	7	600.0%	▲	7
General Civil - Level 1	2013	-	-	1	-	1	1	-	-	-	-	-	-	3			3
	2014	2	-	6	11	-	3	3	1	-	-	4	1	22			31
General Civil - Level 2	2013	2	-	3	2	8	2	2	3	-	1	-	2	17			25
	2014	-	-	-	3	1	1	-	-	-	-	-	-	5	-70.6%	▼	5
Miscellaneous	2013	41	40	25	33	30	20	28	25	19	17	15	31	189			324
	2014	18	28	28	24	15	10	-	-	-	-	-	-	123	-34.9%	▼	123
Misdemeanor	2013	4	4	-	4	2	5	4	1	-	-	1	1	19			26
	2014	1	2	2	1	5	2	-	-	-	-	-	-	13	-31.6%	▼	13
Non-Capital Felonies and Related Matters	2013	14	21	15	574	6	22	4	39	2	26	13	25	652			761
	2014	14	9	16	35	17	28	-	-	-	-	-	-	119	-81.7%	▼	119
Other	2013	-	-	-	-	-	-	-	-	1	-	1	-	0			2
	2014	3	1	1	1	-	-	-	1	-	1	-	1	6	0.0%	↔	9
Other Criminally Related Matters	2013	-	-	1	-	-	-	-	-	-	-	-	-	1	-83.3%	▼	1
	2014	-	-	-	-	2	-	-	-	-	-	1	1	2			4
Probates/Wills and Trusts	2013	-	3	1	-	1	1	1	2	-	1	1	-	6			11
	2014	-	-	5	3	1	5	-	-	-	-	-	-	14	133.3%	▲	14

Type of Court: Circuit
Locale/Circuit: Mecklenburg 10
Start/End Date: Jan-13 / Jun-14
Type of Case: Filings
AVG. Month: 234
2013 AVG Month: 239
2014 AVG Month: 224
Jan-Jun 2013: 1,668
Jan-Jun 2014: 1,344
Filings Trending: Downward ▼

D
a
s
h
b
o
a
r
d



	Jan	Feb	Mar	Apr	May	Jun	Jul	Aug	Sep	Oct	Nov	Dec	Thru Jun	% Change	Trending	Total
2013	420	289	252	252	311	144	192	212	238	239	151	167	1,668			2,867
2014	302	195	265	198	217	167	-	-	-	-	-	-	1,344	-19.4%	▼	1,344

		Jan	Feb	Mar	Apr	May	Jun	Jul	Aug	Sep	Oct	Nov	Dec	Thru Jun	% Change	Trending	Total
Administrative Law	2013	1	-	-	-	-	-	-	-	-	2	-	-	1			3
	2014	-	-	-	1	-	-	-	-	-	-	-	-	1	0.0%	↔	1
Contested Divorce	2013	3	3	3	9	3	2	6	6	5	3	3	3	23			49
	2014	1	3	4	2	5	5	-	-	-	-	-	-	20	-13.0%	▼	20
Domestic and Family - Level 1	2013	3	3	1	2	2	2	-	1	1	-	1	3	13			19
	2014	3	5	2	6	2	1	-	-	-	-	-	-	19	46.2%	▲	19
Domestic and Family - Level 2	2013	-	-	-	-	-	-	1	-	1	-	-	-	0			2
	2014	-	-	-	-	1	1	-	-	-	-	-	-	2	0.0%	↔	2
General Civil - Level 1	2013	1	-	1	-	1	1	-	2	-	1	-	-	4			7
	2014	-	1	-	-	1	2	-	-	-	-	-	-	4	0.0%	↔	4
General Civil - Level 2	2013	4	1	8	6	6	3	6	4	6	4	5	-	28			53
	2014	4	3	2	3	-	4	-	-	-	-	-	-	16	-42.9%	▼	16
General Civil - Level 3	2013	4	3	1	3	4	4	2	2	34	2	2	1	19			62
	2014	5	3	3	3	-	3	-	-	-	-	-	-	17	-10.5%	▼	17
Miscellaneous	2013	104	90	102	57	50	37	41	41	42	51	44	51	440			710
	2014	53	48	46	48	42	31	-	-	-	-	-	-	268	-39.1%	▼	268
Misdemeanor	2013	33	36	17	25	41	26	27	53	35	28	10	15	178			346
	2014	24	10	34	19	15	16	-	-	-	-	-	-	118	-33.7%	▼	118
Non-Capital Felonies and Related Matters	2013	255	127	101	124	191	53	92	91	98	134	72	81	851			1,419
	2014	196	109	154	98	137	84	-	-	-	-	-	-	778	-8.6%	▼	778
Other	2013	1	10	6	11	2	3	5	1	3	3	7	6	33			58
	2014	3	2	4	3	2	7	-	-	-	-	-	-	21	-36.4%	▼	21
Other Criminally Related Matters	2013	-	8	4	5	5	5	2	6	7	4	3	5	27			54
	2014	7	-	-	2	3	2	-	-	-	-	-	-	14	-48.1%	▼	14
Probates/Wills and Trusts - Level 2	2013	-	-	1	-	-	1	-	1	-	1	-	-	2			4
	2014	-	-	3	-	-	-	-	-	-	-	-	-	3	50.0%	▲	3
Protective Orders	2013	-	-	-	-	-	-	2	-	-	-	-	-	0			2
Uncontested Divorce	2013	11	8	7	10	6	7	8	4	6	6	4	2	49	0.0%	↔	79
	2014	6	11	13	13	9	11	-	-	-	-	-	-	63	28.6%	▲	63

Type of Court: Circuit

Locale/Circuit: Prince Edward 10

Start/End Date: Jan-13 / Jun-14

Type of Case: Filings

AVG. Month: 148

2013 AVG Month: 138

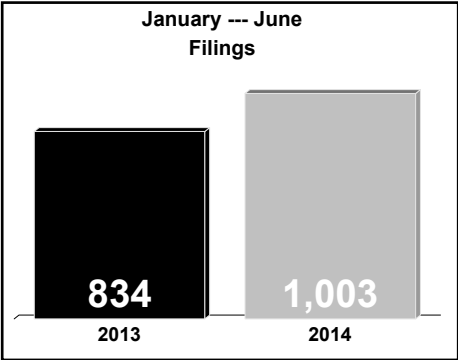
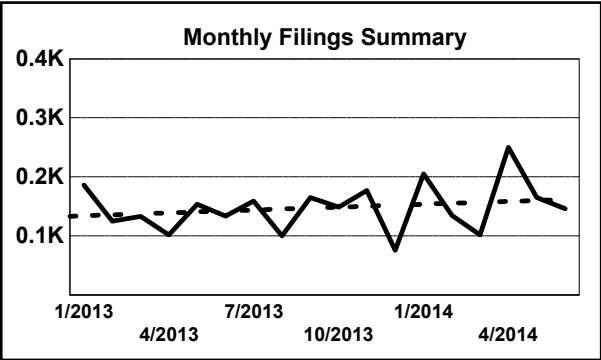
2014 AVG Month: 167

Jan-Jun 2013: 834

Jan-Jun 2014: 1,003

Filings Trending: Upward ▲

D
a
s
h
b
o
a
r
d



	Jan	Feb	Mar	Apr	May	<u>Jun</u>	Jul	Aug	Sep	Oct	Nov	Dec	Thru Jun	% Change	Trending	<u>Total</u>
2013	186	125	133	102	154	134	159	100	165	149	177	76	834			1,660
2014	205	135	102	250	165	146	-	-	-	-	-	-	1,003	20.3%	▲	1,003

		Jan	Feb	Mar	Apr	May	<u>Jun</u>	Jul	Aug	Sep	Oct	Nov	Dec	Thru Jun	% Change	Trending	<u>Total</u>
Contested Divorce	2013	2	-	2	2	1	-	3	3	3	1	2	-	7			19
	2014	3	2	1	2	1	-	-	-	-	-	-	-	9	28.6%	▲	9
Domestic and Family - Level 1	2013	-	1	-	2	10	1	-	1	7	3	2	-	14			27
	2014	-	4	-	-	1	3	-	-	-	-	-	-	8	-42.9%	▼	8
Domestic and Family - Level 2	2013	1	-	-	1	1	2	1	2	-	-	1	-	5			9
	2014	1	1	-	-	-	-	-	-	-	-	-	-	2	-60.0%	▼	2
General Civil - Level 1	2013	1	-	-	-	-	2	-	1	-	-	-	1	3			5
	2014	1	-	-	-	-	-	-	-	-	-	-	-	1	-66.7%	▼	1
General Civil - Level 2	2013	4	2	2	1	6	2	3	6	3	2	1	1	17			33
	2014	4	4	1	3	3	5	-	-	-	-	-	-	20	17.6%	▲	20
General Civil - Level 3	2013	1	3	2	-	1	2	-	1	1	3	-	-	9			14
	2014	-	2	-	1	1	4	-	-	-	-	-	-	8	-11.1%	▼	8
Miscellaneous	2013	60	62	45	33	21	24	31	38	32	30	32	32	245			440
	2014	40	35	31	23	29	22	-	-	-	-	-	-	180	-26.5%	▼	180
Misdemeanor	2013	19	17	9	11	24	12	20	10	16	12	26	11	92			187
	2014	10	4	8	113	33	28	-	-	-	-	-	-	196	113.0%	▲	196
Non-Capital Felonies and Related Matters	2013	89	31	66	44	85	84	93	31	83	87	103	26	399			822
	2014	133	75	53	98	90	77	-	-	-	-	-	-	526	31.8%	▲	526
Other	2013	-	3	2	-	-	1	-	-	13	-	1	-	6			20
	2014	-	1	-	2	-	-	-	-	-	-	-	-	3	-50.0%	▼	3
Other Criminally Related Matters	2013	3	-	2	3	-	1	2	-	1	-	4	-	9			16
	2014	3	-	2	3	2	2	-	-	-	-	-	-	12	33.3%	▲	12
Probates/Wills and Trusts	2013	-	-	-	-	-	-	-	-	-	-	1	-	0			1
Probates/Wills and Trusts - Level 2	2013	-	-	1	-	-	-	1	1	-	-	-	-	1	0.0%	↔	3
	2014	2	-	1	-	2	1	-	-	-	-	-	-	6	500.0%	▲	6
Protective Orders	2013	-	-	-	-	1	-	-	-	-	-	-	-	1			1
	2014	-	1	-	-	-	-	-	-	-	-	-	-	1	0.0%	↔	1
Uncontested Divorce	2013	6	6	2	5	4	3	5	6	6	11	4	5	26			63
	2014	8	6	5	5	3	4	-	-	-	-	-	-	31	19.2%	▲	31

Type of Court: Circuit

Locale/Circuit: Amelia 11

Start/End Date: Jan-13 / Jun-14

Type of Case: Filings

AVG. Month: 73

2013 AVG Month: 79

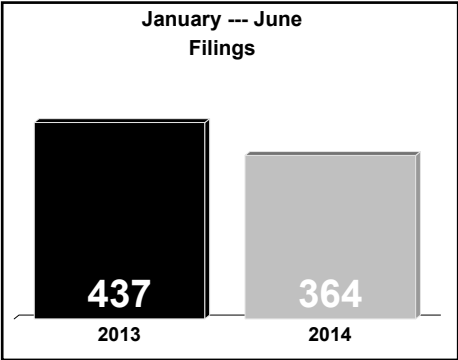
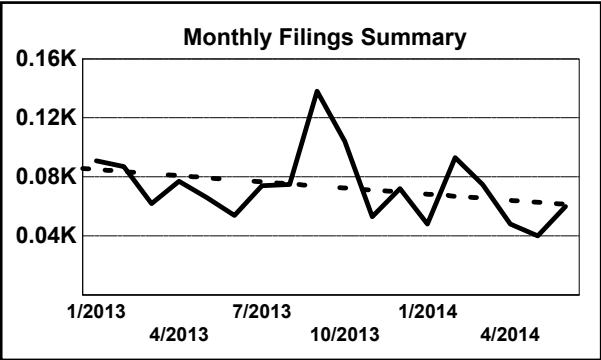
2014 AVG Month: 61

Jan-Jun 2013: 437

Jan-Jun 2014: 364

Filings Trending: Downward ▼

D
a
s
h
b
o
a
r
d

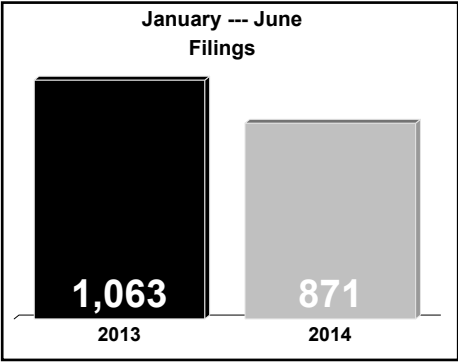
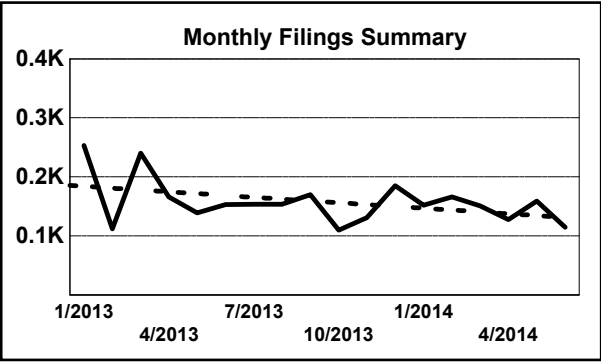


	Jan	Feb	Mar	Apr	May	Jun	Jul	Aug	Sep	Oct	Nov	Dec	Thru Jun	% Change	Trending	Total
2013	91	87	62	77	66	54	74	75	138	104	53	72	437			953
2014	48	93	75	48	40	60	-	-	-	-	-	-	364	-16.7%	▼	364

		Jan	Feb	Mar	Apr	May	Jun	Jul	Aug	Sep	Oct	Nov	Dec	Thru Jun	% Change	Trending	Total
Contested Divorce	2013	1	1	-	2	2	1	1	-	-	1	1	1	7			11
	2014	1	1	3	4	-	2	-	-	-	-	-	-	11	57.1%	▲	11
Domestic and Family - Level 1	2013	-	-	-	-	3	4	2	-	2	2	1	2	7			16
	2014	-	-	-	-	-	2	-	-	-	-	-	-	2	-71.4%	▼	2
Domestic and Family - Lev	2013	-	1	-	-	3	1	-	-	1	-	1	1	5			8
	2014	4	4	1	2	1	1	2	-	2	3	1	-	13			21
General Civil - Level 2	2013	4	4	1	2	1	1	2	-	2	3	1	-	13			21
	2014	-	3	-	2	-	2	-	-	-	-	-	-	7	-46.2%	▼	7
General Civil - Level 3	2013	1	-	1	1	-	-	-	-	1	1	-	-	3			5
	2014	1	3	1	5	1	1	-	-	-	-	-	-	12	300.0%	▲	12
Miscellaneous	2013	62	56	44	37	31	24	18	28	27	31	32	38	254			428
	2014	25	35	49	23	24	22	-	-	-	-	-	-	178	-29.9%	▼	178
Misdemeanor	2013	2	4	3	8	2	2	4	10	8	10	8	7	21			68
	2014	6	1	10	3	5	5	-	-	-	-	-	-	30	42.9%	▲	30
Non-Capital Felonies and Related Matters	2013	12	14	9	10	14	10	37	29	91	48	6	19	69			299
	2014	10	41	5	8	5	23	-	-	-	-	-	-	92	33.3%	▲	92
Other	2013	2	1	1	3	1	3	-	3	3	3	2	1	11			23
	2014	2	-	-	-	2	1	-	-	-	-	-	-	5	-54.5%	▼	5
Other Criminally Related Matters	2013	3	2	1	8	4	6	6	3	2	2	-	2	24			39
	2014	1	4	3	1	2	-	-	-	-	-	-	-	11	-54.2%	▼	11
Probates/Wills and Trusts	2013	-	2	-	1	-	-	-	1	1	-	-	-	3			5
Uncontested Divorce	2013	4	2	2	5	5	2	4	1	-	3	1	1	20			30
	2014	2	5	4	2	1	2	-	-	-	-	-	-	16	-20.0%	▼	16

Type of Court: Circuit
Locale/Circuit: Dinwiddie 11
Start/End Date: Jan-13 / Jun-14
Type of Case: Filings
AVG. Month: 158
2013 AVG Month: 164
2014 AVG Month: 145
Jan-Jun 2013: 1,063
Jan-Jun 2014: 871
Filings Trending: Downward ▼

D
a
s
h
b
o
a
r
d

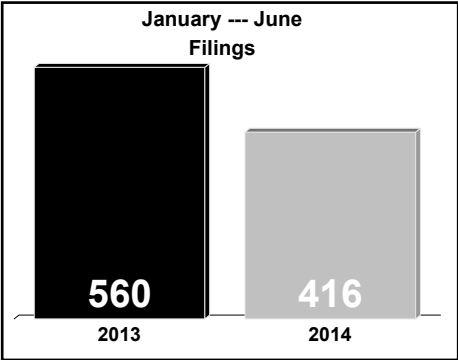
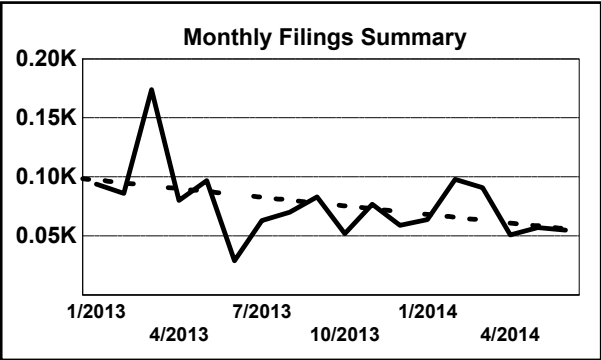


	Jan	Feb	Mar	Apr	May	<u>Jun</u>	Jul	Aug	Sep	Oct	Nov	Dec	Thru Jun	% Change	Trending	Total
2013	253	112	240	166	139	153	154	154	170	110	131	185	1,063			1,967
2014	152	166	151	128	159	115	-	-	-	-	-	-	871	-18.1%	▼	871

		Jan	Feb	Mar	Apr	May	<u>Jun</u>	Jul	Aug	Sep	Oct	Nov	Dec	Thru Jun	% Change	Trending	Total
Administrative Law	2013	-	-	-	-	-	1	1	-	-	-	-	-	1			2
	2014	-	-	-	-	-	1	-	-	-	-	-	-	1	0.0%	↔	1
Contested Divorce	2013	4	2	5	5	4	1	-	-	-	4	-	2	21			27
	2014	1	5	3	4	2	2	-	-	-	-	-	-	17	-19.0%	▼	17
Domestic and Family - Level 1	2013	7	1	2	4	2	1	4	11	5	7	5	5	17			54
	2014	4	2	4	3	5	1	-	-	-	-	-	-	19	11.8%	▲	19
Domestic and Family - Level 2	2013	7	4	6	4	7	5	2	4	7	7	7	2	33			62
	2014	6	4	1	2	1	1	-	-	-	-	-	-	15	-54.5%	▼	15
General Civil - Level 1	2013	-	-	-	-	-	-	1	-	-	-	-	-	0			1
General Civil - Level 2	2013	3	-	2	3	6	2	3	1	3	2	3	6	16	0.0%	↔	34
	2014	6	1	4	10	9	3	-	-	-	-	-	-	33	106.3%	▲	33
General Civil - Level 3	2013	1	5	2	3	-	16	-	3	2	1	9	2	27			44
	2014	3	2	4	3	1	1	-	-	-	-	-	-	14	-48.1%	▼	14
Miscellaneous	2013	119	33	182	74	52	48	42	72	73	44	44	67	508			850
	2014	62	69	63	47	35	33	-	-	-	-	-	-	309	-39.2%	▼	309
Misdemeanor	2013	27	14	20	19	11	19	20	16	24	7	19	24	110			220
	2014	16	19	20	11	20	25	-	-	-	-	-	-	111	0.9%	▲	111
Non-Capital Felonies and Related Matters	2013	74	40	12	41	45	40	60	18	37	24	35	71	252			497
	2014	43	47	38	29	59	27	-	-	-	-	-	-	243	-3.6%	▼	243
Other	2013	-	-	1	-	-	-	-	-	-	-	1	-	1			2
	2014	-	-	-	-	6	4	-	-	-	-	-	-	10	900.0%	▲	10
Other Criminally Related Matters	2013	9	8	2	3	7	13	11	19	9	5	6	3	42			95
	2014	7	8	2	11	8	9	-	-	-	-	-	-	45	7.1%	▲	45
Probates/Wills and Trusts	2013	-	-	-	-	-	-	-	-	1	-	-	-	0			1
Probates/Wills and Trusts - Level 2	2013	-	-	2	1	1	1	1	-	1	-	1	-	5	0.0%	↔	8
	2014	1	2	2	1	-	1	-	-	-	-	-	-	7	40.0%	▲	7
Uncontested Divorce	2013	2	5	4	9	4	6	9	10	8	9	1	3	30			70
	2014	3	7	10	7	13	7	-	-	-	-	-	-	47	56.7%	▲	47

Type of Court: Circuit
Locale/Circuit: Nottoway 11
Start/End Date: Jan-13 / Jun-14
Type of Case: Filings
AVG. Month: 77
2013 AVG Month: 80
2014 AVG Month: 69
Jan-Jun 2013: 560
Jan-Jun 2014: 416
Filings Trending: Downward ▼

D
a
s
h
b
o
a
r
d

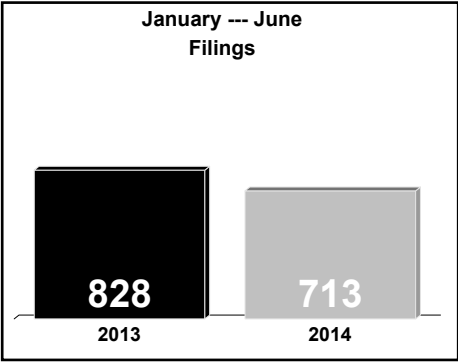
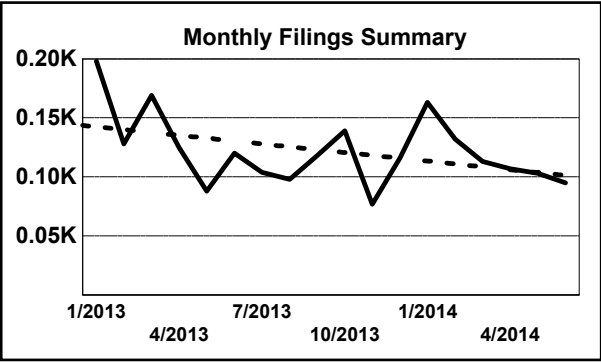


	Jan	Feb	Mar	Apr	May	Jun	Jul	Aug	Sep	Oct	Nov	Dec	Thru Jun	% Change	Trending	Total
2013	94	86	174	80	97	29	63	70	83	52	77	59	560			964
2014	64	98	91	51	57	55	-	-	-	-	-	-	416	-25.7%	▼	416

		Jan	Feb	Mar	Apr	May	Jun	Jul	Aug	Sep	Oct	Nov	Dec	Thru Jun	% Change	Trending	Total
Administrative Law	2013	2	-	-	-	-	-	1	1	-	-	-	-	2			4
Contested Divorce	2013	-	1	1	3	-	1	2	-	1	3	1	1	6			14
	2014	2	1	-	1	2	-	-	-	-	-	-	-	6	0.0%	↔	6
Domestic and Family - Level 1	2013	-	-	1	-	2	-	1	1	-	-	-	-	3			5
	2014	1	2	1	1	-	1	-	-	-	-	-	-	6	100.0%	▲	6
Domestic and Family - Level 2	2013	-	1	1	-	-	-	-	-	-	-	1	-	2			3
	2014	-	-	-	-	1	-	-	-	-	-	-	-	1	-50.0%	▼	1
General Civil - Level 1	2013	-	-	-	-	-	-	1	-	-	-	-	-	0			1
	2014	-	-	2	-	-	-	-	-	-	-	-	-	2	0.0%	↔	2
General Civil - Level 2	2013	4	1	3	-	-	2	1	4	2	2	1	3	10			23
	2014	1	3	6	-	3	7	-	-	-	-	-	-	20	100.0%	▲	20
General Civil - Level 3	2013	4	-	2	3	1	1	2	15	4	-	2	5	11			39
	2014	4	-	3	-	1	10	-	-	-	-	-	-	18	63.6%	▲	18
Miscellaneous	2013	54	56	37	31	27	9	18	23	24	27	23	20	214			349
	2014	22	44	38	25	12	14	-	-	-	-	-	-	155	-27.6%	▼	155
Misdemeanor	2013	5	8	15	7	8	8	7	7	5	5	17	10	51			102
	2014	4	9	18	5	11	8	-	-	-	-	-	-	55	7.8%	▲	55
Non-Capital Felonies and Related Matters	2013	20	11	100	31	54	4	26	15	44	13	28	16	220			362
	2014	24	31	15	11	21	9	-	-	-	-	-	-	111	-49.5%	▼	111
Other	2013	-	-	3	-	1	-	1	-	1	-	-	-	4			6
	2014	2	-	2	2	2	2	-	-	-	-	-	-	10	150.0%	▲	10
Other Criminally Related Matters	2013	4	4	6	-	2	1	-	1	-	1	3	3	17			25
	2014	1	6	2	2	-	2	-	-	-	-	-	-	13	-23.5%	▼	13
Probates/Wills and Trusts	2013	-	-	-	1	-	-	-	-	-	-	-	-	1			1
Probates/Wills and Trusts - Level 2	2013	-	1	-	3	-	1	-	1	-	1	-	-	5			7
	2014	-	-	-	1	-	-	-	-	-	-	-	-	1	-80.0%	▼	1
Protective Orders	2013	-	1	-	-	-	-	-	-	-	-	-	-	1			1
Uncontested Divorce	2013	1	2	5	1	2	2	3	2	2	-	1	1	13			22
	2014	3	2	4	3	4	2	-	-	-	-	-	-	18	38.5%	▲	18

Type of Court: Circuit
Locale/Circuit: Powhatan 11
Start/End Date: Jan-13 / Jun-14
Type of Case: Filings
AVG. Month: 122
2013 AVG Month: 123
2014 AVG Month: 119
Jan-Jun 2013: 828
Jan-Jun 2014: 713
Filings Trending: Downward ▼

D
a
s
h
b
o
a
r
d

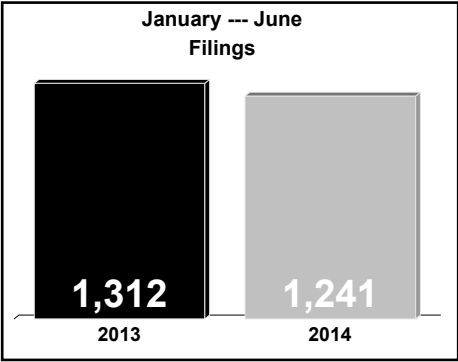
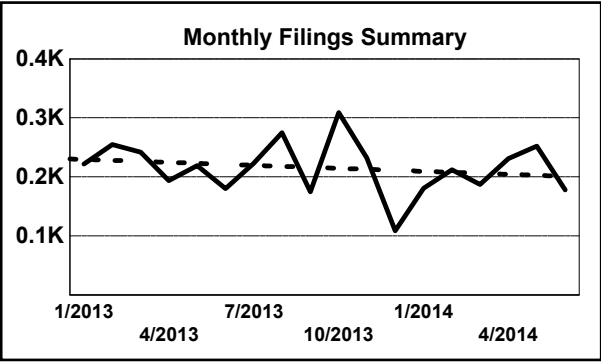


	Jan	Feb	Mar	Apr	May	<u>Jun</u>	Jul	Aug	Sep	Oct	Nov	Dec	Thru Jun	% Change	Trending	<u>Total</u>
2013	198	128	169	125	88	120	104	98	118	139	77	116	828			1,480
2014	163	132	113	107	103	95	-	-	-	-	-	-	713	-13.9%	▼	713

		Jan	Feb	Mar	Apr	May	<u>Jun</u>	Jul	Aug	Sep	Oct	Nov	Dec	Thru Jun	% Change	Trending	<u>Total</u>
Administrative Law	2013	1	1	-	-	-	-	-	-	-	-	-	-	2			2
	2014	1	-	-	-	-	-	-	-	-	-	-	-	1	-50.0%	▼	1
Contested Divorce	2013	4	1	1	3	6	6	4	2	2	5	4	1	21			39
	2014	9	9	5	5	2	6	-	-	-	-	-	-	36	71.4%	▲	36
Domestic and Family - Level 1	2013	-	-	-	-	-	-	1	-	-	-	-	-	0			1
	2014	-	-	-	-	1	-	-	-	-	-	-	-	1	0.0%	↔	1
Domestic and Family - Level 2	2013	-	-	1	-	-	-	-	-	-	1	1	-	1			3
	2014	-	-	-	2	-	-	-	-	-	-	-	-	2	100.0%	▲	2
General Civil - Level 1	2013	-	-	-	-	-	2	1	-	-	-	1	-	2			4
	2014	-	-	1	-	-	-	-	-	-	-	-	-	1	-50.0%	▼	1
General Civil - Level 2	2013	3	3	5	6	4	5	8	4	8	8	5	4	26			63
	2014	-	2	5	5	6	2	-	-	-	-	-	-	20	-23.1%	▼	20
General Civil - Level 3	2013	1	1	4	1	2	1	3	-	3	1	2	1	10			20
	2014	2	1	2	1	5	-	-	-	-	-	-	-	11	10.0%	▲	11
Miscellaneous	2013	146	99	126	59	64	52	48	63	72	77	50	70	546			926
	2014	118	93	79	66	50	49	-	-	-	-	-	-	455	-16.7%	▼	455
Misdemeanor	2013	5	-	7	2	2	5	4	6	11	5	2	5	21			54
	2014	5	2	2	5	7	5	-	-	-	-	-	-	26	23.8%	▲	26
Non-Capital Felonies and Related Matters	2013	24	9	19	36	3	37	22	12	17	31	3	27	128			240
	2014	14	17	8	15	18	27	-	-	-	-	-	-	99	-22.7%	▼	99
Other	2013	4	-	1	3	-	4	-	1	-	2	1	1	12			17
	2014	1	1	3	1	3	2	-	-	-	-	-	-	11	-8.3%	▼	11
Other Criminally Related Matters	2013	3	2	1	1	3	3	5	3	1	2	2	-	13			26
	2014	4	2	1	-	3	-	-	-	-	-	-	-	10	-23.1%	▼	10
Probates/Wills and Trusts	2013	-	2	-	-	-	-	-	-	-	-	-	-	2			2
Probates/Wills and Trusts - Level 2	2013	2	-	-	-	-	-	2	1	-	1	1	-	2			7
	2014	-	1	1	2	-	-	-	-	-	-	-	-	4	100.0%	▲	4
Uncontested Divorce	2013	5	10	4	14	4	5	6	6	4	6	5	7	42			76
	2014	9	4	6	5	8	4	-	-	-	-	-	-	36	-14.3%	▼	36

Type of Court: Circuit
Locale/Circuit: Petersburg 11
Start/End Date: Jan-13 / Jun-14
Type of Case: Filings
AVG. Month: 215
2013 AVG Month: 220
2014 AVG Month: 207
Jan-Jun 2013: 1,312
Jan-Jun 2014: 1,241
Filings Trending: Downward ▼

D
a
s
h
b
o
a
r
d



	Jan	Feb	Mar	Apr	May	Jun	Jul	Aug	Sep	Oct	Nov	Dec	Thru Jun	% Change	Trending	Total
2013	222	255	242	194	219	180	223	275	175	309	232	109	1,312			2,635
2014	181	212	187	231	252	178	-	-	-	-	-	-	1,241	-5.4%	▼	1,241

		Jan	Feb	Mar	Apr	May	Jun	Jul	Aug	Sep	Oct	Nov	Dec	Thru Jun	% Change	Trending	Total
Administrative Law	2013	-	1	2	1	-	1	-	-	2	-	1	-	5			8
	2014	-	-	-	-	-	1	-	-	-	-	-	-	1	-80.0%	▼	1
Contested Divorce	2013	2	4	5	4	3	2	3	1	2	3	2	1	20			32
	2014	4	2	2	7	6	3	-	-	-	-	-	-	24	20.0%	▲	24
Domestic and Family - Level 1	2013	5	3	6	1	11	1	4	13	5	9	4	3	27			65
	2014	3	3	4	3	2	-	-	-	-	-	-	-	15	-44.4%	▼	15
Domestic and Family - Level 2	2013	1	-	1	1	-	1	4	3	2	1	2	-	4			16
	2014	4	2	-	2	2	1	-	-	-	-	-	-	11	175.0%	▲	11
General Civil - Level 1	2013	2	1	1	-	-	-	-	1	1	1	1	-	4			8
	2014	1	-	-	-	3	-	-	-	-	-	-	-	4	0.0%	↔	4
General Civil - Level 2	2013	9	8	12	8	7	9	11	16	9	13	10	5	53			117
	2014	9	8	9	13	8	7	-	-	-	-	-	-	54	1.9%	▲	54
General Civil - Level 3	2013	6	21	7	9	6	7	9	8	9	7	16	12	56			117
	2014	6	12	8	6	7	8	-	-	-	-	-	-	47	-16.1%	▼	47
Miscellaneous	2013	44	51	40	42	52	49	25	35	25	40	34	26	278			463
	2014	39	50	41	39	34	34	-	-	-	-	-	-	237	-14.7%	▼	237
Misdemeanor	2013	19	24	20	27	25	31	23	37	33	17	21	17	146			294
	2014	26	22	13	18	48	32	-	-	-	-	-	-	159	8.9%	▲	159
Non-Capital Felonies and Related Matters	2013	117	88	109	74	92	57	116	124	75	173	96	32	537			1,153
	2014	72	95	99	116	117	72	-	-	-	-	-	-	571	6.3%	▲	571
Other	2013	-	-	-	-	1	1	4	-	1	2	1	1	2			11
	2014	-	-	-	1	1	7	-	-	-	-	-	-	9	350.0%	▲	9
Other Criminally Related Matters	2013	11	47	27	17	16	16	15	30	8	34	32	10	134			263
	2014	13	9	2	19	16	7	-	-	-	-	-	-	66	-50.7%	▼	66
Probates/Wills and Trusts - Level 2	2013	1	1	1	2	-	1	1	1	-	1	1	-	6			10
	2014	2	2	2	-	1	1	-	-	-	-	-	-	8	33.3%	▲	8
Uncontested Divorce	2013	5	6	11	8	6	4	8	6	3	8	11	2	40			78
	2014	2	7	7	7	7	5	-	-	-	-	-	-	35	-12.5%	▼	35

Type of Court: Circuit

Locale/Circuit: Chesterfield 12

Start/End Date: Jan-13 / Jun-14

Type of Case: Filings

AVG. Month: 1,319

2013 AVG Month: 1,329

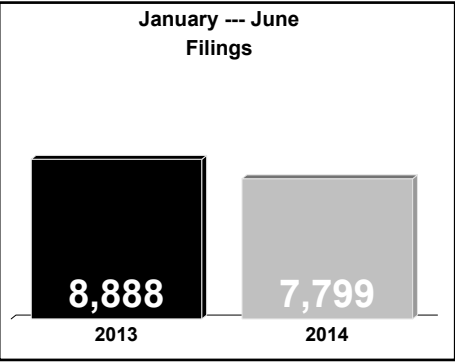
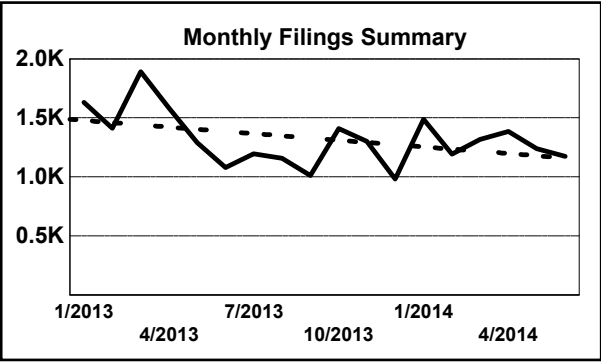
2014 AVG Month: 1,300

Jan-Jun 2013: 8,888

Jan-Jun 2014: 7,799

Filings Trending: Downward ▼

D
a
s
h
b
o
a
r
d



	Jan	Feb	Mar	Apr	May	Jun	Jul	Aug	Sep	Oct	Nov	Dec	Thru Jun	% Change	Trending	Total
2013	1,630	1,413	1,890	1,586	1,290	1,079	1,196	1,158	1,011	1,409	1,302	981	8,888			15,945
2014	1,489	1,192	1,317	1,386	1,240	1,175	-	-	-	-	-	-	7,799	-12.3%	▼	7,799

		Jan	Feb	Mar	Apr	May	Jun	Jul	Aug	Sep	Oct	Nov	Dec	Thru Jun	% Change	Trending	Total
Administrative Law	2013	1	2	1	-	2	2	1	4	-	1	1	-	8			15
	2014	1	-	3	1	1	-	-	-	-	-	-	-	6	-25.0%	▼	6
Contested Divorce	2013	24	24	28	36	41	34	41	24	39	30	27	29	187			377
	2014	38	39	46	41	26	43	-	-	-	-	-	-	233	24.6%	▲	233
Domestic and Family - Level 1	2013	16	17	40	40	28	23	22	41	22	19	49	39	164			356
	2014	29	25	29	38	17	23	-	-	-	-	-	-	161	-1.8%	▼	161
Domestic and Family - Level 2	2013	5	8	7	8	13	5	7	4	5	4	3	3	46			72
	2014	8	10	11	10	5	5	-	-	-	-	-	-	49	6.5%	▲	49
General Civil - Level 1	2013	3	1	1	3	4	3	1	-	2	-	5	2	15			25
	2014	1	-	-	-	-	1	-	-	-	-	-	-	2	-86.7%	▼	2
General Civil - Level 2	2013	50	38	50	49	50	54	61	77	53	57	70	73	291			682
	2014	61	45	52	61	71	52	-	-	-	-	-	-	342	17.5%	▲	342
General Civil - Level 3	2013	19	15	13	29	33	28	17	23	24	14	21	21	137			257
	2014	33	22	15	15	10	28	-	-	-	-	-	-	123	-10.2%	▼	123
Miscellaneous	2013	985	726	1,063	845	451	329	430	374	261	566	493	352	4,399			6,875
	2014	582	456	465	567	471	387	-	-	-	-	-	-	2,928	-33.4%	▼	2,928
Misdemeanor	2013	132	167	188	122	146	157	145	155	95	244	172	94	912			1,817
	2014	223	127	173	152	106	127	-	-	-	-	-	-	908	-0.4%	▼	908
Non-Capital Felonies and Related Matters	2013	279	270	347	309	389	294	321	305	376	317	353	237	1,888			3,797
	2014	354	296	350	331	354	341	-	-	-	-	-	-	2,026	7.3%	▲	2,026
Other	2013	26	28	30	35	25	31	29	27	22	29	20	35	175			337
	2014	46	31	35	29	47	64	-	-	-	-	-	-	252	44.0%	▲	252
Other Criminally Related Matters	2013	15	34	33	28	30	30	34	42	24	44	22	26	170			362
	2014	40	37	46	35	36	34	-	-	-	-	-	-	228	34.1%	▲	228
Probates/Wills and Trusts - Level 1	2013	1	-	1	2	-	-	2	1	3	1	1	1	4			13
	2014	2	1	2	2	-	-	-	-	-	-	-	-	7	75.0%	▲	7
Probates/Wills and Trusts - Level 2	2013	4	10	7	8	7	10	4	3	8	7	6	2	46			76
	2014	9	8	11	6	11	3	-	-	-	-	-	-	48	4.3%	▲	48
Protective Orders	2013	-	-	-	-	-	-	-	-	-	3	-	1	0			4
	2014	-	-	-	-	-	2	-	-	-	-	-	-	2	0.0%	↔	2
Uncontested Divorce	2013	70	73	81	72	71	79	81	78	77	73	59	66	446			880
	2014	62	95	79	98	85	65	-	-	-	-	-	-	484	8.5%	▲	484

Type of Court: Circuit

Locale/Circuit: Colonial Heights 12

Start/End Date: Jan-13 / Jun-14

Type of Case: Filings

AVG. Month: 171

2013 AVG Month: 175

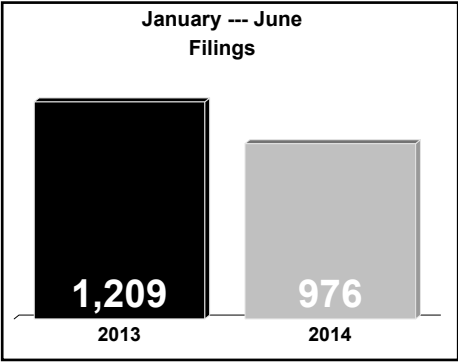
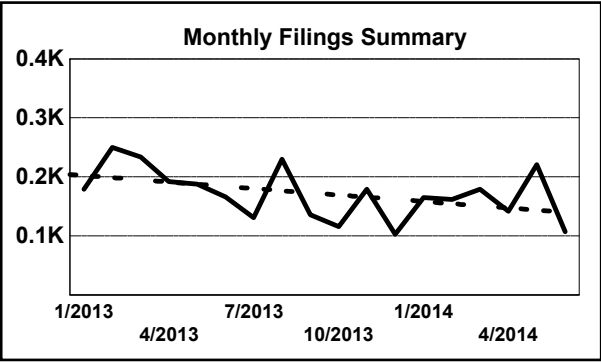
2014 AVG Month: 163

Jan-Jun 2013: 1,209

Jan-Jun 2014: 976

Filings Trending: Downward ▼

D
a
s
h
b
o
a
r
d



	Jan	Feb	Mar	Apr	May	<u>Jun</u>	Jul	Aug	Sep	Oct	Nov	Dec	Thru Jun	% Change	Trending	<u>Total</u>
2013	179	250	234	192	188	166	131	230	136	116	179	103	1,209			2,104
2014	165	162	179	142	221	107	-	-	-	-	-	-	976	-19.3%	▼	976

		Jan	Feb	Mar	Apr	May	<u>Jun</u>	Jul	Aug	Sep	Oct	Nov	Dec	Thru Jun	% Change	Trending	<u>Total</u>
Administrative Law	2013	-	1	-	-	-	-	1	-	-	-	-	-	1			2
	2014	-	-	-	1	1	-	-	-	-	-	-	-	2	100.0%	▲	2
Contested Divorce	2013	2	1	5	3	2	2	2	2	2	-	2	1	15	33.3%	▲	24
	2014	2	3	4	5	3	3	-	-	-	-	-	-	20			20
Domestic and Family - Level 1	2013	2	1	2	1	4	-	1	-	3	2	1	2	10			19
	2014	1	2	1	2	2	1	-	-	-	-	-	-	9	-10.0%	▼	9
Domestic and Family - Level 2	2013	-	1	1	-	-	-	-	1	-	1	1	1	2			6
	2014	2	1	-	1	1	-	-	-	-	-	-	-	5	150.0%	▲	5
General Civil - Level 1	2014	-	1	-	-	-	-	-	-	-	-	-	-	1			1
	2013	2	2	5	4	6	3	2	5	4	3	5	1	22			42
General Civil - Level 2	2014	1	2	2	-	5	1	-	-	-	-	-	-	11	-50.0%	▼	11
	2013	2	2	4	-	5	1	6	-	1	-	-	1	14			22
General Civil - Level 3	2014	1	2	3	1	-	1	-	-	-	-	-	-	8	-42.9%	▼	8
	2013	82	45	54	58	22	29	28	40	20	28	23	36	290			465
Miscellaneous	2014	40	34	36	27	27	24	-	-	-	-	-	-	188	-35.2%	▼	188
	2013	22	54	67	44	58	53	34	48	26	34	34	28	298			502
Misdemeanor	2014	27	28	37	29	38	22	-	-	-	-	-	-	181	-39.3%	▼	181
	2013	41	112	54	58	50	58	37	108	51	28	91	20	373			708
Non-Capital Felonies and Related Matters	2014	70	66	64	43	115	37	-	-	-	-	-	-	395	5.9%	▲	395
	2013	8	13	14	9	13	9	9	7	17	8	7	6	66			120
Other	2014	9	13	9	12	11	9	-	-	-	-	-	-	63	-4.5%	▼	63
	2013	6	10	21	9	15	6	8	13	9	9	13	5	67			124
Other Criminally Related Matters	2014	5	2	12	13	11	5	-	-	-	-	-	-	48	-28.4%	▼	48
	2013	1	-	-	-	1	-	-	-	-	1	-	-	2			3
Probates/Wills and Trusts - Level 1	2014	1	-	-	-	-	-	-	-	-	-	-	-	1	-50.0%	▼	1
	2013	1	1	2	-	1	1	-	1	-	1	-	-	6			8
Probates/Wills and Trusts - Level 2	2014	-	-	1	2	-	-	-	-	-	-	-	-	3	-50.0%	▼	3
	2013	2	-	-	1	1	-	-	1	-	-	-	-	4			5
Protective Orders	2014	-	-	1	-	-	-	-	-	-	-	-	-	1	-75.0%	▼	1
	2013	8	7	5	5	10	4	3	4	3	1	2	2	39			54
Uncontested Divorce	2014	6	8	9	6	7	4	-	-	-	-	-	-	40	2.6%	▲	40

Type of Court: Circuit

Locale/Circuit: Richmond 13

Start/End Date: Jan-13 / Jun-14

Type of Case: Filings

AVG. Month: 1,249

2013 AVG Month: 1,259

2014 AVG Month: 1,231

Jan-Jun 2013: 7,673

Jan-Jun 2014: 7,385

Filings Trending: Downward ▼

D

a

s

h

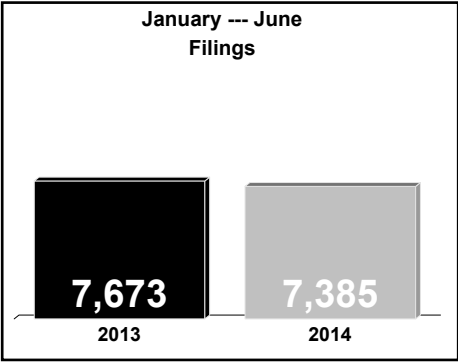
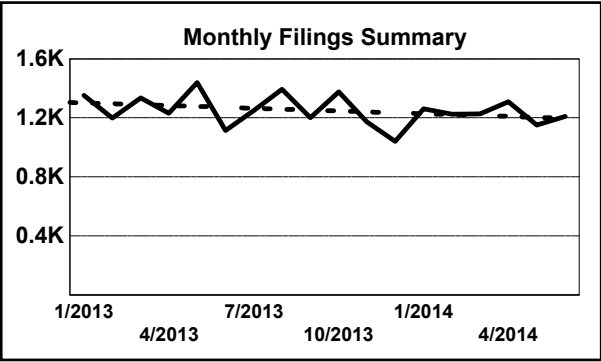
b

o

a

r

d



	Jan	Feb	Mar	Apr	May	Jun	Jul	Aug	Sep	Oct	Nov	Dec	Thru Jun	% Change	Trending	Total
2013	1,353	1,199	1,336	1,231	1,439	1,115	1,249	1,393	1,201	1,376	1,172	1,041	7,673			15,105
2014	1,262	1,224	1,227	1,310	1,152	1,210	-	-	-	-	-	-	7,385	-3.8%	▼	7,385

		Jan	Feb	Mar	Apr	May	Jun	Jul	Aug	Sep	Oct	Nov	Dec	Thru Jun	% Change	Trending	Total
Administrative Law	2013	3	2	1	1	3	2	1	1	4	6	3	1	12			28
	2014	4	3	5	3	2	5	-	-	-	-	-	-	22	83.3%	▲	22
Capital Murder	2013	-	-	-	-	-	-	1	1	-	-	-	-	0			2
Contested Divorce	2013	5	18	15	18	19	20	12	19	13	11	17	13	95	0.0%	↔	180
	2014	17	21	19	20	11	17	-	-	-	-	-	-	105	10.5%	▲	105
Domestic and Family - Level 1	2013	13	40	17	19	9	27	10	15	12	13	11	7	125			193
	2014	12	12	8	5	31	18	-	-	-	-	-	-	86	-31.2%	▼	86
Domestic and Family - Level 2	2013	7	8	8	4	5	3	7	7	7	5	3	9	35			73
	2014	5	7	8	11	12	14	-	-	-	-	-	-	57	62.9%	▲	57
General Civil - Level 1	2013	9	7	7	8	16	13	6	7	6	4	3	6	60			92
	2014	7	10	3	2	4	5	-	-	-	-	-	-	31	-48.3%	▼	31
General Civil - Level 2	2013	120	124	105	105	115	126	91	93	127	108	107	90	695			1,311
	2014	120	100	91	92	101	109	-	-	-	-	-	-	613	-11.8%	▼	613
General Civil - Level 3	2013	39	24	38	29	34	24	32	36	47	49	40	43	188			435
	2014	41	42	35	44	31	29	-	-	-	-	-	-	222	18.1%	▲	222
Miscellaneous	2013	273	278	258	242	220	196	271	338	260	239	180	235	1,467			2,990
	2014	269	273	283	275	210	256	-	-	-	-	-	-	1,566	6.7%	▲	1,566
Misdemeanor	2013	116	77	130	85	148	83	91	79	78	107	101	106	639			1,201
	2014	101	113	94	120	124	121	-	-	-	-	-	-	673	5.3%	▲	673
Non-Capital Felonies and Related Matters	2013	534	399	479	460	574	396	468	552	394	560	499	318	2,842			5,633
	2014	434	394	461	462	372	421	-	-	-	-	-	-	2,544	-10.5%	▼	2,544
Other	2013	166	153	178	200	175	156	186	158	177	185	154	139	1,028			2,027
	2014	161	134	143	175	153	159	-	-	-	-	-	-	925	-10.0%	▼	925
Other Criminally Related Matters	2013	18	21	49	9	83	32	31	48	37	47	26	45	212			446
	2014	53	48	10	56	40	25	-	-	-	-	-	-	232	9.4%	▲	232
Probates/Wills and Trusts - Level 1	2013	-	-	-	-	1	-	-	-	-	-	-	-	1			1
	2014	-	-	1	-	1	-	-	-	-	-	-	-	2	100.0%	▲	2
Probates/Wills and Trusts - Level 2	2013	14	7	6	9	5	8	13	4	12	6	7	6	49			97
	2014	13	15	8	7	8	8	-	-	-	-	-	-	59	20.4%	▲	59
Uncontested Divorce	2013	36	41	45	42	32	29	29	35	27	36	21	23	225			396
	2014	25	52	58	38	52	23	-	-	-	-	-	-	248	10.2%	▲	248

Type of Court: Circuit

Locale/Circuit: Henrico 14

Start/End Date: Jan-13 / Jun-14

Type of Case: Filings

AVG. Month: 1,054

2013 AVG Month: 1,070

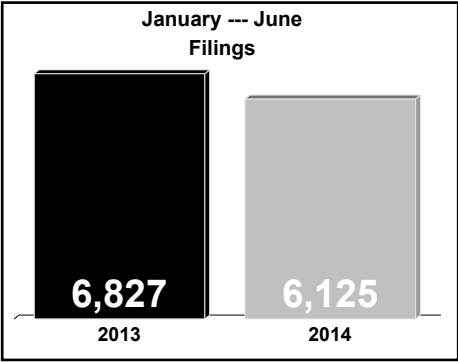
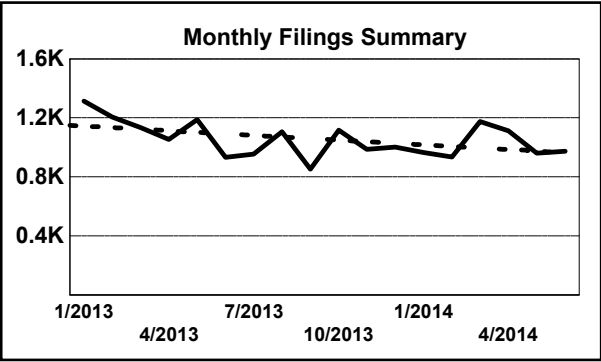
2014 AVG Month: 1,021

Jan-Jun 2013: 6,827

Jan-Jun 2014: 6,125

Filings Trending: Downward ▼

D
a
s
h
b
o
a
r
d



	Jan	Feb	Mar	Apr	May	Jun	Jul	Aug	Sep	Oct	Nov	Dec	Thru Jun	% Change	Trending	Total
2013	1,314	1,205	1,133	1,054	1,189	932	955	1,105	852	1,117	986	1,003	6,827			12,845
2014	966	936	1,176	1,112	961	974	-	-	-	-	-	-	6,125	-10.3%	▼	6,125

		Jan	Feb	Mar	Apr	May	Jun	Jul	Aug	Sep	Oct	Nov	Dec	Thru Jun	% Change	Trending	Total
Administrative Law	2013	-	-	-	-	2	2	-	-	-	2	2	1	4			9
	2014	-	3	1	4	1	4	-	-	-	-	-	-	13	225.0%	▲	13
Contested Divorce	2013	20	24	43	25	31	34	39	35	21	32	25	20	177			349
	2014	26	28	47	40	31	21	-	-	-	-	-	-	193	9.0%	▲	193
Domestic and Family - Level 1	2013	12	19	25	20	19	18	1	26	20	26	19	16	113			221
	2014	23	19	22	8	19	12	-	-	-	-	-	-	103	-8.8%	▼	103
Domestic and Family - Level 2	2013	6	2	5	3	8	6	9	12	12	13	9	12	30			97
	2014	11	8	14	13	9	8	-	-	-	-	-	-	63	110.0%	▲	63
General Civil - Level 1	2013	1	-	3	3	3	3	6	2	4	4	3	2	13			34
	2014	1	2	1	4	2	1	-	-	-	-	-	-	11	-15.4%	▼	11
General Civil - Level 2	2013	78	53	67	58	69	58	42	53	52	84	152	109	383			875
	2014	37	50	60	103	90	72	-	-	-	-	-	-	412	7.6%	▲	412
General Civil - Level 3	2013	24	16	20	18	26	23	26	27	27	23	16	16	127			262
	2014	18	17	22	20	21	11	-	-	-	-	-	-	109	-14.2%	▼	109
Miscellaneous	2013	623	519	503	396	334	228	285	296	250	321	295	350	2,603			4,400
	2014	359	363	358	350	249	290	-	-	-	-	-	-	1,969	-24.4%	▼	1,969
Misdemeanor	2013	116	133	105	101	137	109	146	110	109	109	94	121	701			1,390
	2014	72	116	96	130	116	134	-	-	-	-	-	-	664	-5.3%	▼	664
Non-Capital Felonies and Related Matters	2013	302	302	213	293	390	321	250	401	248	371	246	241	1,821			3,578
	2014	297	194	385	290	286	281	-	-	-	-	-	-	1,733	-4.8%	▼	1,733
Other	2013	32	35	23	18	30	23	24	21	22	32	23	23	161			306
	2014	33	53	35	41	34	49	-	-	-	-	-	-	245	52.2%	▲	245
Other Criminally Related Matters	2013	39	34	37	41	43	27	45	40	25	37	29	38	221			435
	2014	26	24	47	35	42	27	-	-	-	-	-	-	201	-9.0%	▼	201
Probates/Wills and Trusts - Level 1	2013	1	-	2	1	-	-	-	-	1	-	-	-	4			5
	2014	-	-	1	1	-	-	-	-	-	-	-	-	2	-50.0%	▼	2
Probates/Wills and Trusts - Level 2	2013	8	7	9	4	16	6	9	7	4	3	6	7	50			86
	2014	5	8	7	3	4	11	-	-	-	-	-	-	38	-24.0%	▼	38
Protective Orders	2013	1	3	2	3	4	5	8	2	-	-	-	-	18			28
Uncontested Divorce	2013	51	58	76	70	77	69	65	73	57	60	67	47	401			770
	2014	58	51	80	70	57	53	-	-	-	-	-	-	369	-8.0%	▼	369

Type of Court: Circuit

Locale/Circuit: Caroline 15

Start/End Date: Jan-13 / Jun-14

Type of Case: Filings

AVG. Month: 193

2013 AVG Month: 199

2014 AVG Month: 182

Jan-Jun 2013: 1,487

Jan-Jun 2014: 1,089

Filings Trending: Downward ▼

D

a

s

h

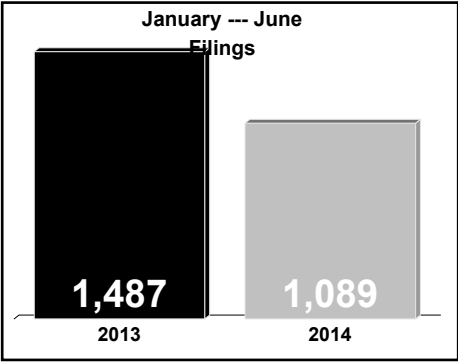
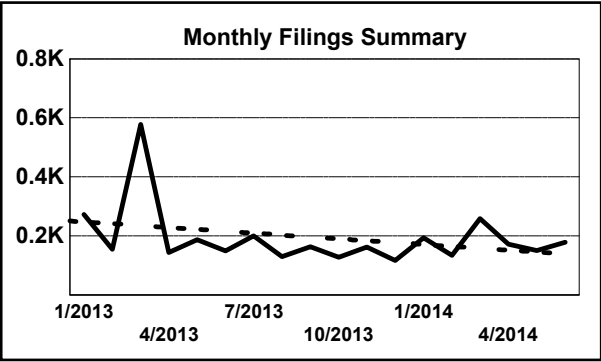
b

o

a

r

d

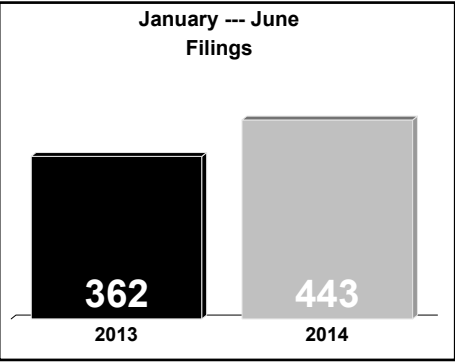
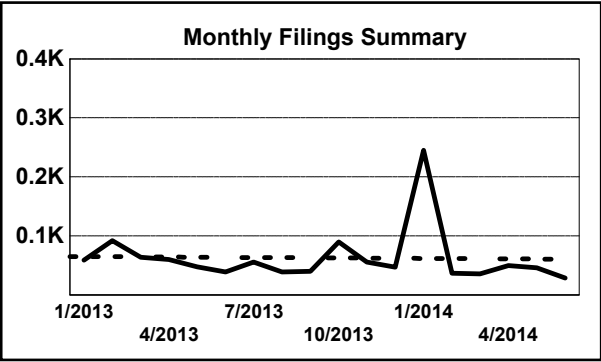


	Jan	Feb	Mar	Apr	May	Jun	Jul	Aug	Sep	Oct	Nov	Dec	Thru Jun	% Change	Trending	Total
2013	273	155	578	144	187	150	200	130	164	128	163	117	1,487			2,389
2014	194	134	259	172	151	179	-	-	-	-	-	-	1,089	-26.8%	▼	1,089

		Jan	Feb	Mar	Apr	May	Jun	Jul	Aug	Sep	Oct	Nov	Dec	Thru Jun	% Change	Trending	Total
Administrative Law	2013	-	-	-	-	-	-	1	-	1	-	-	-	0			2
Contested Divorce	2013	1	2	1	-	3	2	9	1	-	1	2	2	9	0.0%	↔	24
	2014	1	3	4	5	-	3	-	-	-	-	-	-	16	77.8%	▲	16
Domestic and Family - Level 1	2013	1	4	4	4	1	2	3	2	2	1	3	2	16			29
	2014	2	4	2	7	4	4	-	-	-	-	-	-	23	43.8%	▲	23
Domestic and Family - Level 2	2013	2	-	-	-	1	1	2	-	1	-	-	-	4			7
	2014	-	1	1	-	2	-	-	-	-	-	-	-	4	0.0%	↔	4
General Civil - Level 1	2013	-	-	-	-	1	-	-	-	-	-	-	-	1			1
General Civil - Level 2	2013	6	7	2	5	9	5	10	10	9	6	10	5	34			84
	2014	5	4	7	6	5	2	-	-	-	-	-	-	29	-14.7%	▼	29
General Civil - Level 3	2013	4	7	4	3	-	4	2	1	2	1	-	3	22			31
	2014	-	1	11	2	1	3	-	-	-	-	-	-	18	-18.2%	▼	18
Miscellaneous	2013	125	81	88	56	57	48	40	44	54	41	50	54	455			738
	2014	55	55	71	55	38	48	-	-	-	-	-	-	322	-29.2%	▼	322
Misdemeanor	2013	17	8	23	11	34	11	13	10	11	13	24	9	104			184
	2014	24	4	32	19	16	18	-	-	-	-	-	-	113	8.7%	▲	113
Non-Capital Felonies and Related Matters	2013	96	34	440	49	68	61	90	27	48	40	59	25	748			1,037
	2014	91	40	108	61	58	74	-	-	-	-	-	-	432	-42.2%	▼	432
Other	2013	10	4	3	8	7	10	14	26	27	12	9	8	42			138
	2014	9	16	11	8	20	19	-	-	-	-	-	-	83	97.6%	▲	83
Other Criminally Related Matters	2013	6	4	4	1	4	2	10	4	7	9	4	3	21			58
	2014	4	1	4	7	4	4	-	-	-	-	-	-	24	14.3%	▲	24
Probates/Wills and Trusts - Level 2	2013	-	2	2	4	-	1	2	1	1	1	-	-	9			14
	2014	-	-	1	1	-	1	-	-	-	-	-	-	3	-66.7%	▼	3
Uncontested Divorce	2013	5	2	7	3	2	3	4	4	1	3	2	6	22			42
	2014	3	5	7	1	3	3	-	-	-	-	-	-	22	0.0%	↔	22

Type of Court: Circuit
Locale/Circuit: Essex 15
Start/End Date: Jan-13 / Jun-14
Type of Case: Filings
AVG. Month: 63
2013 AVG Month: 58
2014 AVG Month: 74
Jan-Jun 2013: 362
Jan-Jun 2014: 443
Filings Trending: Upward ▲

D
a
s
h
b
o
a
r
d



	Jan	Feb	Mar	Apr	May	Jun	Jul	Aug	Sep	Oct	Nov	Dec	Thru Jun	% Change	Trending	Total
2013	59	92	64	60	48	39	56	39	40	90	56	47	362			690
2014	245	37	36	50	46	29	-	-	-	-	-	-	443	22.4%	▲	443

		Jan	Feb	Mar	Apr	May	Jun	Jul	Aug	Sep	Oct	Nov	Dec	Thru Jun	% Change	Trending	Total
Contested Divorce	2013	-	-	4	2	4	1	1	2	1	-	1	-	11			16
	2014	-	3	-	2	1	5	-	-	-	-	-	-	11	0.0%	↔	11
Domestic and Family - Level 1	2013	-	-	1	-	1	-	1	-	2	-	-	-	2			5
	2014	-	-	-	1	5	-	-	-	-	-	-	-	6	200.0%	▲	6
Domestic and Family - Level 2	2013	-	-	1	-	1	-	-	-	1	-	-	-	2			3
	2014	-	-	-	-	1	-	-	-	-	-	-	-	1	-50.0%	▼	1
General Civil - Level 1	2014	-	-	1	-	-	-	-	-	-	-	-	-	1			1
General Civil - Level 2	2013	1	2	3	4	2	3	2	-	-	3	-	2	15			22
	2014	1	2	3	2	2	1	-	-	-	-	-	-	11	-26.7%	▼	11
General Civil - Level 3	2013	3	1	1	7	-	-	-	-	-	-	1	-	12			13
	2014	1	4	1	-	-	-	-	-	-	-	-	-	6	-50.0%	▼	6
Miscellaneous	2013	40	26	36	10	21	21	17	24	22	19	20	20	154			276
	2014	24	19	15	19	21	11	-	-	-	-	-	-	109	-29.2%	▼	109
Misdemeanor	2013	5	10	3	10	5	2	7	6	3	8	-	4	35			63
	2014	1	3	3	-	-	2	-	-	-	-	-	-	9	-74.3%	▼	9
Non-Capital Felonies and Related Matters	2013	6	43	10	18	6	7	22	3	8	58	30	16	90			227
	2014	218	2	-	24	4	7	-	-	-	-	-	-	255	183.3%	▲	255
Other	2013	-	1	-	-	-	1	1	-	-	-	-	-	2			3
Other Criminally Related Matters	2013	2	6	2	6	3	1	2	4	1	2	3	2	20			34
	2014	-	3	5	1	9	2	-	-	-	-	-	-	20	0.0%	↔	20
Probates/Wills and Trusts - Level 1	2013	-	2	-	-	-	-	-	-	-	-	-	1	2			3
	2014	-	-	1	-	-	-	-	-	-	-	-	-	1	-50.0%	▼	1
Probates/Wills and Trusts - Level 2	2013	-	-	-	-	-	1	-	-	-	-	-	-	1			1
	2014	-	-	-	-	1	-	-	-	-	-	-	-	1	0.0%	↔	1
Uncontested Divorce	2013	2	1	3	3	5	2	3	-	2	-	1	2	16			24
	2014	-	1	7	1	2	1	-	-	-	-	-	-	12	-25.0%	▼	12

Type of Court: Circuit

Locale/Circuit: Hanover 15

Start/End Date: Jan-13 / Jun-14

Type of Case: Filings

AVG. Month: 533

2013 AVG Month: 549

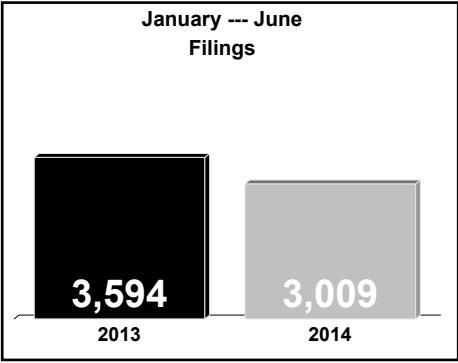
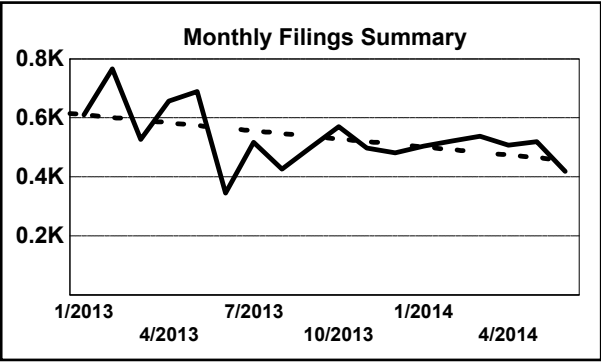
2014 AVG Month: 502

Jan-Jun 2013: 3,594

Jan-Jun 2014: 3,009

Filings Trending: Downward ▼

D
a
s
h
b
o
a
r
d



	Jan	Feb	Mar	Apr	May	Jun	Jul	Aug	Sep	Oct	Nov	Dec	Thru Jun	% Change	Trending	Total
2013	610	766	527	657	689	345	517	426	499	570	498	482	3,594			6,586
2014	504	522	538	507	519	419	-	-	-	-	-	-	3,009	-16.3%	▼	3,009

		Jan	Feb	Mar	Apr	May	Jun	Jul	Aug	Sep	Oct	Nov	Dec	Thru Jun	% Change	Trending	Total
Administrative Law	2013	-	-	-	-	-	-	1	1	-	1	-	-	0			3
	2014	1	-	1	-	1	-	-	-	-	-	-	-	3	0.0%	↔	3
Contested Divorce	2013	30	32	36	28	24	17	21	22	19	17	15	10	167			271
	2014	15	20	27	18	25	15	-	-	-	-	-	-	120	-28.1%	▼	120
Domestic and Family - Level 1	2013	8	8	10	6	13	7	10	9	11	10	6	12	52			110
	2014	7	8	16	12	8	4	-	-	-	-	-	-	55	5.8%	▲	55
Domestic and Family - Level 2	2013	1	4	1	3	3	8	4	1	3	6	8	9	20			51
	2014	2	1	3	2	5	3	-	-	-	-	-	-	16	-20.0%	▼	16
General Civil - Level 1	2013	-	-	1	-	1	-	-	-	-	-	-	1	2			3
	2014	9	9	11	11	14	15	12	13	12	13	38	22	69	39.1%	▲	96
General Civil - Level 2	2013	9	9	11	11	14	15	12	13	12	13	38	22	69			179
	2014	8	11	14	22	26	15	-	-	-	-	-	-	96			96
General Civil - Level 3	2013	6	13	11	9	7	1	6	7	12	14	8	10	47			104
	2014	8	8	12	6	5	7	-	-	-	-	-	-	46	-2.1%	▼	46
Miscellaneous	2013	323	377	218	278	355	90	212	122	195	192	178	205	1,641			2,745
	2014	225	174	176	175	123	137	-	-	-	-	-	-	1,010	-38.5%	▼	1,010
Misdemeanor	2013	89	55	67	102	75	42	70	77	54	98	88	67	430			884
	2014	58	69	73	64	70	57	-	-	-	-	-	-	391	-9.1%	▼	391
Non-Capital Felonies and Related Matters	2013	73	167	79	99	115	97	100	101	114	144	96	93	630			1,278
	2014	119	135	119	114	182	122	-	-	-	-	-	-	791	25.6%	▲	791
Other	2013	14	14	16	18	10	8	16	16	8	12	10	12	80			154
	2014	15	12	17	9	15	15	-	-	-	-	-	-	83	3.8%	▲	83
Other Criminally Related Matters	2013	15	9	17	35	17	13	18	7	12	15	16	11	106			185
	2014	9	15	22	18	13	8	-	-	-	-	-	-	85	-19.8%	▼	85
Probates/Wills and Trusts - Level 1	2013	-	-	-	-	-	-	-	1	1	-	-	-	0			2
	2014	1	-	-	1	-	-	-	-	-	-	-	-	2	0.0%	↔	2
Probates/Wills and Trusts - Level 2	2013	1	4	1	-	2	2	1	3	4	6	-	-	10			24
	2014	1	3	1	7	-	1	-	-	-	-	-	-	13	30.0%	▲	13
Uncontested Divorce	2013	41	74	59	68	53	45	46	46	54	42	35	30	340			593
	2014	35	66	57	59	46	35	-	-	-	-	-	-	298	-12.4%	▼	298

Type of Court: Circuit

Locale/Circuit: King George 15

Start/End Date: Jan-13 / Jun-14

Type of Case: Filings

AVG. Month: 114

2013 AVG Month: 125

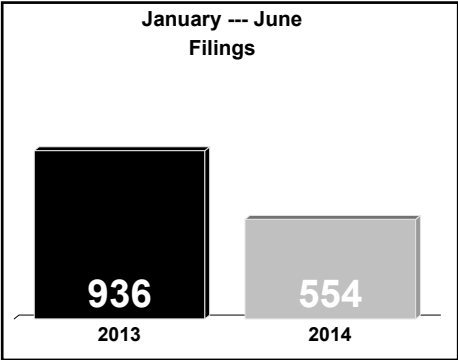
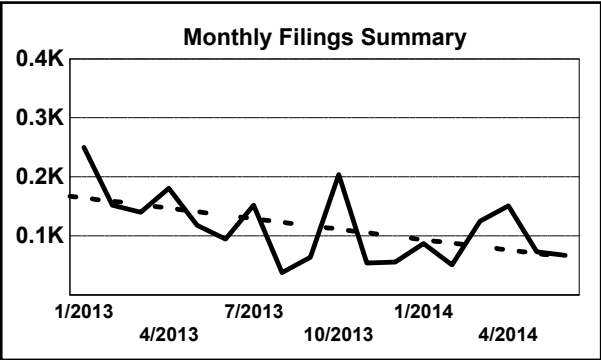
2014 AVG Month: 92

Jan-Jun 2013: 936

Jan-Jun 2014: 554

Filings Trending: Downward ▼

D
a
s
h
b
o
a
r
d



	Jan	Feb	Mar	Apr	May	<u>Jun</u>	Jul	Aug	Sep	Oct	Nov	Dec	Thru Jun	% Change	Trending	<u>Total</u>
2013	250	152	140	181	118	95	152	38	64	204	54	56	936			1,504
2014	87	51	125	151	73	67	-	-	-	-	-	-	554	-40.8%	▼	554

		Jan	Feb	Mar	Apr	May	<u>Jun</u>	Jul	Aug	Sep	Oct	Nov	Dec	Thru Jun	% Change	Trending	<u>Total</u>
Administrative Law	2014	-	-	-	-	1	1	-	-	-	-	-	-	2			2
Contested Divorce	2013	1	4	4	3	2	3	3	-	-	1	-	1	17			22
	2014	2	3	2	1	3	-	-	-	-	-	-	-	11	-35.3%	▼	11
Domestic and Family - Level 1	2013	-	11	2	4	3	4	1	3	-	-	2	5	24			35
	2014	1	2	1	2	-	-	-	-	-	-	-	-	6	-75.0%	▼	6
Domestic and Family - Level 2	2013	1	-	3	-	-	1	1	-	1	2	-	-	5			9
	2014	-	1	-	1	2	-	-	-	-	-	-	-	4	-20.0%	▼	4
General Civil - Level 1	2014	-	-	-	-	1	-	-	-	-	-	-	-	1			1
General Civil - Level 2	2013	2	-	4	4	10	8	11	2	4	7	2	4	28			58
	2014	3	1	3	5	3	6	-	-	-	-	-	-	21	-25.0%	▼	21
General Civil - Level 3	2013	-	1	1	1	6	1	4	2	-	-	1	-	10			17
	2014	-	2	2	-	-	-	-	-	-	-	-	-	4	-60.0%	▼	4
Miscellaneous	2013	107	93	82	60	58	27	9	4	5	7	6	3	427			461
	2014	4	5	1	4	3	4	-	-	-	-	-	-	21	-95.1%	▼	21
Misdemeanor	2013	49	11	7	33	8	15	56	9	7	46	9	9	123			259
	2014	17	5	29	24	5	5	-	-	-	-	-	-	85	-30.9%	▼	85
Non-Capital Felonies and Related Matters	2013	83	27	33	73	23	25	60	12	44	134	30	28	264			572
	2014	57	27	78	110	52	45	-	-	-	-	-	-	369	39.8%	▲	369
Other	2013	-	-	-	1	-	-	1	-	1	-	-	1	1			4
Other Criminally Related Matters	2013	1	3	-	-	1	1	2	3	1	1	-	1	6			14
	2014	-	1	2	-	1	1	-	-	-	-	-	-	5	-16.7%	▼	5
Probates/Wills and Trusts	2013	-	-	-	-	-	1	-	-	-	-	-	1	1			2
Probates/Wills and Trusts - Level 2	2013	-	-	-	-	-	2	-	-	-	1	1	-	2			4
	2014	-	1	-	-	-	-	-	-	-	-	-	-	1	-50.0%	▼	1
Uncontested Divorce	2013	6	2	4	2	7	7	4	3	1	5	3	3	28			47
	2014	3	3	7	4	2	5	-	-	-	-	-	-	24	-14.3%	▼	24

Type of Court: Circuit

Locale/Circuit: Lancaster 15

Start/End Date: Jan-13 / Jun-14

Type of Case: Filings

AVG. Month: 55

2013 AVG Month: 60

2014 AVG Month: 46

Jan-Jun 2013: 373

Jan-Jun 2014: 273

Filings Trending: Downward ▼

D

a

s

h

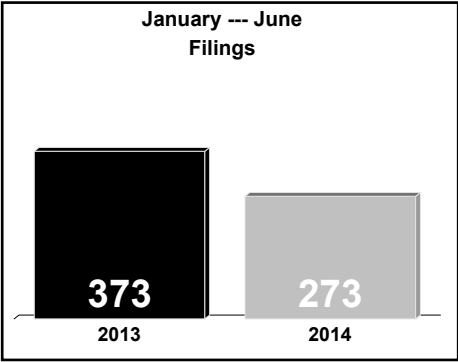
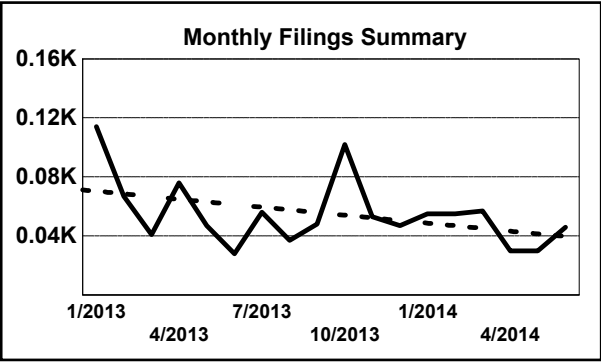
b

o

a

r

d

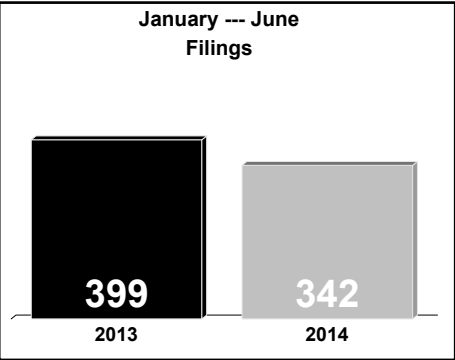
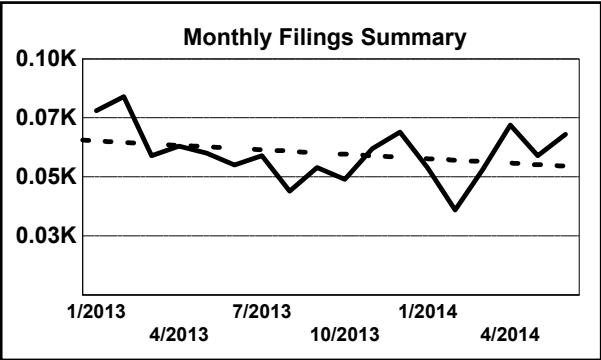


	Jan	Feb	Mar	Apr	May	<u>Jun</u>	Jul	Aug	Sep	Oct	Nov	Dec	Thru Jun	% Change	Trending	<u>Total</u>
2013	114	67	41	76	47	28	56	37	48	102	53	47	373			716
2014	55	55	57	30	30	46	-	-	-	-	-	-	273	-26.8%	▼	273

		Jan	Feb	Mar	Apr	May	<u>Jun</u>	Jul	Aug	Sep	Oct	Nov	Dec	Thru Jun	% Change	Trending	<u>Total</u>
Administrative Law	2013	-	-	-	-	-	-	-	-	1	-	-	-	0			1
Contested Divorce	2013	1	-	-	-	-	-	-	-	-	1	2	-	1	0.0%	↔	4
	2014	1	1	-	1	1	1	-	-	-	-	-	-	5	400.0%	▲	5
Domestic and Family - Level 1	2013	-	1	-	1	1	-	-	-	-	1	-	-	3			4
	2014	-	-	-	1	-	-	-	-	-	-	-	-	1	-66.7%	▼	1
Domestic and Family - Level 2	2013	-	-	-	-	-	-	1	1	2	-	1	-	0			5
	2014	-	-	2	-	-	-	-	-	-	-	-	-	2	0.0%	↔	2
General Civil - Level 1	2013	1	-	-	-	-	-	1	-	-	-	2	-	1			4
	2014	-	-	1	-	-	-	-	-	-	-	-	-	1	0.0%	↔	1
General Civil - Level 2	2013	1	1	2	4	3	3	-	1	1	-	1	2	14			19
	2014	-	3	4	-	2	1	-	-	-	-	-	-	10	-28.6%	▼	10
General Civil - Level 3	2013	1	2	1	1	1	1	2	-	3	-	5	5	7			22
	2014	-	-	-	1	1	-	-	-	-	-	-	-	2	-71.4%	▼	2
Miscellaneous	2013	37	30	19	22	18	15	17	17	16	28	29	25	141			273
	2014	23	22	21	15	17	14	-	-	-	-	-	-	112	-20.6%	▼	112
Misdemeanor	2013	6	6	-	6	5	3	6	6	9	18	3	4	26			72
	2014	5	-	1	4	-	3	-	-	-	-	-	-	13	-50.0%	▼	13
Non-Capital Felonies and Related Matters	2013	59	19	13	34	14	3	20	3	11	49	2	5	142			232
	2014	20	19	18	1	5	19	-	-	-	-	-	-	82	-42.3%	▼	82
Other	2013	3	4	2	4	3	2	2	2	3	3	6	3	18			37
	2014	3	5	8	4	3	5	-	-	-	-	-	-	28	55.6%	▲	28
Other Criminally Related Matters	2013	3	3	2	1	1	1	5	5	1	1	2	2	11			27
	2014	1	2	2	2	-	-	-	-	-	-	-	-	7	-36.4%	▼	7
Probates/Wills and Trusts	2013	-	-	1	-	-	-	-	-	-	-	-	-	1			1
Probates/Wills and Trusts - Level 2	2013	-	-	-	-	-	-	-	1	-	-	-	-	0			1
	2014	-	1	-	-	-	-	-	-	-	-	-	-	1	0.0%	↔	1
Uncontested Divorce	2013	2	1	1	3	1	-	2	1	1	1	-	1	8			14
	2014	2	2	-	1	1	3	-	-	-	-	-	-	9	12.5%	▲	9

Type of Court: Circuit
Locale/Circuit: Northumberland 15
Start/End Date: Jan-13 / Jun-14
Type of Case: Filings
AVG. Month: 60
2013 AVG Month: 61
2014 AVG Month: 57
Jan-Jun 2013: 399
Jan-Jun 2014: 342
Filings Trending: Downward ▼

D
a
s
h
b
o
a
r
d



	Jan	Feb	Mar	Apr	May	<u>Jun</u>	Jul	Aug	Sep	Oct	Nov	Dec	Thru Jun	% Change	Trending	<u>Total</u>
2013	78	84	59	63	60	55	59	44	54	49	62	69	399			736
2014	54	36	53	72	59	68	-	-	-	-	-	-	342	-14.3%	▼	342

		Jan	Feb	Mar	Apr	May	<u>Jun</u>	Jul	Aug	Sep	Oct	Nov	Dec	Thru Jun	% Change	Trending	<u>Total</u>
Administrative Law	2013	-	-	-	-	-	-	-	1	-	-	-	-	0			1
Contested Divorce	2013	-	1	-	-	1	-	-	-	-	1	2	-	2	0.0%	↔	5
	2014	1	-	-	5	-	1	-	-	-	-	-	-	7	250.0%	▲	7
Domestic and Family - Level 1	2013	-	-	1	-	-	1	2	1	1	-	-	-	2			6
	2014	1	-	-	-	1	1	-	-	-	-	-	-	3	50.0%	▲	3
Domestic and Family - Level 2	2013	-	-	-	-	-	1	-	-	-	-	-	1	1			2
	2014	1	-	-	1	1	-	-	-	-	-	-	-	3	200.0%	▲	3
General Civil - Level 2	2013	1	3	1	3	2	-	2	1	-	2	2	4	10			21
	2014	4	-	2	1	2	1	-	-	-	-	-	-	10	0.0%	↔	10
General Civil - Level 3	2013	-	-	-	1	-	2	-	1	-	1	1	-	3			6
	2014	1	1	2	-	-	1	-	-	-	-	-	-	5	66.7%	▲	5
Miscellaneous	2013	43	56	37	11	20	23	26	21	21	11	35	37	190			341
	2014	23	26	31	34	20	27	-	-	-	-	-	-	161	-15.3%	▼	161
Misdemeanor	2013	6	3	3	4	8	4	10	2	2	1	7	3	28			53
	2014	6	-	3	7	2	7	-	-	-	-	-	-	25	-10.7%	▼	25
Non-Capital Felonies and Related Matters	2013	21	17	13	40	20	21	17	14	24	23	6	18	132			234
	2014	13	1	11	20	27	22	-	-	-	-	-	-	94	-28.8%	▼	94
Other	2013	5	2	1	1	2	2	1	-	1	4	6	1	13			26
	2014	1	2	3	1	1	2	-	-	-	-	-	-	10	-23.1%	▼	10
Other Criminally Related Matters	2013	-	2	2	1	3	1	1	1	2	-	-	-	9			13
	2014	2	-	-	2	2	4	-	-	-	-	-	-	10	11.1%	▲	10
Probates/Wills and Trusts	2013	-	-	-	-	-	-	-	1	-	-	1	-	0			2
Uncontested Divorce	2013	2	-	1	2	4	-	-	1	3	6	2	5	9	0.0%	↔	26
	2014	1	6	1	1	3	2	-	-	-	-	-	-	14	55.6%	▲	14

Type of Court: Circuit

Locale/Circuit: Richmond County 15

Start/End Date: Jan-13 / Jun-14

Type of Case: Filings

AVG. Month: 52

2013 AVG Month: 53

2014 AVG Month: 48

Jan-Jun 2013: 301

Jan-Jun 2014: 288

Filings Trending: Downward ▼

D

a

s

h

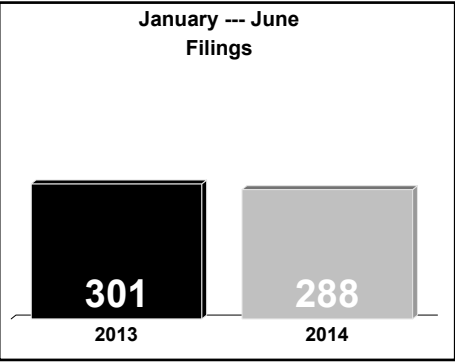
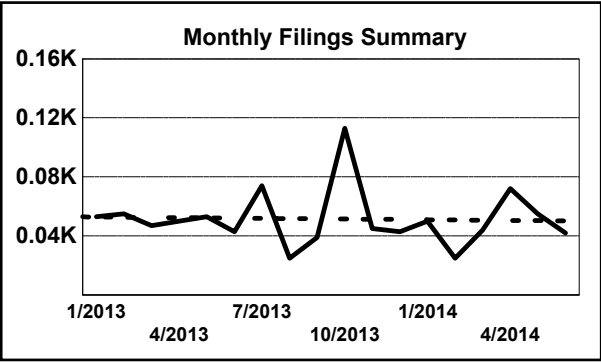
b

o

a

r

d

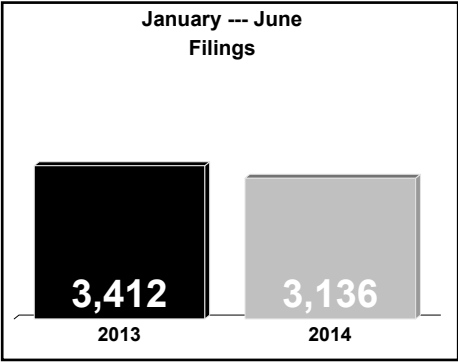
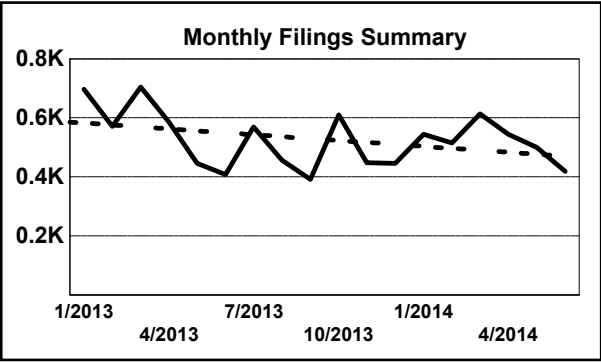


	Jan	Feb	Mar	Apr	May	Jun	Jul	Aug	Sep	Oct	Nov	Dec	Thru Jun	% Change	Trending	Total
2013	53	55	47	50	53	43	74	25	39	113	45	43	301			640
2014	50	25	44	72	55	42	-	-	-	-	-	-	288	-4.3%	▼	288

		Jan	Feb	Mar	Apr	May	Jun	Jul	Aug	Sep	Oct	Nov	Dec	Thru Jun	% Change	Trending	Total
Administrative Law	2014	-	-	-	-	1	-	-	-	-	-	-	-	1			1
Contested Divorce	2013	-	-	2	1	3	-	2	-	-	2	-	1	6			11
	2014	-	1	-	-	-	-	-	-	-	-	-	-	1	-83.3%	▼	1
Domestic and Family - Level 1	2013	-	-	-	2	4	-	-	-	-	5	-	-	6			11
	2014	-	-	-	1	2	-	-	-	-	-	-	-	3	-50.0%	▼	3
Domestic and Family - Level 2	2013	-	-	-	-	-	-	-	3	-	1	1	-	0			5
	2014	-	-	-	-	1	-	-	-	-	-	-	-	1	0.0%	↔	1
General Civil - Level 1	2013	-	-	1	-	-	-	-	-	-	-	-	1	1			2
	2014	-	1	-	-	-	-	-	-	-	-	-	-	1	0.0%	↔	1
General Civil - Level 2	2013	1	3	1	-	3	-	4	-	4	-	1	1	8			18
	2014	2	-	2	3	-	1	-	-	-	-	-	-	8	0.0%	↔	8
General Civil - Level 3	2013	3	1	-	1	2	2	1	2	-	3	1	-	9			16
	2014	1	2	-	2	-	-	-	-	-	-	-	-	5	-44.4%	▼	5
Miscellaneous	2013	24	26	19	11	13	7	14	6	7	15	13	11	100			166
	2014	11	14	13	18	17	9	-	-	-	-	-	-	82	-18.0%	▼	82
Misdemeanor	2013	7	2	3	8	4	6	6	2	2	17	9	2	30			68
	2014	4	-	2	5	5	2	-	-	-	-	-	-	18	-40.0%	▼	18
Non-Capital Felonies and Related Matters	2013	5	4	1	12	4	10	24	-	12	48	12	3	36			135
	2014	15	3	5	19	16	14	-	-	-	-	-	-	72	100.0%	▲	72
Other	2013	13	17	18	13	18	18	21	11	14	19	6	22	97			190
	2014	15	4	22	21	9	16	-	-	-	-	-	-	87	-10.3%	▼	87
Other Criminally Related Matters	2013	-	1	-	-	2	-	-	1	-	2	1	2	3			9
	2014	-	-	-	2	4	-	-	-	-	-	-	-	6	100.0%	▲	6
Uncontested Divorce	2013	-	1	2	2	-	-	2	-	-	1	1	-	5			9
	2014	2	-	-	1	-	-	-	-	-	-	-	-	3	-40.0%	▼	3

Type of Court: Circuit
Locale/Circuit: Spotsylvania 15
Start/End Date: Jan-13 / Jun-14
Type of Case: Filings
AVG. Month: 526
2013 AVG Month: 528
2014 AVG Month: 523
Jan-Jun 2013: 3,412
Jan-Jun 2014: 3,136
Filings Trending: Downward ▼

D
a
s
h
b
o
a
r
d

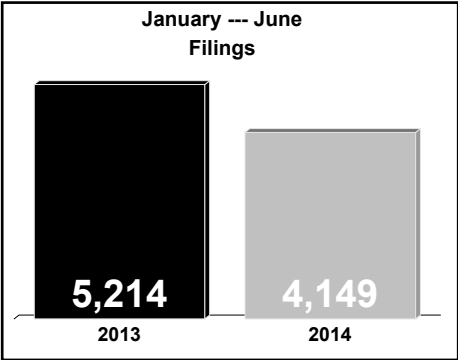
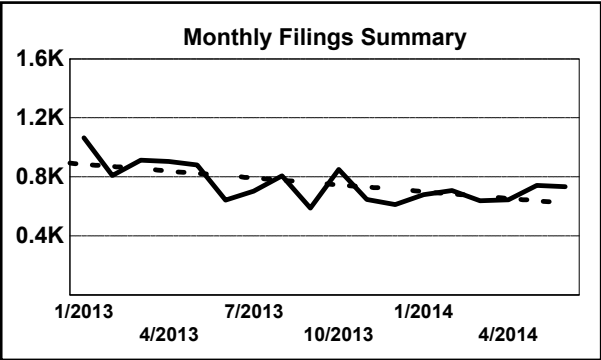


	Jan	Feb	Mar	Apr	May	Jun	Jul	Aug	Sep	Oct	Nov	Dec	Thru Jun	% Change	Trending	Total
2013	697	571	704	586	446	408	569	457	392	610	448	446	3,412			6,334
2014	544	515	614	544	500	419	-	-	-	-	-	-	3,136	-8.1%	▼	3,136

		Jan	Feb	Mar	Apr	May	Jun	Jul	Aug	Sep	Oct	Nov	Dec	Thru Jun	% Change	Trending	Total
Administrative Law	2013	-	-	1	-	3	1	1	1	-	-	-	-	5			7
Contested Divorce	2013	11	3	14	12	4	6	10	11	8	6	12	3	50			100
	2014	6	8	11	8	2	9	-	-	-	-	-	-	44	-12.0%	▼	44
Domestic and Family - Level 1	2013	29	14	15	7	12	21	33	33	6	29	5	5	98			209
	2014	16	10	31	28	23	12	-	-	-	-	-	-	120	22.4%	▲	120
Domestic and Family - Level 2	2013	5	2	6	2	3	6	3	7	3	5	1	4	24			47
	2014	5	5	3	3	15	11	-	-	-	-	-	-	42	75.0%	▲	42
General Civil - Level 1	2013	2	1	-	-	-	-	-	-	-	-	-	1	3			4
	2014	-	-	-	1	2	-	-	-	-	-	-	-	3	0.0%	↔	3
General Civil - Level 2	2013	16	15	17	21	22	23	19	15	9	18	39	21	114			235
	2014	31	18	22	21	24	19	-	-	-	-	-	-	135	18.4%	▲	135
General Civil - Level 3	2013	3	4	6	7	4	11	5	4	7	11	9	5	35			76
	2014	5	10	11	9	8	7	-	-	-	-	-	-	50	42.9%	▲	50
Miscellaneous	2013	440	356	381	268	182	152	219	182	208	245	230	208	1,779			3,071
	2014	254	240	301	209	204	140	-	-	-	-	-	-	1,348	-24.2%	▼	1,348
Misdemeanor	2013	34	30	26	30	42	26	39	30	22	42	42	27	188			390
	2014	26	41	35	40	38	40	-	-	-	-	-	-	220	17.0%	▲	220
Non-Capital Felonies and Related Matters	2013	108	92	181	184	112	102	180	118	85	202	72	124	779			1,560
	2014	132	137	153	148	118	135	-	-	-	-	-	-	823	5.6%	▲	823
Other	2013	20	24	20	24	32	31	25	22	17	19	13	16	151			263
	2014	20	24	19	29	27	20	-	-	-	-	-	-	139	-7.9%	▼	139
Other Criminally Related Matters	2013	5	7	6	4	3	5	8	2	4	8	9	4	30			65
	2014	4	3	1	6	12	7	-	-	-	-	-	-	33	10.0%	▲	33
Probates/Wills and Trusts - Level 1	2013	-	-	-	-	-	-	-	-	-	-	-	1	0			1
	2014	1	1	-	2	-	-	-	-	-	-	-	-	4	0.0%	↔	4
Probates/Wills and Trusts - Level 2	2013	3	3	2	2	2	9	4	8	2	7	4	4	21			50
	2014	4	1	3	8	5	4	-	-	-	-	-	-	25	19.0%	▲	25
Uncontested Divorce	2013	21	20	29	25	25	15	23	24	21	18	12	23	135			256
	2014	40	17	24	32	22	15	-	-	-	-	-	-	150	11.1%	▲	150

Type of Court: Circuit
Locale/Circuit: Stafford 15
Start/End Date: Jan-13 / Jun-14
Type of Case: Filings
AVG. Month: 754
2013 AVG Month: 785
2014 AVG Month: 692
Jan-Jun 2013: 5,214
Jan-Jun 2014: 4,149
Filings Trending: Downward ▼

D
a
s
h
b
o
a
r
d

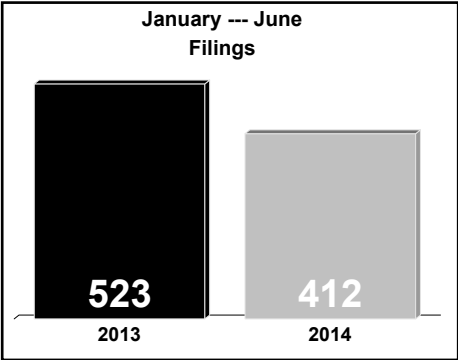
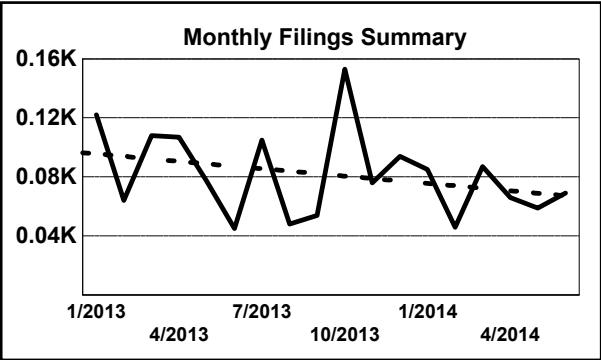


	Jan	Feb	Mar	Apr	May	Jun	Jul	Aug	Sep	Oct	Nov	Dec	Thru Jun	% Change	Trending	Total
2013	1,064	809	913	904	882	642	703	808	588	850	648	613	5,214			9,424
2014	680	708	638	646	743	734	-	-	-	-	-	-	4,149	-20.4%	▼	4,149

		Jan	Feb	Mar	Apr	May	Jun	Jul	Aug	Sep	Oct	Nov	Dec	Thru Jun	% Change	Trending	Total
Administrative Law	2013	-	-	2	-	1	1	4	2	-	3	-	2	4			15
	2014	-	-	-	4	3	1	-	-	-	-	-	-	8	100.0%	▲	8
Contested Divorce	2013	14	6	12	8	8	15	9	13	7	10	8	11	63			121
	2014	10	9	10	10	10	9	-	-	-	-	-	-	58	-7.9%	▼	58
Domestic and Family - Level 1	2013	8	5	14	2	20	8	9	13	7	4	7	20	57			117
	2014	4	1	10	8	3	8	-	-	-	-	-	-	34	-40.4%	▼	34
Domestic and Family - Level 2	2013	4	2	3	5	9	9	7	5	7	3	2	9	32			65
	2014	6	1	3	3	4	6	-	-	-	-	-	-	23	-28.1%	▼	23
General Civil - Level 1	2013	-	2	1	1	2	-	2	2	-	1	1	-	6			12
	2014	2	1	3	2	1	1	-	-	-	-	-	-	10	66.7%	▲	10
General Civil - Level 2	2013	13	21	24	12	26	9	24	16	19	25	36	26	105			251
	2014	21	11	12	18	18	19	-	-	-	-	-	-	99	-5.7%	▼	99
General Civil - Level 3	2013	10	6	11	9	9	11	9	13	5	15	8	7	56			113
	2014	10	18	11	9	7	3	-	-	-	-	-	-	58	3.6%	▲	58
Miscellaneous	2013	469	406	377	281	225	203	241	216	210	268	239	200	1,961			3,335
	2014	247	234	241	204	234	177	-	-	-	-	-	-	1,337	-31.8%	▼	1,337
Misdemeanor	2013	127	96	96	118	150	83	79	132	63	118	97	70	670			1,229
	2014	109	80	76	113	80	67	-	-	-	-	-	-	525	-21.6%	▼	525
Non-Capital Felonies and Related Matters	2013	366	233	339	407	391	260	263	362	226	362	213	235	1,996			3,657
	2014	236	309	228	225	346	375	-	-	-	-	-	-	1,719	-13.9%	▼	1,719
Other	2013	3	1	1	2	7	2	2	-	-	1	-	-	16			19
	2014	1	-	-	-	-	6	-	-	-	-	-	-	7	-56.3%	▼	7
Other Criminally Related Matters	2013	8	2	7	13	8	12	17	7	14	12	17	11	50			128
	2014	11	15	16	14	11	22	-	-	-	-	-	-	89	78.0%	▲	89
Probates/Wills and Trusts - Level 1	2013	-	-	-	1	-	-	-	-	-	-	-	-	1			1
	2014	-	-	-	-	1	-	-	-	-	-	-	-	1	0.0%	↔	1
Probates/Wills and Trusts - Level 2	2013	5	3	1	7	4	4	2	-	1	1	2	1	24			31
	2014	2	3	1	2	4	3	-	-	-	-	-	-	15	-37.5%	▼	15
Uncontested Divorce	2013	37	26	25	38	22	25	35	27	29	27	18	21	173			330
	2014	21	26	27	34	21	37	-	-	-	-	-	-	166	-4.0%	▼	166

Type of Court: Circuit
Locale/Circuit: Westmoreland 15
Start/End Date: Jan-13 / Jun-14
Type of Case: Filings
AVG. Month: 81
2013 AVG Month: 88
2014 AVG Month: 69
Jan-Jun 2013: 523
Jan-Jun 2014: 412
Filings Trending: Downward ▼

D
a
s
h
b
o
a
r
d

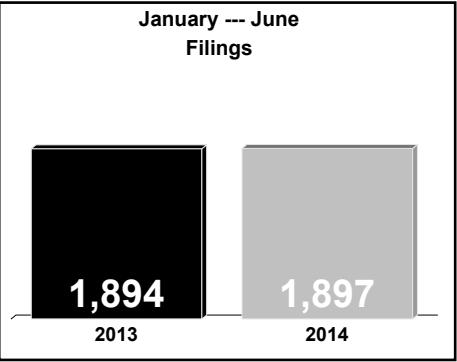
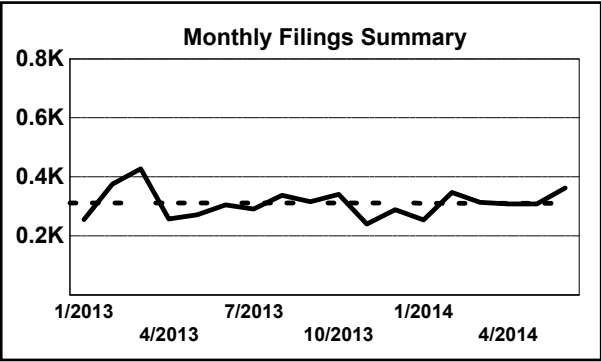


	Jan	Feb	Mar	Apr	May	<u>Jun</u>	Jul	Aug	Sep	Oct	Nov	Dec	Thru Jun	% Change	Trending	<u>Total</u>
2013	122	64	108	107	77	45	105	48	54	153	76	94	523			1,053
2014	85	46	87	66	59	69	-	-	-	-	-	-	412	-21.2%	▼	412

		Jan	Feb	Mar	Apr	May	<u>Jun</u>	Jul	Aug	Sep	Oct	Nov	Dec	Thru Jun	% Change	Trending	<u>Total</u>
Contested Divorce	2013	1	-	4	-	-	-	3	-	1	-	-	-	5			9
	2014	2	-	2	1	2	1	-	-	-	-	-	-	8	60.0%	▲	8
Domestic and Family - Level 1	2013	-	1	-	-	-	-	2	2	-	-	1	-	1	100.0%	▲	6
	2014	-	-	-	1	1	-	-	-	-	-	-	-	2			2
Domestic and Family - Level 2	2013	-	-	1	2	-	-	-	1	-	1	-	-	3			5
	2014	1	1	2	2	-	-	-	-	-	-	-	-	6	100.0%	▲	6
General Civil - Level 1	2013	-	-	-	-	-	-	-	1	-	-	-	-	0			1
	2014	-	1	-	1	-	-	-	-	-	-	-	-	2	0.0%	↔	2
General Civil - Level 2	2013	3	-	2	1	5	1	4	2	-	2	1	4	12			25
	2014	2	2	-	-	1	3	-	-	-	-	-	-	8	-33.3%	▼	8
General Civil - Level 3	2013	2	2	1	-	1	2	1	-	2	1	10	2	8			24
	2014	2	-	1	2	2	1	-	-	-	-	-	-	8	0.0%	↔	8
Miscellaneous	2013	53	51	37	35	19	17	10	22	18	18	31	13	212			324
	2014	32	23	37	31	23	23	-	-	-	-	-	-	169	-20.3%	▼	169
Misdemeanor	2013	15	2	5	14	10	5	7	10	10	7	12	13	51			110
	2014	9	10	4	8	3	12	-	-	-	-	-	-	46	-9.8%	▼	46
Non-Capital Felonies and Related Matters	2013	41	8	48	48	18	6	75	3	18	114	9	56	169			444
	2014	28	9	35	19	22	24	-	-	-	-	-	-	137	-18.9%	▼	137
Other	2013	2	-	-	-	1	1	-	-	4	-	1	2	4			11
	2014	-	-	-	-	1	1	-	-	-	-	-	-	2	-50.0%	▼	2
Other Criminally Related Matters	2013	4	-	7	6	22	11	3	6	-	7	10	3	50			79
	2014	9	-	5	-	2	1	-	-	-	-	-	-	17	-66.0%	▼	17
Probates/Wills and Trusts	2013	-	-	-	-	-	1	-	-	-	-	-	-	1			1
Probates/Wills and Trusts - Level 2	2013	-	-	-	-	-	-	-	-	-	1	1	-	0			2
	2014	-	-	1	-	-	-	-	-	-	-	-	-	1	0.0%	↔	1
Uncontested Divorce	2013	1	-	3	1	1	1	-	1	1	2	-	1	7			12
	2014	-	-	-	1	2	3	-	-	-	-	-	-	6	-14.3%	▼	6

Type of Court: Circuit
Locale/Circuit: Fredericksburg 15
Start/End Date: Jan-13 / Jun-14
Type of Case: Filings
AVG. Month: 311
2013 AVG Month: 309
2014 AVG Month: 316
Jan-Jun 2013: 1,894
Jan-Jun 2014: 1,897
Filings Trending: Steady ↔

D
a
s
h
b
o
a
r
d

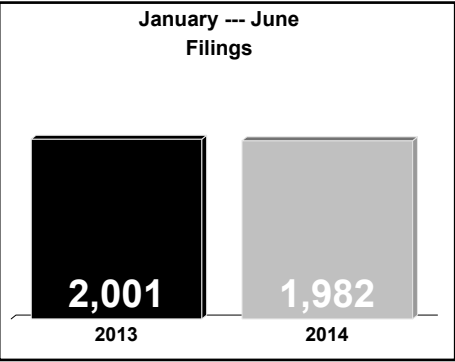
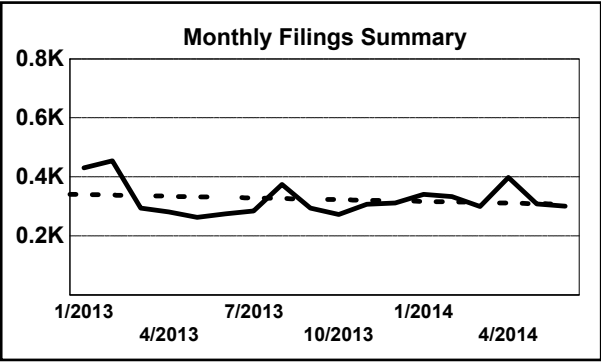


	Jan	Feb	Mar	Apr	May	Jun	Jul	Aug	Sep	Oct	Nov	Dec	Thru Jun	% Change	Trending	Total
2013	256	376	427	258	272	305	291	338	316	341	240	289	1,894			3,709
2014	254	348	314	309	309	363	-	-	-	-	-	-	1,897	0.2%	▲	1,897

		Jan	Feb	Mar	Apr	May	Jun	Jul	Aug	Sep	Oct	Nov	Dec	Thru Jun	% Change	Trending	Total
Administrative Law	2013	-	1	2	2	-	-	-	3	-	-	-	1	5			9
	2014	-	-	-	-	2	-	-	-	-	-	-	-	2	-60.0%	▼	2
Contested Divorce	2013	9	11	8	13	16	6	14	12	13	12	9	4	63	17.5%	▲	127
	2014	14	16	17	9	9	9	-	-	-	-	-	-	74			74
Domestic and Family - Level 1	2013	-	-	1	8	5	4	2	7	11	19	2	3	18	27.8%	▲	62
	2014	6	9	1	2	1	4	-	-	-	-	-	-	23			23
Domestic and Family - Level 2	2013	2	3	1	4	1	3	2	1	-	12	6	1	14	57.1%	▲	36
	2014	-	1	1	9	5	6	-	-	-	-	-	-	22			22
General Civil - Level 1	2013	-	2	2	2	-	-	-	1	-	-	-	-	6			7
	2014	3	-	-	2	1	3	-	-	-	-	-	-	9	50.0%	▲	9
General Civil - Level 2	2013	14	9	10	15	16	12	6	10	8	7	8	10	76			125
	2014	7	6	7	5	11	11	-	-	-	-	-	-	47	-38.2%	▼	47
General Civil - Level 3	2013	3	6	5	5	1	2	5	8	5	5	2	4	22			51
	2014	-	3	8	6	3	-	-	-	-	-	-	-	20	-9.1%	▼	20
Miscellaneous	2013	66	52	52	37	29	38	36	45	28	41	34	32	274			490
	2014	44	36	40	42	36	24	-	-	-	-	-	-	222	-19.0%	▼	222
Misdemeanor	2013	28	73	61	28	41	45	50	57	48	44	28	33	276			536
	2014	56	63	44	46	37	49	-	-	-	-	-	-	295	6.9%	▲	295
Non-Capital Felonies and Related Matters	2013	116	177	251	116	134	160	132	165	176	168	113	175	954			1,883
	2014	99	176	163	145	173	204	-	-	-	-	-	-	960	0.6%	▲	960
Other	2013	1	2	-	-	-	1	1	2	3	3	-	-	4			13
	2014	1	1	-	2	8	4	-	-	-	-	-	-	16	300.0%	▲	16
Other Criminally Related Matters	2013	1	6	3	5	7	7	10	4	3	4	2	5	29	75.9%	▲	57
	2014	3	11	3	7	2	25	-	-	-	-	-	-	51			51
Probates/Wills and Trusts - Level 2	2013	-	1	-	-	1	-	-	1	1	1	-	1	2			6
	2014	1	1	1	-	-	1	-	-	-	-	-	-	4	100.0%	▲	4
Uncontested Divorce	2013	16	33	31	23	21	27	33	22	20	25	36	20	151			307
	2014	20	25	29	34	21	23	-	-	-	-	-	-	152	0.7%	▲	152

Type of Court: Circuit
Locale/Circuit: Albemarle 16
Start/End Date: Jan-13 / Jun-14
Type of Case: Filings
AVG. Month: 324
2013 AVG Month: 321
2014 AVG Month: 330
Jan-Jun 2013: 2,001
Jan-Jun 2014: 1,982
Filings Trending: Steady ↔

D
a
s
h
b
o
a
r
d



	Jan	Feb	Mar	Apr	May	<u>Jun</u>	Jul	Aug	Sep	Oct	Nov	Dec	Thru Jun	% Change	Trending	<u>Total</u>
2013	431	455	295	282	263	275	285	375	295	273	308	312	2,001			3,849
2014	341	333	300	398	309	301	-	-	-	-	-	-	1,982	-0.9%	▼	1,982

		Jan	Feb	Mar	Apr	May	<u>Jun</u>	Jul	Aug	Sep	Oct	Nov	Dec	Thru Jun	% Change	Trending	<u>Total</u>
Administrative Law	2013	1	-	1	-	-	-	-	-	-	-	-	-	2			2
	2014	-	-	-	1	-	-	-	-	-	-	-	-	1	-50.0%	▼	1
Contested Divorce	2013	4	10	2	4	8	5	9	9	5	8	2	4	33			70
	2014	4	9	8	4	8	6	-	-	-	-	-	-	39	18.2%	▲	39
Domestic and Family - Level 1	2013	5	2	-	2	4	1	11	5	3	4	2	-	14			39
	2014	3	5	3	2	1	-	-	-	-	-	-	-	14	0.0%	↔	14
Domestic and Family - Level 2	2013	3	4	-	4	1	3	1	4	3	1	1	2	15			27
	2014	2	4	5	2	-	4	-	-	-	-	-	-	17	13.3%	▲	17
General Civil - Level 1	2013	3	3	1	-	3	5	-	2	2	1	1	2	15			23
	2014	-	1	-	1	2	2	-	-	-	-	-	-	6	-60.0%	▼	6
General Civil - Level 2	2013	56	29	40	21	30	28	12	47	53	28	46	33	204			423
	2014	26	37	21	39	44	42	-	-	-	-	-	-	209	2.5%	▲	209
General Civil - Level 3	2013	2	4	4	3	2	7	4	3	6	8	8	5	22			56
	2014	18	15	10	3	7	12	-	-	-	-	-	-	65	195.5%	▲	65
Miscellaneous	2013	234	224	131	144	119	133	144	136	116	124	130	133	985			1,768
	2014	172	155	158	175	115	85	-	-	-	-	-	-	860	-12.7%	▼	860
Misdemeanor	2013	16	24	15	16	17	22	12	16	19	30	14	16	110			217
	2014	13	31	14	18	12	9	-	-	-	-	-	-	97	-11.8%	▼	97
Non-Capital Felonies and Related Matters	2013	69	121	70	52	57	38	65	129	59	52	78	99	407			889
	2014	86	53	50	119	101	93	-	-	-	-	-	-	502	23.3%	▲	502
Other	2013	9	17	8	8	4	9	9	3	8	3	1	4	55			83
	2014	2	2	3	8	4	23	-	-	-	-	-	-	42	-23.6%	▼	42
Other Criminally Related Matters	2013	11	-	2	2	-	1	2	1	2	2	7	4	16			34
	2014	1	-	5	4	4	4	-	-	-	-	-	-	18	12.5%	▲	18
Probates/Wills and Trusts - Level 1	2013	-	-	-	-	-	-	-	1	-	1	-	-	0			2
	2014	1	-	-	-	-	-	-	-	-	-	-	-	1	0.0%	↔	1
Probates/Wills and Trusts - Level 2	2013	-	-	1	-	-	3	1	-	1	-	-	-	4			6
	2014	1	3	-	3	1	3	-	-	-	-	-	-	11	175.0%	▲	11
Protective Orders	2013	-	-	-	-	-	-	-	1	1	1	1	2	0			6
	2014	2	2	1	1	1	-	-	-	-	-	-	-	7	0.0%	↔	7
Uncontested Divorce	2013	18	17	20	26	18	20	15	18	17	10	17	8	119			204
	2014	10	16	22	18	9	18	-	-	-	-	-	-	93	-21.8%	▼	93

Type of Court: Circuit

Locale/Circuit: Culpeper 16

Start/End Date: Jan-13 / Jun-14

Type of Case: Filings

AVG. Month: 204

2013 AVG Month: 205

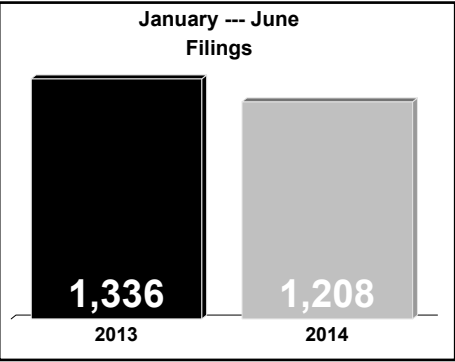
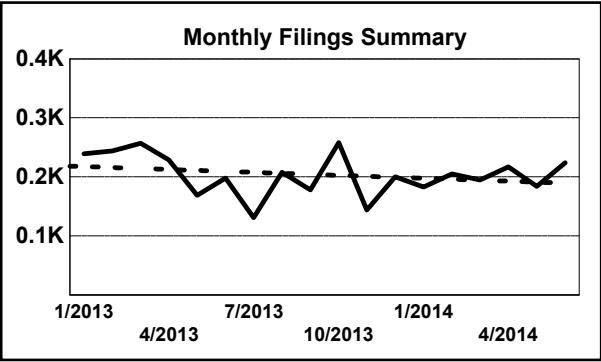
2014 AVG Month: 201

Jan-Jun 2013: 1,336

Jan-Jun 2014: 1,208

Filings Trending: Downward ▼

D
a
s
h
b
o
a
r
d



	Jan	Feb	Mar	Apr	May	<u>Jun</u>	Jul	Aug	Sep	Oct	Nov	Dec	Thru Jun	% Change	Trending	<u>Total</u>
2013	239	244	257	229	169	198	131	208	178	258	144	200	1,336			2,455
2014	183	205	195	217	184	224	-	-	-	-	-	-	1,208	-9.6%	▼	1,208

		Jan	Feb	Mar	Apr	May	<u>Jun</u>	Jul	Aug	Sep	Oct	Nov	Dec	Thru Jun	% Change	Trending	<u>Total</u>
Administrative Law	2013	1	-	1	1	-	-	-	-	-	-	-	-	3			3
	2014	-	1	-	-	-	-	-	-	-	-	-	-	1	-66.7%	▼	1
Contested Divorce	2013	2	8	4	10	1	2	4	4	2	4	2	1	27			44
	2014	2	5	3	3	8	1	-	-	-	-	-	-	22	-18.5%	▼	22
Domestic and Family - Level 1	2013	3	1	4	4	1	8	1	1	10	3	9	2	21			47
	2014	4	3	3	7	2	-	-	-	-	-	-	-	19	-9.5%	▼	19
Domestic and Family - Level 2	2013	1	1	2	4	3	1	2	1	3	3	1	3	12			25
	2014	1	1	6	5	4	5	-	-	-	-	-	-	22	83.3%	▲	22
General Civil - Level 1	2013	1	-	-	1	-	2	-	-	-	-	-	1	4			5
	2014	-	-	-	-	1	-	-	-	-	-	-	-	1	-75.0%	▼	1
General Civil - Level 2	2013	8	6	7	7	7	5	4	5	7	7	8	8	40			79
	2014	4	2	8	5	6	3	-	-	-	-	-	-	28	-30.0%	▼	28
General Civil - Level 3	2013	9	1	2	7	7	7	12	7	10	6	3	3	33			74
	2014	16	5	7	6	4	7	-	-	-	-	-	-	45	36.4%	▲	45
Miscellaneous	2013	163	120	121	96	79	76	58	72	74	75	71	76	655			1,081
	2014	81	92	99	97	66	76	-	-	-	-	-	-	511	-22.0%	▼	511
Misdemeanor	2013	6	17	10	20	12	17	6	29	23	26	9	21	82			196
	2014	15	20	16	25	12	17	-	-	-	-	-	-	105	28.0%	▲	105
Non-Capital Felonies and Related Matters	2013	30	74	91	53	40	68	22	69	30	119	26	77	356			699
	2014	41	57	37	53	63	95	-	-	-	-	-	-	346	-2.8%	▼	346
Other	2013	3	2	4	6	7	3	4	5	2	5	4	1	25			46
	2014	3	3	1	5	5	4	-	-	-	-	-	-	21	-16.0%	▼	21
Other Criminally Related Matters	2013	4	1	1	4	2	-	5	2	3	2	-	2	12			26
	2014	-	4	1	1	-	-	-	-	-	-	-	-	6	-50.0%	▼	6
Probates/Wills and Trusts - Level 1	2013	1	-	-	1	-	-	2	-	1	-	-	-	2			5
	2014	-	-	1	-	-	1	-	-	-	-	-	-	2	0.0%	↔	2
Probates/Wills and Trusts - Level 2	2013	1	1	2	1	-	1	1	4	2	-	2	1	6			16
	2014	-	-	4	2	2	2	-	-	-	-	-	-	10	66.7%	▲	10
Uncontested Divorce	2013	6	12	8	14	10	8	10	9	11	8	9	4	58			109
	2014	16	12	9	8	11	13	-	-	-	-	-	-	69	19.0%	▲	69

Type of Court: Circuit

Locale/Circuit: Fluvanna 16

Start/End Date: Jan-13 / Jun-14

Type of Case: Filings

AVG. Month: 101

2013 AVG Month: 97

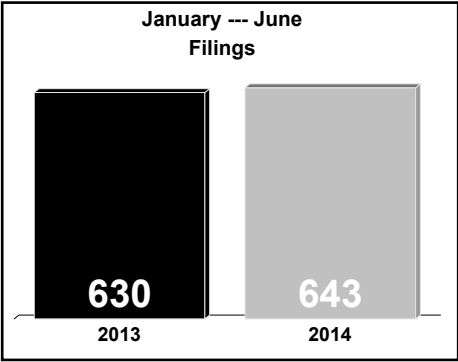
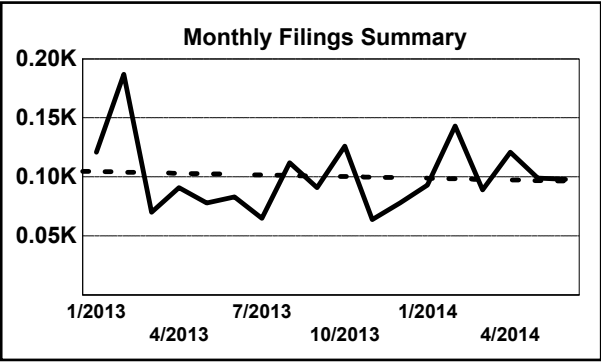
2014 AVG Month: 107

Jan-Jun 2013: 630

Jan-Jun 2014: 643

Filings Trending: Steady ⇄

D
a
s
h
b
o
a
r
d

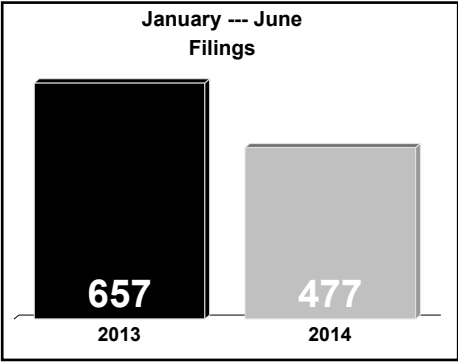
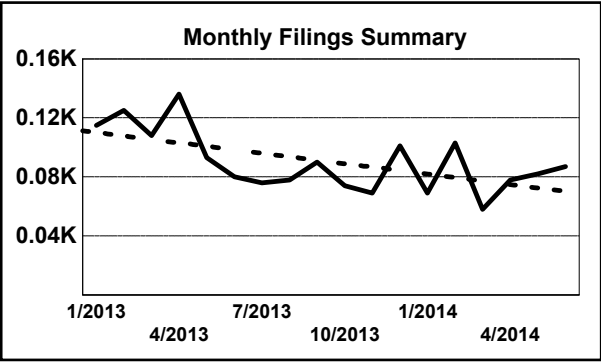


	Jan	Feb	Mar	Apr	May	<u>Jun</u>	Jul	Aug	Sep	Oct	Nov	Dec	Thru Jun	% Change	Trending	<u>Total</u>
2013	121	187	70	91	78	83	65	112	91	126	64	78	630			1,166
2014	93	143	89	121	99	98	-	-	-	-	-	-	643	2.1%	▲	643

		Jan	Feb	Mar	Apr	May	<u>Jun</u>	Jul	Aug	Sep	Oct	Nov	Dec	Thru Jun	% Change	Trending	<u>Total</u>
Administrative Law	2013	-	-	-	-	-	-	-	-	1	-	-	1	0			2
Contested Divorce	2013	3	1	1	2	1	-	-	2	3	-	4	1	8	0.0%	⇄	18
	2014	2	1	2	1	1	4	-	-	-	-	-	-	11	37.5%	▲	11
Domestic and Family - Level 1	2013	-	2	-	1	-	3	-	1	1	-	-	2	6	166.7%	▲	10
	2014	4	1	1	-	4	6	-	-	-	-	-	-	16		▲	16
Domestic and Family - Level 2	2013	4	3	-	3	1	-	-	2	4	1	1	-	11			19
	2014	2	1	1	1	13	2	-	-	-	-	-	-	20	81.8%	▲	20
General Civil - Level 1	2013	-	-	-	-	-	-	1	-	-	-	-	-	0			1
General Civil - Level 2	2013	2	5	2	1	-	2	2	7	1	4	-	2	12	0.0%	⇄	28
	2014	7	4	3	4	4	3	-	-	-	-	-	-	25	108.3%	▲	25
General Civil - Level 3	2013	1	-	-	2	5	1	2	1	5	-	1	-	9			18
	2014	1	2	4	2	1	1	-	-	-	-	-	-	11	22.2%	▲	11
Miscellaneous	2013	95	79	50	53	49	32	50	52	50	41	48	21	358			620
	2014	52	45	52	49	38	41	-	-	-	-	-	-	277	-22.6%	▼	277
Misdemeanor	2013	4	15	-	12	4	7	-	10	6	16	1	7	42			82
	2014	7	22	12	19	11	7	-	-	-	-	-	-	78	85.7%	▲	78
Non-Capital Felonies and Related Matters	2013	6	81	8	11	10	29	6	27	15	46	6	37	145			282
	2014	11	57	11	34	13	19	-	-	-	-	-	-	145	0.0%	⇄	145
Other	2013	-	-	1	1	-	1	-	1	-	-	-	-	3			4
	2014	-	-	-	-	2	2	-	-	-	-	-	-	4	33.3%	▲	4
Other Criminally Related Matters	2013	1	-	-	4	5	4	-	1	-	11	-	3	14			29
	2014	5	3	-	6	6	7	-	-	-	-	-	-	27	92.9%	▲	27
Probates/Wills and Trusts - Level 2	2013	-	-	-	-	-	-	-	2	-	1	1	-	0			4
	2014	1	-	1	1	-	1	-	-	-	-	-	-	4	0.0%	⇄	4
Protective Orders	2013	1	-	-	-	-	-	-	-	-	-	-	-	1			1
Uncontested Divorce	2013	4	1	8	1	3	4	4	6	5	6	2	4	21			48
	2014	1	7	2	4	6	5	-	-	-	-	-	-	25	19.0%	▲	25

Type of Court: Circuit
Locale/Circuit: Goochland 16
Start/End Date: Jan-13 / Jun-14
Type of Case: Filings
AVG. Month: 90
2013 AVG Month: 95
2014 AVG Month: 80
Jan-Jun 2013: 657
Jan-Jun 2014: 477
Filings Trending: Downward ▼

D
a
s
h
b
o
a
r
d

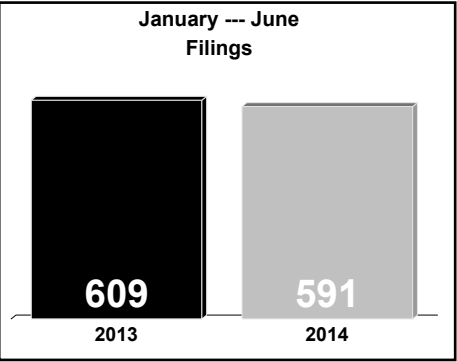
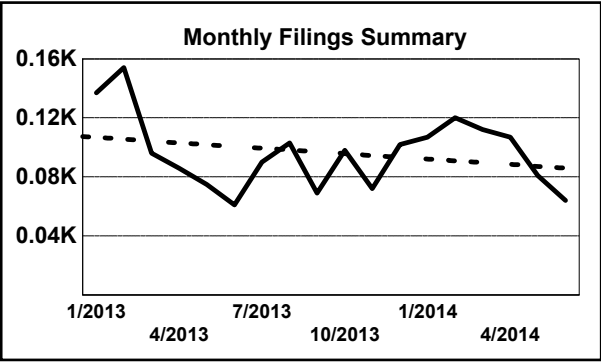


	Jan	Feb	Mar	Apr	May	Jun	Jul	Aug	Sep	Oct	Nov	Dec	Thru Jun	% Change	Trending	Total
2013	115	125	108	136	93	80	76	78	90	74	69	101	657			1,145
2014	69	103	58	78	82	87	-	-	-	-	-	-	477	-27.4%	▼	477

		Jan	Feb	Mar	Apr	May	Jun	Jul	Aug	Sep	Oct	Nov	Dec	Thru Jun	% Change	Trending	Total
Administrative Law	2013	-	-	-	-	-	-	2	-	1	-	-	-	0			3
	2014	-	-	-	-	-	1	-	-	-	-	-	-	1	0.0%	↔	1
Contested Divorce	2013	1	2	1	2	2	1	1	1	3	-	-	-	9			14
	2014	1	3	2	1	4	-	-	-	-	-	-	-	11	22.2%	▲	11
Domestic and Family - Level 1	2013	1	1	6	1	-	2	3	3	-	1	4	1	11			23
	2014	2	-	1	-	-	-	-	-	-	-	-	-	3	-72.7%	▼	3
Domestic and Family - Level 2	2013	1	3	2	-	-	1	-	-	-	1	-	2	7			10
	2014	1	2	1	-	2	-	-	-	-	-	-	-	6	-14.3%	▼	6
General Civil - Level 1	2013	1	-	-	-	-	1	-	-	-	-	1	-	2			3
	2014	5	5	1	2	4	2	2	2	6	2	3	2	19			36
General Civil - Level 2	2013	5	5	1	2	4	2	2	2	6	2	3	2	19			36
	2014	2	-	2	6	5	2	-	-	-	-	-	-	17	-10.5%	▼	17
General Civil - Level 3	2013	1	3	5	1	-	-	-	4	1	1	-	-	10			16
	2014	2	-	-	-	1	2	-	-	-	-	-	-	5	-50.0%	▼	5
Miscellaneous	2013	85	84	63	48	59	32	38	36	55	35	48	51	371			634
	2014	49	41	37	41	43	34	-	-	-	-	-	-	245	-34.0%	▼	245
Misdemeanor	2013	9	7	15	13	10	14	15	6	12	15	7	24	68			147
	2014	3	16	9	8	16	17	-	-	-	-	-	-	69	1.5%	▲	69
Non-Capital Felonies and Related Matters	2013	4	15	4	61	5	21	6	17	-	10	4	13	110			160
	2014	1	32	1	18	7	20	-	-	-	-	-	-	79	-28.2%	▼	79
Other	2013	1	2	2	3	3	1	1	2	1	2	1	-	12			19
	2014	3	1	3	-	1	3	-	-	-	-	-	-	11	-8.3%	▼	11
Other Criminally Related Matters	2013	4	-	3	2	7	4	2	1	4	1	1	2	20			31
	2014	-	4	1	-	1	6	-	-	-	-	-	-	12	-40.0%	▼	12
Probates/Wills and Trusts	2013	-	-	-	-	-	-	-	-	1	-	-	-	0			1
Probates/Wills and Trusts - Level 2	2013	-	-	1	-	-	-	1	-	2	1	-	-	1	0.0%	↔	5
	2014	-	-	-	-	-	1	-	-	-	-	-	-	1	0.0%	↔	1
Uncontested Divorce	2013	2	3	5	3	3	1	5	6	4	5	-	6	17			43
	2014	5	4	1	4	2	1	-	-	-	-	-	-	17	0.0%	↔	17

Type of Court: Circuit
Locale/Circuit: Greene 16
Start/End Date: Jan-13 / Jun-14
Type of Case: Filings
AVG. Month: 96
2013 AVG Month: 95
2014 AVG Month: 99
Jan-Jun 2013: 609
Jan-Jun 2014: 591
Filings Trending: Downward ▼

D
a
s
h
b
o
a
r
d

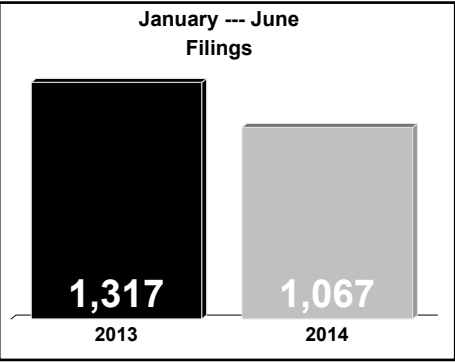
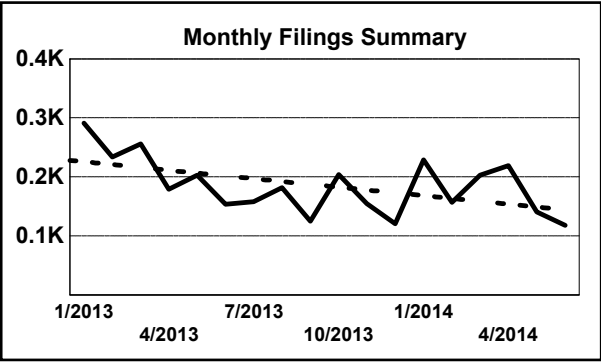


	Jan	Feb	Mar	Apr	May	<u>Jun</u>	Jul	Aug	Sep	Oct	Nov	Dec	Thru Jun	% Change	Trending	Total
2013	137	154	96	86	75	61	90	103	69	98	72	102	609			1,143
2014	107	120	112	107	81	64	-	-	-	-	-	-	591	-3.0%	▼	591

		Jan	Feb	Mar	Apr	May	<u>Jun</u>	Jul	Aug	Sep	Oct	Nov	Dec	Thru Jun	% Change	Trending	Total
Contested Divorce	2013	4	1	3	-	1	-	2	1	3	1	-	2	9			18
	2014	-	2	-	4	1	3	-	-	-	-	-	-	10	11.1%	▲	10
Domestic and Family - Level 1	2013	-	1	2	-	-	-	1	-	-	1	2	-	3	0.0%	↔	7
	2014	-	2	1	-	-	-	-	-	-	-	-	-	3	0.0%	↔	3
Domestic and Family - Level 2	2013	-	1	1	1	1	1	-	1	-	2	2	1	5			11
	2014	2	2	1	-	-	-	-	-	-	-	-	-	5	0.0%	↔	5
General Civil - Level 2	2013	1	1	2	3	4	2	1	8	1	2	3	-	13			28
	2014	2	1	1	3	2	2	-	-	-	-	-	-	11	-15.4%	▼	11
General Civil - Level 3	2013	-	1	2	1	1	1	5	2	1	1	-	-	6			15
	2014	1	-	1	-	8	-	-	-	-	-	-	-	10	66.7%	▲	10
Miscellaneous	2013	102	111	59	38	45	25	33	48	45	53	46	60	380			665
	2014	53	90	68	55	48	37	-	-	-	-	-	-	351	-7.6%	▼	351
Misdemeanor	2013	2	5	9	8	1	8	5	4	-	7	4	7	33			60
	2014	6	7	7	20	3	4	-	-	-	-	-	-	47	42.4%	▲	47
Non-Capital Felonies and Related Matters	2013	18	18	12	18	8	11	33	24	8	21	10	18	85			199
	2014	30	3	27	15	15	13	-	-	-	-	-	-	103	21.2%	▲	103
Other	2013	7	11	5	11	8	5	7	9	6	6	1	6	47			82
	2014	7	9	4	3	3	2	-	-	-	-	-	-	28	-40.4%	▼	28
Other Criminally Related Matters	2013	2	1	-	-	1	5	2	2	1	2	3	2	9			21
	2014	1	1	2	2	-	1	-	-	-	-	-	-	7	-22.2%	▼	7
Probates/Wills and Trusts - Level 2	2013	-	-	-	-	1	1	-	2	-	-	1	-	2			5
	2014	1	-	-	1	-	-	-	-	-	-	-	-	2	0.0%	↔	2
Uncontested Divorce	2013	1	3	1	6	4	2	1	2	4	2	-	6	17			32
	2014	4	3	-	4	1	2	-	-	-	-	-	-	14	-17.6%	▼	14

Type of Court: Circuit
Locale/Circuit: Louisa 16
Start/End Date: Jan-13 / Jun-14
Type of Case: Filings
AVG. Month: 185
2013 AVG Month: 189
2014 AVG Month: 178
Jan-Jun 2013: 1,317
Jan-Jun 2014: 1,067
Filings Trending: Downward ▼

D
a
s
h
b
o
a
r
d



	Jan	Feb	Mar	Apr	May	<u>Jun</u>	Jul	Aug	Sep	Oct	Nov	Dec	Thru Jun	% Change	Trending	<u>Total</u>
2013	291	234	256	179	203	154	158	182	125	204	155	121	1,317			2,262
2014	229	157	203	219	141	118	-	-	-	-	-	-	1,067	-19.0%	▼	1,067

		Jan	Feb	Mar	Apr	May	<u>Jun</u>	Jul	Aug	Sep	Oct	Nov	Dec	Thru Jun	% Change	Trending	<u>Total</u>
Administrative Law	2013	-	-	-	-	1	-	1	-	-	1	-	-	1			3
	2014	-	-	-	-	-	1	-	-	-	-	-	-	1	0.0%	↔	1
Contested Divorce	2013	3	2	5	2	3	-	2	5	4	1	1	-	15			28
	2014	1	4	3	2	3	6	-	-	-	-	-	-	19	26.7%	▲	19
Domestic and Family - Level 1	2013	2	2	2	1	-	-	5	-	-	1	-	3	7			16
	2014	-	6	-	1	-	-	-	-	-	-	-	-	7	0.0%	↔	7
Domestic and Family - Level 2	2013	1	6	-	2	2	2	3	4	-	6	2	-	13			28
	2014	1	4	1	3	4	2	-	-	-	-	-	-	15	15.4%	▲	15
General Civil - Level 1	2013	-	-	-	1	-	-	-	1	-	1	-	-	1			3
	2014	-	1	-	-	1	-	-	-	-	-	-	-	2	100.0%	▲	2
General Civil - Level 2	2013	1	4	4	6	2	6	7	4	9	5	7	9	23			64
	2014	11	6	3	4	3	12	-	-	-	-	-	-	39	69.6%	▲	39
General Civil - Level 3	2013	2	1	1	3	2	3	6	-	1	5	5	1	12			30
	2014	2	5	1	2	2	2	-	-	-	-	-	-	14	16.7%	▲	14
Miscellaneous	2013	134	136	119	67	71	49	57	63	55	77	72	55	576			955
	2014	92	70	75	76	59	43	-	-	-	-	-	-	415	-28.0%	▼	415
Misdemeanor	2013	38	17	12	18	12	34	19	21	9	24	9	7	131			220
	2014	30	12	16	22	9	8	-	-	-	-	-	-	97	-26.0%	▼	97
Non-Capital Felonies and Related Matters	2013	63	26	74	45	66	29	24	56	28	46	41	7	303			505
	2014	55	17	73	78	32	13	-	-	-	-	-	-	268	-11.6%	▼	268
Other	2013	26	28	27	26	30	17	25	13	12	23	10	27	154			264
	2014	27	16	16	17	20	23	-	-	-	-	-	-	119	-22.7%	▼	119
Other Criminally Related Matters	2013	11	4	3	5	7	8	4	3	3	6	-	3	38			57
	2014	7	5	7	6	2	5	-	-	-	-	-	-	32	-15.8%	▼	32
Probates/Wills and Trusts	2013	1	2	-	-	-	-	-	-	-	-	-	1	3			4
Probates/Wills and Trusts - Level 2	2013	2	-	-	-	-	-	-	1	1	1	2	2	2			9
	2014	-	-	-	1	2	-	-	-	-	-	-	-	3	50.0%	▲	3
Uncontested Divorce	2013	7	6	9	3	7	6	5	11	3	7	6	6	38			76
	2014	3	11	8	7	4	3	-	-	-	-	-	-	36	-5.3%	▼	36

Type of Court: Circuit

Locale/Circuit: Madison 16

Start/End Date: Jan-13 / Jun-14

Type of Case: Filings

AVG. Month: 69

2013 AVG Month: 68

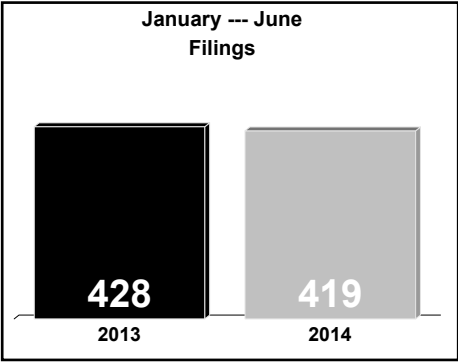
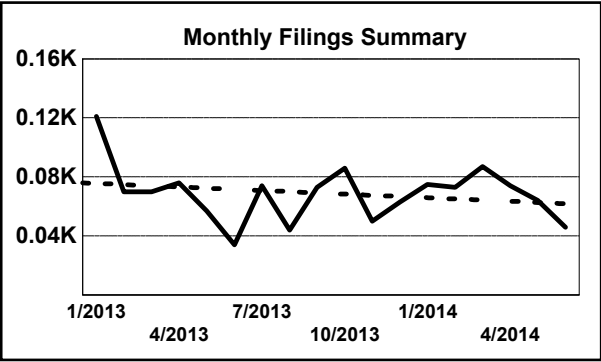
2014 AVG Month: 70

Jan-Jun 2013: 428

Jan-Jun 2014: 419

Filings Trending: Steady ↔

D
a
s
h
b
o
a
r
d



	Jan	Feb	Mar	Apr	May	<u>Jun</u>	Jul	Aug	Sep	Oct	Nov	Dec	Thru Jun	% Change	Trending	Total
2013	121	70	70	76	57	34	74	44	73	86	50	63	428			818
2014	75	73	87	74	64	46	-	-	-	-	-	-	419	-2.1%	▼	419

		Jan	Feb	Mar	Apr	May	<u>Jun</u>	Jul	Aug	Sep	Oct	Nov	Dec	Thru Jun	% Change	Trending	Total
Contested Divorce	2013	3	-	-	2	2	-	-	-	-	-	1	-	7			8
	2014	1	-	-	3	1	1	-	-	-	-	-	-	6	-14.3%	▼	6
Domestic and Family - Level 1	2013	1	-	1	2	-	-	-	3	1	-	-	5	4			13
	2014	-	-	-	-	-	2	-	-	-	-	-	-	2	-50.0%	▼	2
Domestic and Family - Level 2	2013	-	-	-	1	-	-	-	1	1	2	-	1	1			6
	2014	1	-	-	1	-	-	-	-	-	-	-	-	2	100.0%	▲	2
General Civil - Level 1	2013	-	-	-	-	-	-	-	-	-	-	-	1	0			1
	2014	3	3	-	4	3	1	1	-	2	-	-	2	14	0.0%	↔	19
General Civil - Level 2	2013	3	3	-	4	3	1	1	-	2	-	-	2	14			19
	2014	1	-	-	2	2	1	-	-	-	-	-	-	6	-57.1%	▼	6
General Civil - Level 3	2013	-	-	-	4	1	1	-	-	-	2	-	1	6			9
	2014	-	1	1	-	-	4	-	-	-	-	-	-	6	0.0%	↔	6
Miscellaneous	2013	75	42	49	45	27	12	33	20	33	41	35	28	250			440
	2014	50	31	48	43	29	23	-	-	-	-	-	-	224	-10.4%	▼	224
Misdemeanor	2013	-	4	2	5	4	3	5	9	10	7	2	3	18			54
	2014	2	7	1	4	3	-	-	-	-	-	-	-	17	-5.6%	▼	17
Non-Capital Felonies and Related Matters	2013	8	4	3	6	4	7	18	3	13	21	4	2	32			93
	2014	11	11	27	8	17	7	-	-	-	-	-	-	81	153.1%	▲	81
Other	2013	24	15	15	6	14	10	12	6	9	10	5	13	84			139
	2014	8	16	9	7	4	6	-	-	-	-	-	-	50	-40.5%	▼	50
Other Criminally Related Matters	2013	4	-	-	-	-	-	2	1	1	2	-	3	4			13
	2014	-	2	-	1	5	-	-	-	-	-	-	-	8	100.0%	▲	8
Probates/Wills and Trusts	2013	-	-	-	-	-	-	1	-	1	-	-	-	0			2
Probates/Wills and Trusts	2013	-	1	-	-	-	-	-	-	-	1	1	-	1	0.0%	↔	3
Uncontested Divorce	2013	3	1	-	1	2	-	2	1	2	-	2	4	7			18
	2014	1	5	1	5	3	2	-	-	-	-	-	-	17	142.9%	▲	17

Type of Court: Circuit

Locale/Circuit: Orange 16

Start/End Date: Jan-13 / Jun-14

Type of Case: Filings

AVG. Month: 132

2013 AVG Month: 123

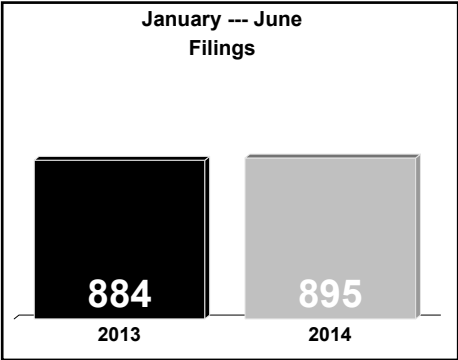
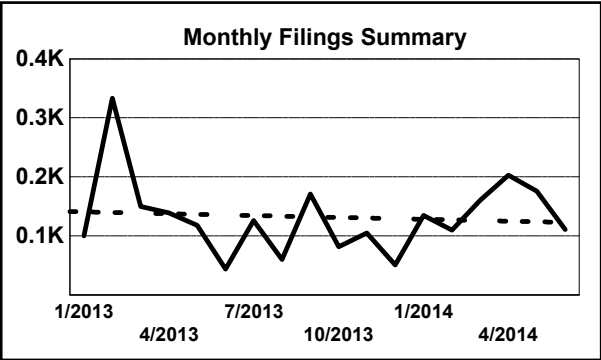
2014 AVG Month: 149

Jan-Jun 2013: 884

Jan-Jun 2014: 895

Filings Trending: Steady ↔

D
a
s
h
b
o
a
r
d

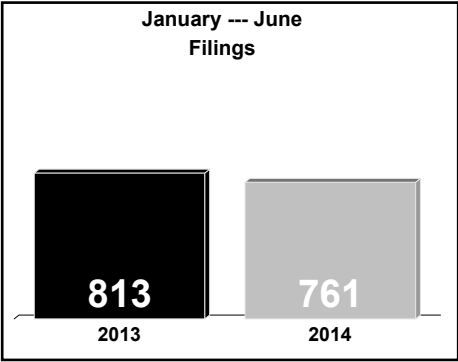
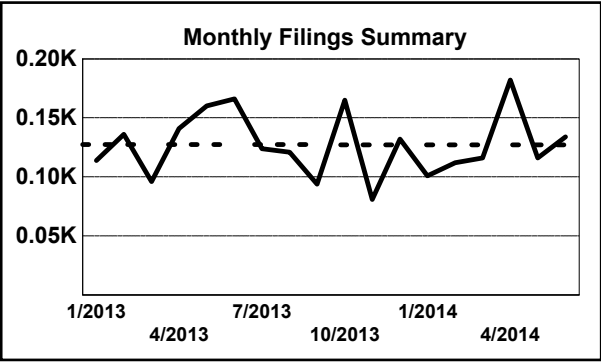


	Jan	Feb	Mar	Apr	May	Jun	Jul	Aug	Sep	Oct	Nov	Dec	Thru Jun	% Change	Trending	Total
2013	100	333	150	139	118	44	126	60	171	82	105	51	884			1,479
2014	135	110	160	203	176	111	-	-	-	-	-	-	895	1.2%	▲	895

		Jan	Feb	Mar	Apr	May	Jun	Jul	Aug	Sep	Oct	Nov	Dec	Thru Jun	% Change	Trending	Total
Administrative Law	2013	1	-	-	-	-	-	-	-	1	-	1	-	1			3
	2014	-	1	1	1	-	-	-	-	-	-	-	-	3	200.0%	▲	3
Contested Divorce	2013	1	3	3	3	1	1	1	4	2	1	1	2	12			23
	2014	2	3	2	3	2	2	-	-	-	-	-	-	14	16.7%	▲	14
Domestic and Family - Level 1	2013	-	-	-	-	6	-	-	2	-	4	-	-	6			12
	2014	2	4	-	4	2	2	-	-	-	-	-	-	14	133.3%	▲	14
Domestic and Family - Level 2	2013	1	-	2	1	5	-	3	-	-	-	3	1	9			16
	2014	2	2	4	2	4	4	-	-	-	-	-	-	18	100.0%	▲	18
General Civil - Level 1	2013	-	1	-	-	-	-	-	-	-	2	1	-	1			4
	2014	-	-	-	-	1	-	-	-	-	-	-	-	1	0.0%	↔	1
General Civil - Level 2	2013	6	-	5	9	5	2	6	4	7	4	2	5	27			55
	2014	3	2	3	2	9	5	-	-	-	-	-	-	24	-11.1%	▼	24
General Civil - Level 3	2013	9	20	1	1	3	-	2	3	3	3	1	3	34			49
	2014	1	8	16	7	-	2	-	-	-	-	-	-	34	0.0%	↔	34
Miscellaneous	2013	31	254	63	102	7	10	10	13	12	6	9	5	467			522
	2014	65	68	83	86	60	52	-	-	-	-	-	-	414	-11.3%	▼	414
Misdemeanor	2013	2	5	21	1	17	2	12	8	17	7	11	-	48			103
	2014	7	3	8	11	20	7	-	-	-	-	-	-	56	16.7%	▲	56
Non-Capital Felonies and Related Matters	2013	38	45	34	17	64	17	82	16	121	39	69	24	215			566
	2014	39	14	33	76	68	28	-	-	-	-	-	-	258	20.0%	▲	258
Other	2013	-	1	6	2	1	4	3	2	3	6	1	1	14			30
	2014	2	-	1	-	2	4	-	-	-	-	-	-	9	-35.7%	▼	9
Other Criminally Related Matters	2013	3	-	1	-	2	-	1	4	-	3	-	-	6			14
	2014	3	-	-	4	1	1	-	-	-	-	-	-	9	50.0%	▲	9
Probates/Wills and Trusts	2013	-	-	-	-	-	-	1	-	-	-	-	-	0			1
Probates/Wills and Trusts - Level 2	2013	2	-	-	1	-	-	3	-	-	-	-	2	3	0.0%	↔	8
	2014	1	-	2	-	2	-	-	-	-	-	-	-	5	66.7%	▲	5
Uncontested Divorce	2013	6	4	14	2	7	8	2	4	5	7	6	8	41			73
	2014	8	5	7	7	5	4	-	-	-	-	-	-	36	-12.2%	▼	36

Type of Court: Circuit
Locale/Circuit: Charlottesville 16
Start/End Date: Jan-13 / Jun-14
Type of Case: Filings
AVG. Month: 127
2013 AVG Month: 128
2014 AVG Month: 127
Jan-Jun 2013: 813
Jan-Jun 2014: 761
Filings Trending: Downward ▼

D
a
s
h
b
o
a
r
d



	Jan	Feb	Mar	Apr	May	<u>Jun</u>	Jul	Aug	Sep	Oct	Nov	Dec	Thru Jun	% Change	Trending	<u>Total</u>
2013	114	136	96	141	160	166	124	121	94	165	81	132	813			1,530
2014	101	112	116	182	116	134	-	-	-	-	-	-	761	-6.4%	▼	761

		Jan	Feb	Mar	Apr	May	<u>Jun</u>	Jul	Aug	Sep	Oct	Nov	Dec	Thru Jun	% Change	Trending	<u>Total</u>
Administrative Law	2013	-	-	-	-	-	-	-	-	1	-	-	1	0			2
	2014	-	1	-	-	1	-	-	-	-	-	-	-	2	0.0%	↔	2
Contested Divorce	2013	2	1	2	1	1	-	2	-	-	-	1	2	7			12
	2014	2	1	1	-	1	2	-	-	-	-	-	-	7	0.0%	↔	7
Domestic and Family - Level 1	2013	1	2	1	2	5	1	5	3	4	2	1	3	12			30
	2014	5	-	6	2	-	4	-	-	-	-	-	-	17	41.7%	▲	17
Domestic and Family - Level 2	2013	2	-	-	2	-	-	-	2	1	1	1	1	4			10
	2014	1	3	2	1	1	1	-	-	-	-	-	-	9	125.0%	▲	9
General Civil - Level 1	2013	1	1	1	1	2	-	1	2	-	2	-	-	6			11
	2014	-	-	-	3	-	1	-	-	-	-	-	-	4	-33.3%	▼	4
General Civil - Level 2	2013	7	7	13	7	9	9	9	11	9	11	9	9	52			110
	2014	9	13	12	8	8	4	-	-	-	-	-	-	54	3.8%	▲	54
General Civil - Level 3	2013	6	4	3	4	7	9	5	3	1	6	3	6	33			57
	2014	8	7	5	7	4	3	-	-	-	-	-	-	34	3.0%	▲	34
Miscellaneous	2013	42	41	19	25	37	18	14	20	26	24	17	27	182			310
	2014	17	17	26	26	26	28	-	-	-	-	-	-	140	-23.1%	▼	140
Misdemeanor	2013	7	7	11	6	8	19	14	11	12	13	6	15	58			129
	2014	16	8	6	20	16	4	-	-	-	-	-	-	70	20.7%	▲	70
Non-Capital Felonies and Related Matters	2013	39	70	40	88	83	105	69	65	37	100	35	68	425			799
	2014	40	60	54	105	51	80	-	-	-	-	-	-	390	-8.2%	▼	390
Other	2013	1	-	-	-	-	-	-	-	-	-	1	-	1			2
Other Criminally Related Matters	2013	3	-	1	1	-	1	4	-	2	4	6	-	6			22
	2014	3	1	3	6	5	2	-	-	-	-	-	-	20	233.3%	▲	20
Probates/Wills and Trusts	2013	-	-	-	-	-	1	-	-	-	-	-	-	1			1
Probates/Wills and Trusts - Level 2	2013	-	-	2	2	-	-	-	2	-	2	-	-	4			8
	2014	-	-	1	1	2	2	-	-	-	-	-	-	6	50.0%	▲	6
Uncontested Divorce	2013	3	3	3	2	8	3	1	2	1	-	1	-	22			27
	2014	-	1	-	3	1	3	-	-	-	-	-	-	8	-63.6%	▼	8

Type of Court: Circuit

Locale/Circuit: Arlington 17

Start/End Date: Jan-13 / Jun-14

Type of Case: Filings

AVG. Month: 743

2013 AVG Month: 729

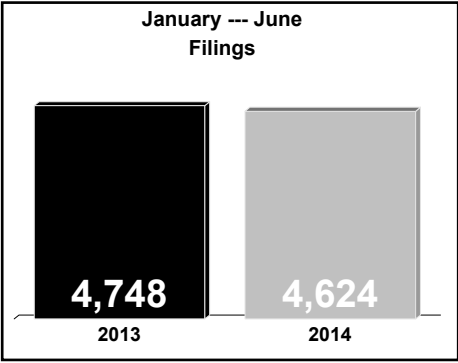
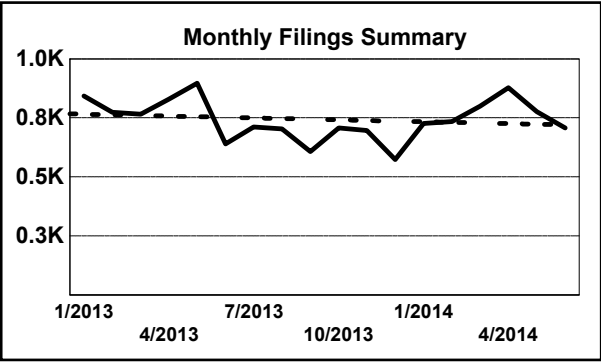
2014 AVG Month: 771

Jan-Jun 2013: 4,748

Jan-Jun 2014: 4,624

Filings Trending: Downward ▼

D
a
s
h
b
o
a
r
d

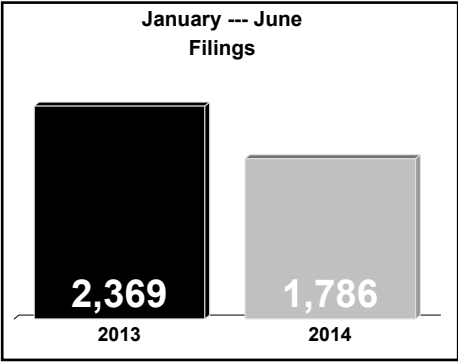
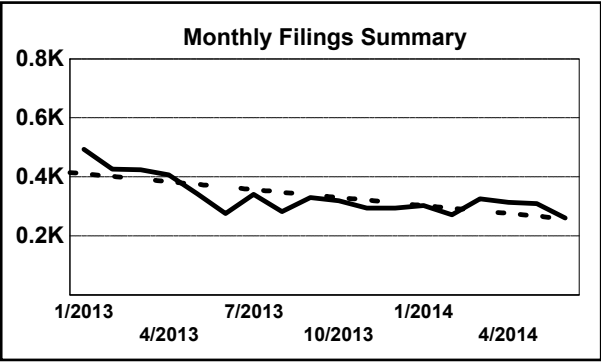


	Jan	Feb	Mar	Apr	May	<u>Jun</u>	Jul	Aug	Sep	Oct	Nov	Dec	Thru Jun	% Change	Trending	<u>Total</u>
2013	843	774	766	829	896	640	711	703	608	707	696	574	4,748			8,747
2014	727	735	799	878	777	708	-	-	-	-	-	-	4,624	-2.6%	▼	4,624

		Jan	Feb	Mar	Apr	May	<u>Jun</u>	Jul	Aug	Sep	Oct	Nov	Dec	Thru Jun	% Change	Trending	<u>Total</u>
Administrative Law	2013	-	-	-	4	2	-	-	-	-	2	3	1	6			12
	2014	-	1	-	2	-	1	-	-	-	-	-	-	4	-33.3%	▼	4
Capital Murder	2013	-	-	-	4	5	-	-	-	-	-	-	-	9			9
Contested Divorce	2013	9	9	8	8	14	12	6	9	8	6	6	9	60			104
	2014	11	12	16	13	10	12	-	-	-	-	-	-	74	23.3%	▲	74
Domestic and Family - Level 1	2013	9	6	8	1	9	15	13	4	8	8	7	5	48			93
	2014	2	6	2	5	1	2	-	-	-	-	-	-	18	-62.5%	▼	18
Domestic and Family - Level 2	2013	2	4	1	5	5	4	3	4	3	11	5	5	21			52
	2014	5	8	6	8	7	9	-	-	-	-	-	-	43	104.8%	▲	43
General Civil - Level 1	2013	3	1	2	1	3	-	1	4	2	-	3	3	10			23
	2014	2	1	-	-	3	1	-	-	-	-	-	-	7	-30.0%	▼	7
General Civil - Level 2	2013	37	41	39	31	39	33	37	44	37	26	37	30	220			431
	2014	36	38	32	46	30	35	-	-	-	-	-	-	217	-1.4%	▼	217
General Civil - Level 3	2013	15	15	22	16	21	10	9	14	16	7	6	13	99			164
	2014	9	5	14	8	6	8	-	-	-	-	-	-	50	-49.5%	▼	50
Miscellaneous	2013	263	234	196	167	163	148	154	169	114	165	141	128	1,171			2,042
	2014	150	139	162	157	147	147	-	-	-	-	-	-	902	-23.0%	▼	902
Misdemeanor	2013	57	47	58	94	66	31	43	53	47	68	33	40	353			637
	2014	51	72	69	73	93	42	-	-	-	-	-	-	400	13.3%	▲	400
Non-Capital Felonies and Related Matters	2013	286	274	272	308	374	227	206	210	172	192	209	159	1,741			2,889
	2014	206	210	275	290	258	201	-	-	-	-	-	-	1,440	-17.3%	▼	1,440
Other	2013	99	83	88	103	99	101	119	114	132	140	147	105	573			1,330
	2014	135	123	144	188	150	161	-	-	-	-	-	-	901	57.2%	▲	901
Other Criminally Related Matters	2013	38	31	35	55	44	28	78	43	42	48	69	51	231			562
	2014	74	80	27	54	40	48	-	-	-	-	-	-	323	39.8%	▲	323
Probates/Wills and Trusts - Level 1	2013	1	-	1	-	-	-	3	1	3	-	1	-	2			10
	2014	3	4	2	2	-	3	-	-	-	-	-	-	14	600.0%	▲	14
Probates/Wills and Trusts - Level 2	2013	7	6	8	4	10	4	8	7	3	9	6	6	39			78
	2014	10	6	7	7	7	14	-	-	-	-	-	-	51	30.8%	▲	51
Protective Orders	2013	-	-	2	-	1	1	-	-	-	1	-	-	4			5
	2014	-	1	2	-	-	-	-	-	-	-	-	-	3	-25.0%	▼	3
Uncontested Divorce	2013	17	23	26	28	41	26	31	27	21	24	23	19	161			306
	2014	33	29	41	25	25	24	-	-	-	-	-	-	177	9.9%	▲	177

Type of Court: Circuit
Locale/Circuit: Fauquier 20
Start/End Date: Jan-13 / Jun-14
Type of Case: Filings
AVG. Month: 334
2013 AVG Month: 353
2014 AVG Month: 298
Jan-Jun 2013: 2,369
Jan-Jun 2014: 1,786
Filings Trending: Downward ▼

D
a
s
h
b
o
a
r
d



	Jan	Feb	Mar	Apr	May	<u>Jun</u>	Jul	Aug	Sep	Oct	Nov	Dec	Thru Jun	% Change	Trending	Total
2013	493	426	424	407	343	276	341	283	330	319	295	294	2,369			4,231
2014	303	272	326	314	310	261	-	-	-	-	-	-	1,786	-24.6%	▼	1,786

		Jan	Feb	Mar	Apr	May	<u>Jun</u>	Jul	Aug	Sep	Oct	Nov	Dec	Thru Jun	% Change	Trending	Total
Administrative Law	2013	-	-	-	3	-	-	1	-	1	-	1	-	3			6
	2014	1	-	1	-	1	-	-	-	-	-	-	-	3	0.0%	↔	3
Contested Divorce	2013	6	5	7	4	8	8	3	6	5	10	2	1	38			65
	2014	4	9	7	4	10	5	-	-	-	-	-	-	39	2.6%	▲	39
Domestic and Family - Level 1	2013	3	2	2	-	8	1	1	3	3	3	2	2	16			30
	2014	-	1	3	8	3	4	-	-	-	-	-	-	19	18.8%	▲	19
Domestic and Family - Level 2	2013	-	2	1	3	-	4	4	5	4	3	1	-	10			27
	2014	2	1	2	1	2	1	-	-	-	-	-	-	9	-10.0%	▼	9
General Civil - Level 1	2013	-	-	1	1	1	1	2	-	1	-	1	-	4			8
	2014	-	2	-	2	1	1	-	-	-	-	-	-	6	50.0%	▲	6
General Civil - Level 2	2013	14	15	11	24	24	10	14	16	17	13	15	18	98			191
	2014	11	5	10	18	17	17	-	-	-	-	-	-	78	-20.4%	▼	78
General Civil - Level 3	2013	9	2	6	3	8	2	3	5	10	6	6	7	30			67
	2014	4	4	7	3	3	2	-	-	-	-	-	-	23	-23.3%	▼	23
Miscellaneous	2013	312	264	243	186	131	109	111	105	116	145	124	158	1,245			2,004
	2014	150	114	150	133	109	100	-	-	-	-	-	-	756	-39.3%	▼	756
Misdemeanor	2013	34	16	18	33	15	18	33	23	31	17	26	19	134			283
	2014	16	26	27	26	24	13	-	-	-	-	-	-	132	-1.5%	▼	132
Non-Capital Felonies and Related Matters	2013	58	52	95	87	87	55	104	59	89	55	78	36	434			855
	2014	67	56	62	53	82	61	-	-	-	-	-	-	381	-12.2%	▼	381
Other	2013	34	40	27	40	44	45	43	43	32	44	24	43	230			459
	2014	31	38	31	44	32	46	-	-	-	-	-	-	222	-3.5%	▼	222
Other Criminally Related Matters	2013	6	6	1	1	5	6	5	6	4	4	2	-	25			46
	2014	3	4	8	7	8	4	-	-	-	-	-	-	34	36.0%	▲	34
Probates/Wills and Trusts - Level 1	2013	-	1	-	-	-	1	-	-	1	-	-	-	2			3
	2014	-	1	-	1	-	-	-	-	-	-	-	-	2	0.0%	↔	2
Probates/Wills and Trusts - Level 2	2013	-	2	-	1	-	2	2	1	1	1	-	-	5			10
	2014	-	1	2	2	1	-	-	-	-	-	-	-	6	20.0%	▲	6
Protective Orders	2013	4	2	3	-	2	-	3	2	-	1	-	2	11			19
	2014	1	-	-	-	1	-	-	-	-	-	-	-	2	-81.8%	▼	2
Uncontested Divorce	2013	13	17	9	21	10	14	12	9	15	17	13	8	84			158
	2014	13	10	16	12	16	7	-	-	-	-	-	-	74	-11.9%	▼	74

Type of Court: Circuit

Locale/Circuit: Loudoun 20

Start/End Date: Jan-13 / Jun-14

Type of Case: Filings

AVG. Month: 860

2013 AVG Month: 884

2014 AVG Month: 812

Jan-Jun 2013: 5,653

Jan-Jun 2014: 4,873

Filings Trending: Downward ▼

D

a

s

h

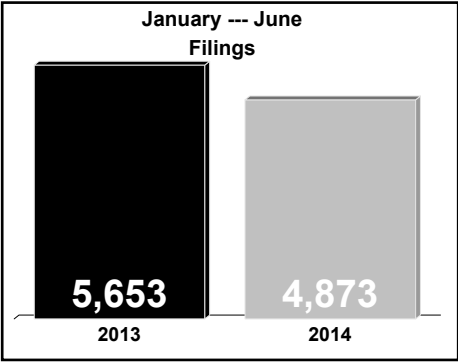
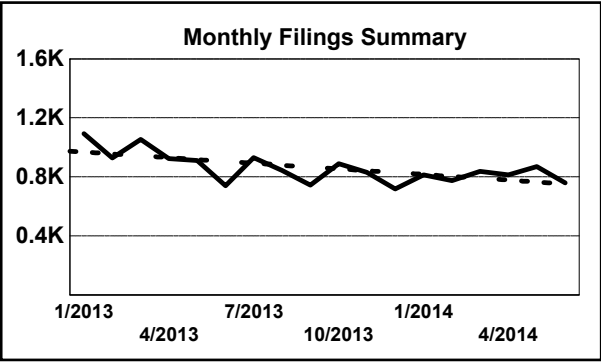
b

o

a

r

d

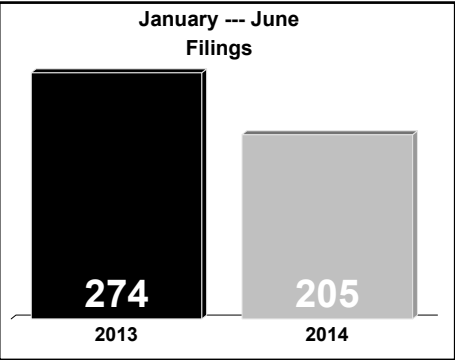
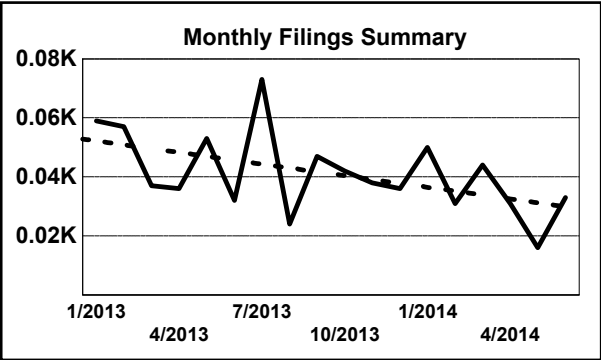


	Jan	Feb	Mar	Apr	May	<u>Jun</u>	Jul	Aug	Sep	Oct	Nov	Dec	Thru Jun	% Change	Trending	<u>Total</u>
2013	1,092	928	1,055	925	912	741	930	844	745	889	832	718	5,653			10,611
2014	815	775	838	814	871	760	-	-	-	-	-	-	4,873	-13.8%	▼	4,873

		Jan	Feb	Mar	Apr	May	<u>Jun</u>	Jul	Aug	Sep	Oct	Nov	Dec	Thru Jun	% Change	Trending	<u>Total</u>
Administrative Law	2013	4	3	-	4	1	1	2	1	2	2	-	1	13			21
	2014	4	1	-	1	-	1	-	-	-	-	-	-	7	-46.2%	▼	7
Capital Murder	2013	-	-	-	-	2	-	-	-	-	-	-	-	2			2
Contested Divorce	2013	17	23	24	17	16	12	22	23	18	24	19	15	109			230
	2014	19	19	26	28	33	21	-	-	-	-	-	-	146	33.9%	▲	146
Domestic and Family - Level 1	2013	12	20	11	24	24	9	12	21	5	7	16	17	100			178
	2014	16	10	29	7	4	19	-	-	-	-	-	-	85	-15.0%	▼	85
Domestic and Family - Level 2	2013	14	8	16	9	13	13	7	6	11	12	15	10	73			134
	2014	10	11	13	18	16	17	-	-	-	-	-	-	85	16.4%	▲	85
General Civil - Level 1	2013	3	-	5	2	1	1	1	1	-	-	2	1	12			17
	2014	2	1	2	4	3	-	-	-	-	-	-	-	12	0.0%	↔	12
General Civil - Level 2	2013	37	42	52	47	38	30	51	47	33	63	36	48	246			524
	2014	52	39	36	50	55	51	-	-	-	-	-	-	283	15.0%	▲	283
General Civil - Level 3	2013	29	23	38	27	30	28	23	31	29	24	29	29	175			340
	2014	20	18	21	50	26	27	-	-	-	-	-	-	162	-7.4%	▼	162
Miscellaneous	2013	742	560	577	503	451	352	448	383	386	420	414	391	3,185			5,627
	2014	456	389	454	398	378	344	-	-	-	-	-	-	2,419	-24.1%	▼	2,419
Misdemeanor	2013	48	31	36	30	43	40	42	46	44	37	57	29	228			483
	2014	45	45	55	28	69	50	-	-	-	-	-	-	292	28.1%	▲	292
Non-Capital Felonies and Related Matters	2013	87	64	118	113	157	108	154	127	100	136	120	72	647			1,356
	2014	86	157	79	108	149	100	-	-	-	-	-	-	679	4.9%	▲	679
Other	2013	36	45	44	37	36	50	44	47	30	34	37	31	248			471
	2014	21	18	17	15	24	24	-	-	-	-	-	-	119	-52.0%	▼	119
Other Criminally Related Matters	2013	18	44	52	36	23	31	49	27	25	62	41	24	204			432
	2014	19	17	34	44	39	41	-	-	-	-	-	-	194	-4.9%	▼	194
Probates/Wills and Trusts - Level 1	2013	-	1	-	-	-	1	1	-	1	1	1	1	2			7
	2014	-	-	-	-	-	1	-	-	-	-	-	-	1	-50.0%	▼	1
Probates/Wills and Trusts - Level 2	2013	4	5	15	9	12	10	16	8	7	6	4	8	55			104
	2014	6	6	8	6	9	5	-	-	-	-	-	-	40	-27.3%	▼	40
Uncontested Divorce	2013	41	59	67	67	65	55	58	76	54	61	41	41	354			685
	2014	59	44	64	57	66	59	-	-	-	-	-	-	349	-1.4%	▼	349

Type of Court: Circuit
Locale/Circuit: Rappahannock 20
Start/End Date: Jan-13 / Jun-14
Type of Case: Filings
AVG. Month: 41
2013 AVG Month: 45
2014 AVG Month: 34
Jan-Jun 2013: 274
Jan-Jun 2014: 205
Filings Trending: Downward ▼

D
a
s
h
b
o
a
r
d



	Jan	Feb	Mar	Apr	May	Jun	Jul	Aug	Sep	Oct	Nov	Dec	Thru Jun	% Change	Trending	Total
2013	59	57	37	36	53	32	73	24	47	42	38	36	274			534
2014	50	31	44	31	16	33	-	-	-	-	-	-	205	-25.2%	▼	205

		Jan	Feb	Mar	Apr	May	Jun	Jul	Aug	Sep	Oct	Nov	Dec	Thru Jun	% Change	Trending	Total
Administrative Law	2013	-	-	-	-	-	-	-	-	-	-	1	-	0			1
Contested Divorce	2013	2	1	-	1	-	2	1	-	-	-	1	-	6	0.0%	↔	8
	2014	1	-	1	-	-	-	-	-	-	-	-	-	2	-66.7%	▼	2
Domestic and Family - Level 1	2013	-	3	1	-	-	-	6	1	-	1	-	-	4			12
	2014	-	-	-	-	-	1	-	-	-	-	-	-	1	-75.0%	▼	1
General Civil - Level 1	2013	-	-	-	-	-	-	1	-	-	-	-	-	0			1
General Civil - Level 2	2013	-	6	1	-	4	-	3	1	2	-	1	1	11	0.0%	↔	19
	2014	2	-	-	3	2	-	-	-	-	-	-	-	7	-36.4%	▼	7
General Civil - Level 3	2013	-	1	1	2	2	3	1	-	1	-	1	2	9			14
	2014	-	-	-	1	1	1	-	-	-	-	-	-	3	-66.7%	▼	3
Miscellaneous	2013	36	30	9	17	20	6	14	10	12	15	11	11	118			191
	2014	15	18	19	19	7	19	-	-	-	-	-	-	97	-17.8%	▼	97
Misdemeanor	2013	4	4	4	3	6	3	1	2	2	9	2	5	24			45
	2014	3	3	3	5	-	8	-	-	-	-	-	-	22	-8.3%	▼	22
Non-Capital Felonies and Related Matters	2013	5	2	5	-	6	9	40	-	19	3	5	3	27			97
	2014	8	1	9	1	5	-	-	-	-	-	-	-	24	-11.1%	▼	24
Other	2013	10	10	14	7	12	8	6	8	10	11	16	12	61			124
	2014	20	8	12	1	1	-	-	-	-	-	-	-	42	-31.1%	▼	42
Other Criminally Related Matters	2013	1	-	1	4	1	1	-	-	1	-	-	1	8			10
	2014	-	1	-	-	-	3	-	-	-	-	-	-	4	-50.0%	▼	4
Probates/Wills and Trusts	2013	-	-	-	1	-	-	-	1	-	-	-	-	1			2
Uncontested Divorce	2013	1	-	1	1	2	-	-	1	-	3	-	1	5			10
	2014	1	-	-	1	-	1	-	-	-	-	-	-	3	-40.0%	▼	3

Type of Court: Circuit

Locale/Circuit: Henry 21

Start/End Date: Jan-13 / Jun-14

Type of Case: Filings

AVG. Month: 313

2013 AVG Month: 297

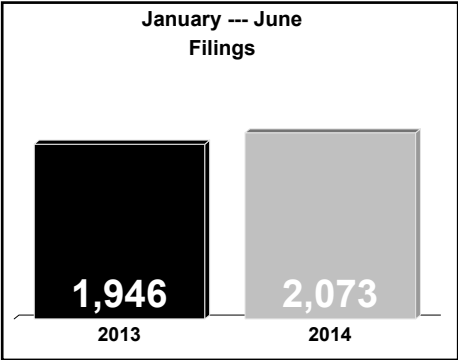
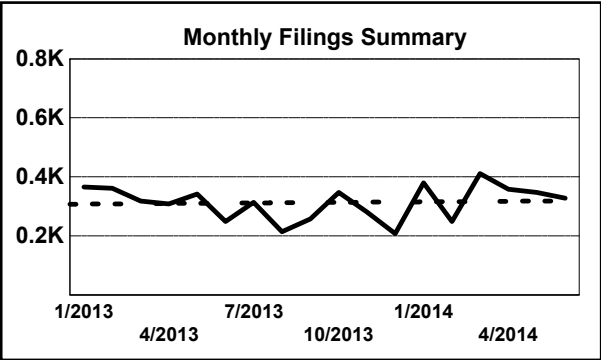
2014 AVG Month: 346

Jan-Jun 2013: 1,946

Jan-Jun 2014: 2,073

Filings Trending: Upward ▲

D
a
s
h
b
o
a
r
d



	Jan	Feb	Mar	Apr	May	Jun	Jul	Aug	Sep	Oct	Nov	Dec	Thru Jun	% Change	Trending	Total
2013	366	362	318	309	342	249	314	214	258	348	281	208	1,946			3,569
2014	380	249	411	358	347	328	-	-	-	-	-	-	2,073	6.5%	▲	2,073

		Jan	Feb	Mar	Apr	May	Jun	Jul	Aug	Sep	Oct	Nov	Dec	Thru Jun	% Change	Trending	Total
Administrative Law	2013	-	-	-	-	-	-	-	-	-	-	1	-	0			1
	2014	-	2	-	-	1	-	-	-	-	-	-	-	3	0.0%	↔	3
Contested Divorce	2013	3	3	9	5	2	4	6	3	8	7	5	5	26			60
	2014	1	6	7	4	5	6	-	-	-	-	-	-	29	11.5%	▲	29
Domestic and Family - Level 1	2013	5	3	-	2	2	6	6	3	5	4	3	4	18			43
	2014	13	1	5	6	3	3	-	-	-	-	-	-	31	72.2%	▲	31
Domestic and Family - Level 2	2013	5	4	1	1	2	3	5	-	3	1	-	-	16			25
	2014	1	-	-	2	3	-	-	-	-	-	-	-	6	-62.5%	▼	6
General Civil - Level 1	2013	2	-	1	2	-	-	-	2	-	1	1	1	5			10
	2014	2	-	-	-	-	-	-	-	-	-	-	-	2	-60.0%	▼	2
General Civil - Level 2	2013	3	7	6	5	9	6	8	10	6	10	1	5	36			76
	2014	7	3	7	6	5	4	-	-	-	-	-	-	32	-11.1%	▼	32
General Civil - Level 3	2013	-	3	4	3	2	5	3	3	1	3	10	8	17			45
	2014	6	5	17	9	1	-	-	-	-	-	-	-	38	123.5%	▲	38
Miscellaneous	2013	184	159	52	132	144	112	64	63	85	81	43	43	783			1,162
	2014	131	97	118	111	79	103	-	-	-	-	-	-	639	-18.4%	▼	639
Misdemeanor	2013	44	44	37	42	34	36	45	32	40	50	28	44	237			476
	2014	36	39	35	54	46	44	-	-	-	-	-	-	254	7.2%	▲	254
Non-Capital Felonies and Related Matters	2013	77	96	155	75	110	56	87	64	75	71	152	47	569			1,065
	2014	139	56	122	72	175	66	-	-	-	-	-	-	630	10.7%	▲	630
Other	2013	31	14	19	14	16	7	70	10	21	97	17	21	101			337
	2014	16	24	67	73	16	82	-	-	-	-	-	-	278	175.2%	▲	278
Other Criminally Related Matters	2013	4	7	4	8	7	5	2	9	1	9	9	17	35			82
	2014	11	1	7	8	3	9	-	-	-	-	-	-	39	11.4%	▲	39
Probates/Wills and Trusts - Level 1	2013	-	2	-	1	1	-	-	-	-	-	-	-	4			4
	2014	1	-	-	-	-	-	-	-	-	-	-	-	1	-75.0%	▼	1
Probates/Wills and Trusts - Level 2	2013	-	-	1	2	-	-	-	2	1	1	2	2	3			11
	2014	1	1	3	1	1	-	-	-	-	-	-	-	7	133.3%	▲	7
Protective Orders	2013	-	1	-	-	-	-	-	-	-	-	-	-	1			1
Uncontested Divorce	2013	8	19	29	17	13	9	18	13	12	13	9	11	95			171
	2014	15	14	23	12	9	11	-	-	-	-	-	-	84	-11.6%	▼	84

Type of Court: Circuit

Locale/Circuit: Patrick 21

Start/End Date: Jan-13 / Jun-14

Type of Case: Filings

AVG. Month: 122

2013 AVG Month: 117

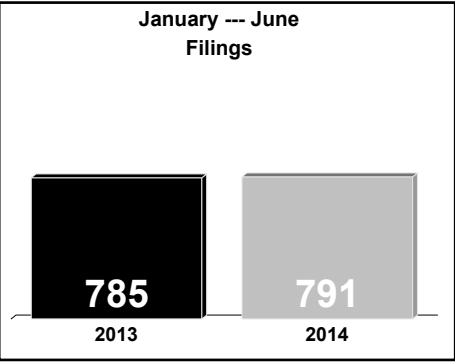
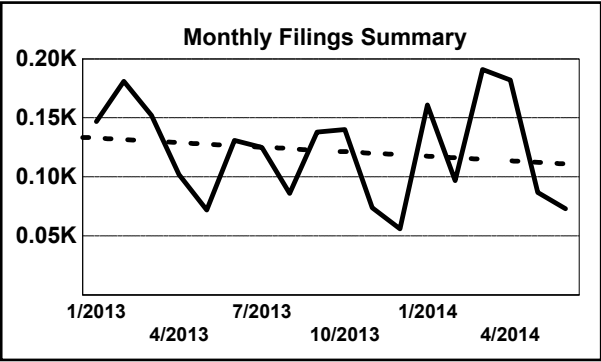
2014 AVG Month: 132

Jan-Jun 2013: 785

Jan-Jun 2014: 791

Filings Trending: Steady ↔

D
a
s
h
b
o
a
r
d

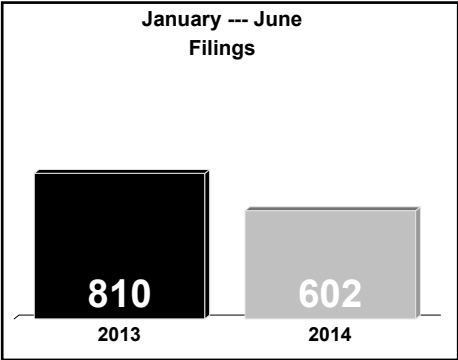
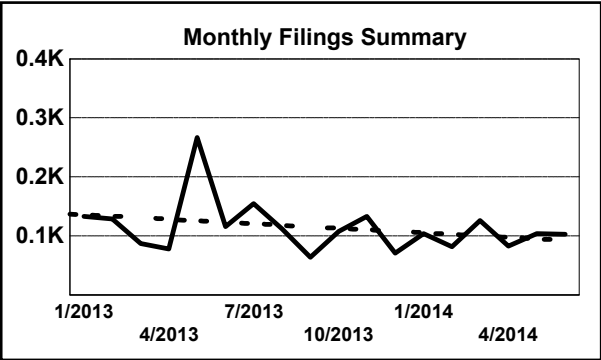


	Jan	Feb	Mar	Apr	May	Jun	Jul	Aug	Sep	Oct	Nov	Dec	Thru Jun	% Change	Trending	Total
2013	147	181	152	102	72	131	125	86	138	140	74	56	785			1,404
2014	161	97	191	182	87	73	-	-	-	-	-	-	791	0.8%	▲	791

		Jan	Feb	Mar	Apr	May	Jun	Jul	Aug	Sep	Oct	Nov	Dec	Thru Jun	% Change	Trending	Total
Administrative Law	2013	-	-	-	-	-	-	-	-	1	-	-	-	0			1
Contested Divorce	2013	5	2	4	3	-	2	2	1	-	1	1	2	16	0.0%	↔	23
	2014	-	5	4	6	1	3	-	-	-	-	-	-	19	18.8%	▲	19
Domestic and Family - Level 1	2013	-	1	-	-	-	1	4	2	-	3	-	-	2			11
	2014	-	2	-	10	6	2	-	-	-	-	-	-	20	900.0%	▲	20
Domestic and Family - Level 2	2013	-	-	1	-	1	-	-	1	-	-	1	-	2			4
	2014	-	-	-	1	-	1	-	-	-	-	-	-	2	0.0%	↔	2
General Civil - Level 2	2013	3	1	1	2	2	1	2	1	2	3	3	2	10			23
	2014	1	-	-	2	2	2	-	-	-	-	-	-	7	-30.0%	▼	7
General Civil - Level 3	2013	-	2	2	-	2	1	-	1	-	2	1	5	7			16
	2014	1	-	2	3	2	-	-	-	-	-	-	-	8	14.3%	▲	8
Miscellaneous	2013	51	85	72	40	48	63	33	34	49	34	22	29	359			560
	2014	54	32	32	57	31	5	-	-	-	-	-	-	211	-41.2%	▼	211
Misdemeanor	2013	21	13	11	14	1	21	27	16	15	35	7	3	81			184
	2014	36	14	29	27	9	14	-	-	-	-	-	-	129	59.3%	▲	129
Non-Capital Felonies and Related Matters	2013	42	71	56	32	8	37	49	15	68	40	28	13	246			459
	2014	48	32	116	54	33	42	-	-	-	-	-	-	325	32.1%	▲	325
Other Criminally Related Matters	2013	20	3	-	2	3	-	5	12	-	12	10	-	28			67
	2014	19	7	-	21	-	-	-	-	-	-	-	-	47	67.9%	▲	47
Probates/Wills and Trusts	2013	-	-	-	-	-	-	-	-	-	1	1	-	0			2
Probates/Wills and Trusts	2013	1	-	-	3	-	-	-	-	-	-	-	-	4	0.0%	↔	4
Uncontested Divorce	2013	4	3	5	6	7	5	3	3	3	9	-	2	30			50
	2014	2	5	8	1	3	4	-	-	-	-	-	-	23	-23.3%	▼	23

Type of Court: Circuit
Locale/Circuit: Martinsville 21
Start/End Date: Jan-13 / Jun-14
Type of Case: Filings
AVG. Month: 114
2013 AVG Month: 121
2014 AVG Month: 100
Jan-Jun 2013: 810
Jan-Jun 2014: 602
Filings Trending: Downward ▼

D
a
s
h
b
o
a
r
d

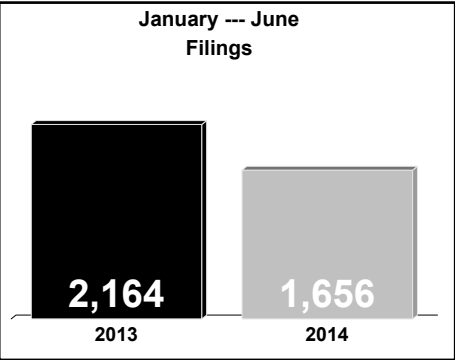
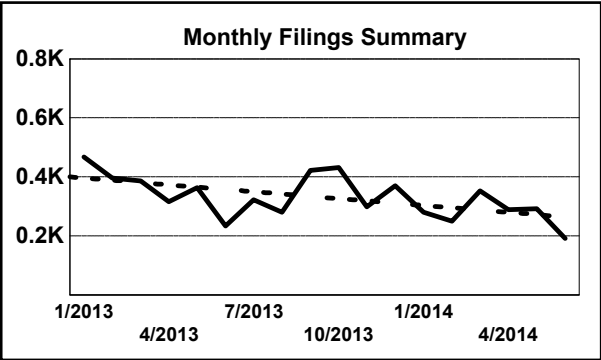


	Jan	Feb	Mar	Apr	May	Jun	Jul	Aug	Sep	Oct	Nov	Dec	Thru Jun	% Change	Trending	Total
2013	133	129	87	78	267	116	155	112	64	108	133	71	810			1,453
2014	104	82	126	83	104	103	-	-	-	-	-	-	602	-25.7%	▼	602

		Jan	Feb	Mar	Apr	May	Jun	Jul	Aug	Sep	Oct	Nov	Dec	Thru Jun	% Change	Trending	Total
Administrative Law	2014	-	-	-	1	-	-	-	-	-	-	-	-	1			1
Contested Divorce	2013	-	1	1	2	2	1	-	1	-	3	-	-	7			11
	2014	1	2	1	-	1	-	-	-	-	-	-	-	5	-28.6%	▼	5
Domestic and Family - Lev	2013	1	8	2	-	4	-	-	9	-	-	-	-	15			24
Domestic and Family - Lev	2013	-	-	-	-	1	-	-	-	-	-	-	1	1			2
General Civil - Level 1	2013	-	1	3	-	2	-	-	-	-	-	-	2	6			8
General Civil - Level 2	2013	3	4	3	2	5	7	2	1	6	3	-	1	24			37
	2014	1	2	9	2	3	3	-	-	-	-	-	-	20	-16.7%	▼	20
General Civil - Level 3	2013	3	1	3	1	4	1	1	1	4	2	-	1	13			22
	2014	6	1	3	1	2	1	-	-	-	-	-	-	14	7.7%	▲	14
Miscellaneous	2013	21	26	25	16	14	10	18	11	11	12	9	7	112			180
	2014	16	19	23	17	21	14	-	-	-	-	-	-	110	-1.8%	▼	110
Misdemeanor	2013	28	18	17	15	39	23	10	24	5	22	16	21	140			238
	2014	20	8	8	19	15	21	-	-	-	-	-	-	91	-35.0%	▼	91
Non-Capital Felonies and Related Matters	2013	52	57	19	21	181	45	101	40	24	45	97	28	375			710
	2014	38	40	55	21	50	40	-	-	-	-	-	-	244	-34.9%	▼	244
Other	2013	18	6	11	19	6	21	21	15	12	17	8	5	81			159
	2014	17	7	18	10	6	8	-	-	-	-	-	-	66	-18.5%	▼	66
Other Criminally Related Matters	2013	6	2	-	1	7	6	2	9	1	3	2	4	22			43
	2014	4	2	6	7	4	13	-	-	-	-	-	-	36	63.6%	▲	36
Probates/Wills and Trusts - Level 2	2013	-	2	-	-	1	-	-	1	-	1	1	1	3			7
	2014	1	1	-	1	-	-	-	-	-	-	-	-	3	0.0%	↔	3
Uncontested Divorce	2013	1	3	3	1	1	2	-	-	1	-	-	-	11			12
	2014	-	-	3	4	2	3	-	-	-	-	-	-	12	9.1%	▲	12

Type of Court: Circuit
Locale/Circuit: Franklin County 22
Start/End Date: Jan-13 / Jun-14
Type of Case: Filings
AVG. Month: 330
2013 AVG Month: 358
2014 AVG Month: 276
Jan-Jun 2013: 2,164
Jan-Jun 2014: 1,656
Filings Trending: Downward ▼

D
a
s
h
b
o
a
r
d



	Jan	Feb	Mar	Apr	May	<u>Jun</u>	Jul	Aug	Sep	Oct	Nov	Dec	Thru Jun	% Change	Trending	<u>Total</u>
2013	468	396	386	316	364	234	323	280	422	432	299	370	2,164			4,290
2014	280	250	353	289	292	192	-	-	-	-	-	-	1,656	-23.5%	▼	1,656

		Jan	Feb	Mar	Apr	May	<u>Jun</u>	Jul	Aug	Sep	Oct	Nov	Dec	Thru Jun	% Change	Trending	<u>Total</u>
Administrative Law	2013	-	-	-	-	-	-	-	-	-	1	-	-	0			1
	2014	1	-	2	-	-	-	-	-	-	-	-	-	3	0.0%	↔	3
Contested Divorce	2013	8	1	5	7	3	8	4	6	12	6	4	6	32			70
	2014	3	11	6	8	9	4	-	-	-	-	-	-	41	28.1%	▲	41
Domestic and Family - Level 1	2013	21	2	8	5	2	3	10	8	10	2	9	7	41			87
	2014	17	7	5	2	6	2	-	-	-	-	-	-	39	-4.9%	▼	39
Domestic and Family - Level 2	2013	2	2	-	-	2	1	4	3	1	3	3	-	7			21
	2014	2	1	4	1	4	4	-	-	-	-	-	-	16	128.6%	▲	16
General Civil - Level 1	2013	-	-	-	-	-	-	-	2	-	-	-	2	0			4
	2014	1	-	2	-	1	1	-	-	-	-	-	-	5	0.0%	↔	5
General Civil - Level 2	2013	13	8	11	13	10	5	7	9	10	7	5	9	60			107
	2014	10	9	12	6	11	7	-	-	-	-	-	-	55	-8.3%	▼	55
General Civil - Level 3	2013	12	4	7	5	12	5	6	3	1	5	3	2	45			65
	2014	16	5	4	6	7	13	-	-	-	-	-	-	51	13.3%	▲	51
Miscellaneous	2013	227	189	177	152	114	72	93	86	100	112	115	105	931			1,542
	2014	133	109	126	97	80	64	-	-	-	-	-	-	609	-34.6%	▼	609
Misdemeanor	2013	44	36	46	33	55	53	67	53	74	107	59	74	267			701
	2014	31	22	61	46	71	24	-	-	-	-	-	-	255	-4.5%	▼	255
Non-Capital Felonies and Related Matters	2013	118	132	106	80	151	77	113	97	196	172	82	153	664			1,477
	2014	48	60	109	96	81	56	-	-	-	-	-	-	450	-32.2%	▼	450
Other	2013	1	-	2	-	-	-	1	-	-	2	-	-	3			6
	2014	3	-	-	1	2	2	-	-	-	-	-	-	8	166.7%	▲	8
Other Criminally Related Matters	2013	5	5	1	5	2	4	5	1	4	3	5	-	22			40
	2014	3	3	2	4	5	2	-	-	-	-	-	-	19	-13.6%	▼	19
Probates/Wills and Trusts - Level 2	2013	3	1	2	1	1	1	1	1	2	2	4	1	9			20
	2014	-	1	2	-	-	1	-	-	-	-	-	-	4	-55.6%	▼	4
Uncontested Divorce	2013	14	16	21	15	12	5	12	11	12	10	10	11	83			149
	2014	12	22	18	22	15	12	-	-	-	-	-	-	101	21.7%	▲	101

Type of Court: Circuit

Locale/Circuit: Pittsylvania 22

Start/End Date: Jan-13 / Jun-14

Type of Case: Filings

AVG. Month: 339

2013 AVG Month: 347

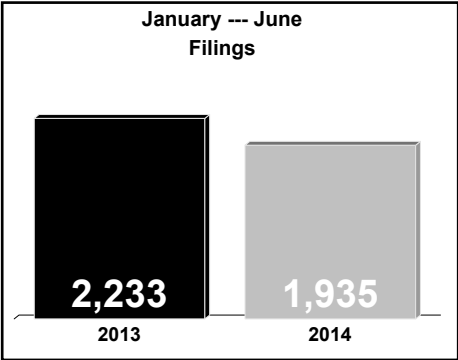
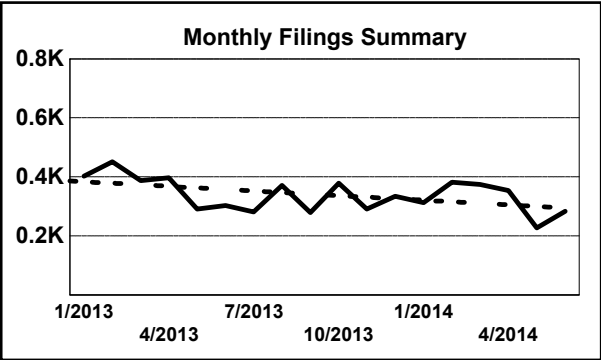
2014 AVG Month: 323

Jan-Jun 2013: 2,233

Jan-Jun 2014: 1,935

Filings Trending: Downward ▼

D
a
s
h
b
o
a
r
d



	Jan	Feb	Mar	Apr	May	Jun	Jul	Aug	Sep	Oct	Nov	Dec	Thru Jun	% Change	Trending	Total
2013	403	451	388	397	291	303	282	371	279	379	291	334	2,233			4,169
2014	313	382	375	354	227	284	-	-	-	-	-	-	1,935	-13.3%	▼	1,935

		Jan	Feb	Mar	Apr	May	Jun	Jul	Aug	Sep	Oct	Nov	Dec	Thru Jun	% Change	Trending	Total
Administrative Law	2013	-	-	1	-	-	-	2	1	-	-	-	-	1			4
	2014	-	1	-	-	-	-	-	-	-	-	-	-	1	0.0%	↔	1
Contested Divorce	2013	8	8	6	11	9	4	10	8	11	4	6	4	46			89
	2014	5	11	7	6	6	10	-	-	-	-	-	-	45	-2.2%	▼	45
Domestic and Family - Level 1	2013	6	-	-	14	10	-	16	12	4	5	-	10	30			77
	2014	23	6	21	2	1	13	-	-	-	-	-	-	66	120.0%	▲	66
Domestic and Family - Level 2	2013	1	1	2	1	3	2	1	3	1	-	1	2	10			18
	2014	1	3	4	1	-	2	-	-	-	-	-	-	11	10.0%	▲	11
General Civil - Level 1	2013	1	1	-	-	-	-	-	-	-	1	-	1	2			4
	2014	2	-	-	1	-	-	-	-	-	-	-	-	3	50.0%	▲	3
General Civil - Level 2	2013	6	5	5	6	11	6	7	3	4	5	8	4	39			70
	2014	5	8	4	8	4	2	-	-	-	-	-	-	31	-20.5%	▼	31
General Civil - Level 3	2013	4	1	-	1	3	3	3	5	3	16	4	1	12			44
	2014	5	10	3	-	4	2	-	-	-	-	-	-	24	100.0%	▲	24
Miscellaneous	2013	270	285	210	143	125	75	106	94	137	144	140	158	1,108			1,887
	2014	179	162	188	137	122	71	-	-	-	-	-	-	859	-22.5%	▼	859
Misdemeanor	2013	13	27	21	23	21	37	11	21	19	42	14	34	142			283
	2014	14	25	21	31	9	30	-	-	-	-	-	-	130	-8.5%	▼	130
Non-Capital Felonies and Related Matters	2013	33	71	62	139	53	119	59	163	51	110	37	81	477			978
	2014	34	111	77	118	32	97	-	-	-	-	-	-	469	-1.7%	▼	469
Other	2013	40	28	41	41	32	30	40	32	33	34	63	23	212			437
	2014	32	29	32	28	23	33	-	-	-	-	-	-	177	-16.5%	▼	177
Other Criminally Related Matters	2013	2	4	4	3	4	2	7	4	1	9	2	5	19			47
	2014	-	2	2	3	1	2	-	-	-	-	-	-	10	-47.4%	▼	10
Probates/Wills and Trusts	2014	1	-	-	-	-	-	-	-	-	-	-	-	1			1
Probates/Wills and Trusts - Level 2	2013	1	-	-	2	-	-	-	-	-	-	-	-	3			3
	2014	1	2	-	-	2	3	-	-	-	-	-	-	8	166.7%	▲	8
Uncontested Divorce	2013	18	20	36	13	20	25	20	25	15	9	16	11	132			228
	2014	11	12	16	19	23	19	-	-	-	-	-	-	100	-24.2%	▼	100

Type of Court: Circuit

Locale/Circuit: Danville 22

Start/End Date: Jan-13 / Jun-14

Type of Case: Filings

AVG. Month: 376

2013 AVG Month: 367

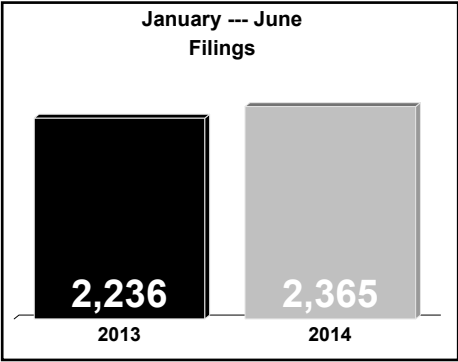
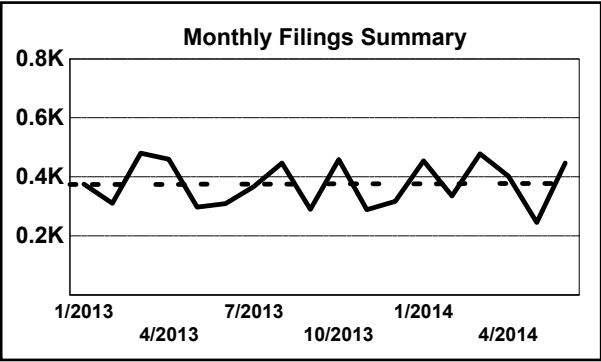
2014 AVG Month: 394

Jan-Jun 2013: 2,236

Jan-Jun 2014: 2,365

Filings Trending: Upward ▲

D
a
s
h
b
o
a
r
d



	Jan	Feb	Mar	Apr	May	Jun	Jul	Aug	Sep	Oct	Nov	Dec	Thru Jun	% Change	Trending	Total
2013	376	311	481	460	298	310	367	447	290	459	289	317	2,236			4,405
2014	455	336	478	403	246	447	-	-	-	-	-	-	2,365	5.8%	▲	2,365

		Jan	Feb	Mar	Apr	May	Jun	Jul	Aug	Sep	Oct	Nov	Dec	Thru Jun	% Change	Trending	Total
Administrative Law	2013	-	1	-	1	-	-	-	-	-	-	-	-	2			2
	2014	-	-	1	-	-	1	-	-	-	-	-	-	2	0.0%	↔	2
Capital Murder	2013	-	-	-	-	-	-	-	-	-	-	-	2	0			2
Contested Divorce	2013	2	1	2	1	3	1	2	2	2	-	6	-	10	0.0%	↔	22
	2014	3	4	8	4	4	3	-	-	-	-	-	-	26	160.0%	▲	26
Domestic and Family - Level 1	2013	9	5	6	9	2	3	9	20	6	9	6	3	34			87
	2014	2	15	2	8	6	8	-	-	-	-	-	-	41	20.6%	▲	41
Domestic and Family - Level 2	2013	-	1	2	-	-	1	5	2	3	6	1	6	4			27
	2014	6	4	4	6	2	2	-	-	-	-	-	-	24	500.0%	▲	24
General Civil - Level 1	2013	-	-	-	-	-	-	1	1	-	-	2	-	0			4
	2014	2	1	-	1	1	1	-	-	-	-	-	-	6	0.0%	↔	6
General Civil - Level 2	2013	5	3	10	10	5	6	6	9	7	1	4	1	39			67
	2014	4	5	6	8	5	3	-	-	-	-	-	-	31	-20.5%	▼	31
General Civil - Level 3	2013	10	3	4	10	6	5	2	1	2	5	6	8	38			62
	2014	4	4	6	3	5	4	-	-	-	-	-	-	26	-31.6%	▼	26
Miscellaneous	2013	100	68	110	51	64	50	28	36	66	37	48	28	443			686
	2014	61	75	73	47	32	59	-	-	-	-	-	-	347	-21.7%	▼	347
Misdemeanor	2013	64	95	116	179	67	94	76	148	32	123	63	145	615			1,202
	2014	67	97	88	140	47	124	-	-	-	-	-	-	563	-8.5%	▼	563
Non-Capital Felonies and Related Matters	2013	170	113	216	180	136	137	218	211	152	255	143	116	952			2,047
	2014	291	111	268	169	120	225	-	-	-	-	-	-	1,184	24.4%	▲	1,184
Other	2013	5	-	-	-	1	1	-	1	1	-	-	-	7			9
	2014	-	-	-	-	-	1	-	-	-	-	-	-	1	-85.7%	▼	1
Other Criminally Related Matters	2013	5	11	7	12	8	8	15	8	9	13	6	5	51			107
	2014	7	11	8	7	10	10	-	-	-	-	-	-	53	3.9%	▲	53
Probates/Wills and Trusts - Level 2	2013	-	1	1	1	3	1	-	-	-	2	-	1	7			10
	2014	1	-	1	-	-	1	-	-	-	-	-	-	3	-57.1%	▼	3
Protective Orders	2013	-	-	-	-	-	-	-	1	2	1	-	-	0			4
	2014	-	-	-	-	1	-	-	-	-	-	-	-	1	0.0%	↔	1
Uncontested Divorce	2013	6	9	7	6	3	3	5	7	8	7	4	2	34			67
	2014	7	9	13	10	13	5	-	-	-	-	-	-	57	67.6%	▲	57

Type of Court: Circuit

Locale/Circuit: Roanoke County 23

Start/End Date: Jan-13 / Jun-14

Type of Case: Filings

AVG. Month: 408

2013 AVG Month: 416

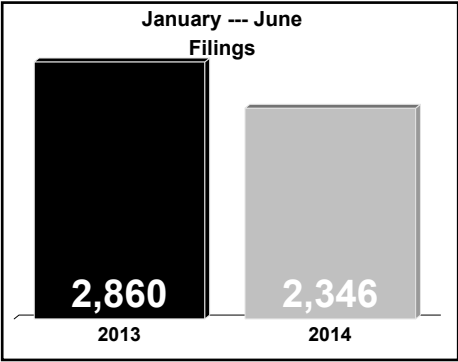
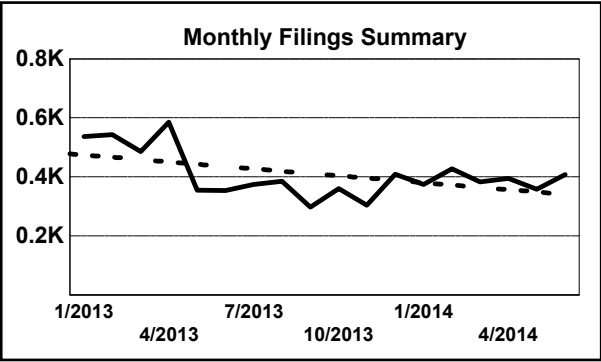
2014 AVG Month: 391

Jan-Jun 2013: 2,860

Jan-Jun 2014: 2,346

Filings Trending: Downward ▼

D
a
s
h
b
o
a
r
d



	Jan	Feb	Mar	Apr	May	Jun	Jul	Aug	Sep	Oct	Nov	Dec	Thru Jun	% Change	Trending	Total
2013	537	543	486	585	355	354	374	385	298	360	304	409	2,860			4,990
2014	375	427	383	395	358	408	-	-	-	-	-	-	2,346	-18.0%	▼	2,346

		Jan	Feb	Mar	Apr	May	Jun	Jul	Aug	Sep	Oct	Nov	Dec	Thru Jun	% Change	Trending	Total
Administrative Law	2013	-	1	-	-	-	1	-	-	1	-	-	1	2			4
	2014	-	1	-	1	-	1	-	-	-	-	-	-	3	50.0%	▲	3
Contested Divorce	2013	13	15	15	15	9	11	8	7	8	15	8	5	78			129
	2014	11	8	13	15	6	11	-	-	-	-	-	-	64	-17.9%	▼	64
Domestic and Family - Level 1	2013	10	3	3	12	8	8	9	15	10	11	5	16	44			110
	2014	10	20	6	8	14	11	-	-	-	-	-	-	69	56.8%	▲	69
Domestic and Family - Level 2	2013	1	5	1	4	4	8	1	5	4	7	8	-	23			48
	2014	3	3	5	4	2	5	-	-	-	-	-	-	22	-4.3%	▼	22
General Civil - Level 1	2013	1	-	1	1	-	-	1	-	1	2	1	-	3			8
	2014	2	-	1	-	-	-	-	-	-	-	-	-	3	0.0%	↔	3
General Civil - Level 2	2013	5	13	14	13	14	7	16	14	8	13	2	13	66			132
	2014	12	6	10	9	10	14	-	-	-	-	-	-	61	-7.6%	▼	61
General Civil - Level 3	2013	4	5	1	8	22	13	9	5	2	13	3	1	53			86
	2014	9	5	6	4	23	7	-	-	-	-	-	-	54	1.9%	▲	54
Miscellaneous	2013	358	280	245	188	159	114	140	176	144	155	162	200	1,344			2,321
	2014	211	183	199	155	131	140	-	-	-	-	-	-	1,019	-24.2%	▼	1,019
Misdemeanor	2013	25	56	28	51	30	36	44	39	29	21	21	32	226			412
	2014	27	30	31	36	35	28	-	-	-	-	-	-	187	-17.3%	▼	187
Non-Capital Felonies and Related Matters	2013	81	137	139	248	72	111	98	92	55	94	62	112	788			1,301
	2014	60	125	79	121	91	151	-	-	-	-	-	-	627	-20.4%	▼	627
Other	2013	1	1	5	4	2	4	3	2	2	-	3	1	17			28
	2014	1	3	2	2	-	-	-	-	-	-	-	-	8	-52.9%	▼	8
Other Criminally Related Matters	2013	8	11	6	5	12	13	7	5	10	5	13	8	55			103
	2014	8	11	7	8	10	8	-	-	-	-	-	-	52	-5.5%	▼	52
Probates/Wills and Trusts - Level 1	2013	1	-	-	-	-	1	-	-	1	-	-	-	2			3
	2014	-	1	1	-	-	-	-	-	-	-	-	-	2	0.0%	↔	2
Probates/Wills and Trusts - Level 2	2013	4	3	3	8	4	5	9	2	4	1	3	5	27			51
	2014	1	8	3	6	16	5	-	-	-	-	-	-	39	44.4%	▲	39
Uncontested Divorce	2013	25	13	25	28	19	22	29	23	19	23	13	15	132			254
	2014	20	23	20	26	20	27	-	-	-	-	-	-	136	3.0%	▲	136

Type of Court: Circuit

Locale/Circuit: Roanoke 23

Start/End Date: Jan-13 / Jun-14

Type of Case: Filings

AVG. Month: 472

2013 AVG Month: 477

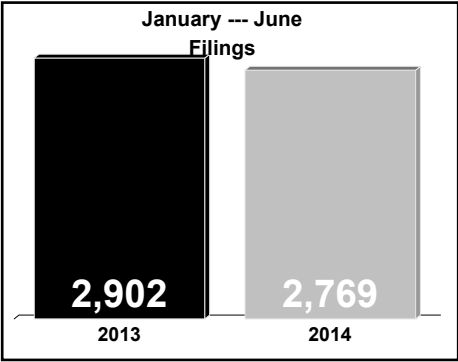
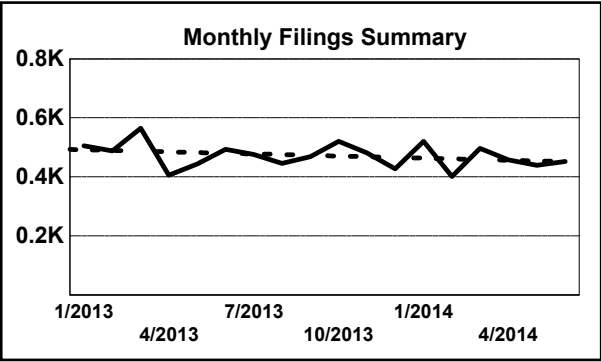
2014 AVG Month: 462

Jan-Jun 2013: 2,902

Jan-Jun 2014: 2,769

Filings Trending: Downward ▼

D
a
s
h
b
o
a
r
d



	Jan	Feb	Mar	Apr	May	<u>Jun</u>	Jul	Aug	Sep	Oct	Nov	Dec	Thru Jun	% Change	Trending	<u>Total</u>
2013	505	488	565	406	444	494	476	446	469	521	482	428	2,902			5,724
2014	521	402	497	458	439	452	-	-	-	-	-	-	2,769	-4.6%	▼	2,769

		Jan	Feb	Mar	Apr	May	<u>Jun</u>	Jul	Aug	Sep	Oct	Nov	Dec	Thru Jun	% Change	Trending	<u>Total</u>
Administrative Law	2013	-	-	1	1	-	-	-	-	1	-	-	-	2			3
	2014	-	1	1	-	-	1	-	-	-	-	-	-	3	50.0%	▲	3
Capital Murder	2013	-	-	-	-	-	-	-	-	-	-	1	-	0			1
Contested Divorce	2013	15	13	6	16	11	13	11	5	14	8	17	12	74	0.0%	↔	141
	2014	8	7	19	11	7	12	-	-	-	-	-	-	64	-13.5%	▼	64
Domestic and Family - Level 1	2013	3	8	15	10	17	30	17	29	27	14	28	15	83			213
	2014	25	17	16	25	16	14	-	-	-	-	-	-	113	36.1%	▲	113
Domestic and Family - Level 2	2013	-	4	5	4	4	4	4	1	3	5	-	1	21			35
	2014	1	5	5	2	3	4	-	-	-	-	-	-	20	-4.8%	▼	20
General Civil - Level 1	2013	11	6	11	5	11	4	6	4	7	3	10	4	48			82
	2014	8	7	4	6	9	5	-	-	-	-	-	-	39	-18.8%	▼	39
General Civil - Level 2	2013	24	19	29	28	34	29	22	22	30	23	18	19	163			297
	2014	20	23	32	26	36	14	-	-	-	-	-	-	151	-7.4%	▼	151
General Civil - Level 3	2013	13	7	11	4	5	16	18	20	9	6	7	3	56			119
	2014	13	6	14	12	4	11	-	-	-	-	-	-	60	7.1%	▲	60
Miscellaneous	2013	196	173	159	132	111	105	122	110	92	110	114	127	876			1,551
	2014	157	110	128	109	98	101	-	-	-	-	-	-	703	-19.7%	▼	703
Misdemeanor	2013	31	23	44	33	39	53	47	33	49	46	46	30	223			474
	2014	44	24	48	40	31	40	-	-	-	-	-	-	227	1.8%	▲	227
Non-Capital Felonies and Related Matters	2013	165	185	208	121	151	179	174	169	180	246	186	174	1,009			2,138
	2014	180	164	189	159	180	182	-	-	-	-	-	-	1,054	4.5%	▲	1,054
Other	2013	5	1	1	3	5	3	2	-	-	3	3	1	18			27
	2014	5	2	4	1	11	11	-	-	-	-	-	-	34	88.9%	▲	34
Other Criminally Related Matters	2013	14	19	21	18	15	26	17	20	22	30	16	12	113			230
	2014	27	16	7	34	14	30	-	-	-	-	-	-	128	13.3%	▲	128
Probates/Wills and Trusts - Level 1	2013	-	-	-	-	-	1	-	1	-	-	-	-	1			2
	2014	-	-	-	1	-	-	-	-	-	-	-	-	1	0.0%	↔	1
Probates/Wills and Trusts - Level 2	2013	1	1	3	3	4	4	6	5	4	5	1	5	16			42
	2014	4	2	1	4	4	-	-	-	-	-	-	-	15	-6.3%	▼	15
Uncontested Divorce	2013	27	29	51	28	37	27	30	27	31	22	35	25	199			369
	2014	29	18	29	28	26	27	-	-	-	-	-	-	157	-21.1%	▼	157

Type of Court: Circuit

Locale/Circuit: Salem 23

Start/End Date: Jan-13 / Jun-14

Type of Case: Filings

AVG. Month: 125

2013 AVG Month: 130

2014 AVG Month: 117

Jan-Jun 2013: 852

Jan-Jun 2014: 702

Filings Trending: Downward ▼

D

a

s

h

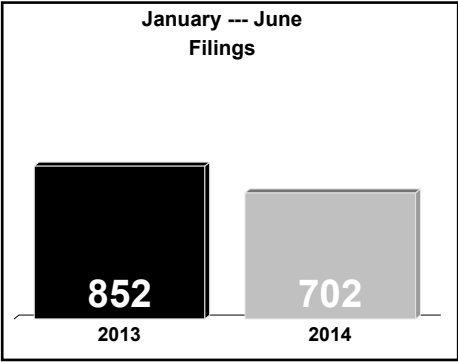
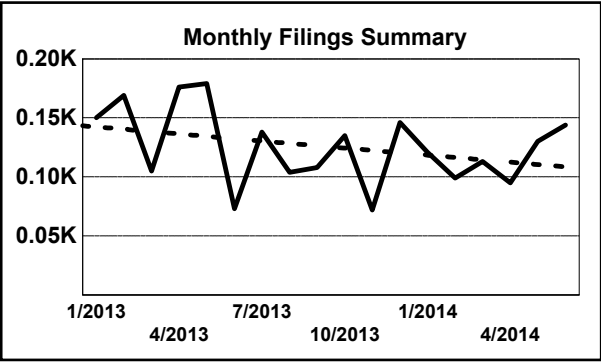
b

o

a

r

d

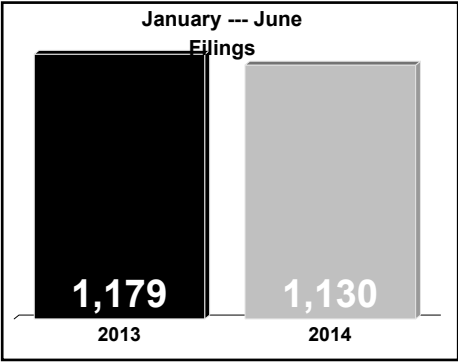
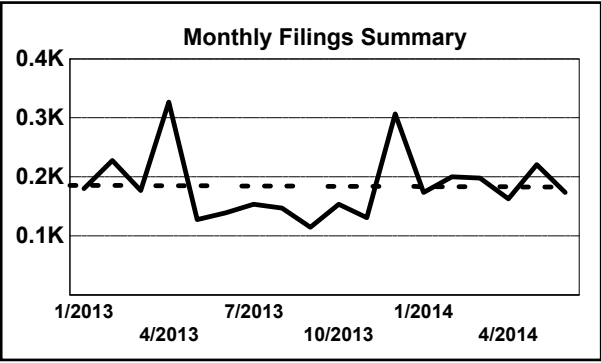


	Jan	Feb	Mar	Apr	May	Jun	Jul	Aug	Sep	Oct	Nov	Dec	Thru Jun	% Change	Trending	Total
2013	150	169	105	176	179	73	138	104	108	135	72	146	852			1,555
2014	121	99	113	95	130	144	-	-	-	-	-	-	702	-17.6%	▼	702

		Jan	Feb	Mar	Apr	May	Jun	Jul	Aug	Sep	Oct	Nov	Dec	Thru Jun	% Change	Trending	Total
Contested Divorce	2013	4	2	7	13	6	5	6	8	8	2	5	1	37			67
	2014	3	2	1	4	4	9	-	-	-	-	-	-	23	-37.8%	▼	23
Domestic and Family - Lev	2013	1	-	-	1	-	-	1	-	2	-	-	-	2			5
General Civil - Level 1	2013	-	1	-	1	-	1	-	-	-	1	1	1	3			6
	2014	1	2	-	2	-	-	-	-	-	-	-	-	5	66.7%	▲	5
General Civil - Level 2	2013	7	1	4	6	4	3	5	4	5	3	3	7	25			52
	2014	7	9	3	5	8	5	-	-	-	-	-	-	37	48.0%	▲	37
General Civil - Level 3	2013	-	-	-	2	3	1	-	-	3	1	-	1	6			11
	2014	-	1	1	1	-	2	-	-	-	-	-	-	5	-16.7%	▼	5
Miscellaneous	2013	74	59	45	65	41	25	29	37	35	33	21	33	309			497
	2014	47	51	37	30	38	33	-	-	-	-	-	-	236	-23.6%	▼	236
Misdemeanor	2013	14	13	13	13	17	3	7	11	9	10	5	7	73			122
	2014	6	1	12	6	12	3	-	-	-	-	-	-	40	-45.2%	▼	40
Non-Capital Felonies and Related Matters	2013	39	80	28	66	102	28	85	33	36	76	32	88	343			693
	2014	55	26	49	28	60	85	-	-	-	-	-	-	303	-11.7%	▼	303
Other Criminally Related Matters	2013	3	3	1	2	1	2	3	4	-	1	1	2	12			23
	2014	1	-	4	6	1	1	-	-	-	-	-	-	13	8.3%	▲	13
Probates/Wills and Trusts	2013	-	-	-	-	1	-	-	-	-	-	-	-	1			1
Probates/Wills and Trusts - Level 2	2013	2	1	2	-	-	-	-	2	-	2	2	1	5			12
	2014	-	-	2	3	5	-	-	-	-	-	-	-	10	100.0%	▲	10
Uncontested Divorce	2013	6	9	5	7	4	5	2	5	10	6	2	5	36			66
	2014	1	7	4	10	2	6	-	-	-	-	-	-	30	-16.7%	▼	30

Type of Court: Circuit
Locale/Circuit: Amherst 24
Start/End Date: Jan-13 / Jun-14
Type of Case: Filings
AVG. Month: 184
2013 AVG Month: 182
2014 AVG Month: 188
Jan-Jun 2013: 1,179
Jan-Jun 2014: 1,130
Filings Trending: Downward ▼

D
a
s
h
b
o
a
r
d

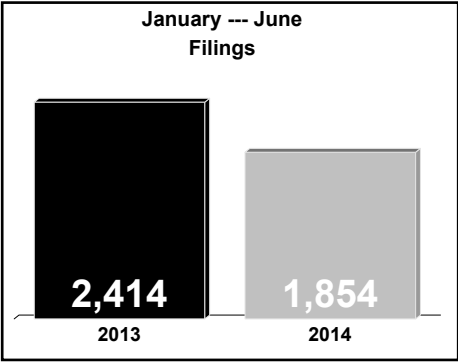
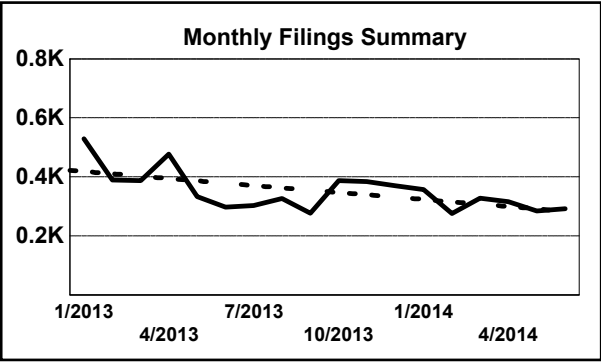


	Jan	Feb	Mar	Apr	May	<u>Jun</u>	Jul	Aug	Sep	Oct	Nov	Dec	Thru Jun	% Change	Trending	<u>Total</u>
2013	180	228	177	327	128	139	154	147	115	154	131	307	1,179			2,187
2014	174	200	198	163	221	174	-	-	-	-	-	-	1,130	-4.2%	▼	1,130

		Jan	Feb	Mar	Apr	May	<u>Jun</u>	Jul	Aug	Sep	Oct	Nov	Dec	Thru Jun	% Change	Trending	<u>Total</u>
Administrative Law	2013	-	-	-	2	-	1	1	-	-	-	-	-	3			4
Contested Divorce	2013	6	-	2	6	2	1	3	6	3	1	4	4	17			38
	2014	3	1	3	3	3	4	-	-	-	-	-	-	17	0.0%	↔	17
Domestic and Family - Level 1	2013	-	2	4	3	-	-	2	3	2	2	2	2	9			22
	2014	-	2	1	4	-	-	-	-	-	-	-	-	7	-22.2%	▼	7
Domestic and Family - Level 2	2013	-	-	-	-	-	1	1	1	-	1	-	1	1			5
	2014	-	-	-	1	-	1	-	-	-	-	-	-	2	100.0%	▲	2
General Civil - Level 1	2013	2	-	-	1	-	-	1	-	-	1	-	-	3			5
	2014	1	1	-	-	-	1	-	-	-	-	-	-	3	0.0%	↔	3
General Civil - Level 2	2013	2	2	3	3	6	1	6	4	9	5	2	3	17			46
	2014	8	2	4	2	6	5	-	-	-	-	-	-	27	58.8%	▲	27
General Civil - Level 3	2013	5	3	6	3	1	5	5	3	-	1	4	3	23			39
	2014	12	2	4	4	1	1	-	-	-	-	-	-	24	4.3%	▲	24
Miscellaneous	2013	114	135	112	88	58	53	54	52	52	66	69	86	560			939
	2014	92	85	93	67	61	54	-	-	-	-	-	-	452	-19.3%	▼	452
Misdemeanor	2013	5	18	11	8	13	3	15	18	8	13	6	14	58			132
	2014	10	11	10	11	18	17	-	-	-	-	-	-	77	32.8%	▲	77
Non-Capital Felonies and Related Matters	2013	24	48	10	179	19	53	39	42	12	41	21	163	333			651
	2014	13	68	56	41	99	67	-	-	-	-	-	-	344	3.3%	▲	344
Other	2013	16	14	19	19	22	15	17	12	20	14	16	23	105			207
	2014	24	16	17	10	18	18	-	-	-	-	-	-	103	-1.9%	▼	103
Other Criminally Related Matters	2013	2	-	2	6	1	2	-	-	3	3	2	3	13			24
	2014	3	5	3	3	7	1	-	-	-	-	-	-	22	69.2%	▲	22
Probates/Wills and Trusts	2014	-	2	-	-	-	-	-	-	-	-	-	-	2			2
Probates/Wills and Trusts - Level 2	2013	-	1	1	-	1	1	2	-	-	3	1	-	4			10
	2014	-	-	1	4	2	-	-	-	-	-	-	-	7	75.0%	▲	7
Uncontested Divorce	2013	4	5	7	9	5	3	8	6	6	3	4	5	33			65
	2014	8	5	6	13	6	5	-	-	-	-	-	-	43	30.3%	▲	43

Type of Court: Circuit
Locale/Circuit: Bedford 24
Start/End Date: Jan-13 / Jun-14
Type of Case: Filings
AVG. Month: 351
2013 AVG Month: 372
2014 AVG Month: 309
Jan-Jun 2013: 2,414
Jan-Jun 2014: 1,854
Filings Trending: Downward ▼

D
a
s
h
b
o
a
r
d



	Jan	Feb	Mar	Apr	May	<u>Jun</u>	Jul	Aug	Sep	Oct	Nov	Dec	Thru Jun	% Change	Trending	Total
2013	529	390	387	477	333	298	303	327	277	388	384	370	2,414			4,463
2014	357	276	328	316	285	292	-	-	-	-	-	-	1,854	-23.2%	▼	1,854

		Jan	Feb	Mar	Apr	May	<u>Jun</u>	Jul	Aug	Sep	Oct	Nov	Dec	Thru Jun	% Change	Trending	Total
Administrative Law	2013	-	-	-	1	1	-	1	1	-	-	-	-	2			4
	2014	-	1	-	-	-	-	-	-	-	-	-	-	1	-50.0%	▼	1
Contested Divorce	2013	7	5	7	3	10	8	3	3	3	5	4	7	40			65
	2014	9	3	8	13	-	3	-	-	-	-	-	-	36	-10.0%	▼	36
Domestic and Family - Level 1	2013	13	-	4	10	6	11	2	5	7	9	4	17	44			88
	2014	2	3	9	11	3	9	-	-	-	-	-	-	37	-15.9%	▼	37
Domestic and Family - Level 2	2013	13	2	6	6	5	3	8	1	3	6	4	5	35			62
	2014	4	6	3	5	11	5	-	-	-	-	-	-	34	-2.9%	▼	34
General Civil - Level 1	2013	2	-	1	3	-	1	1	-	-	-	-	2	7			10
	2014	-	-	-	1	-	1	-	-	-	-	-	-	2	-71.4%	▼	2
General Civil - Level 2	2013	14	8	12	11	12	5	8	7	9	17	16	10	62			129
	2014	8	11	13	5	6	10	-	-	-	-	-	-	53	-14.5%	▼	53
General Civil - Level 3	2013	2	1	2	3	7	9	2	7	2	5	4	5	24			49
	2014	10	6	10	7	3	4	-	-	-	-	-	-	40	66.7%	▲	40
Miscellaneous	2013	353	298	241	240	161	131	151	150	162	226	204	200	1,424			2,517
	2014	240	190	176	171	135	120	-	-	-	-	-	-	1,032	-27.5%	▼	1,032
Misdemeanor	2013	13	7	18	11	28	18	13	11	17	16	25	12	95			189
	2014	13	10	13	9	25	16	-	-	-	-	-	-	86	-9.5%	▼	86
Non-Capital Felonies and Related Matters	2013	74	45	52	158	70	90	69	103	28	68	83	84	489			924
	2014	50	20	61	53	69	88	-	-	-	-	-	-	341	-30.3%	▼	341
Other	2013	4	4	5	6	3	8	8	8	6	7	7	5	30			71
	2014	3	5	9	4	8	8	-	-	-	-	-	-	37	23.3%	▲	37
Other Criminally Related Matters	2013	16	-	25	6	9	1	16	9	29	9	14	7	57			141
	2014	3	5	7	14	13	11	-	-	-	-	-	-	53	-7.0%	▼	53
Probates/Wills and Trusts - Level 1	2013	1	-	-	-	-	-	-	-	-	-	-	-	1			1
	2014	-	1	-	-	1	-	-	-	-	-	-	-	2	100.0%	▲	2
Probates/Wills and Trusts - Level 2	2013	-	-	1	-	1	3	1	1	1	1	3	2	5			14
	2014	3	1	2	3	-	1	-	-	-	-	-	-	10	100.0%	▲	10
Uncontested Divorce	2013	17	20	13	19	20	10	20	21	10	19	16	14	99			199
	2014	12	14	17	20	11	16	-	-	-	-	-	-	90	-9.1%	▼	90

Type of Court: Circuit

Locale/Circuit: Campbell 24

Start/End Date: Jan-13 / Jun-14

Type of Case: Filings

AVG. Month: 263

2013 AVG Month: 265

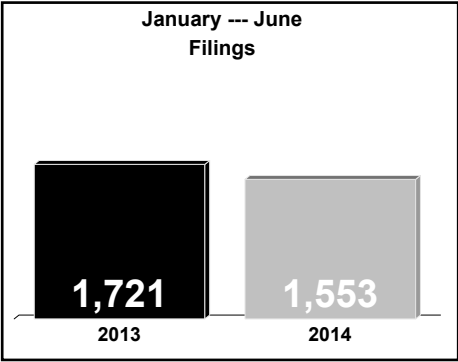
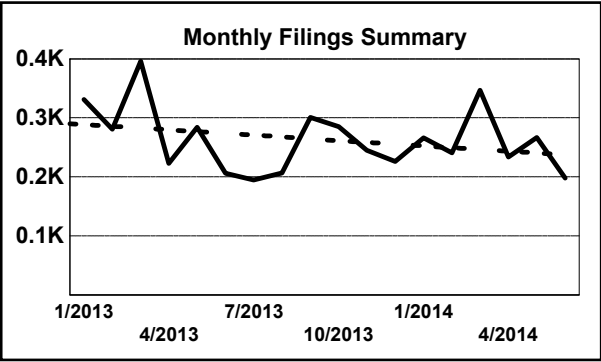
2014 AVG Month: 259

Jan-Jun 2013: 1,721

Jan-Jun 2014: 1,553

Filings Trending: Downward ▼

D
a
s
h
b
o
a
r
d



	Jan	Feb	Mar	Apr	May	Jun	Jul	Aug	Sep	Oct	Nov	Dec	Thru Jun	% Change	Trending	Total
2013	331	281	396	223	284	206	195	207	301	285	245	226	1,721			3,180
2014	266	241	347	234	267	198	-	-	-	-	-	-	1,553	-9.8%	▼	1,553

		Jan	Feb	Mar	Apr	May	Jun	Jul	Aug	Sep	Oct	Nov	Dec	Thru Jun	% Change	Trending	Total
Administrative Law	2013	-	-	-	-	-	-	1	1	1	-	-	3	0			6
	2014	1	-	-	-	-	-	-	-	-	-	-	-	1	0.0%	↔	1
Contested Divorce	2013	2	6	5	5	3	9	4	-	5	3	-	4	30			46
	2014	5	6	5	6	5	5	-	-	-	-	-	-	32	6.7%	▲	32
Domestic and Family - Level 1	2013	1	7	1	3	8	2	2	5	5	3	1	2	22			40
	2014	1	12	1	2	5	2	-	-	-	-	-	-	23	4.5%	▲	23
Domestic and Family - Level 2	2013	-	1	6	1	2	3	5	-	2	1	4	1	13			26
	2014	1	2	1	2	8	5	-	-	-	-	-	-	19	46.2%	▲	19
General Civil - Level 1	2013	-	-	2	2	-	1	-	-	-	1	1	1	5			8
	2014	-	-	2	-	-	-	-	-	-	-	-	-	2	-60.0%	▼	2
General Civil - Level 2	2013	3	5	6	7	10	8	10	7	5	4	11	11	39			87
	2014	6	3	9	10	14	5	-	-	-	-	-	-	47	20.5%	▲	47
General Civil - Level 3	2013	1	17	5	4	4	1	10	-	4	3	2	19	32			70
	2014	5	4	-	4	1	7	-	-	-	-	-	-	21	-34.4%	▼	21
Miscellaneous	2013	197	167	176	153	104	76	84	98	97	109	111	119	873			1,491
	2014	120	129	131	120	88	74	-	-	-	-	-	-	662	-24.2%	▼	662
Misdemeanor	2013	41	19	44	11	28	27	19	17	18	22	41	22	170			309
	2014	31	22	19	13	24	24	-	-	-	-	-	-	133	-21.8%	▼	133
Non-Capital Felonies and Related Matters	2013	74	42	118	17	106	72	35	62	137	119	55	24	429			861
	2014	74	35	154	53	102	53	-	-	-	-	-	-	471	9.8%	▲	471
Other	2013	4	4	11	4	7	1	9	2	7	6	6	5	31			66
	2014	5	10	4	6	3	8	-	-	-	-	-	-	36	16.1%	▲	36
Other Criminally Related Matters	2013	2	6	8	5	3	2	5	5	3	4	4	8	26			55
	2014	7	7	3	1	4	-	-	-	-	-	-	-	22	-15.4%	▼	22
Probates/Wills and Trusts	2013	-	-	1	-	-	-	-	-	-	-	-	-	1			1
Probates/Wills and Trusts - Level 2	2013	-	-	1	1	1	1	1	3	-	-	1	-	4			9
	2014	-	2	1	2	1	-	-	-	-	-	-	-	6	50.0%	▲	6
Protective Orders	2014	1	-	-	-	-	-	-	-	-	-	-	-	1			1
Uncontested Divorce	2013	6	7	12	10	8	3	10	7	17	10	8	7	46			105
	2014	9	9	17	15	12	15	-	-	-	-	-	-	77	67.4%	▲	77

Type of Court: Circuit

Locale/Circuit: Nelson 24

Start/End Date: Jan-13 / Jun-14

Type of Case: Filings

AVG. Month: 70

2013 AVG Month: 64

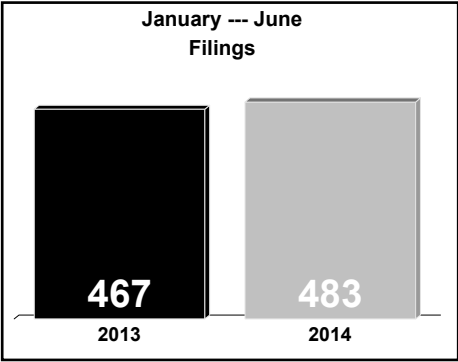
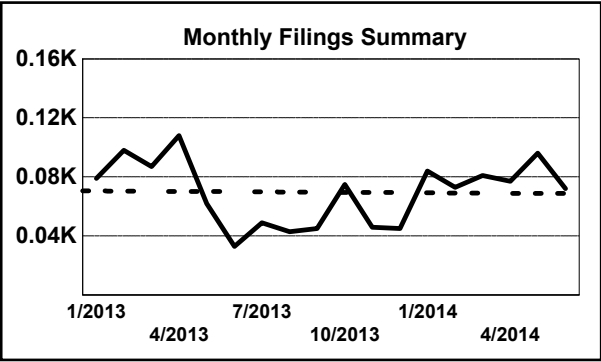
2014 AVG Month: 81

Jan-Jun 2013: 467

Jan-Jun 2014: 483

Filings Trending: Upward ▲

D
a
s
h
b
o
a
r
d



	Jan	Feb	Mar	Apr	May	<u>Jun</u>	Jul	Aug	Sep	Oct	Nov	Dec	Thru Jun	% Change	Trending	<u>Total</u>
2013	79	98	87	108	62	33	49	43	45	75	46	45	467			770
2014	84	73	81	77	96	72	-	-	-	-	-	-	483	3.4%	▲	483

		Jan	Feb	Mar	Apr	May	<u>Jun</u>	Jul	Aug	Sep	Oct	Nov	Dec	Thru Jun	% Change	Trending	<u>Total</u>
Administrative Law	2014	-	-	-	1	1	-	-	-	-	-	-	-	2			2
Contested Divorce	2013	-	2	2	2	-	1	3	-	-	2	2	-	7			14
	2014	4	1	2	2	1	1	-	-	-	-	-	-	11	57.1%	▲	11
Domestic and Family - Level 1	2013	-	10	-	-	3	8	2	-	-	-	-	-	21			23
	2014	-	-	4	-	-	-	-	-	-	-	-	-	4	-81.0%	▼	4
Domestic and Family - Level 2	2013	-	1	2	-	-	1	-	-	-	-	-	-	4			4
	2014	-	-	1	4	-	-	-	-	-	-	-	-	5	25.0%	▲	5
General Civil - Level 1	2013	-	-	-	-	-	-	-	-	-	-	-	1	0			1
	2014	1	1	1	-	-	-	-	-	-	-	-	-	3	0.0%	↔	3
General Civil - Level 2	2013	1	-	1	1	2	-	-	-	2	1	2	1	5			11
	2014	4	1	-	2	1	1	-	-	-	-	-	-	9	80.0%	▲	9
General Civil - Level 3	2013	1	3	3	1	5	2	10	-	1	4	1	1	15			32
	2014	11	8	4	16	1	2	-	-	-	-	-	-	42	180.0%	▲	42
Miscellaneous	2013	53	64	29	41	34	17	19	31	27	28	22	23	238			388
	2014	36	46	38	29	27	27	-	-	-	-	-	-	203	-14.7%	▼	203
Misdemeanor	2013	11	3	2	4	2	-	1	-	4	6	4	5	22			42
	2014	6	4	3	1	3	5	-	-	-	-	-	-	22	0.0%	↔	22
Non-Capital Felonies and Related Matters	2013	10	11	42	54	11	-	3	8	9	27	11	4	128			190
	2014	20	12	24	14	56	14	-	-	-	-	-	-	140	9.4%	▲	140
Other	2013	2	1	3	-	-	1	-	2	-	1	-	2	7			12
	2014	-	-	1	2	2	6	-	-	-	-	-	-	11	57.1%	▲	11
Other Criminally Related Matters	2013	-	1	1	2	2	2	4	2	1	3	1	3	8			22
	2014	-	-	1	2	2	14	-	-	-	-	-	-	19	137.5%	▲	19
Probates/Wills and Trusts	2013	-	-	-	-	-	-	-	-	-	-	-	1	0			1
Probates/Wills and Trusts - Level 2	2013	-	-	-	-	-	1	-	-	-	-	-	1	1	0.0%	↔	2
	2014	1	-	-	-	1	-	-	-	-	-	-	-	2	100.0%	▲	2
Uncontested Divorce	2013	1	2	2	3	3	-	7	-	1	3	3	3	11			28
	2014	1	-	2	4	1	2	-	-	-	-	-	-	10	-9.1%	▼	10

Type of Court: Circuit

Locale/Circuit: Lynchburg 24

Start/End Date: Jan-13 / Jun-14

Type of Case: Filings

AVG. Month: 375

2013 AVG Month: 385

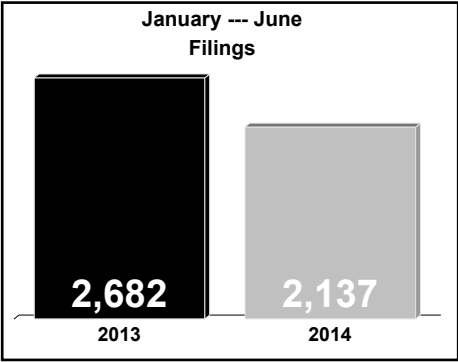
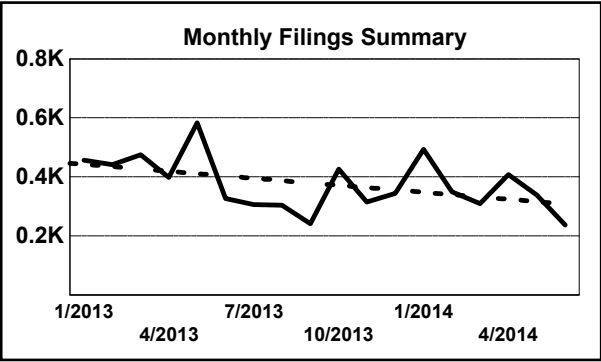
2014 AVG Month: 356

Jan-Jun 2013: 2,682

Jan-Jun 2014: 2,137

Filings Trending: Downward ▼

D
a
s
h
b
o
a
r
d

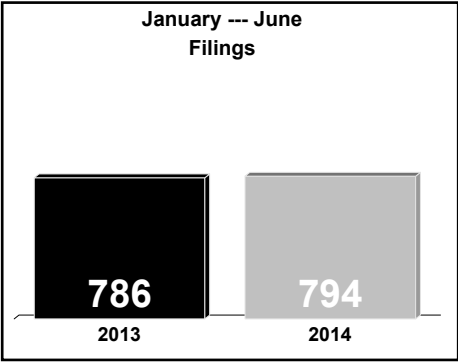
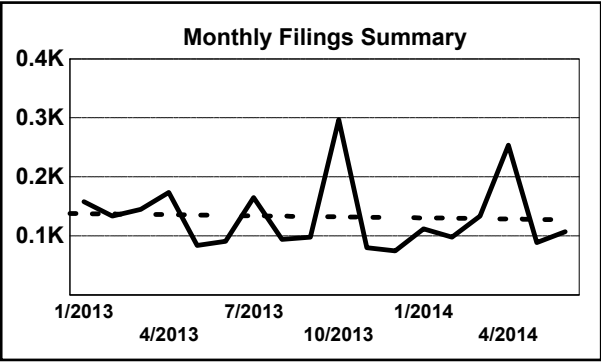


	Jan	Feb	Mar	Apr	May	Jun	Jul	Aug	Sep	Oct	Nov	Dec	Thru Jun	% Change	Trending	Total
2013	457	442	475	398	583	327	306	304	242	426	315	344	2,682			4,619
2014	493	350	310	408	339	237	-	-	-	-	-	-	2,137	-20.3%	▼	2,137

		Jan	Feb	Mar	Apr	May	Jun	Jul	Aug	Sep	Oct	Nov	Dec	Thru Jun	% Change	Trending	Total
Administrative Law	2013	-	-	1	1	1	-	-	1	1	-	1	-	3			6
	2014	1	-	-	-	-	-	-	-	-	-	-	-	1	-66.7%	▼	1
Contested Divorce	2013	13	15	14	17	11	15	7	9	11	14	7	14	85			147
	2014	11	9	15	8	5	5	-	-	-	-	-	-	53	-37.6%	▼	53
Domestic and Family - Level 1	2013	26	16	9	8	32	8	10	16	5	2	17	22	99			171
	2014	66	9	10	24	12	1	-	-	-	-	-	-	122	23.2%	▲	122
Domestic and Family - Level 2	2013	4	2	3	3	4	4	2	5	6	6	1	2	20			42
	2014	-	3	4	2	3	1	-	-	-	-	-	-	13	-35.0%	▼	13
General Civil - Level 1	2013	4	1	7	9	3	1	2	-	5	3	3	4	25			42
	2014	1	2	1	-	5	1	-	-	-	-	-	-	10	-60.0%	▼	10
General Civil - Level 2	2013	15	8	23	4	25	15	11	8	17	18	16	26	90			186
	2014	15	14	22	13	19	9	-	-	-	-	-	-	92	2.2%	▲	92
General Civil - Level 3	2013	7	5	15	8	13	10	9	8	5	14	6	12	58			112
	2014	7	10	10	6	5	5	-	-	-	-	-	-	43	-25.9%	▼	43
Miscellaneous	2013	154	177	154	129	111	80	81	74	77	84	83	90	805			1,294
	2014	85	94	101	78	76	39	-	-	-	-	-	-	473	-41.2%	▼	473
Misdemeanor	2013	56	29	55	51	69	32	56	46	27	69	31	29	292			550
	2014	91	29	33	53	50	23	-	-	-	-	-	-	279	-4.5%	▼	279
Non-Capital Felonies and Related Matters	2013	132	135	141	130	275	115	94	110	62	174	126	111	928			1,605
	2014	169	140	73	172	127	97	-	-	-	-	-	-	778	-16.2%	▼	778
Other	2013	3	4	4	3	4	1	1	2	2	6	2	2	19			34
	2014	4	1	4	7	2	13	-	-	-	-	-	-	31	63.2%	▲	31
Other Criminally Related Matters	2013	6	7	3	9	7	11	7	3	4	4	5	4	43			70
	2014	10	5	4	7	6	11	-	-	-	-	-	-	43	0.0%	↔	43
Probates/Wills and Trusts - Level 1	2013	1	-	-	-	-	-	-	-	-	-	-	-	1			1
	2014	-	-	-	-	2	-	-	-	-	-	-	-	2	100.0%	▲	2
Probates/Wills and Trusts - Level 2	2013	2	1	1	-	1	8	5	2	-	2	1	4	13			27
	2014	1	2	3	2	3	4	-	-	-	-	-	-	15	15.4%	▲	15
Protective Orders	2013	1	-	1	1	-	-	-	-	-	-	-	-	3			3
Uncontested Divorce	2013	33	42	44	25	27	27	21	20	20	30	16	24	198			329
	2014	32	32	30	36	24	28	-	-	-	-	-	-	182	-8.1%	▼	182

Type of Court: Circuit
Locale/Circuit: Alleghany 25
Start/End Date: Jan-13 / Jun-14
Type of Case: Filings
AVG. Month: 133
2013 AVG Month: 133
2014 AVG Month: 132
Jan-Jun 2013: 786
Jan-Jun 2014: 794
Filings Trending: Steady ↔

D
a
s
h
b
o
a
r
d



	Jan	Feb	Mar	Apr	May	<u>Jun</u>	Jul	Aug	Sep	Oct	Nov	Dec	Thru Jun	% Change	Trending	<u>Total</u>
2013	158	134	145	174	84	91	165	94	98	297	80	75	786			1,595
2014	112	98	134	254	89	107	-	-	-	-	-	-	794	1.0%	▲	794

		Jan	Feb	Mar	Apr	May	<u>Jun</u>	Jul	Aug	Sep	Oct	Nov	Dec	Thru Jun	% Change	Trending	<u>Total</u>
Administrative Law	2013	1	-	-	-	-	-	-	1	-	-	-	-	1			2
	2014	-	-	-	-	1	-	-	-	-	-	-	-	1	0.0%	↔	1
Contested Divorce	2013	-	1	2	3	2	1	2	4	1	2	2	2	9	122.2%	▲	22
	2014	5	2	3	1	6	3	-	-	-	-	-	-	20			20
Domestic and Family - Level 1	2013	-	1	-	2	1	1	2	-	1	-	1	3	5			12
	2014	-	1	1	-	-	-	-	-	-	-	-	-	2	-60.0%	▼	2
Domestic and Family - Level 2	2013	-	1	-	2	1	5	1	-	-	-	-	-	9			10
	2014	1	-	1	2	-	3	-	-	-	-	-	-	7	-22.2%	▼	7
General Civil - Level 1	2013	-	-	-	-	1	-	-	-	-	-	-	2	1			3
	2014	-	1	-	1	-	1	-	-	-	-	-	-	3	200.0%	▲	3
General Civil - Level 2	2013	1	3	4	7	-	4	-	3	1	2	3	-	19			28
	2014	3	1	3	1	1	3	-	-	-	-	-	-	12	-36.8%	▼	12
General Civil - Level 3	2013	1	1	2	-	2	3	1	1	6	4	1	5	9			27
	2014	2	-	2	-	2	-	-	-	-	-	-	-	6	-33.3%	▼	6
Miscellaneous	2013	68	76	80	44	35	35	39	51	42	40	25	32	338			567
	2014	41	47	59	46	25	34	-	-	-	-	-	-	252	-25.4%	▼	252
Misdemeanor	2013	16	13	5	18	14	11	19	2	8	24	5	10	77			145
	2014	10	8	9	8	4	9	-	-	-	-	-	-	48	-37.7%	▼	48
Non-Capital Felonies and Related Matters	2013	62	22	40	87	16	24	92	18	27	212	32	14	251			646
	2014	43	31	35	183	35	39	-	-	-	-	-	-	366	45.8%	▲	366
Other	2013	3	2	2	2	1	4	2	4	2	3	2	-	14			27
	2014	3	3	5	2	3	7	-	-	-	-	-	-	23	64.3%	▲	23
Other Criminally Related Matters	2013	2	1	-	1	1	-	2	2	3	3	-	3	5			18
	2014	-	1	2	1	3	3	-	-	-	-	-	-	10	100.0%	▲	10
Probates/Wills and Trusts - Level 2	2013	-	2	-	3	2	1	1	-	1	-	2	-	8			12
	2014	2	1	1	1	-	-	-	-	-	-	-	-	5	-37.5%	▼	5
Protective Orders	2013	-	-	-	-	1	-	-	-	-	-	-	-	1			1
Uncontested Divorce	2013	4	11	10	5	7	2	4	8	6	7	7	4	39			75
	2014	2	2	13	8	9	5	-	-	-	-	-	-	39	0.0%	↔	39

Type of Court: Circuit

Locale/Circuit: Augusta 25

Start/End Date: Jan-13 / Jun-14

Type of Case: Filings

AVG. Month: 375

2013 AVG Month: 364

2014 AVG Month: 397

Jan-Jun 2013: 2,541

Jan-Jun 2014: 2,383

Filings Trending: Downward ▼

D

a

s

h

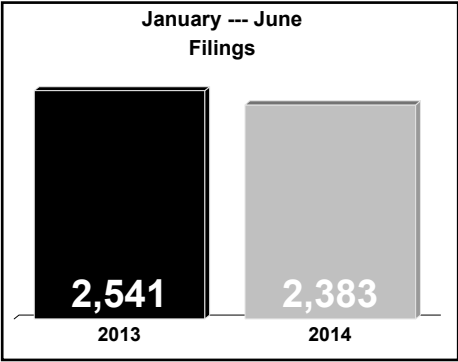
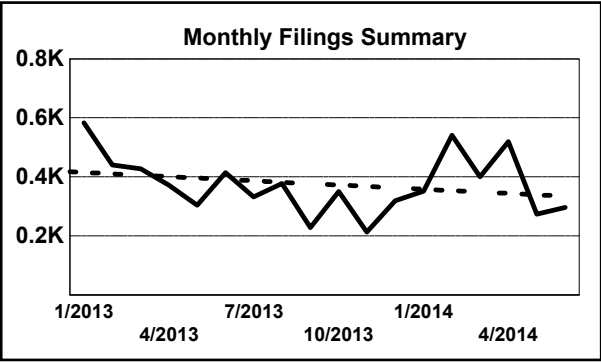
b

o

a

r

d

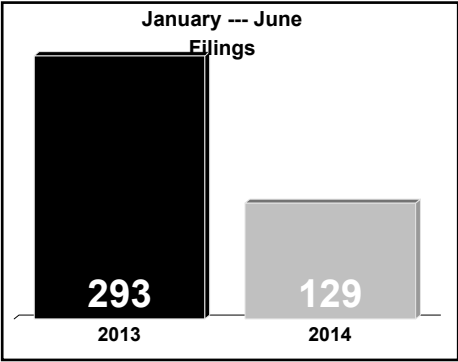
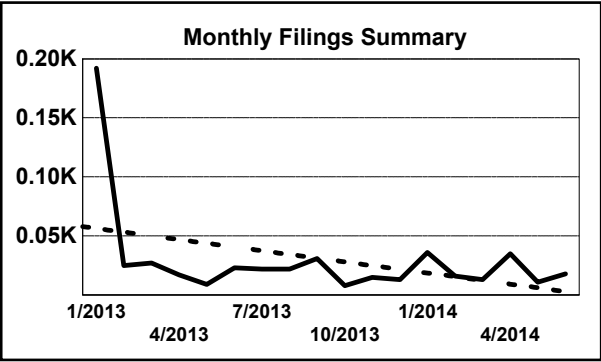


	Jan	Feb	Mar	Apr	May	<u>Jun</u>	Jul	Aug	Sep	Oct	Nov	Dec	Thru Jun	% Change	Trending	<u>Total</u>
2013	583	440	427	372	304	415	332	378	228	351	213	319	2,541			4,362
2014	352	541	400	519	274	297	-	-	-	-	-	-	2,383	-6.2%	▼	2,383

		Jan	Feb	Mar	Apr	May	<u>Jun</u>	Jul	Aug	Sep	Oct	Nov	Dec	Thru Jun	% Change	Trending	<u>Total</u>
Administrative Law	2013	1	-	-	-	2	-	1	-	1	-	-	1	3			6
	2014	-	1	-	-	1	1	-	-	-	-	-	-	3	0.0%	↔	3
Contested Divorce	2013	5	6	3	1	3	4	7	5	2	6	3	4	22			49
	2014	8	6	2	8	4	6	-	-	-	-	-	-	34	54.5%	▲	34
Domestic and Family - Level 1	2013	11	10	10	9	16	5	6	10	6	11	17	6	61			117
	2014	20	20	12	-	19	11	-	-	-	-	-	-	82	34.4%	▲	82
Domestic and Family - Level 2	2013	3	5	5	4	11	10	6	6	5	6	7	4	38			72
	2014	5	8	16	9	7	12	-	-	-	-	-	-	57	50.0%	▲	57
General Civil - Level 1	2013	-	-	1	-	-	-	1	1	-	-	-	2	1			5
	2014	-	1	1	1	3	-	-	-	-	-	-	-	6	500.0%	▲	6
General Civil - Level 2	2013	10	8	5	7	8	6	8	8	3	5	6	7	44			81
	2014	7	7	4	9	7	3	-	-	-	-	-	-	37	-15.9%	▼	37
General Civil - Level 3	2013	1	4	3	1	4	8	4	8	5	3	-	6	21			47
	2014	2	2	6	8	1	1	-	-	-	-	-	-	20	-4.8%	▼	20
Miscellaneous	2013	357	282	221	172	145	95	139	136	116	127	126	149	1,272			2,065
	2014	184	246	228	196	115	125	-	-	-	-	-	-	1,094	-14.0%	▼	1,094
Misdemeanor	2013	14	12	5	4	5	3	11	9	7	5	10	9	43			94
	2014	7	9	8	7	4	8	-	-	-	-	-	-	43	0.0%	↔	43
Non-Capital Felonies and Related Matters	2013	161	92	144	146	79	264	118	170	54	153	31	101	886			1,513
	2014	92	215	97	236	90	87	-	-	-	-	-	-	817	-7.8%	▼	817
Other	2013	11	9	11	12	7	9	10	9	10	12	4	13	59			117
	2014	14	10	7	14	7	18	-	-	-	-	-	-	70	18.6%	▲	70
Other Criminally Related Matters	2013	3	-	2	1	3	-	3	4	4	2	3	3	9			28
	2014	2	1	2	3	3	2	-	-	-	-	-	-	13	44.4%	▲	13
Probates/Wills and Trusts - Level 1	2013	-	-	-	1	-	-	-	-	-	3	-	-	1			4
	2014	-	1	1	-	-	-	-	-	-	-	-	-	2	100.0%	▲	2
Probates/Wills and Trusts - Level 2	2013	-	-	3	1	1	1	1	3	2	1	1	3	6			17
	2014	1	-	-	-	-	3	-	-	-	-	-	-	4	-33.3%	▼	4
Protective Orders	2013	-	-	-	-	-	-	-	-	-	1	-	1	0			2
Uncontested Divorce	2013	6	12	14	13	20	10	17	9	13	16	5	10	75	0.0%	↔	145
	2014	10	14	16	28	13	20	-	-	-	-	-	-	101	34.7%	▲	101

Type of Court: Circuit
Locale/Circuit: Bath 25
Start/End Date: Jan-13 / Jun-14
Type of Case: Filings
AVG. Month: 30
2013 AVG Month: 34
2014 AVG Month: 22
Jan-Jun 2013: 293
Jan-Jun 2014: 129
Filings Trending: Downward ▼

D
a
s
h
b
o
a
r
d



	Jan	Feb	Mar	Apr	May	<u>Jun</u>	Jul	Aug	Sep	Oct	Nov	Dec	Thru Jun	% Change	Trending	Total
2013	192	25	27	17	9	23	22	22	31	8	15	13	293			404
2014	36	16	13	35	11	18	-	-	-	-	-	-	129	-56.0%	▼	129

		Jan	Feb	Mar	Apr	May	<u>Jun</u>	Jul	Aug	Sep	Oct	Nov	Dec	Thru Jun	% Change	Trending	Total
Contested Divorce	2013	-	-	1	-	1	-	1	1	-	1	-	2	2			7
	2014	1	-	-	2	1	-	-	-	-	-	-	-	4	100.0%	▲	4
Domestic and Family - Level 1	2013	-	-	-	-	-	-	1	-	-	-	-	-	0	0.0%	↔	1
	2014	1	1	-	-	-	-	-	-	-	-	-	-	2			2
General Civil - Level 2	2013	1	1	-	-	-	-	-	-	-	-	3	-	2			5
	2014	1	-	-	-	1	2	-	-	-	-	-	-	4	100.0%	▲	4
General Civil - Level 3	2013	1	-	2	-	-	3	-	-	-	-	-	1	6			7
	2014	1	-	-	-	-	-	-	-	-	-	-	-	1	-83.3%	▼	1
Miscellaneous	2013	20	22	21	15	3	10	19	17	17	7	12	6	91			169
	2014	17	12	10	18	8	8	-	-	-	-	-	-	73	-19.8%	▼	73
Misdemeanor	2013	1	-	-	1	-	-	-	1	4	-	-	-	2			7
	2014	5	-	1	9	-	-	-	-	-	-	-	-	15	650.0%	▲	15
Non-Capital Felonies and Related Matters	2013	167	1	-	-	-	10	1	2	9	-	-	4	178			194
	2014	10	-	-	6	1	8	-	-	-	-	-	-	25	-86.0%	▼	25
Other Criminally Related Matters	2013	-	1	-	-	-	-	-	-	-	-	-	-	1			1
	2014	-	-	1	-	-	-	-	-	-	-	-	-	1	0.0%	↔	1
Probates/Wills and Trusts	2013	-	-	-	-	2	-	-	-	-	-	-	-	2			2
Probates/Wills and Trusts	2013	-	-	-	-	1	-	-	-	-	-	-	-	1			1
Uncontested Divorce	2013	2	-	3	1	2	-	-	1	1	-	-	-	8			10
	2014	-	3	1	-	-	-	-	-	-	-	-	-	4	-50.0%	▼	4

Type of Court: Circuit

Locale/Circuit: Botetourt 25

Start/End Date: Jan-13 / Jun-14

Type of Case: Filings

AVG. Month: 173

2013 AVG Month: 176

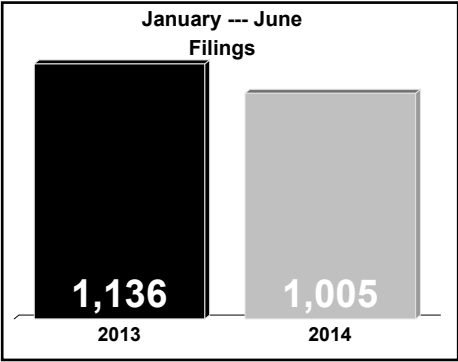
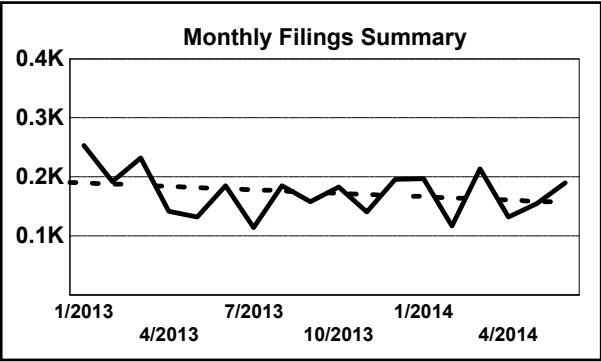
2014 AVG Month: 168

Jan-Jun 2013: 1,136

Jan-Jun 2014: 1,005

Filings Trending: Downward ▼

D
a
s
h
b
o
a
r
d

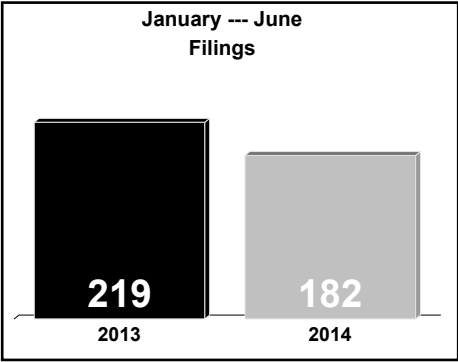
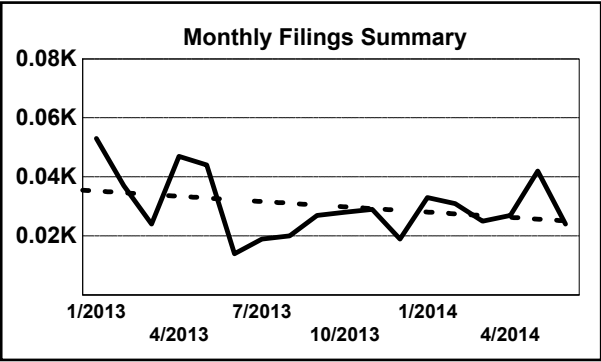


	Jan	Feb	Mar	Apr	May	<u>Jun</u>	Jul	Aug	Sep	Oct	Nov	Dec	Thru Jun	% Change	Trending	<u>Total</u>
2013	253	192	232	142	132	185	114	185	158	183	141	196	1,136			2,113
2014	197	117	214	132	155	190	-	-	-	-	-	-	1,005	-11.5%	▼	1,005

		Jan	Feb	Mar	Apr	May	<u>Jun</u>	Jul	Aug	Sep	Oct	Nov	Dec	Thru Jun	% Change	Trending	<u>Total</u>
Contested Divorce	2013	2	3	5	1	2	4	2	2	4	2	2	3	17			32
	2014	-	4	2	1	4	5	-	-	-	-	-	-	16	-5.9%	▼	16
Domestic and Family - Level 1	2013	1	2	-	24	-	10	1	3	4	2	4	1	37			52
	2014	5	2	-	8	2	-	-	-	-	-	-	-	17	-54.1%	▼	17
Domestic and Family - Level 2	2013	2	1	1	1	1	3	1	1	3	1	-	1	9			16
	2014	-	-	2	1	-	1	-	-	-	-	-	-	4	-55.6%	▼	4
General Civil - Level 1	2013	-	-	1	-	1	1	-	-	-	-	-	-	3			3
	2014	-	1	1	-	-	1	-	-	-	-	-	-	3	0.0%	↔	3
General Civil - Level 2	2013	6	3	5	6	2	1	5	2	3	3	6	2	23			44
	2014	3	3	4	3	5	4	-	-	-	-	-	-	22	-4.3%	▼	22
General Civil - Level 3	2013	4	3	4	3	1	-	3	5	2	4	2	3	15			34
	2014	4	4	4	5	-	1	-	-	-	-	-	-	18	20.0%	▲	18
Miscellaneous	2013	167	124	106	76	74	61	61	63	105	84	79	94	608			1,094
	2014	121	76	98	76	61	65	-	-	-	-	-	-	497	-18.3%	▼	497
Misdemeanor	2013	18	11	18	3	14	19	9	15	7	18	11	11	83			154
	2014	12	6	18	12	15	17	-	-	-	-	-	-	80	-3.6%	▼	80
Non-Capital Felonies and Related Matters	2013	36	38	83	16	25	74	22	78	19	52	26	71	272			540
	2014	37	13	71	18	51	69	-	-	-	-	-	-	259	-4.8%	▼	259
Other	2013	-	-	-	-	1	-	-	-	-	1	-	-	1			2
	2014	-	-	-	-	1	14	-	-	-	-	-	-	15	1,400.0%	▲	15
Other Criminally Related Matters	2013	6	3	2	2	2	6	1	7	4	2	6	5	21			46
	2014	6	1	5	3	4	5	-	-	-	-	-	-	24	14.3%	▲	24
Probates/Wills and Trusts	2014	-	-	-	-	2	-	-	-	-	-	-	-	2			2
Probates/Wills and Trusts - Level 2	2013	-	1	1	-	-	-	-	2	-	2	1	2	2			9
	2014	-	-	2	-	1	-	-	-	-	-	-	-	3	50.0%	▲	3
Uncontested Divorce	2013	11	3	6	10	9	6	9	7	7	12	4	3	45			87
	2014	9	7	7	5	9	8	-	-	-	-	-	-	45	0.0%	↔	45

Type of Court: Circuit
Locale/Circuit: Craig 25
Start/End Date: Jan-13 / Jun-14
Type of Case: Filings
AVG. Month: 30
2013 AVG Month: 30
2014 AVG Month: 30
Jan-Jun 2013: 219
Jan-Jun 2014: 182
Filings Trending: Downward ▼

D
a
s
h
b
o
a
r
d

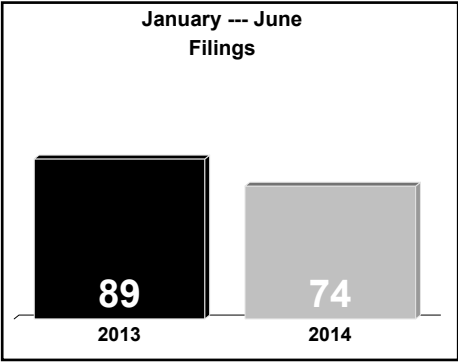
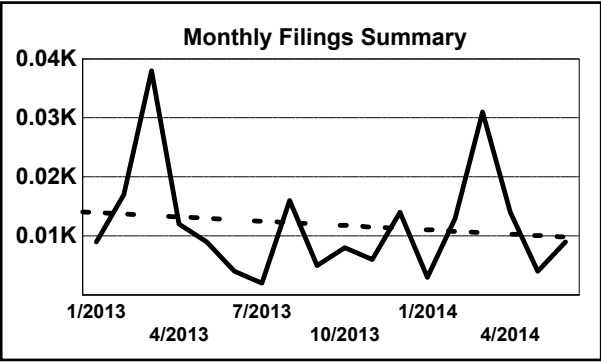


	Jan	Feb	Mar	Apr	May	Jun	Jul	Aug	Sep	Oct	Nov	Dec	Thru Jun	% Change	Trending	Total
2013	53	37	24	47	44	14	19	20	27	28	29	19	219			361
2014	33	31	25	27	42	24	-	-	-	-	-	-	182	-16.9%	▼	182

		Jan	Feb	Mar	Apr	May	Jun	Jul	Aug	Sep	Oct	Nov	Dec	Thru Jun	% Change	Trending	Total
Contested Divorce	2013	1	-	1	-	3	1	-	-	-	2	2	-	6			10
	2014	-	1	-	-	1	-	-	-	-	-	-	-	2	-66.7%	▼	2
Domestic and Family - Level 1	2013	6	1	-	23	2	-	1	-	1	-	2	2	32			38
	2014	1	2	3	-	4	-	-	-	-	-	-	-	10	-68.8%	▼	10
Domestic and Family - Level 2	2013	-	-	-	1	-	-	-	-	-	-	-	-	1			1
	2014	-	-	-	-	1	-	-	-	-	-	-	-	1	0.0%	↔	1
General Civil - Level 1	2014	-	-	-	-	1	2	-	-	-	-	-	-	3			3
	2013	1	-	-	2	1	-	-	-	-	-	-	-	4			4
General Civil - Level 2	2014	1	2	-	1	3	-	-	-	-	-	-	-	7	75.0%	▲	7
	2013	-	-	-	-	1	1	-	-	1	-	-	-	2			3
General Civil - Level 3	2014	1	-	-	-	-	-	-	-	-	-	-	-	1	-50.0%	▼	1
	2013	41	35	21	14	23	10	14	19	20	24	21	14	144			256
Miscellaneous	2014	20	18	19	24	20	14	-	-	-	-	-	-	115	-20.1%	▼	115
	2013	-	1	-	2	6	-	-	-	2	1	-	1	9			13
Misdemeanor	2014	2	1	1	-	4	4	-	-	-	-	-	-	12	33.3%	▲	12
	2013	1	-	-	-	7	1	1	1	3	-	2	1	9			17
Non-Capital Felonies and Related Matters	2014	4	5	-	-	7	2	-	-	-	-	-	-	18	100.0%	▲	18
	2013	1	-	1	2	-	-	1	-	-	1	-	-	4			6
Other	2014	2	-	-	-	-	1	-	-	-	-	-	-	3	-25.0%	▼	3
	2013	-	-	-	1	-	-	-	-	-	-	-	-	1			1
Other Criminally Related M	2013	-	-	-	-	-	1	-	-	-	-	-	-	1			1
Probates/Wills and Trusts	2013	-	-	-	-	-	-	-	-	-	-	-	-	1			1
Uncontested Divorce	2013	2	-	1	2	1	-	2	-	-	-	2	1	6			11
	2014	2	2	2	2	1	1	-	-	-	-	-	-	10	66.7%	▲	10

Type of Court: Circuit
Locale/Circuit: Highland 25
Start/End Date: Jan-13 / Jun-14
Type of Case: Filings
AVG. Month: 12
2013 AVG Month: 12
2014 AVG Month: 12
Jan-Jun 2013: 89
Jan-Jun 2014: 74
Filings Trending: Downward ▼

D
a
s
h
b
o
a
r
d

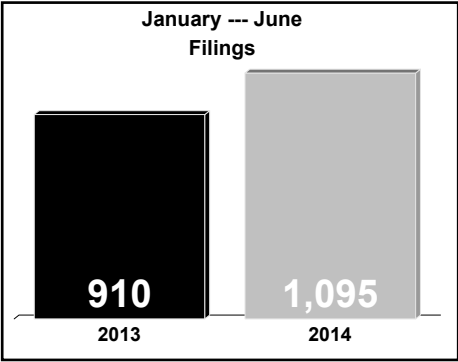
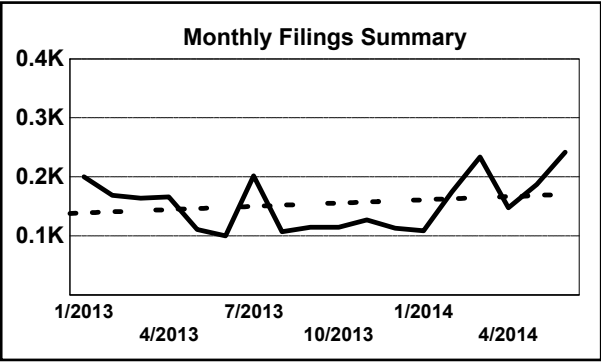


	Jan	Feb	Mar	Apr	May	<u>Jun</u>	Jul	Aug	Sep	Oct	Nov	Dec	Thru Jun	% Change	Trending	Total
2013	9	17	38	12	9	4	2	16	5	8	6	14	89			140
2014	3	13	31	14	4	9	-	-	-	-	-	-	74	-16.9%	▼	74

		Jan	Feb	Mar	Apr	May	<u>Jun</u>	Jul	Aug	Sep	Oct	Nov	Dec	Thru Jun	% Change	Trending	Total
Administrative Law	2013	-	-	-	-	-	-	-	-	-	-	-	1	0			1
Contested Divorce	2013	-	1	1	-	1	-	1	-	1	-	-	1	3	0.0%	↔	6
	2014	-	1	-	1	-	-	-	-	-	-	-	-	2	-33.3%	▼	2
General Civil - Level 2	2013	-	-	1	-	-	-	-	-	-	1	-	-	1			2
	2014	-	-	-	-	1	-	-	-	-	-	-	-	1	0.0%	↔	1
General Civil - Level 3	2013	-	-	2	-	-	-	-	-	-	-	-	-	2			2
Miscellaneous	2013	8	11	18	12	8	4	1	16	1	6	4	3	61			92
	2014	1	12	11	4	3	7	-	-	-	-	-	-	38	-37.7%	▼	38
Misdemeanor	2013	1	2	5	-	-	-	-	-	-	-	-	4	8			12
	2014	-	-	-	-	-	1	-	-	-	-	-	-	1	-87.5%	▼	1
Non-Capital Felonies and Related Matters	2013	-	3	11	-	-	-	-	-	2	1	1	5	14			23
	2014	1	-	19	9	-	1	-	-	-	-	-	-	30	114.3%	▲	30
Uncontested Divorce	2013	-	-	-	-	-	-	-	-	1	-	1	-	0			2
	2014	1	-	1	-	-	-	-	-	-	-	-	-	2	0.0%	↔	2

Type of Court: Circuit
Locale/Circuit: Rockbridge 25
Start/End Date: Jan-13 / Jun-14
Type of Case: Filings
AVG. Month: 155
2013 AVG Month: 141
2014 AVG Month: 183
Jan-Jun 2013: 910
Jan-Jun 2014: 1,095
Filings Trending: Upward ▲

D
a
s
h
b
o
a
r
d

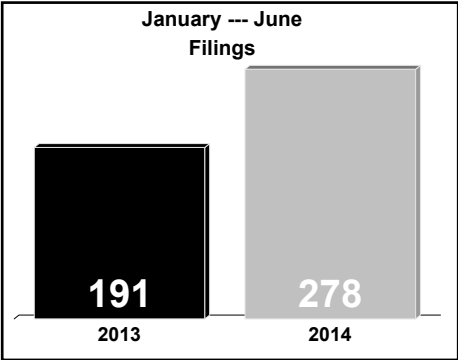
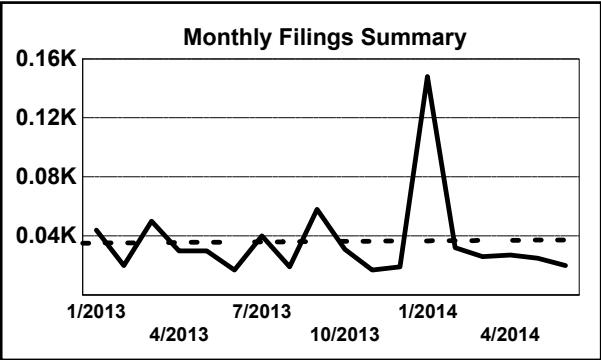


	Jan	Feb	Mar	Apr	May	<u>Jun</u>	Jul	Aug	Sep	Oct	Nov	Dec	Thru Jun	% Change	Trending	<u>Total</u>
2013	200	169	164	166	111	100	202	107	115	115	127	113	910			1,689
2014	109	175	234	148	187	242	-	-	-	-	-	-	1,095	20.3%	▲	1,095

		Jan	Feb	Mar	Apr	May	<u>Jun</u>	Jul	Aug	Sep	Oct	Nov	Dec	Thru Jun	% Change	Trending	<u>Total</u>
Administrative Law	2014	-	-	-	1	-	-	-	-	-	-	-	-	1			1
Contested Divorce	2013	-	11	3	3	1	2	-	2	3	1	3	2	20			31
	2014	2	1	2	4	5	2	-	-	-	-	-	-	16	-20.0%	▼	16
Domestic and Family - Level 1	2013	4	1	1	5	2	-	3	1	3	2	2	5	13			29
	2014	-	1	1	4	2	-	-	-	-	-	-	-	8	-38.5%	▼	8
Domestic and Family - Level 2	2013	1	1	-	-	-	1	-	-	1	1	-	-	3			5
	2014	1	1	-	-	1	-	-	-	-	-	-	-	3	0.0%	↔	3
General Civil - Level 1	2013	-	1	-	-	-	-	-	1	-	1	-	-	1			3
	2014	-	1	1	-	-	-	-	-	-	-	-	-	2	100.0%	▲	2
General Civil - Level 2	2013	2	3	2	2	3	2	4	1	2	4	3	5	14			33
	2014	6	2	5	5	5	9	-	-	-	-	-	-	32	128.6%	▲	32
General Civil - Level 3	2013	5	6	4	2	5	4	1	-	2	1	6	2	26			38
	2014	3	4	7	1	5	4	-	-	-	-	-	-	24	-7.7%	▼	24
Miscellaneous	2013	85	61	49	52	51	38	49	44	43	30	48	53	336			603
	2014	40	57	94	67	46	52	-	-	-	-	-	-	356	6.0%	▲	356
Misdemeanor	2013	19	29	31	31	10	13	21	15	24	19	18	22	133			252
	2014	13	20	19	16	39	32	-	-	-	-	-	-	139	4.5%	▲	139
Non-Capital Felonies and Related Matters	2013	75	37	60	58	28	30	116	36	31	43	34	18	288			566
	2014	36	77	91	38	68	127	-	-	-	-	-	-	437	51.7%	▲	437
Other	2013	5	3	2	2	3	-	-	1	1	-	2	-	15			19
	2014	1	-	-	2	4	1	-	-	-	-	-	-	8	-46.7%	▼	8
Other Criminally Related Matters	2013	3	6	-	8	1	6	2	1	1	6	3	4	24			41
	2014	-	3	9	4	7	5	-	-	-	-	-	-	28	16.7%	▲	28
Probates/Wills and Trusts	2014	-	-	1	-	-	-	-	-	-	-	-	-	1			1
Probates/Wills and Trusts - Level 2	2013	-	1	2	-	-	-	-	1	-	2	1	-	3			7
	2014	1	1	-	-	2	2	-	-	-	-	-	-	6	100.0%	▲	6
Uncontested Divorce	2013	1	9	10	3	7	4	6	4	4	5	7	2	34			62
	2014	6	7	4	6	3	8	-	-	-	-	-	-	34	0.0%	↔	34

Type of Court: Circuit
Locale/Circuit: Buena Vista 25
Start/End Date: Jan-13 / Jun-14
Type of Case: Filings
AVG. Month: 36
2013 AVG Month: 31
2014 AVG Month: 46
Jan-Jun 2013: 191
Jan-Jun 2014: 278
Filings Trending: Upward ▲

D
a
s
h
b
o
a
r
d



	Jan	Feb	Mar	Apr	May	<u>Jun</u>	Jul	Aug	Sep	Oct	Nov	Dec	Thru Jun	% Change	Trending	Total
2013	44	20	50	30	30	17	40	19	58	31	17	19	191			375
2014	148	32	26	27	25	20	-	-	-	-	-	-	278	45.5%	▲	278

		Jan	Feb	Mar	Apr	May	<u>Jun</u>	Jul	Aug	Sep	Oct	Nov	Dec	Thru Jun	% Change	Trending	Total
Contested Divorce	2013	4	-	-	1	1	1	2	2	2	-	1	-	7			14
	2014	-	-	-	1	-	4	-	-	-	-	-	-	5	-28.6%	▼	5
Domestic and Family - Level 1	2013	-	-	-	-	1	-	1	1	4	5	-	-	1			12
	2014	1	-	-	3	-	-	-	-	-	-	-	-	4	300.0%	▲	4
Domestic and Family - Lev	2014	-	-	1	-	-	-	-	-	-	-	-	-	1			1
General Civil - Level 1	2014	-	-	-	-	-	1	-	-	-	-	-	-	1			1
General Civil - Level 2	2013	2	-	-	1	-	-	-	-	-	-	-	1	3			4
General Civil - Level 3	2013	-	-	-	-	-	-	-	-	-	-	1	1	0			2
Miscellaneous	2013	18	10	19	11	5	3	3	4	11	7	6	10	66	0.0%	↔	107
	2014	10	15	9	7	6	2	-	-	-	-	-	-	49	-25.8%	▼	49
Misdemeanor	2013	8	2	3	6	5	5	1	7	5	4	6	-	29			52
	2014	2	5	2	2	5	5	-	-	-	-	-	-	21	-27.6%	▼	21
Non-Capital Felonies and Related Matters	2013	9	6	24	9	16	5	31	4	33	14	2	5	69			158
	2014	132	9	8	10	6	6	-	-	-	-	-	-	171	147.8%	▲	171
Other	2014	-	-	-	-	-	1	-	-	-	-	-	-	1			1
Other Criminally Related Matters	2013	1	-	-	-	-	-	1	-	-	-	-	-	1			2
	2014	2	2	1	1	1	-	-	-	-	-	-	-	7	600.0%	▲	7
Probates/Wills and Trusts - Level 2	2013	-	1	-	-	-	-	-	-	1	-	1	-	1			3
	2014	1	1	-	-	1	-	-	-	-	-	-	-	3	200.0%	▲	3
Uncontested Divorce	2013	2	1	4	2	2	3	1	1	2	1	-	2	14			21
	2014	-	-	5	3	6	1	-	-	-	-	-	-	15	7.1%	▲	15

Type of Court: Circuit

Locale/Circuit: Staunton 25

Start/End Date: Jan-13 / Jun-14

Type of Case: Filings

AVG. Month: 133

2013 AVG Month: 129

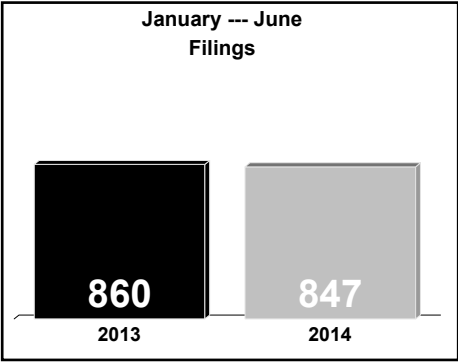
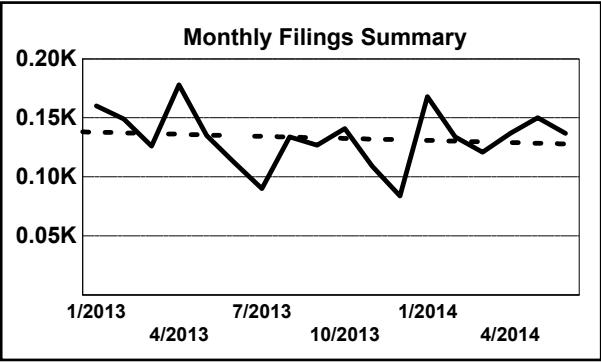
2014 AVG Month: 141

Jan-Jun 2013: 860

Jan-Jun 2014: 847

Filings Trending: Steady ↔

D
a
s
h
b
o
a
r
d

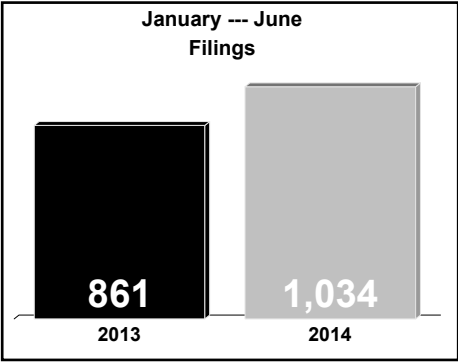
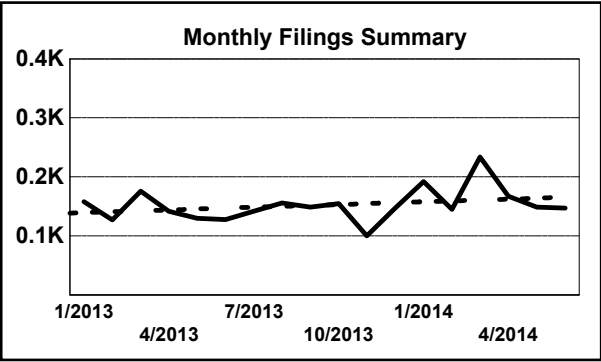


	Jan	Feb	Mar	Apr	May	<u>Jun</u>	Jul	Aug	Sep	Oct	Nov	Dec	Thru Jun	% Change	Trending	<u>Total</u>
2013	160	149	126	178	135	112	90	134	127	141	109	84	860			1,545
2014	168	134	121	137	150	137	-	-	-	-	-	-	847	-1.5%	▼	847

		Jan	Feb	Mar	Apr	May	<u>Jun</u>	Jul	Aug	Sep	Oct	Nov	Dec	Thru Jun	% Change	Trending	<u>Total</u>
Administrative Law	2013	-	-	-	-	1	-	-	-	-	-	-	-	1			1
Contested Divorce	2013	4	5	2	4	2	4	5	1	1	2	1	-	21			31
	2014	4	4	4	2	2	1	-	-	-	-	-	-	17	-19.0%	▼	17
Domestic and Family - Level 1	2013	-	2	1	16	2	5	1	1	2	5	4	3	26			42
	2014	5	1	3	3	4	3	-	-	-	-	-	-	19	-26.9%	▼	19
Domestic and Family - Level 2	2013	-	-	1	-	1	-	1	1	-	-	1	1	2			6
	2014	-	-	2	1	4	6	-	-	-	-	-	-	13	550.0%	▲	13
General Civil - Level 1	2013	-	-	1	-	-	-	-	-	2	-	-	-	1			3
	2014	-	-	-	-	1	-	-	-	-	-	-	-	1	0.0%	↔	1
General Civil - Level 2	2013	2	-	-	3	2	1	3	1	1	2	2	3	8			20
	2014	1	2	2	2	-	-	-	-	-	-	-	-	7	-12.5%	▼	7
General Civil - Level 3	2013	8	8	4	5	3	5	3	15	4	8	5	8	33			76
	2014	10	4	6	8	5	2	-	-	-	-	-	-	35	6.1%	▲	35
Miscellaneous	2013	43	54	44	35	23	21	24	36	18	35	23	31	220			387
	2014	29	42	46	31	26	24	-	-	-	-	-	-	198	-10.0%	▼	198
Misdemeanor	2013	5	19	12	11	7	9	11	11	8	21	17	3	63			134
	2014	25	11	5	13	13	24	-	-	-	-	-	-	91	44.4%	▲	91
Non-Capital Felonies and Related Matters	2013	92	43	42	95	78	57	30	53	77	58	48	30	407			703
	2014	80	57	42	58	63	62	-	-	-	-	-	-	362	-11.1%	▼	362
Other	2013	5	10	9	2	9	9	7	1	4	4	2	2	44			64
	2014	10	5	6	10	4	1	-	-	-	-	-	-	36	-18.2%	▼	36
Other Criminally Related Matters	2013	-	2	-	3	-	-	-	7	5	4	2	2	5			25
	2014	2	4	2	3	22	12	-	-	-	-	-	-	45	800.0%	▲	45
Probates/Wills and Trusts - Level 2	2013	-	2	-	-	1	-	1	1	-	-	1	1	3			7
	2014	1	-	-	-	1	-	-	-	-	-	-	-	2	-33.3%	▼	2
Protective Orders	2013	-	-	3	-	-	-	-	-	-	-	-	-	3			3
Uncontested Divorce	2013	1	4	7	4	6	1	5	6	4	2	3	-	23			43
	2014	1	4	3	6	5	2	-	-	-	-	-	-	21	-8.7%	▼	21

Type of Court: Circuit
Locale/Circuit: Waynesboro 25
Start/End Date: Jan-13 / Jun-14
Type of Case: Filings
AVG. Month: 152
2013 AVG Month: 143
2014 AVG Month: 172
Jan-Jun 2013: 861
Jan-Jun 2014: 1,034
Filings Trending: Upward ▲

D
a
s
h
b
o
a
r
d

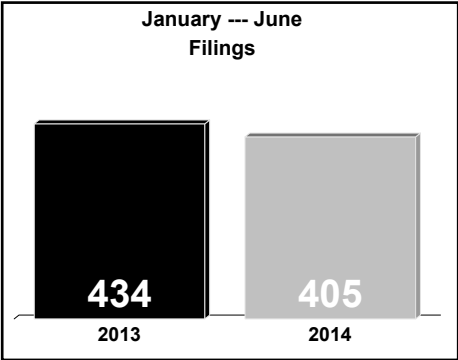
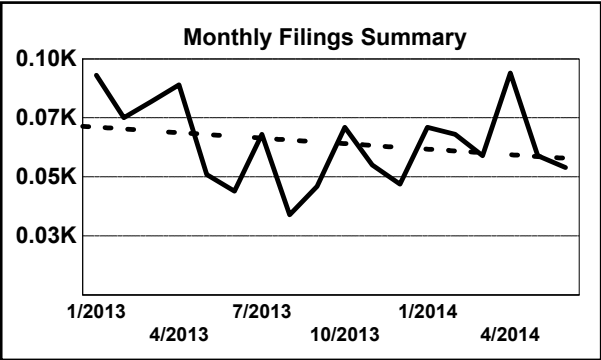


	Jan	Feb	Mar	Apr	May	<u>Jun</u>	Jul	Aug	Sep	Oct	Nov	Dec	Thru Jun	% Change	Trending	<u>Total</u>
2013	158	127	176	142	130	128	142	156	149	155	100	147	861			1,710
2014	192	145	234	167	149	147	-	-	-	-	-	-	1,034	20.1%	▲	1,034

		Jan	Feb	Mar	Apr	May	<u>Jun</u>	Jul	Aug	Sep	Oct	Nov	Dec	Thru Jun	% Change	Trending	<u>Total</u>
Administrative Law	2013	-	-	-	1	-	-	-	-	-	-	-	-	1			1
Contested Divorce	2013	8	6	12	16	2	6	6	10	7	12	10	9	50			104
	2014	9	5	14	13	14	5	-	-	-	-	-	-	60	20.0%	▲	60
Domestic and Family - Level 1	2013	2	4	4	4	6	2	9	4	3	-	4	4	22			46
	2014	2	-	1	15	11	8	-	-	-	-	-	-	37	68.2%	▲	37
Domestic and Family - Level 2	2013	-	3	1	-	-	-	1	3	2	1	-	-	4			11
	2014	-	1	-	-	3	1	-	-	-	-	-	-	5	25.0%	▲	5
General Civil - Level 1	2013	-	2	1	-	-	-	-	-	-	-	-	-	3			3
	2014	-	-	-	1	-	-	-	-	-	-	-	-	1	-66.7%	▼	1
General Civil - Level 2	2013	2	-	2	2	-	1	1	4	3	1	2	1	7			19
	2014	1	2	2	5	2	1	-	-	-	-	-	-	13	85.7%	▲	13
General Civil - Level 3	2013	1	-	1	1	5	1	-	11	2	2	-	-	9			24
	2014	-	7	1	2	5	1	-	-	-	-	-	-	16	77.8%	▲	16
Miscellaneous	2013	57	36	27	34	20	21	26	13	29	33	16	23	195			335
	2014	24	45	52	22	10	23	-	-	-	-	-	-	176	-9.7%	▼	176
Misdemeanor	2013	5	6	8	1	3	2	2	9	6	9	11	10	25			72
	2014	12	6	4	9	8	3	-	-	-	-	-	-	42	68.0%	▲	42
Non-Capital Felonies and Related Matters	2013	23	22	28	19	41	38	49	46	43	52	19	37	171			417
	2014	77	29	44	37	44	43	-	-	-	-	-	-	274	60.2%	▲	274
Other	2013	43	25	60	34	27	33	25	33	32	26	19	47	222			404
	2014	46	30	72	33	37	42	-	-	-	-	-	-	260	17.1%	▲	260
Other Criminally Related Matters	2013	-	-	-	1	2	2	2	1	2	-	2	2	5			14
	2014	-	1	3	3	-	1	-	-	-	-	-	-	8	60.0%	▲	8
Probates/Wills and Trusts - Level 2	2013	-	-	-	-	1	-	-	-	-	2	-	1	1			4
	2014	1	1	-	-	-	-	-	-	-	-	-	-	2	100.0%	▲	2
Uncontested Divorce	2013	17	23	32	29	23	22	21	22	20	17	17	13	146			256
	2014	20	18	41	27	15	19	-	-	-	-	-	-	140	-4.1%	▼	140

Type of Court: Circuit
Locale/Circuit: Clarke 26
Start/End Date: Jan-13 / Jun-14
Type of Case: Filings
AVG. Month: 64
2013 AVG Month: 63
2014 AVG Month: 68
Jan-Jun 2013: 434
Jan-Jun 2014: 405
Filings Trending: Downward ▼

D
a
s
h
b
o
a
r
d

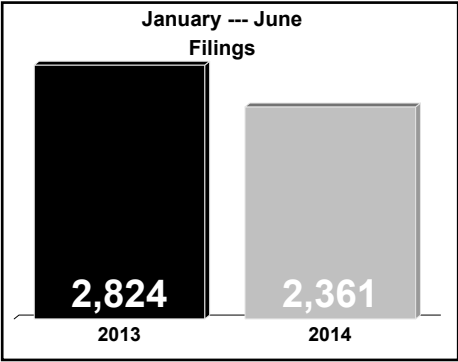
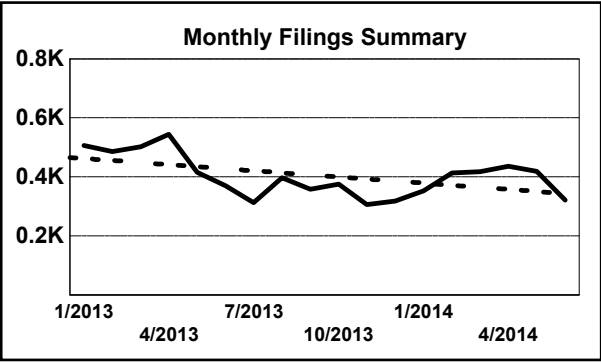


	Jan	Feb	Mar	Apr	May	<u>Jun</u>	Jul	Aug	Sep	Oct	Nov	Dec	Thru Jun	% Change	Trending	<u>Total</u>
2013	93	75	82	89	51	44	68	34	46	71	55	47	434			755
2014	71	68	59	94	59	54	-	-	-	-	-	-	405	-6.7%	▼	405

		Jan	Feb	Mar	Apr	May	<u>Jun</u>	Jul	Aug	Sep	Oct	Nov	Dec	Thru Jun	% Change	Trending	<u>Total</u>
Contested Divorce	2013	3	1	2	5	2	1	3	2	1	3	3	1	14			27
	2014	4	4	3	1	2	3	-	-	-	-	-	-	17	21.4%	▲	17
Domestic and Family - Level 1	2013	1	1	-	1	-	-	1	-	2	-	-	-	3	0.0%	↔	6
	2014	-	1	-	2	-	-	-	-	-	-	-	-	3	0.0%	↔	3
Domestic and Family - Level 2	2013	-	-	-	2	1	-	-	1	1	1	-	-	3			6
	2014	2	1	-	1	1	-	-	-	-	-	-	-	5	66.7%	▲	5
General Civil - Level 2	2013	-	1	1	3	2	4	1	-	1	1	-	1	11			15
	2014	1	-	-	1	4	-	-	-	-	-	-	-	6	-45.5%	▼	6
General Civil - Level 3	2013	1	-	-	1	1	1	-	-	-	1	2	2	4			9
	2014	-	2	2	3	1	2	-	-	-	-	-	-	10	150.0%	▲	10
Miscellaneous	2013	61	46	48	36	30	16	29	30	23	24	30	26	237			399
	2014	41	28	40	22	28	26	-	-	-	-	-	-	185	-21.9%	▼	185
Misdemeanor	2013	7	6	7	13	5	4	9	-	4	11	5	3	42			74
	2014	1	11	4	12	6	1	-	-	-	-	-	-	35	-16.7%	▼	35
Non-Capital Felonies and Related Matters	2013	18	8	22	22	7	14	23	-	6	25	11	10	91			166
	2014	9	13	8	44	10	6	-	-	-	-	-	-	90	-1.1%	▼	90
Other	2013	-	-	-	-	-	-	1	-	-	-	2	-	0			3
	2014	3	-	1	1	1	2	-	-	-	-	-	-	8	0.0%	↔	8
Other Criminally Related Matters	2013	-	2	-	1	1	1	1	-	3	3	-	1	5			13
	2014	5	6	1	3	-	8	-	-	-	-	-	-	23	360.0%	▲	23
Probates/Wills and Trusts	2014	1	-	-	-	-	-	-	-	-	-	-	-	1			1
Probates/Wills and Trusts	2013	-	3	-	-	-	-	-	-	1	-	-	-	3			4
Uncontested Divorce	2013	2	7	2	5	2	3	-	1	4	2	2	3	21			33
	2014	4	2	-	4	6	6	-	-	-	-	-	-	22	4.8%	▲	22

Type of Court: Circuit
Locale/Circuit: Frederick 26
Start/End Date: Jan-13 / Jun-14
Type of Case: Filings
AVG. Month: 403
2013 AVG Month: 408
2014 AVG Month: 394
Jan-Jun 2013: 2,824
Jan-Jun 2014: 2,361
Filings Trending: Downward ▼

D
a
s
h
b
o
a
r
d

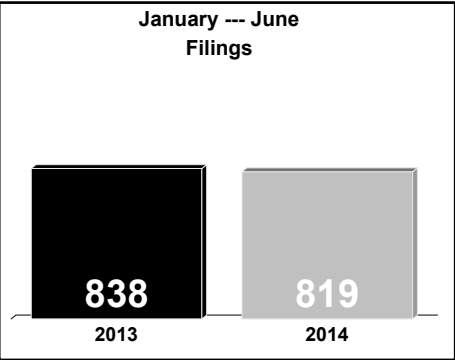
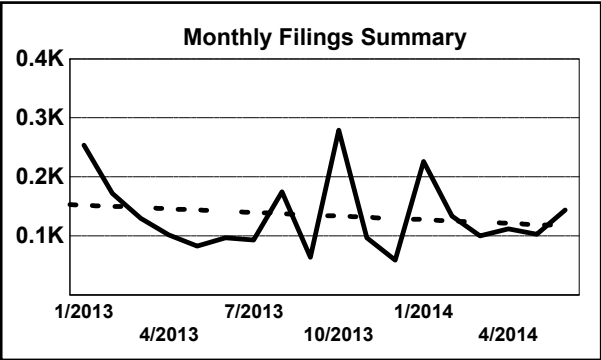


	Jan	Feb	Mar	Apr	May	Jun	Jul	Aug	Sep	Oct	Nov	Dec	Thru Jun	% Change	Trending	Total
2013	506	486	502	544	416	370	313	397	358	376	306	318	2,824			4,892
2014	353	414	418	436	419	321	-	-	-	-	-	-	2,361	-16.4%	▼	2,361

		Jan	Feb	Mar	Apr	May	Jun	Jul	Aug	Sep	Oct	Nov	Dec	Thru Jun	% Change	Trending	Total
Administrative Law	2013	1	-	-	-	-	1	-	-	-	-	1	-	2			3
	2014	-	-	-	1	-	-	-	-	-	-	-	-	1	-50.0%	▼	1
Contested Divorce	2013	12	7	15	12	13	14	10	16	3	11	10	7	73			130
	2014	8	13	10	4	2	15	-	-	-	-	-	-	52	-28.8%	▼	52
Domestic and Family - Level 1	2013	2	7	5	7	2	7	6	2	6	2	4	4	30			54
	2014	-	1	4	7	8	-	-	-	-	-	-	-	20	-33.3%	▼	20
Domestic and Family - Level 2	2013	3	1	1	3	1	4	2	3	-	4	5	4	13			31
	2014	2	2	-	5	1	4	-	-	-	-	-	-	14	7.7%	▲	14
General Civil - Level 1	2013	-	-	1	-	-	-	-	-	-	1	-	2	1			4
	2014	-	-	2	-	1	-	-	-	-	-	-	-	3	200.0%	▲	3
General Civil - Level 2	2013	15	7	3	11	9	5	7	9	8	8	5	7	50			94
	2014	8	5	7	5	10	5	-	-	-	-	-	-	40	-20.0%	▼	40
General Civil - Level 3	2013	2	2	2	2	7	8	3	4	3	3	7	1	23			44
	2014	2	3	3	3	2	4	-	-	-	-	-	-	17	-26.1%	▼	17
Miscellaneous	2013	298	280	221	162	118	110	118	121	131	137	107	125	1,189			1,928
	2014	164	157	157	175	121	112	-	-	-	-	-	-	886	-25.5%	▼	886
Misdemeanor	2013	34	32	61	45	39	96	46	48	35	40	33	34	307			543
	2014	34	34	54	48	48	24	-	-	-	-	-	-	242	-21.2%	▼	242
Non-Capital Felonies and Related Matters	2013	97	113	149	261	189	92	94	172	147	131	113	114	901			1,672
	2014	117	178	148	167	197	130	-	-	-	-	-	-	937	4.0%	▲	937
Other	2013	-	-	1	-	-	-	-	1	-	-	-	1	1			3
	2014	-	1	-	-	3	3	-	-	-	-	-	-	7	600.0%	▲	7
Other Criminally Related Matters	2013	11	6	5	13	4	7	4	3	7	9	3	4	46			76
	2014	2	2	6	3	5	5	-	-	-	-	-	-	23	-50.0%	▼	23
Probates/Wills and Trusts - Level 2	2013	5	5	1	1	3	3	1	2	2	4	1	1	18			29
	2014	3	1	2	3	3	3	-	-	-	-	-	-	15	-16.7%	▼	15
Uncontested Divorce	2013	26	26	37	27	31	23	22	16	16	26	17	14	170			281
	2014	13	17	25	15	18	16	-	-	-	-	-	-	104	-38.8%	▼	104

Type of Court: Circuit
Locale/Circuit: Page 26
Start/End Date: Jan-13 / Jun-14
Type of Case: Filings
AVG. Month: 135
2013 AVG Month: 134
2014 AVG Month: 137
Jan-Jun 2013: 838
Jan-Jun 2014: 819
Filings Trending: Steady ↔

D
a
s
h
b
o
a
r
d



	Jan	Feb	Mar	Apr	May	<u>Jun</u>	Jul	Aug	Sep	Oct	Nov	Dec	Thru Jun	% Change	Trending	Total
2013	254	172	130	102	83	97	93	175	64	279	97	59	838			1,605
2014	226	134	100	112	103	144	-	-	-	-	-	-	819	-2.3%	▼	819

		Jan	Feb	Mar	Apr	May	<u>Jun</u>	Jul	Aug	Sep	Oct	Nov	Dec	Thru Jun	% Change	Trending	Total
Contested Divorce	2013	2	3	3	2	3	2	2	5	1	8	2	-	15			33
	2014	3	4	1	4	1	2	-	-	-	-	-	-	15	0.0%	↔	15
Domestic and Family - Level 1	2013	-	4	2	3	5	1	2	6	2	3	1	2	15			31
	2014	2	5	5	2	5	2	-	-	-	-	-	-	21	40.0%	▲	21
Domestic and Family - Level 2	2013	1	3	-	-	4	1	-	1	1	2	-	1	9			14
	2014	-	-	1	1	-	-	-	-	-	-	-	-	2	-77.8%	▼	2
General Civil - Level 1	2013	-	-	-	1	-	-	-	-	-	-	-	-	1			1
	2014	-	-	-	-	-	1	-	-	-	-	-	-	1	0.0%	↔	1
General Civil - Level 2	2013	2	4	2	3	-	3	2	1	5	4	4	6	14			36
	2014	3	3	2	2	1	5	-	-	-	-	-	-	16	14.3%	▲	16
General Civil - Level 3	2013	-	3	-	6	3	-	-	-	4	7	2	-	12			25
	2014	2	1	-	1	-	1	-	-	-	-	-	-	5	-58.3%	▼	5
Miscellaneous	2013	82	75	63	44	28	33	25	27	16	37	30	34	325			494
	2014	56	64	48	36	30	18	-	-	-	-	-	-	252	-22.5%	▼	252
Misdemeanor	2013	62	17	18	11	12	5	18	39	8	61	13	1	125			265
	2014	42	8	12	11	15	12	-	-	-	-	-	-	100	-20.0%	▼	100
Non-Capital Felonies and Related Matters	2013	90	48	35	19	22	39	34	87	22	147	36	9	253			588
	2014	107	37	25	47	39	94	-	-	-	-	-	-	349	37.9%	▲	349
Other	2013	3	5	1	3	1	2	2	-	1	2	3	3	15			26
	2014	1	4	-	1	1	2	-	-	-	-	-	-	9	-40.0%	▼	9
Other Criminally Related Matters	2013	1	-	-	4	2	1	-	1	-	2	1	1	8			13
	2014	2	-	2	2	-	-	-	-	-	-	-	-	6	-25.0%	▼	6
Probates/Wills and Trusts - Level 1	2013	1	-	1	-	-	-	-	-	-	1	-	-	2			3
	2014	-	-	2	-	1	-	-	-	-	-	-	-	3	50.0%	▲	3
Probates/Wills and Trusts - Level 2	2013	1	2	1	-	1	-	-	-	-	-	-	-	5			5
	2014	1	-	-	-	4	-	-	-	-	-	-	-	5	0.0%	↔	5
Protective Orders	2013	-	1	-	1	1	-	-	-	-	-	-	-	3			3
	2014	-	1	-	-	-	-	-	-	-	-	-	-	1	-66.7%	▼	1
Uncontested Divorce	2013	9	7	4	5	1	10	8	8	4	5	5	2	36			68
	2014	7	7	2	5	6	7	-	-	-	-	-	-	34	-5.6%	▼	34

Type of Court: Circuit

Locale/Circuit: Rockingham 26

Start/End Date: Jan-13 / Jun-14

Type of Case: Filings

AVG. Month: 598

2013 AVG Month: 585

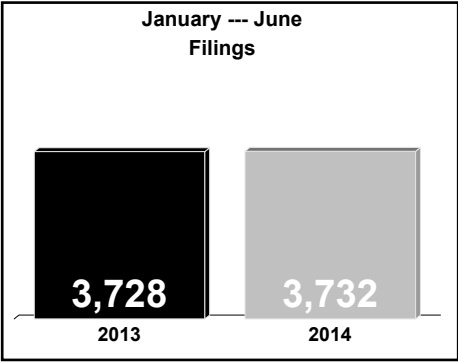
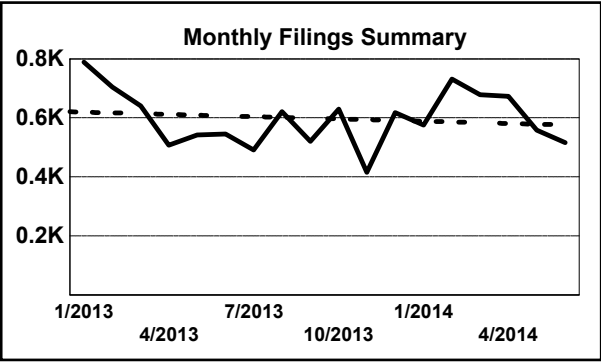
2014 AVG Month: 622

Jan-Jun 2013: 3,728

Jan-Jun 2014: 3,732

Filings Trending: Steady ↔

D
a
s
h
b
o
a
r
d

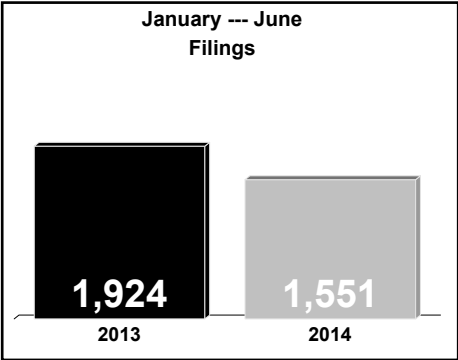
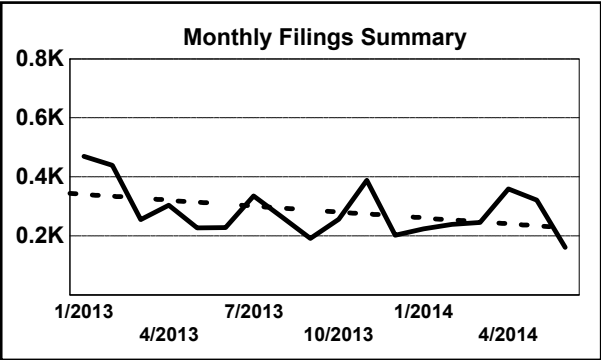


	Jan	Feb	Mar	Apr	May	<u>Jun</u>	Jul	Aug	Sep	Oct	Nov	Dec	Thru Jun	% Change	Trending	<u>Total</u>
2013	789	704	640	508	542	545	491	621	521	630	416	618	3,728			7,025
2014	576	731	678	673	558	516	-	-	-	-	-	-	3,732	0.1%	▲	3,732

		Jan	Feb	Mar	Apr	May	<u>Jun</u>	Jul	Aug	Sep	Oct	Nov	Dec	Thru Jun	% Change	Trending	<u>Total</u>
Administrative Law	2013	-	-	1	-	3	-	-	-	2	-	-	-	4			6
Contested Divorce	2013	15	14	11	12	18	7	11	12	13	16	10	9	77			148
	2014	13	13	7	15	12	15	-	-	-	-	-	-	75	-2.6%	▼	75
Domestic and Family - Level 1	2013	7	6	9	5	6	14	5	9	4	3	16	2	47			86
	2014	6	3	14	7	6	10	-	-	-	-	-	-	46	-2.1%	▼	46
Domestic and Family - Level 2	2013	8	4	7	2	5	7	4	9	2	3	1	7	33			59
	2014	3	5	1	9	7	5	-	-	-	-	-	-	30	-9.1%	▼	30
General Civil - Level 1	2013	2	-	-	-	1	1	3	3	-	4	-	2	4			16
	2014	-	-	1	1	1	-	-	-	-	-	-	-	3	-25.0%	▼	3
General Civil - Level 2	2013	14	11	14	17	16	13	12	22	14	10	7	8	85			158
	2014	13	21	21	12	12	20	-	-	-	-	-	-	99	16.5%	▲	99
General Civil - Level 3	2013	6	6	4	7	6	3	5	9	4	3	6	5	32			64
	2014	3	4	3	8	3	4	-	-	-	-	-	-	25	-21.9%	▼	25
Miscellaneous	2013	433	297	222	191	143	127	144	161	168	160	149	180	1,413			2,375
	2014	209	241	255	229	156	136	-	-	-	-	-	-	1,226	-13.2%	▼	1,226
Misdemeanor	2013	37	46	50	34	52	53	45	82	45	61	29	58	272			592
	2014	52	69	62	60	48	44	-	-	-	-	-	-	335	23.2%	▲	335
Non-Capital Felonies and Related Matters	2013	161	192	200	135	165	208	158	214	159	274	118	228	1,061			2,212
	2014	156	244	217	228	239	192	-	-	-	-	-	-	1,276	20.3%	▲	1,276
Other	2013	67	67	73	71	82	81	63	57	70	59	52	96	441			838
	2014	83	77	43	68	43	55	-	-	-	-	-	-	369	-16.3%	▼	369
Other Criminally Related Matters	2013	14	12	17	6	12	5	15	9	15	7	3	3	66			118
	2014	8	17	9	5	8	4	-	-	-	-	-	-	51	-22.7%	▼	51
Probates/Wills and Trusts - Level 1	2013	-	-	1	-	-	-	-	1	1	-	-	-	1			3
	2014	1	-	-	1	-	-	-	-	-	-	-	-	2	100.0%	▲	2
Probates/Wills and Trusts - Level 2	2013	5	2	1	1	2	5	3	1	1	1	2	3	16			27
	2014	3	-	8	1	1	3	-	-	-	-	-	-	16	0.0%	↔	16
Protective Orders	2013	-	1	-	-	1	-	-	1	2	-	2	-	2			7
	2014	1	3	4	2	-	1	-	-	-	-	-	-	11	450.0%	▲	11
Uncontested Divorce	2013	20	46	30	27	30	21	23	31	21	29	21	17	174			316
	2014	25	34	33	27	22	27	-	-	-	-	-	-	168	-3.4%	▼	168

Type of Court: Circuit
Locale/Circuit: Shenandoah 26
Start/End Date: Jan-13 / Jun-14
Type of Case: Filings
AVG. Month: 284
2013 AVG Month: 297
2014 AVG Month: 259
Jan-Jun 2013: 1,924
Jan-Jun 2014: 1,551
Filings Trending: Downward ▼

D
a
s
h
b
o
a
r
d

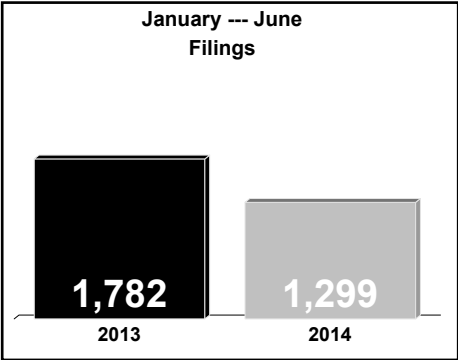
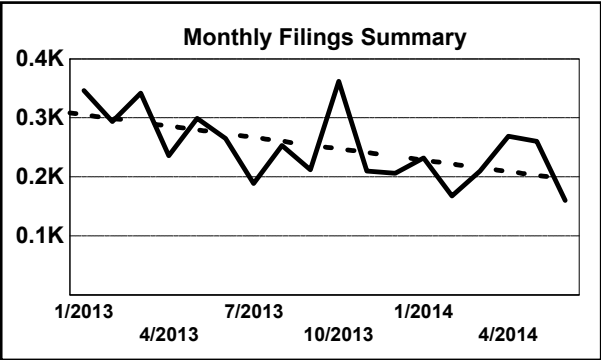


	Jan	Feb	Mar	Apr	May	<u>Jun</u>	Jul	Aug	Sep	Oct	Nov	Dec	Thru Jun	% Change	Trending	<u>Total</u>
2013	470	439	256	304	227	228	336	264	192	257	389	203	1,924			3,565
2014	224	239	246	359	322	161	-	-	-	-	-	-	1,551	-19.4%	▼	1,551

		Jan	Feb	Mar	Apr	May	<u>Jun</u>	Jul	Aug	Sep	Oct	Nov	Dec	Thru Jun	% Change	Trending	<u>Total</u>
Administrative Law	2013	-	1	-	-	-	-	-	-	-	-	-	-	1			1
	2014	-	-	-	1	1	-	-	-	-	-	-	-	2	100.0%	▲	2
Contested Divorce	2013	6	4	2	6	2	2	3	3	2	4	3	2	22			39
	2014	1	8	2	9	4	1	-	-	-	-	-	-	25	13.6%	▲	25
Domestic and Family - Level 1	2013	4	7	6	3	2	5	-	2	7	5	1	5	27			47
	2014	-	4	6	6	12	3	-	-	-	-	-	-	31	14.8%	▲	31
Domestic and Family - Level 2	2013	-	7	1	1	2	1	1	1	2	1	1	1	12			19
	2014	1	2	3	1	1	1	-	-	-	-	-	-	9	-25.0%	▼	9
General Civil - Level 1	2013	-	-	-	-	-	-	-	1	-	-	-	1	0			2
	2014	1	-	-	-	-	-	-	-	-	-	-	-	1	0.0%	↔	1
General Civil - Level 2	2013	4	4	4	7	5	5	8	4	1	-	1	2	29			45
	2014	2	2	3	6	7	2	-	-	-	-	-	-	22	-24.1%	▼	22
General Civil - Level 3	2013	4	3	2	3	2	3	2	2	2	1	2	2	17			28
	2014	1	3	3	2	1	3	-	-	-	-	-	-	13	-23.5%	▼	13
Miscellaneous	2013	159	160	163	111	68	72	75	83	74	99	77	76	733			1,217
	2014	94	87	101	88	57	77	-	-	-	-	-	-	504	-31.2%	▼	504
Misdemeanor	2013	62	60	2	30	16	11	38	30	10	34	28	18	181			339
	2014	24	34	21	29	16	7	-	-	-	-	-	-	131	-27.6%	▼	131
Non-Capital Felonies and Related Matters	2013	169	108	7	105	75	36	134	89	22	81	224	6	500			1,056
	2014	67	48	13	124	121	6	-	-	-	-	-	-	379	-24.2%	▼	379
Other	2013	53	70	55	26	40	86	61	39	57	20	31	79	330			617
	2014	20	36	77	77	93	44	-	-	-	-	-	-	347	5.2%	▲	347
Other Criminally Related Matters	2013	1	2	1	4	1	1	4	1	5	1	9	3	10			33
	2014	-	3	1	6	-	3	-	-	-	-	-	-	13	30.0%	▲	13
Probates/Wills and Trusts	2013	-	-	-	-	-	-	-	-	-	1	-	-	0			1
Probates/Wills and Trusts - Level 2	2013	2	-	2	-	1	-	1	1	1	3	-	1	5	0.0%	↔	12
	2014	4	1	4	-	-	2	-	-	-	-	-	-	11	120.0%	▲	11
Uncontested Divorce	2013	6	13	11	8	13	6	9	8	9	7	12	7	57			109
	2014	9	11	12	10	9	12	-	-	-	-	-	-	63	10.5%	▲	63

Type of Court: Circuit
Locale/Circuit: Warren 26
Start/End Date: Jan-13 / Jun-14
Type of Case: Filings
AVG. Month: 251
2013 AVG Month: 268
2014 AVG Month: 217
Jan-Jun 2013: 1,782
Jan-Jun 2014: 1,299
Filings Trending: Downward ▼

D
a
s
h
b
o
a
r
d

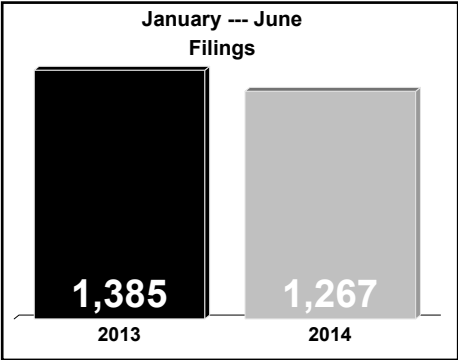
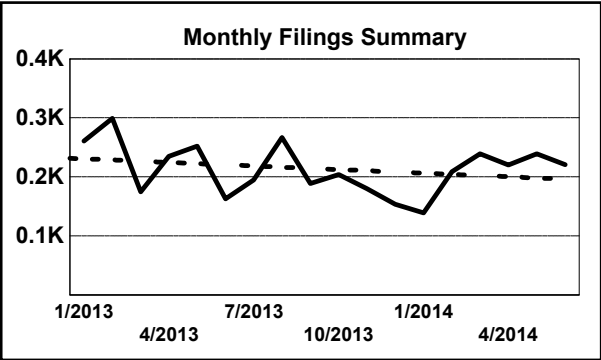


	Jan	Feb	Mar	Apr	May	<u>Jun</u>	Jul	Aug	Sep	Oct	Nov	Dec	Thru Jun	% Change	Trending	<u>Total</u>
2013	346	294	342	236	299	265	189	253	212	362	210	206	1,782			3,214
2014	232	168	210	269	260	160	-	-	-	-	-	-	1,299	-27.1%	▼	1,299

		Jan	Feb	Mar	Apr	May	<u>Jun</u>	Jul	Aug	Sep	Oct	Nov	Dec	Thru Jun	% Change	Trending	<u>Total</u>
Administrative Law	2013	-	-	1	-	-	-	1	-	-	1	-	-	1			3
Contested Divorce	2013	4	7	8	15	10	8	5	5	8	9	4	5	52			88
	2014	6	10	5	8	9	9	-	-	-	-	-	-	47	-9.6%	▼	47
Domestic and Family - Level 1	2013	6	5	11	4	11	8	11	2	18	21	5	4	45			106
	2014	-	11	6	2	5	6	-	-	-	-	-	-	30	-33.3%	▼	30
Domestic and Family - Level 2	2013	5	-	-	2	-	3	-	-	2	5	-	7	10			24
	2014	-	3	2	3	7	2	-	-	-	-	-	-	17	70.0%	▲	17
General Civil - Level 1	2013	-	-	-	-	-	-	-	-	-	-	1	-	0			1
	2014	-	2	1	-	-	-	-	-	-	-	-	-	3	0.0%	↔	3
General Civil - Level 2	2013	5	6	7	15	7	7	1	8	6	5	2	4	47			73
	2014	6	2	7	4	4	9	-	-	-	-	-	-	32	-31.9%	▼	32
General Civil - Level 3	2013	3	1	4	1	2	1	5	1	-	1	1	-	12			20
	2014	-	-	2	1	3	1	-	-	-	-	-	-	7	-41.7%	▼	7
Miscellaneous	2013	161	125	117	99	76	77	57	62	75	83	64	74	655			1,070
	2014	96	84	94	93	67	48	-	-	-	-	-	-	482	-26.4%	▼	482
Misdemeanor	2013	19	20	21	11	22	11	11	16	26	23	17	7	104			204
	2014	14	3	18	18	15	13	-	-	-	-	-	-	81	-22.1%	▼	81
Non-Capital Felonies and Related Matters	2013	81	46	103	25	79	100	31	101	25	135	85	61	434			872
	2014	82	37	41	107	123	47	-	-	-	-	-	-	437	0.7%	▲	437
Other	2013	47	68	53	40	71	28	27	26	23	57	20	30	307			490
	2014	3	-	-	-	-	-	-	-	-	-	-	-	3	-99.0%	▼	3
Other Criminally Related Matters	2013	2	3	1	4	1	3	15	10	4	2	-	1	14			46
	2014	8	2	10	7	4	4	-	-	-	-	-	-	35	150.0%	▲	35
Probates/Wills and Trusts	2013	1	-	-	-	-	1	-	-	-	-	-	-	2			2
Probates/Wills and Trusts - Level 2	2013	-	-	1	3	-	-	-	-	1	1	-	-	4			6
	2014	-	-	2	1	1	-	-	-	-	-	-	-	4	0.0%	↔	4
Protective Orders	2013	-	-	-	-	-	-	-	-	-	-	1	-	0			1
	2014	-	-	-	-	-	4	-	-	-	-	-	-	4	0.0%	↔	4
Uncontested Divorce	2013	12	13	15	17	20	18	25	22	24	19	10	13	95			208
	2014	17	14	22	25	22	17	-	-	-	-	-	-	117	23.2%	▲	117

Type of Court: Circuit
Locale/Circuit: Winchester 26
Start/End Date: Jan-13 / Jun-14
Type of Case: Filings
AVG. Month: 213
2013 AVG Month: 215
2014 AVG Month: 211
Jan-Jun 2013: 1,385
Jan-Jun 2014: 1,267
Filings Trending: Downward ▼

D
a
s
h
b
o
a
r
d

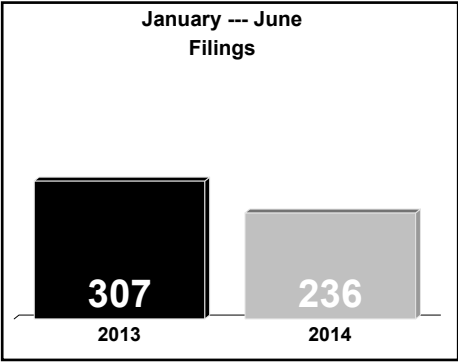
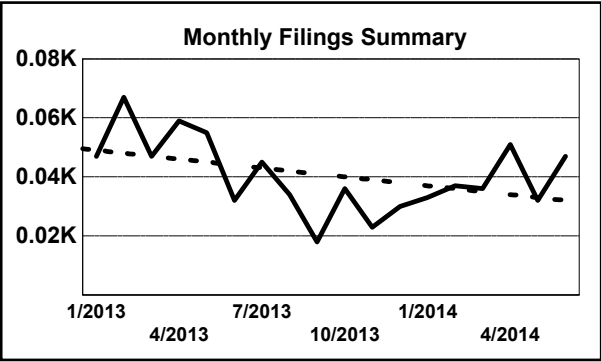


	Jan	Feb	Mar	Apr	May	<u>Jun</u>	Jul	Aug	Sep	Oct	Nov	Dec	Thru Jun	% Change	Trending	<u>Total</u>
2013	261	299	175	235	252	163	195	267	189	204	180	154	1,385			2,574
2014	139	209	239	220	239	221	-	-	-	-	-	-	1,267	-8.5%	▼	1,267

		Jan	Feb	Mar	Apr	May	<u>Jun</u>	Jul	Aug	Sep	Oct	Nov	Dec	Thru Jun	% Change	Trending	<u>Total</u>
Administrative Law	2013	-	-	-	-	-	1	-	-	-	-	-	-	1			1
Contested Divorce	2013	2	6	1	3	3	4	3	3	4	4	5	6	19			44
	2014	5	7	6	8	5	8	-	-	-	-	-	-	39	105.3%	▲	39
Domestic and Family - Level 1	2013	1	2	1	4	-	3	2	3	-	6	1	4	11			27
	2014	1	2	4	4	1	1	-	-	-	-	-	-	13	18.2%	▲	13
Domestic and Family - Level 2	2013	-	1	-	-	4	2	-	1	1	1	1	4	7			15
	2014	-	2	2	1	-	1	-	-	-	-	-	-	6	-14.3%	▼	6
General Civil - Level 1	2013	4	-	-	-	1	1	-	3	1	-	-	-	6			10
	2014	-	-	-	1	1	1	-	-	-	-	-	-	3	-50.0%	▼	3
General Civil - Level 2	2013	7	6	2	13	5	4	3	8	6	1	3	2	37			60
	2014	2	8	2	3	7	2	-	-	-	-	-	-	24	-35.1%	▼	24
General Civil - Level 3	2013	4	1	3	2	3	3	1	1	6	-	1	-	16			25
	2014	-	-	2	1	1	1	-	-	-	-	-	-	5	-68.8%	▼	5
Miscellaneous	2013	66	63	33	27	38	23	26	31	35	29	32	17	250			420
	2014	31	39	33	43	23	30	-	-	-	-	-	-	199	-20.4%	▼	199
Misdemeanor	2013	55	67	36	51	50	40	61	65	39	39	57	35	299			595
	2014	20	53	72	45	69	39	-	-	-	-	-	-	298	-0.3%	▼	298
Non-Capital Felonies and Related Matters	2013	119	136	85	125	132	76	82	132	79	111	62	74	673			1,213
	2014	65	80	101	94	119	119	-	-	-	-	-	-	578	-14.1%	▼	578
Other	2013	1	4	3	4	-	2	1	2	7	3	4	6	14			37
	2014	4	3	2	5	4	4	-	-	-	-	-	-	22	57.1%	▲	22
Other Criminally Related Matters	2013	-	9	4	-	5	2	7	3	1	3	7	-	20			41
	2014	3	5	5	2	-	2	-	-	-	-	-	-	17	-15.0%	▼	17
Probates/Wills and Trusts - Level 1	2013	-	-	-	-	1	-	-	-	-	-	-	-	1			1
	2014	-	1	-	-	-	-	-	-	-	-	-	-	1	0.0%	↔	1
Probates/Wills and Trusts - Level 2	2013	-	-	-	1	-	-	-	1	1	-	-	1	1			4
	2014	1	1	1	-	1	1	-	-	-	-	-	-	5	400.0%	▲	5
Uncontested Divorce	2013	2	4	7	5	10	2	9	14	9	7	7	5	30			81
	2014	7	8	9	13	8	12	-	-	-	-	-	-	57	90.0%	▲	57

Type of Court: Circuit
Locale/Circuit: Bland 27
Start/End Date: Jan-13 / Jun-14
Type of Case: Filings
AVG. Month: 41
2013 AVG Month: 41
2014 AVG Month: 39
Jan-Jun 2013: 307
Jan-Jun 2014: 236
Filings Trending: Downward ▼

D
a
s
h
b
o
a
r
d



	Jan	Feb	Mar	Apr	May	Jun	Jul	Aug	Sep	Oct	Nov	Dec	Thru Jun	% Change	Trending	Total
2013	47	67	47	59	55	32	45	34	18	36	23	30	307			493
2014	33	37	36	51	32	47	-	-	-	-	-	-	236	-23.1%	▼	236

		Jan	Feb	Mar	Apr	May	Jun	Jul	Aug	Sep	Oct	Nov	Dec	Thru Jun	% Change	Trending	Total
Contested Divorce	2013	-	2	-	1	1	-	3	3	-	-	1	-	4			11
	2014	3	-	2	1	2	2	-	-	-	-	-	-	10	150.0%	▲	10
Domestic and Family - Level 1	2013	1	3	-	-	1	-	-	1	-	-	-	-	5			6
	2014	-	-	-	-	-	1	-	-	-	-	-	-	1	-80.0%	▼	1
Domestic and Family - Level 2	2013	2	-	1	-	-	-	3	-	1	-	-	-	3			7
	2014	1	-	-	-	-	-	-	-	-	-	-	-	1	-66.7%	▼	1
General Civil - Level 2	2013	1	3	1	-	1	1	1	-	1	-	-	1	7			10
	2014	-	-	-	1	-	1	-	-	-	-	-	-	2	-71.4%	▼	2
General Civil - Level 3	2013	-	-	-	1	-	-	1	-	-	-	-	2	1			4
	2014	-	-	-	1	-	-	-	-	-	-	-	-	1	0.0%	↔	1
Miscellaneous	2013	33	45	33	35	27	5	19	13	12	19	11	18	178			270
	2014	23	22	26	40	16	17	-	-	-	-	-	-	144	-19.1%	▼	144
Misdemeanor	2013	2	2	1	-	2	-	2	1	-	1	-	2	7			13
	2014	-	1	2	1	1	1	-	-	-	-	-	-	6	-14.3%	▼	6
Non-Capital Felonies and Related Matters	2013	4	9	9	20	19	23	13	14	4	12	8	6	84			141
	2014	2	11	3	5	9	20	-	-	-	-	-	-	50	-40.5%	▼	50
Other	2013	1	-	-	1	-	-	1	-	-	1	-	-	2			4
	2014	-	-	-	-	1	1	-	-	-	-	-	-	2	0.0%	↔	2
Other Criminally Related Matters	2013	-	1	-	-	-	1	1	1	-	-	-	-	2			4
	2014	-	2	-	2	2	-	-	-	-	-	-	-	6	200.0%	▲	6
Probates/Wills and Trusts - Level 2	2013	1	1	-	-	-	-	-	-	-	1	1	-	2			4
	2014	-	1	-	-	1	-	-	-	-	-	-	-	2	0.0%	↔	2
Uncontested Divorce	2013	2	1	2	1	4	2	1	1	-	2	2	1	12			19
	2014	4	-	3	-	-	4	-	-	-	-	-	-	11	-8.3%	▼	11

Type of Court: Circuit

Locale/Circuit: Carroll 27

Start/End Date: Jan-13 / Jun-14

Type of Case: Filings

AVG. Month: 237

2013 AVG Month: 233

2014 AVG Month: 245

Jan-Jun 2013: 1,537

Jan-Jun 2014: 1,470

Filings Trending: Downward ▼

D

a

s

h

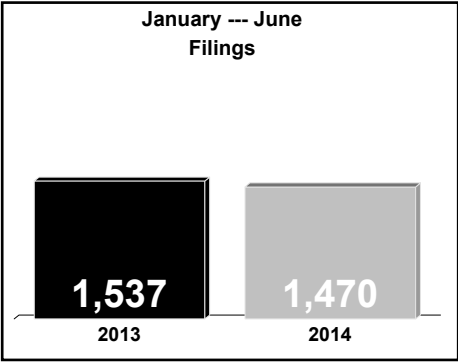
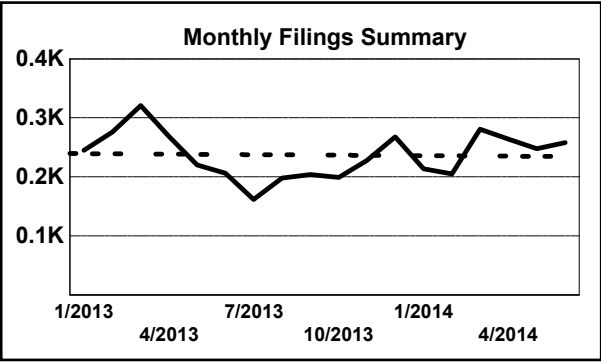
b

o

a

r

d

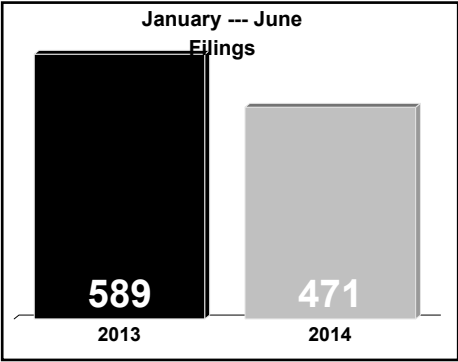
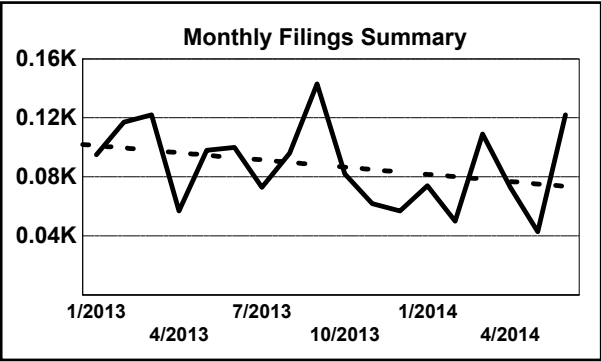


	Jan	Feb	Mar	Apr	May	Jun	Jul	Aug	Sep	Oct	Nov	Dec	Thru Jun	% Change	Trending	Total
2013	245	276	321	269	220	206	162	198	204	199	228	268	1,537			2,796
2014	214	205	281	264	248	258	-	-	-	-	-	-	1,470	-4.4%	▼	1,470

		Jan	Feb	Mar	Apr	May	Jun	Jul	Aug	Sep	Oct	Nov	Dec	Thru Jun	% Change	Trending	Total
Contested Divorce	2013	3	5	6	10	4	6	1	5	1	5	-	4	34			50
	2014	1	5	5	3	8	4	-	-	-	-	-	-	26	-23.5%	▼	26
Domestic and Family - Level 1	2013	1	2	3	12	1	5	-	4	4	4	2	3	24			41
	2014	5	-	3	5	5	1	-	-	-	-	-	-	19	-20.8%	▼	19
Domestic and Family - Level 2	2013	3	2	4	1	1	1	3	3	4	1	6	3	12			32
	2014	2	1	5	2	4	7	-	-	-	-	-	-	21	75.0%	▲	21
General Civil - Level 1	2013	-	2	-	2	1	1	-	-	-	1	-	-	6			7
	2014	2	3	1	1	-	-	-	-	-	-	-	-	7	16.7%	▲	7
General Civil - Level 2	2013	6	3	5	3	1	5	7	5	8	4	6	3	23			56
	2014	2	4	6	4	5	4	-	-	-	-	-	-	25	8.7%	▲	25
General Civil - Level 3	2013	3	3	2	2	-	16	7	3	4	1	4	1	26			46
	2014	2	4	9	3	2	4	-	-	-	-	-	-	24	-7.7%	▼	24
Miscellaneous	2013	132	140	127	105	91	61	61	61	79	72	77	76	656			1,082
	2014	70	90	92	68	75	51	-	-	-	-	-	-	446	-32.0%	▼	446
Misdemeanor	2013	6	14	34	32	10	4	20	9	6	9	9	5	100			158
	2014	10	4	9	15	13	11	-	-	-	-	-	-	62	-38.0%	▼	62
Non-Capital Felonies and Related Matters	2013	45	56	90	48	63	64	22	56	59	56	81	130	366			770
	2014	80	44	88	90	81	122	-	-	-	-	-	-	505	38.0%	▲	505
Other	2013	25	26	30	21	29	27	23	31	25	24	23	25	158			309
	2014	24	30	29	26	22	25	-	-	-	-	-	-	156	-1.3%	▼	156
Other Criminally Related Matters	2013	12	8	8	22	6	2	11	10	3	15	9	4	58			110
	2014	11	7	9	34	14	18	-	-	-	-	-	-	93	60.3%	▲	93
Probates/Wills and Trusts - Level 2	2013	3	5	1	3	4	3	2	2	3	1	4	5	19			36
	2014	-	3	10	3	7	3	-	-	-	-	-	-	26	36.8%	▲	26
Uncontested Divorce	2013	6	10	11	8	9	11	5	9	8	6	7	9	55			99
	2014	5	10	15	10	12	8	-	-	-	-	-	-	60	9.1%	▲	60

Type of Court: Circuit
Locale/Circuit: Floyd 27
Start/End Date: Jan-13 / Jun-14
Type of Case: Filings
AVG. Month: 87
2013 AVG Month: 92
2014 AVG Month: 79
Jan-Jun 2013: 589
Jan-Jun 2014: 471
Filings Trending: Downward ▼

D
a
s
h
b
o
a
r
d

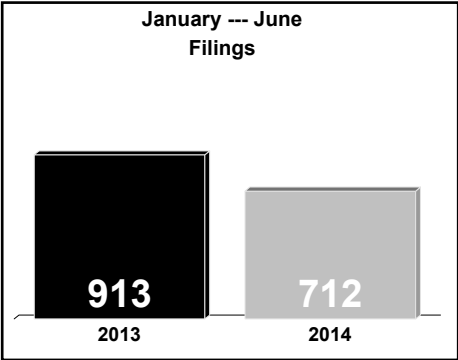
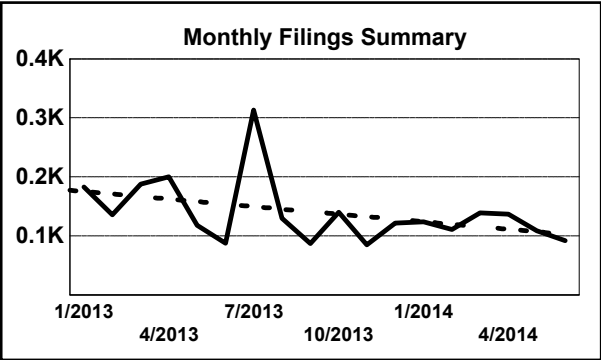


	Jan	Feb	Mar	Apr	May	Jun	Jul	Aug	Sep	Oct	Nov	Dec	Thru Jun	% Change	Trending	Total
2013	95	117	122	57	98	100	73	96	143	82	62	57	589			1,102
2014	74	50	109	73	43	122	-	-	-	-	-	-	471	-20.0%	▼	471

		Jan	Feb	Mar	Apr	May	Jun	Jul	Aug	Sep	Oct	Nov	Dec	Thru Jun	% Change	Trending	Total
Administrative Law	2013	-	-	-	-	1	-	1	-	-	-	-	-	1			2
Contested Divorce	2013	4	2	3	2	3	3	1	3	4	4	7	1	17			37
	2014	-	-	4	6	1	1	-	-	-	-	-	-	12	-29.4%	▼	12
Domestic and Family - Lev	2013	2	-	-	-	-	-	-	-	-	-	-	1	2			3
Domestic and Family - Level 2	2013	3	-	-	2	2	1	-	-	1	3	-	-	8			12
	2014	2	1	-	-	1	-	-	-	-	-	-	-	4	-50.0%	▼	4
General Civil - Level 1	2013	-	-	-	-	-	1	-	-	-	-	-	-	1			1
	2014	1	-	1	-	-	-	-	-	-	-	-	-	2	100.0%	▲	2
General Civil - Level 2	2013	1	2	4	1	2	2	2	2	1	3	1	-	12			21
	2014	2	3	-	-	-	1	-	-	-	-	-	-	6	-50.0%	▼	6
General Civil - Level 3	2013	1	2	-	2	4	-	6	5	2	1	-	-	9			23
	2014	1	1	1	1	-	1	-	-	-	-	-	-	5	-44.4%	▼	5
Miscellaneous	2013	58	72	61	35	35	35	27	37	31	39	30	22	296			482
	2014	39	29	51	39	18	32	-	-	-	-	-	-	208	-29.7%	▼	208
Misdemeanor	2013	5	3	10	2	9	5	5	5	9	7	4	11	34			75
	2014	8	5	18	10	8	15	-	-	-	-	-	-	64	88.2%	▲	64
Non-Capital Felonies and Related Matters	2013	18	30	42	10	33	50	26	33	90	21	11	19	183			383
	2014	16	3	32	10	12	68	-	-	-	-	-	-	141	-23.0%	▼	141
Other	2013	1	-	-	-	-	-	-	-	-	-	-	1	1			2
	2014	-	1	1	-	2	2	-	-	-	-	-	-	6	500.0%	▲	6
Other Criminally Related Matters	2013	-	-	-	-	3	-	3	5	-	-	-	-	3			11
	2014	1	2	-	2	1	-	-	-	-	-	-	-	6	100.0%	▲	6
Probates/Wills and Trusts - Level 2	2013	-	-	-	-	1	-	1	-	-	1	-	-	1			3
	2014	-	1	-	1	-	-	-	-	-	-	-	-	2	100.0%	▲	2
Uncontested Divorce	2013	2	6	2	3	5	3	1	6	5	3	9	2	21			47
	2014	4	4	1	4	-	2	-	-	-	-	-	-	15	-28.6%	▼	15

Type of Court: Circuit
Locale/Circuit: Giles 27
Start/End Date: Jan-13 / Jun-14
Type of Case: Filings
AVG. Month: 139
2013 AVG Month: 149
2014 AVG Month: 119
Jan-Jun 2013: 913
Jan-Jun 2014: 712
Filings Trending: Downward ▼

D
a
s
h
b
o
a
r
d

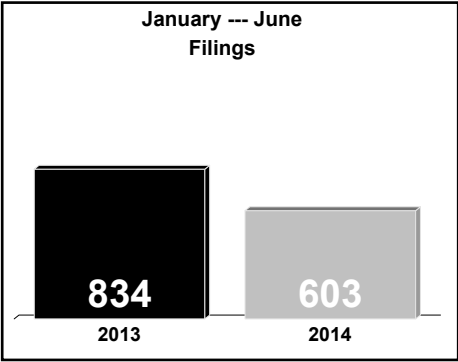
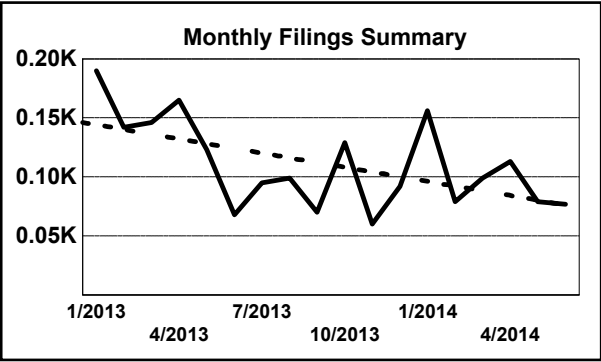


	Jan	Feb	Mar	Apr	May	<u>Jun</u>	Jul	Aug	Sep	Oct	Nov	Dec	Thru Jun	% Change	Trending	<u>Total</u>
2013	183	136	188	200	118	88	313	130	87	140	85	122	913			1,790
2014	124	111	139	137	109	92	-	-	-	-	-	-	712	-22.0%	▼	712

		Jan	Feb	Mar	Apr	May	<u>Jun</u>	Jul	Aug	Sep	Oct	Nov	Dec	Thru Jun	% Change	Trending	<u>Total</u>
Contested Divorce	2013	3	1	1	2	4	2	-	2	2	1	3	2	13			23
	2014	1	1	3	2	4	2	-	-	-	-	-	-	13	0.0%	↔	13
Domestic and Family - Level 1	2013	10	-	10	-	-	10	5	2	6	1	2	2	30			48
	2014	9	1	6	-	3	7	-	-	-	-	-	-	26	-13.3%	▼	26
Domestic and Family - Level 2	2013	1	-	6	-	-	3	1	1	1	-	-	-	10			13
	2014	-	-	3	-	1	1	-	-	-	-	-	-	5	-50.0%	▼	5
General Civil - Level 1	2013	-	-	-	-	2	-	1	-	-	-	-	-	2			3
	2014	-	-	1	-	-	-	-	-	-	-	-	-	1	-50.0%	▼	1
General Civil - Level 2	2013	3	1	5	3	10	1	1	2	3	3	1	2	23			35
	2014	1	3	1	3	4	4	-	-	-	-	-	-	16	-30.4%	▼	16
General Civil - Level 3	2013	2	1	4	-	10	3	3	-	1	5	1	-	20			30
	2014	9	4	1	-	-	1	-	-	-	-	-	-	15	-25.0%	▼	15
Miscellaneous	2013	106	80	69	140	47	7	74	43	34	38	34	41	449			713
	2014	28	47	51	47	38	24	-	-	-	-	-	-	235	-47.7%	▼	235
Misdemeanor	2013	2	9	2	7	2	14	23	10	4	11	8	4	36			96
	2014	8	2	6	11	4	4	-	-	-	-	-	-	35	-2.8%	▼	35
Non-Capital Felonies and Related Matters	2013	49	38	81	43	30	45	197	44	29	71	23	60	286			710
	2014	59	46	54	67	44	43	-	-	-	-	-	-	313	9.4%	▲	313
Other	2014	-	1	-	-	-	-	-	-	-	-	-	-	1			1
Other Criminally Related Matters	2013	1	3	-	2	9	1	5	19	3	7	5	8	16			63
	2014	5	2	5	2	7	-	-	-	-	-	-	-	21	31.3%	▲	21
Probates/Wills and Trusts - Level 2	2013	1	1	1	2	2	1	2	3	1	-	1	-	8			15
	2014	1	3	2	2	1	4	-	-	-	-	-	-	13	62.5%	▲	13
Protective Orders	2013	2	-	-	-	-	-	-	-	-	2	-	-	2			4
Uncontested Divorce	2013	3	2	9	1	2	1	1	4	3	1	7	3	18			37
	2014	3	1	6	3	3	2	-	-	-	-	-	-	18	0.0%	↔	18

Type of Court: Circuit
Locale/Circuit: Grayson 27
Start/End Date: Jan-13 / Jun-14
Type of Case: Filings
AVG. Month: 110
2013 AVG Month: 115
2014 AVG Month: 101
Jan-Jun 2013: 834
Jan-Jun 2014: 603
Filings Trending: Downward ▼

D
a
s
h
b
o
a
r
d



	Jan	Feb	Mar	Apr	May	Jun	Jul	Aug	Sep	Oct	Nov	Dec	Thru Jun	% Change	Trending	Total
2013	190	142	146	165	123	68	95	99	70	129	60	92	834			1,379
2014	156	79	99	113	79	77	-	-	-	-	-	-	603	-27.7%	▼	603

		Jan	Feb	Mar	Apr	May	Jun	Jul	Aug	Sep	Oct	Nov	Dec	Thru Jun	% Change	Trending	Total
Contested Divorce	2013	3	4	2	-	3	1	2	1	2	4	2	-	13			24
	2014	1	6	6	1	1	1	-	-	-	-	-	-	16	23.1%	▲	16
Domestic and Family - Level 1	2013	4	-	4	8	6	-	-	1	3	3	-	-	22			29
	2014	2	2	-	-	-	-	-	-	-	-	-	-	4	-81.8%	▼	4
Domestic and Family - Lev	2013	1	2	-	1	1	1	1	1	-	-	-	2	6			10
	2014	-	-	2	-	1	-	-	1	1	-	-	1	3			6
General Civil - Level 1	2013	-	-	2	-	1	-	-	1	1	-	-	-	1			3
	2014	-	1	-	-	-	-	-	-	-	-	-	-	1	-66.7%	▼	1
General Civil - Level 2	2013	2	1	3	4	2	-	2	-	1	3	3	1	12			22
	2014	2	1	-	1	1	2	-	-	-	-	-	-	7	-41.7%	▼	7
General Civil - Level 3	2013	1	1	1	2	1	2	1	3	1	2	3	-	8			18
	2014	-	-	1	-	1	1	-	-	-	-	-	-	3	-62.5%	▼	3
Miscellaneous	2013	94	94	79	64	60	34	30	35	36	40	30	42	425			638
	2014	38	43	62	51	30	17	-	-	-	-	-	-	241	-43.3%	▼	241
Misdemeanor	2013	15	6	16	8	11	8	6	10	9	7	8	5	64			109
	2014	11	6	5	5	10	7	-	-	-	-	-	-	44	-31.3%	▼	44
Non-Capital Felonies and Related Matters	2013	65	24	30	71	22	16	46	39	13	60	10	37	228			433
	2014	97	16	17	47	22	43	-	-	-	-	-	-	242	6.1%	▲	242
Other	2013	-	1	2	1	2	2	1	1	-	1	-	1	8			12
	2014	-	2	-	1	1	2	-	-	-	-	-	-	6	-25.0%	▼	6
Other Criminally Related Matters	2013	-	1	1	3	2	2	2	2	1	1	2	2	9			19
	2014	3	-	-	3	2	-	-	-	-	-	-	-	8	-11.1%	▼	8
Probates/Wills and Trusts	2013	-	-	-	-	-	-	-	-	-	-	-	1	0			1
Probates/Wills and Trusts - Level 2	2013	-	2	2	-	4	-	1	-	1	2	1	-	8	0.0%	↔	13
	2014	-	1	1	-	2	-	-	-	-	-	-	-	4	-50.0%	▼	4
Protective Orders	2013	1	-	-	-	1	-	-	2	-	1	-	-	2			5
	2014	-	-	-	1	-	1	-	-	-	-	-	-	2	0.0%	↔	2
Uncontested Divorce	2013	4	6	4	3	7	2	3	3	2	5	1	-	26			40
	2014	2	1	7	3	9	3	-	-	-	-	-	-	25	-3.8%	▼	25

Type of Court: Circuit

Locale/Circuit: Montgomery 27

Start/End Date: Jan-13 / Jun-14

Type of Case: Filings

AVG. Month: 406

2013 AVG Month: 413

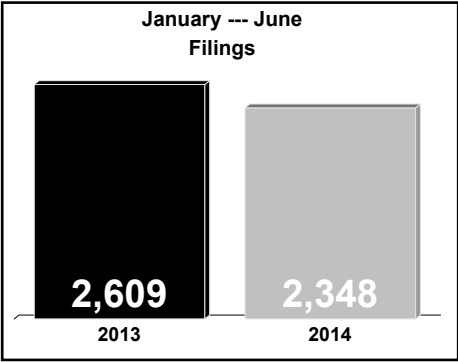
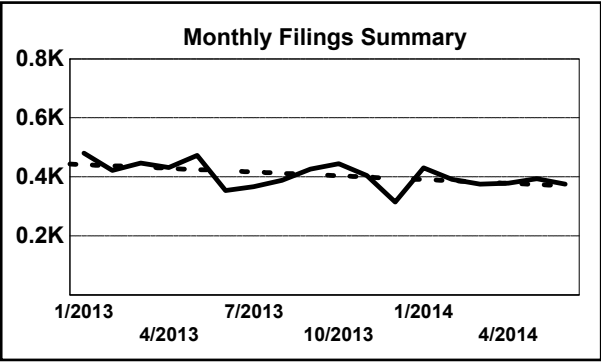
2014 AVG Month: 391

Jan-Jun 2013: 2,609

Jan-Jun 2014: 2,348

Filings Trending: Downward ▼

D
a
s
h
b
o
a
r
d



	Jan	Feb	Mar	Apr	May	<u>Jun</u>	Jul	Aug	Sep	Oct	Nov	Dec	Thru Jun	% Change	Trending	<u>Total</u>
2013	481	422	447	432	473	354	367	389	426	445	405	315	2,609			4,956
2014	431	392	376	379	394	376	-	-	-	-	-	-	2,348	-10.0%	▼	2,348

		Jan	Feb	Mar	Apr	May	<u>Jun</u>	Jul	Aug	Sep	Oct	Nov	Dec	Thru Jun	% Change	Trending	<u>Total</u>
Administrative Law	2013	-	1	-	2	1	1	-	-	-	-	2	-	5			7
	2014	-	2	-	-	-	-	-	-	-	-	-	-	2	-60.0%	▼	2
Contested Divorce	2013	7	12	16	7	15	9	7	14	6	5	4	10	66			112
	2014	7	7	11	5	9	3	-	-	-	-	-	-	42	-36.4%	▼	42
Domestic and Family - Level 1	2013	4	6	6	1	3	5	4	13	5	9	2	5	25			63
	2014	1	4	3	8	2	2	-	-	-	-	-	-	20	-20.0%	▼	20
Domestic and Family - Level 2	2013	4	3	3	4	4	1	4	8	2	1	3	2	19			39
	2014	8	-	5	5	4	3	-	-	-	-	-	-	25	31.6%	▲	25
General Civil - Level 1	2013	3	-	1	-	1	1	1	-	-	1	-	1	6			9
	2014	3	2	1	-	-	1	-	-	-	-	-	-	7	16.7%	▲	7
General Civil - Level 2	2013	11	8	6	7	10	6	6	10	11	9	8	9	48			101
	2014	18	7	15	10	6	8	-	-	-	-	-	-	64	33.3%	▲	64
General Civil - Level 3	2013	5	8	10	8	12	3	5	7	4	5	2	8	46			77
	2014	3	2	4	1	16	3	-	-	-	-	-	-	29	-37.0%	▼	29
Miscellaneous	2013	286	219	243	246	189	155	140	147	130	168	131	133	1,338			2,187
	2014	179	148	198	148	127	145	-	-	-	-	-	-	945	-29.4%	▼	945
Misdemeanor	2013	32	40	32	26	31	27	38	29	45	31	37	22	188			390
	2014	40	41	29	28	43	91	-	-	-	-	-	-	272	44.7%	▲	272
Non-Capital Felonies and Related Matters	2013	106	98	94	102	162	120	123	131	203	181	194	105	682			1,619
	2014	148	157	70	140	166	79	-	-	-	-	-	-	760	11.4%	▲	760
Other	2013	2	1	2	1	-	-	1	-	1	4	6	1	6			19
	2014	-	2	2	1	-	10	-	-	-	-	-	-	15	150.0%	▲	15
Other Criminally Related Matters	2013	12	7	14	12	17	9	14	11	8	8	8	6	71			126
	2014	9	9	12	15	4	10	-	-	-	-	-	-	59	-16.9%	▼	59
Probates/Wills and Trusts - Level 1	2013	-	-	-	-	-	-	-	-	-	1	-	-	0			1
	2014	1	-	-	-	1	-	-	-	-	-	-	-	2	0.0%	↔	2
Probates/Wills and Trusts - Level 2	2013	-	2	3	2	8	4	7	2	4	1	1	2	19			36
	2014	1	2	2	1	1	2	-	-	-	-	-	-	9	-52.6%	▼	9
Uncontested Divorce	2013	9	17	17	14	20	13	17	17	7	21	7	11	90			170
	2014	13	9	24	17	15	19	-	-	-	-	-	-	97	7.8%	▲	97

Type of Court: Circuit

Locale/Circuit: Pulaski 27

Start/End Date: Jan-13 / Jun-14

Type of Case: Filings

AVG. Month: 285

2013 AVG Month: 290

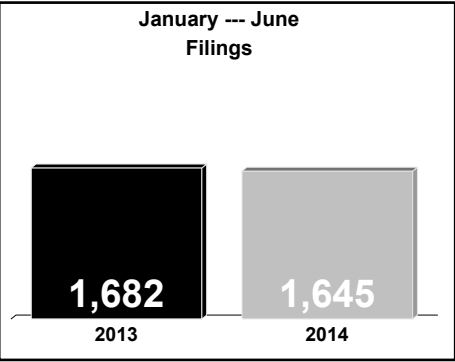
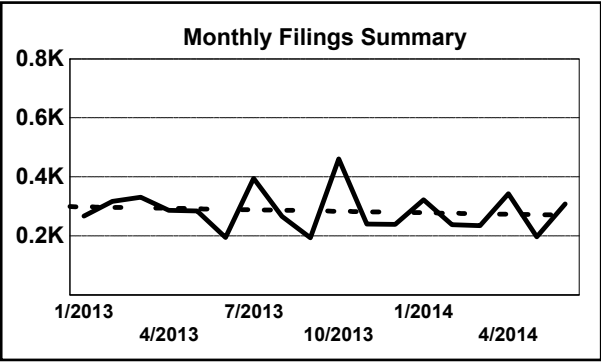
2014 AVG Month: 274

Jan-Jun 2013: 1,682

Jan-Jun 2014: 1,645

Filings Trending: Steady ↔

D
a
s
h
b
o
a
r
d

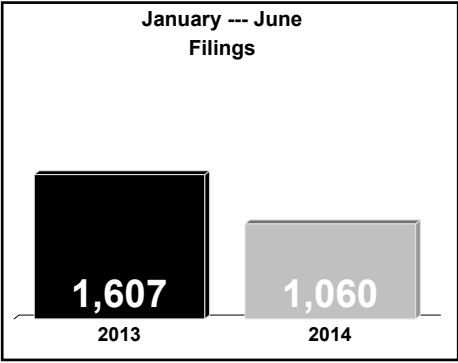
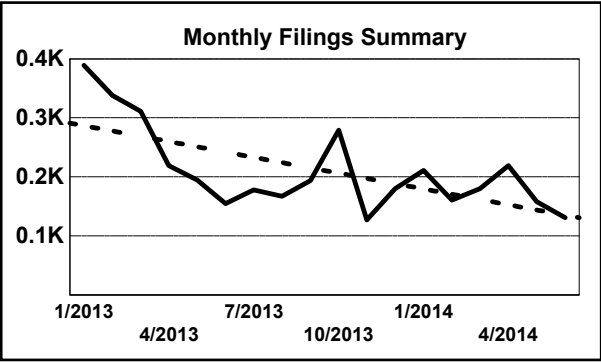


	Jan	Feb	Mar	Apr	May	Jun	Jul	Aug	Sep	Oct	Nov	Dec	Thru Jun	% Change	Trending	Total
2013	267	317	331	287	285	195	395	266	194	461	240	239	1,682			3,477
2014	323	238	235	343	197	309	-	-	-	-	-	-	1,645	-2.2%	▼	1,645

		Jan	Feb	Mar	Apr	May	Jun	Jul	Aug	Sep	Oct	Nov	Dec	Thru Jun	% Change	Trending	Total
Administrative Law	2013	-	-	1	-	1	-	-	-	-	-	2	-	2			4
	2014	-	-	1	-	-	-	-	-	-	-	-	-	1	-50.0%	▼	1
Contested Divorce	2013	2	5	9	4	7	1	6	1	3	3	7	4	28			52
	2014	4	3	9	4	4	2	-	-	-	-	-	-	26	-7.1%	▼	26
Domestic and Family - Level 1	2013	10	21	6	22	2	15	9	9	4	4	10	10	76			122
	2014	8	3	2	3	4	8	-	-	-	-	-	-	28	-63.2%	▼	28
Domestic and Family - Level 2	2013	2	1	3	2	3	1	1	2	1	3	3	4	12			26
	2014	1	-	-	2	3	-	-	-	-	-	-	-	6	-50.0%	▼	6
General Civil - Level 1	2013	1	-	-	2	-	-	-	3	-	1	1	1	3			9
	2014	-	2	-	-	2	-	-	-	-	-	-	-	4	33.3%	▲	4
General Civil - Level 2	2013	3	5	8	8	3	2	2	2	2	7	3	1	29			46
	2014	1	6	-	3	3	11	-	-	-	-	-	-	24	-17.2%	▼	24
General Civil - Level 3	2013	5	3	2	4	8	4	3	2	1	11	-	1	26			44
	2014	4	2	3	1	1	3	-	-	-	-	-	-	14	-46.2%	▼	14
Miscellaneous	2013	116	137	105	97	103	69	63	87	65	78	67	61	627			1,048
	2014	106	87	100	71	71	66	-	-	-	-	-	-	501	-20.1%	▼	501
Misdemeanor	2013	27	31	27	25	23	18	21	29	30	46	28	29	151			334
	2014	33	21	16	35	16	40	-	-	-	-	-	-	161	6.6%	▲	161
Non-Capital Felonies and Related Matters	2013	59	91	126	78	89	39	246	93	55	252	85	105	482			1,318
	2014	130	63	61	181	57	123	-	-	-	-	-	-	615	27.6%	▲	615
Other	2013	25	7	12	17	26	31	21	18	14	29	14	15	118			229
	2014	14	27	22	21	22	30	-	-	-	-	-	-	136	15.3%	▲	136
Other Criminally Related Matters	2013	5	7	12	10	6	10	12	8	10	15	8	4	50			107
	2014	15	12	7	5	3	12	-	-	-	-	-	-	54	8.0%	▲	54
Probates/Wills and Trusts	2013	-	-	2	-	-	-	-	-	-	-	-	-	2			2
Probates/Wills and Trusts - Level 2	2013	1	1	1	5	2	1	-	-	2	1	1	-	11			15
	2014	-	-	1	5	2	2	-	-	-	-	-	-	10	-9.1%	▼	10
Protective Orders	2013	1	-	-	1	2	-	1	2	1	1	1	-	4			10
	2014	-	-	-	1	1	-	-	-	-	-	-	-	2	-50.0%	▼	2
Uncontested Divorce	2013	10	8	17	12	10	4	10	10	6	10	10	4	61			111
	2014	7	12	13	11	8	12	-	-	-	-	-	-	63	3.3%	▲	63

Type of Court: Circuit
Locale/Circuit: Wythe 27
Start/End Date: Jan-13 / Jun-14
Type of Case: Filings
AVG. Month: 211
2013 AVG Month: 228
2014 AVG Month: 177
Jan-Jun 2013: 1,607
Jan-Jun 2014: 1,060
Filings Trending: Downward ▼

D
a
s
h
b
o
a
r
d

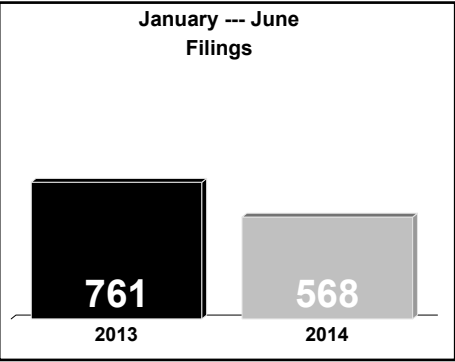
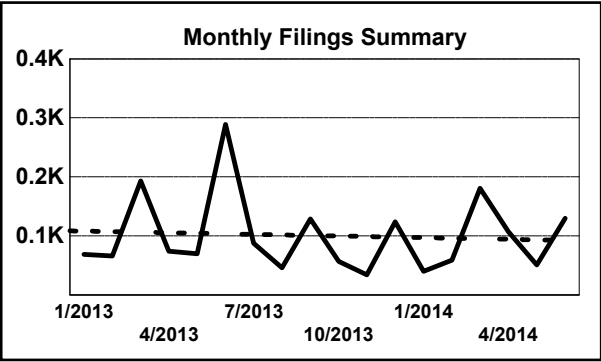


	Jan	Feb	Mar	Apr	May	Jun	Jul	Aug	Sep	Oct	Nov	Dec	Thru Jun	% Change	Trending	Total
2013	389	338	311	219	195	155	178	167	194	279	127	180	1,607			2,732
2014	211	161	180	219	158	131	-	-	-	-	-	-	1,060	-34.0%	▼	1,060

		Jan	Feb	Mar	Apr	May	Jun	Jul	Aug	Sep	Oct	Nov	Dec	Thru Jun	% Change	Trending	Total
Administrative Law	2013	-	-	-	1	-	-	-	-	-	-	-	-	1			1
Contested Divorce	2013	5	1	5	7	3	2	6	4	4	5	3	5	23			50
	2014	5	2	6	3	1	5	-	-	-	-	-	-	22	-4.3%	▼	22
Domestic and Family - Level 1	2013	7	1	7	1	2	8	-	6	11	1	3	7	26			54
	2014	9	3	3	5	11	4	-	-	-	-	-	-	35	34.6%	▲	35
Domestic and Family - Level 2	2013	-	2	1	1	4	3	3	2	2	-	1	-	11			19
	2014	-	-	2	1	2	1	-	-	-	-	-	-	6	-45.5%	▼	6
General Civil - Level 1	2014	-	-	-	1	1	-	-	-	-	-	-	-	2			2
General Civil - Level 2	2013	6	2	6	5	3	3	7	4	2	4	4	7	25			53
	2014	6	2	2	3	7	5	-	-	-	-	-	-	25	0.0%	↔	25
General Civil - Level 3	2013	-	-	1	-	-	3	5	4	2	5	4	1	4			25
	2014	1	2	3	4	8	3	-	-	-	-	-	-	21	425.0%	▲	21
Miscellaneous	2013	238	238	160	76	63	53	59	42	55	48	53	53	828			1,138
	2014	65	86	77	65	43	48	-	-	-	-	-	-	384	-53.6%	▼	384
Misdemeanor	2013	15	15	7	6	10	10	10	13	9	15	3	19	63			132
	2014	7	8	13	7	7	13	-	-	-	-	-	-	55	-12.7%	▼	55
Non-Capital Felonies and Related Matters	2013	97	58	98	99	91	62	72	67	85	177	49	67	505			1,022
	2014	102	38	57	107	55	33	-	-	-	-	-	-	392	-22.4%	▼	392
Other	2013	8	4	11	6	6	1	4	6	7	5	2	8	36			68
	2014	7	7	4	10	8	7	-	-	-	-	-	-	43	19.4%	▲	43
Other Criminally Related Matters	2013	6	5	6	8	1	2	7	6	6	8	3	6	28			64
	2014	3	-	8	4	7	5	-	-	-	-	-	-	27	-3.6%	▼	27
Probates/Wills and Trusts - Level 1	2013	-	-	-	-	-	-	-	-	-	1	-	1	0			2
	2014	-	1	-	-	-	-	-	-	-	-	-	-	1	0.0%	↔	1
Probates/Wills and Trusts - Level 2	2013	2	1	-	-	-	1	-	2	-	2	-	-	4			8
	2014	2	1	1	2	1	-	-	-	-	-	-	-	7	75.0%	▲	7
Uncontested Divorce	2013	5	11	9	9	12	7	5	11	11	8	2	6	53			96
	2014	4	11	4	7	7	7	-	-	-	-	-	-	40	-24.5%	▼	40

Type of Court: Circuit
Locale/Circuit: Radford 27
Start/End Date: Jan-13 / Jun-14
Type of Case: Filings
AVG. Month: 100
2013 AVG Month: 103
2014 AVG Month: 95
Jan-Jun 2013: 761
Jan-Jun 2014: 568
Filings Trending: Downward ▼

D
a
s
h
b
o
a
r
d

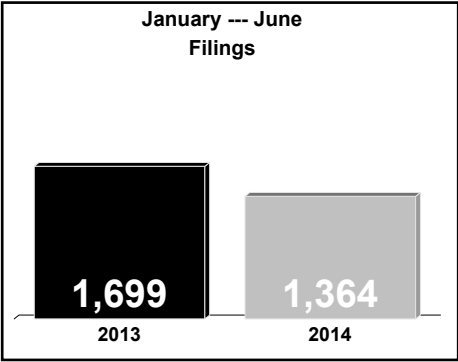
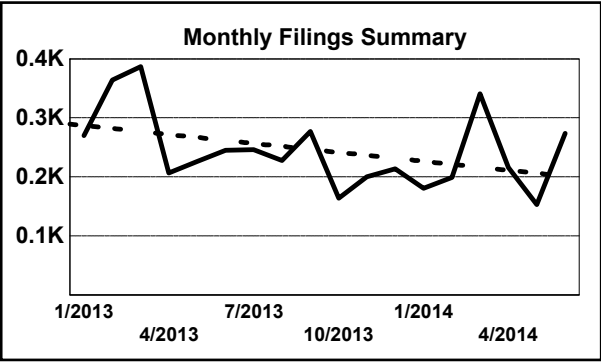


	Jan	Feb	Mar	Apr	May	Jun	Jul	Aug	Sep	Oct	Nov	Dec	Thru Jun	% Change	Trending	Total
2013	69	66	193	74	70	289	88	46	129	57	34	124	761			1,239
2014	40	59	181	107	51	130	-	-	-	-	-	-	568	-25.4%	▼	568

		Jan	Feb	Mar	Apr	May	Jun	Jul	Aug	Sep	Oct	Nov	Dec	Thru Jun	% Change	Trending	Total
Administrative Law	2013	1	-	-	-	-	-	-	-	-	-	-	-	1			1
Contested Divorce	2013	-	-	-	1	-	2	-	-	2	1	2	-	3			8
	2014	-	3	-	2	1	1	-	-	-	-	-	-	7	133.3%	▲	7
Domestic and Family - Level 1	2013	3	-	1	-	-	-	2	1	1	1	1	4	4			14
	2014	-	-	5	3	1	2	-	-	-	-	-	-	11	175.0%	▲	11
Domestic and Family - Level 2	2013	2	1	1	-	-	-	-	-	1	1	-	1	4			7
	2014	-	-	-	-	1	-	-	-	-	-	-	-	1	-75.0%	▼	1
General Civil - Level 1	2014	-	-	-	-	-	1	-	-	-	-	-	-	1			1
General Civil - Level 2	2013	1	-	1	3	-	2	2	1	-	2	-	1	7			13
	2014	-	-	-	1	-	-	-	-	-	-	-	-	1	-85.7%	▼	1
General Civil - Level 3	2013	1	-	2	2	-	2	1	1	2	1	1	1	7			14
	2014	-	1	1	3	-	-	-	-	-	-	-	-	5	-28.6%	▼	5
Miscellaneous	2013	45	38	20	34	31	26	15	17	12	22	14	20	194			294
	2014	26	24	25	25	17	20	-	-	-	-	-	-	137	-29.4%	▼	137
Misdemeanor	2013	-	2	28	6	6	25	22	5	14	6	6	23	67			143
	2014	1	7	18	26	1	30	-	-	-	-	-	-	83	23.9%	▲	83
Non-Capital Felonies and Related Matters	2013	7	11	127	18	19	220	27	10	88	9	8	71	402			615
	2014	9	17	124	36	27	65	-	-	-	-	-	-	278	-30.8%	▼	278
Other	2013	8	11	9	3	9	7	15	10	6	8	-	1	47			87
	2014	-	2	-	1	1	2	-	-	-	-	-	-	6	-87.2%	▼	6
Other Criminally Related Matters	2013	-	-	-	6	3	2	3	-	1	1	2	-	11			18
	2014	2	3	7	5	1	6	-	-	-	-	-	-	24	118.2%	▲	24
Probates/Wills and Trusts	2013	-	-	2	-	-	2	-	-	-	-	-	-	4			4
Protective Orders	2013	-	1	-	-	-	-	-	-	-	-	-	-	1			1
Uncontested Divorce	2013	1	2	2	1	2	1	1	1	2	5	-	2	9			20
	2014	2	2	1	5	1	3	-	-	-	-	-	-	14	55.6%	▲	14

Type of Court: Circuit
Locale/Circuit: Smyth 28
Start/End Date: Jan-13 / Jun-14
Type of Case: Filings
AVG. Month: 244
2013 AVG Month: 252
2014 AVG Month: 227
Jan-Jun 2013: 1,699
Jan-Jun 2014: 1,364
Filings Trending: Downward ▼

D
a
s
h
b
o
a
r
d

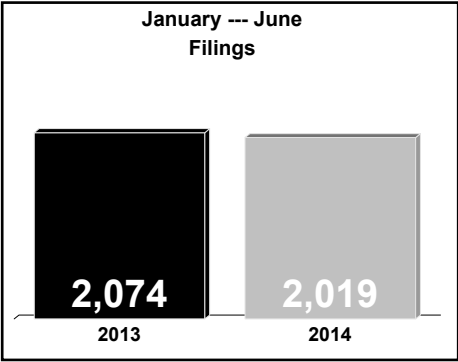
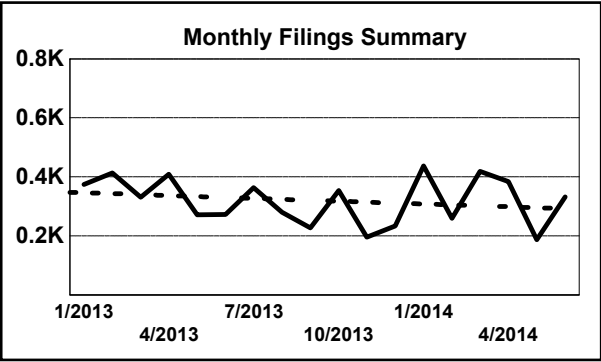


	Jan	Feb	Mar	Apr	May	<u>Jun</u>	Jul	Aug	Sep	Oct	Nov	Dec	Thru Jun	% Change	Trending	Total
2013	270	364	387	207	226	245	246	228	277	164	200	214	1,699			3,028
2014	181	199	341	216	153	274	-	-	-	-	-	-	1,364	-19.7%	▼	1,364

		Jan	Feb	Mar	Apr	May	<u>Jun</u>	Jul	Aug	Sep	Oct	Nov	Dec	Thru Jun	% Change	Trending	Total
Administrative Law	2013	-	-	-	-	-	-	-	-	-	1	3	-	0			4
	2014	1	-	-	2	2	-	-	-	-	-	-	-	5	0.0%	↔	5
Contested Divorce	2013	7	6	4	2	3	1	6	6	6	3	3	5	23			52
	2014	5	3	6	6	3	8	-	-	-	-	-	-	31	34.8%	▲	31
Domestic and Family - Level 1	2013	5	-	2	3	4	2	1	10	1	-	-	-	16			28
	2014	1	2	-	5	-	3	-	-	-	-	-	-	11	-31.3%	▼	11
Domestic and Family - Level 2	2013	3	3	5	3	7	4	6	3	5	3	4	3	25			49
	2014	3	2	1	3	5	6	-	-	-	-	-	-	20	-20.0%	▼	20
General Civil - Level 1	2013	1	-	1	2	1	-	1	-	-	2	-	1	5			9
	2014	1	-	1	-	1	1	-	-	-	-	-	-	4	-20.0%	▼	4
General Civil - Level 2	2013	2	4	4	2	1	6	11	9	5	6	3	5	19			58
	2014	8	3	11	6	6	9	-	-	-	-	-	-	43	126.3%	▲	43
General Civil - Level 3	2013	4	-	2	1	3	4	9	5	5	1	5	2	14			41
	2014	3	4	2	5	8	1	-	-	-	-	-	-	23	64.3%	▲	23
Miscellaneous	2013	159	190	126	92	56	36	49	44	44	62	56	60	659			974
	2014	75	90	104	89	42	62	-	-	-	-	-	-	462	-29.9%	▼	462
Misdemeanor	2013	19	9	18	3	16	13	4	23	24	2	10	8	78			149
	2014	10	6	14	11	29	8	-	-	-	-	-	-	78	0.0%	↔	78
Non-Capital Felonies and Related Matters	2013	28	99	166	41	92	122	109	68	128	48	73	85	548			1,059
	2014	46	46	143	70	34	120	-	-	-	-	-	-	459	-16.2%	▼	459
Other	2013	33	38	40	41	20	47	35	41	41	30	28	37	219			431
	2014	15	28	41	8	11	44	-	-	-	-	-	-	147	-32.9%	▼	147
Other Criminally Related Matters	2013	1	3	7	2	6	-	1	9	5	-	3	2	19			39
	2014	3	3	-	-	3	1	-	-	-	-	-	-	10	-47.4%	▼	10
Probates/Wills and Trusts	2014	-	-	-	1	-	-	-	-	-	-	-	-	1			1
Probates/Wills and Trusts - Level 2	2013	1	2	2	1	4	2	2	1	2	2	4	2	12			25
	2014	3	4	5	3	3	2	-	-	-	-	-	-	20	66.7%	▲	20
Uncontested Divorce	2013	7	10	10	14	13	8	12	9	11	4	8	4	62			110
	2014	7	8	13	7	6	9	-	-	-	-	-	-	50	-19.4%	▼	50

Type of Court: Circuit
Locale/Circuit: Washington 28
Start/End Date: Jan-13 / Jun-14
Type of Case: Filings
AVG. Month: 319
2013 AVG Month: 311
2014 AVG Month: 337
Jan-Jun 2013: 2,074
Jan-Jun 2014: 2,019
Filings Trending: Downward ▼

D
a
s
h
b
o
a
r
d



	Jan	Feb	Mar	Apr	May	<u>Jun</u>	Jul	Aug	Sep	Oct	Nov	Dec	Thru Jun	% Change	Trending	<u>Total</u>
2013	375	414	331	409	272	273	364	280	227	354	196	234	2,074			3,729
2014	437	260	419	384	187	332	-	-	-	-	-	-	2,019	-2.7%	▼	2,019

		Jan	Feb	Mar	Apr	May	<u>Jun</u>	Jul	Aug	Sep	Oct	Nov	Dec	Thru Jun	% Change	Trending	<u>Total</u>
Administrative Law	2013	1	1	2	-	1	-	-	-	-	1	-	-	5			6
	2014	-	1	1	2	1	-	-	-	-	-	-	-	5	0.0%	↔	5
Contested Divorce	2013	4	14	4	4	6	8	8	6	3	5	3	1	40	25.0%	▲	66
	2014	7	12	7	7	8	9	-	-	-	-	-	-	50			50
Domestic and Family - Level 1	2013	3	-	5	9	5	-	-	2	2	6	2	-	22			34
	2014	2	1	14	5	2	11	-	-	-	-	-	-	35	59.1%	▲	35
Domestic and Family - Level 2	2013	2	2	4	2	5	1	1	2	3	3	5	-	16			30
	2014	2	1	-	2	2	1	-	-	-	-	-	-	8	-50.0%	▼	8
General Civil - Level 1	2013	1	2	1	2	1	2	-	-	1	1	-	2	9			13
	2014	-	-	-	-	1	3	-	-	-	-	-	-	4	-55.6%	▼	4
General Civil - Level 2	2013	13	8	4	9	7	4	18	8	6	11	4	5	45			97
	2014	2	2	7	3	9	6	-	-	-	-	-	-	29	-35.6%	▼	29
General Civil - Level 3	2013	2	4	7	8	5	2	4	1	4	2	3	3	28			45
	2014	2	6	4	6	5	3	-	-	-	-	-	-	26	-7.1%	▼	26
Miscellaneous	2013	219	259	193	198	124	108	118	118	94	132	99	137	1,101			1,799
	2014	196	175	187	178	111	126	-	-	-	-	-	-	973	-11.6%	▼	973
Misdemeanor	2013	12	11	10	34	12	21	15	14	14	28	11	3	100			185
	2014	34	4	20	8	4	32	-	-	-	-	-	-	102	2.0%	▲	102
Non-Capital Felonies and Related Matters	2013	99	86	76	110	89	82	175	109	67	135	50	70	542			1,148
	2014	152	42	151	135	32	123	-	-	-	-	-	-	635	17.2%	▲	635
Other	2013	-	-	-	-	-	-	-	-	-	1	1	-	0			2
	2014	-	-	-	-	-	1	-	-	-	-	-	-	1	0.0%	↔	1
Other Criminally Related Matters	2013	6	15	5	13	1	30	9	3	15	16	3	2	70			118
	2014	27	-	11	14	-	-	-	-	-	-	-	-	52	-25.7%	▼	52
Probates/Wills and Trusts	2013	-	-	1	-	-	-	-	-	-	-	-	-	1			1
Probates/Wills and Trusts - Level 2	2013	-	1	-	-	1	1	-	2	2	2	-	1	3			10
	2014	-	-	-	4	-	1	-	-	-	-	-	-	5	66.7%	▲	5
Protective Orders	2013	-	-	-	-	1	-	-	-	-	-	-	1	1			2
	2014	-	-	1	-	1	-	-	-	-	-	-	-	2	100.0%	▲	2
Uncontested Divorce	2013	13	11	19	20	14	14	16	15	16	11	15	9	91			173
	2014	13	16	16	20	11	16	-	-	-	-	-	-	92	1.1%	▲	92

Type of Court: Circuit

Locale/Circuit: Bristol 28

Start/End Date: Jan-13 / Jun-14

Type of Case: Filings

AVG. Month: 169

2013 AVG Month: 166

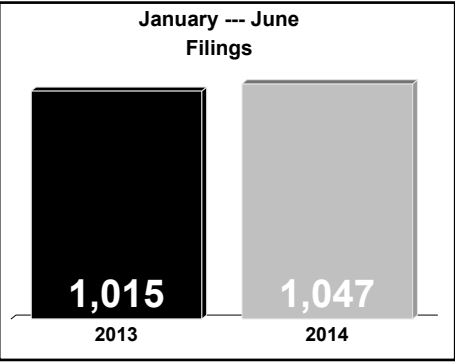
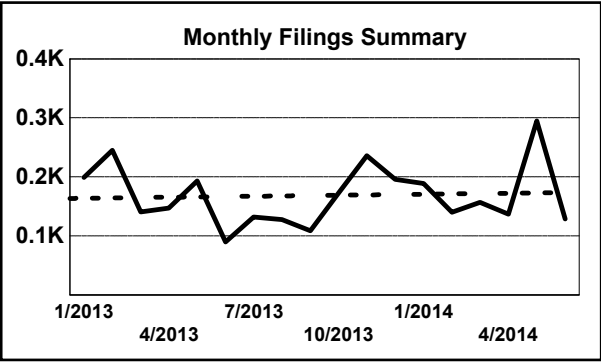
2014 AVG Month: 175

Jan-Jun 2013: 1,015

Jan-Jun 2014: 1,047

Filings Trending: Upward ▲

D
a
s
h
b
o
a
r
d



	Jan	Feb	Mar	Apr	May	<u>Jun</u>	Jul	Aug	Sep	Oct	Nov	Dec	Thru Jun	% Change	Trending	<u>Total</u>
2013	199	245	141	147	193	90	132	128	109	173	236	196	1,015			1,989
2014	189	140	157	137	295	129	-	-	-	-	-	-	1,047	3.2%	▲	1,047

		Jan	Feb	Mar	Apr	May	<u>Jun</u>	Jul	Aug	Sep	Oct	Nov	Dec	Thru Jun	% Change	Trending	<u>Total</u>
Contested Divorce	2013	3	1	5	1	-	1	3	3	2	2	3	2	11			26
	2014	1	2	2	2	1	4	-	-	-	-	-	-	12	9.1%	▲	12
Domestic and Family - Level 1	2013	11	2	2	12	-	-	2	1	4	1	2	6	27			43
	2014	1	-	2	1	-	2	-	-	-	-	-	-	6	-77.8%	▼	6
Domestic and Family - Level 2	2013	-	-	-	2	-	7	1	1	-	2	-	5	9			18
	2014	-	1	-	1	1	1	-	-	-	-	-	-	4	-55.6%	▼	4
General Civil - Level 1	2013	1	1	-	-	-	1	-	-	-	-	-	-	3			3
	2014	-	-	1	1	-	1	-	-	-	-	-	-	3	0.0%	↔	3
General Civil - Level 2	2013	4	1	1	3	2	2	2	3	1	1	4	6	13			30
	2014	3	3	7	2	4	-	-	-	-	-	-	-	19	46.2%	▲	19
General Civil - Level 3	2013	4	-	3	1	1	-	1	-	2	6	4	4	9			26
	2014	2	3	1	3	3	-	-	-	-	-	-	-	12	33.3%	▲	12
Miscellaneous	2013	72	73	58	55	29	42	40	26	24	37	39	33	329			528
	2014	55	55	37	46	38	24	-	-	-	-	-	-	255	-22.5%	▼	255
Misdemeanor	2013	10	17	11	10	16	8	9	17	6	19	12	9	72			144
	2014	15	7	6	15	34	13	-	-	-	-	-	-	90	25.0%	▲	90
Non-Capital Felonies and Related Matters	2013	87	146	57	48	134	25	57	69	59	97	153	87	497			1,019
	2014	86	53	75	45	184	71	-	-	-	-	-	-	514	3.4%	▲	514
Other	2013	1	1	-	1	-	-	-	-	-	2	13	38	3			56
	2014	15	12	7	11	20	7	-	-	-	-	-	-	72	2,300.0%	▲	72
Other Criminally Related Matters	2013	-	1	1	5	4	2	12	2	4	-	2	2	13			35
	2014	7	3	12	5	4	2	-	-	-	-	-	-	33	153.8%	▲	33
Probates/Wills and Trusts	2013	-	-	-	-	-	-	1	-	-	-	-	-	0			1
Probates/Wills and Trusts - Level 2	2013	-	1	-	-	-	-	-	-	-	-	1	-	1	0.0%	↔	2
	2014	-	-	1	-	-	-	-	-	-	-	-	-	1	0.0%	↔	1
Protective Orders	2013	-	-	-	-	1	-	-	-	-	-	-	-	1			1
Uncontested Divorce	2013	6	1	3	9	6	2	4	6	7	6	3	4	27			57
	2014	4	1	6	5	6	4	-	-	-	-	-	-	26	-3.7%	▼	26

Type of Court: Circuit

Locale/Circuit: Buchanan 29

Start/End Date: Jan-13 / Jun-14

Type of Case: Filings

AVG. Month: 211

2013 AVG Month: 190

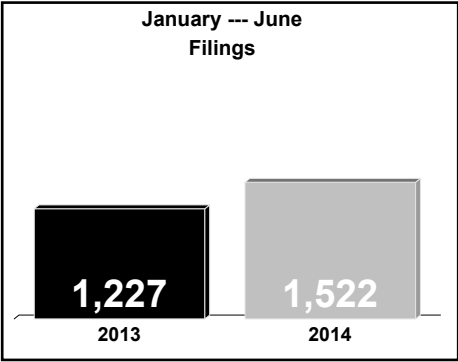
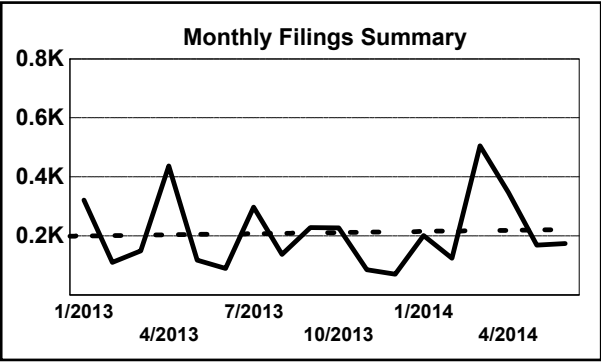
2014 AVG Month: 254

Jan-Jun 2013: 1,227

Jan-Jun 2014: 1,522

Filings Trending: Upward ▲

D
a
s
h
b
o
a
r
d



	Jan	Feb	Mar	Apr	May	Jun	Jul	Aug	Sep	Oct	Nov	Dec	Thru Jun	% Change	Trending	Total
2013	321	111	150	437	118	90	298	138	228	227	86	71	1,227			2,275
2014	202	125	505	347	169	174	-	-	-	-	-	-	1,522	24.0%	▲	1,522

		Jan	Feb	Mar	Apr	May	Jun	Jul	Aug	Sep	Oct	Nov	Dec	Thru Jun	% Change	Trending	Total
Administrative Law	2013	-	2	-	1	-	-	1	-	-	-	-	-	3			4
	2014	-	-	1	-	-	-	-	-	-	-	-	-	1	-66.7%	▼	1
Contested Divorce	2013	1	2	1	2	3	2	4	2	3	1	2	1	11	36.4%	▲	24
	2014	1	1	3	4	3	3	-	-	-	-	-	-	15			15
Domestic and Family - Level 1	2013	-	-	3	3	1	1	-	-	-	8	-	-	8			16
	2014	2	2	-	4	1	1	-	-	-	-	-	-	10	25.0%	▲	10
Domestic and Family - Level 2	2013	-	-	1	2	4	1	2	2	3	2	3	1	8			21
	2014	1	2	2	3	2	4	-	-	-	-	-	-	14	75.0%	▲	14
General Civil - Level 1	2013	-	-	-	-	1	-	-	-	1	1	-	-	1			3
	2014	-	-	1	1	-	2	-	-	-	-	-	-	4	300.0%	▲	4
General Civil - Level 2	2013	1	4	4	13	17	9	4	6	7	4	2	2	48			73
	2014	3	2	3	6	7	9	-	-	-	-	-	-	30	-37.5%	▼	30
General Civil - Level 3	2013	2	2	2	4	6	3	3	1	1	2	1	3	19			30
	2014	4	2	4	1	1	2	-	-	-	-	-	-	14	-26.3%	▼	14
Miscellaneous	2013	80	56	77	59	47	36	51	61	51	69	42	43	355			672
	2014	70	70	112	114	113	59	-	-	-	-	-	-	538	51.5%	▲	538
Misdemeanor	2013	27	5	17	15	13	12	27	17	30	18	8	9	89			198
	2014	16	10	56	33	12	18	-	-	-	-	-	-	145	62.9%	▲	145
Non-Capital Felonies and Related Matters	2013	201	29	36	334	20	15	191	38	120	109	22	6	635			1,121
	2014	93	28	308	171	24	60	-	-	-	-	-	-	684	7.7%	▲	684
Other	2013	1	-	-	-	-	-	3	2	-	-	1	-	1			7
	2014	-	1	-	-	-	1	-	-	-	-	-	-	2	100.0%	▲	2
Other Criminally Related Matters	2013	1	2	1	2	-	1	5	4	3	2	2	-	7			23
	2014	-	1	7	-	-	7	-	-	-	-	-	-	15	114.3%	▲	15
Probates/Wills and Trusts	2014	-	-	-	-	1	-	-	-	-	-	-	-	1			1
Probates/Wills and Trusts - Level 2	2013	2	2	1	-	1	1	-	1	-	2	-	1	7			11
	2014	1	1	-	-	1	3	-	-	-	-	-	-	6	-14.3%	▼	6
Protective Orders	2013	-	-	-	-	2	-	2	-	1	-	-	-	2			5
	2014	-	-	-	-	1	-	-	-	-	-	-	-	1	-50.0%	▼	1
Uncontested Divorce	2013	5	7	7	2	3	9	5	4	8	9	3	5	33			67
	2014	11	5	8	10	3	5	-	-	-	-	-	-	42	27.3%	▲	42

Type of Court: Circuit

Locale/Circuit: Dickenson 29

Start/End Date: Jan-13 / Jun-14

Type of Case: Filings

AVG. Month: 121

2013 AVG Month: 122

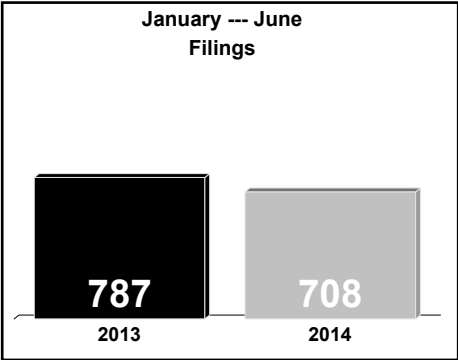
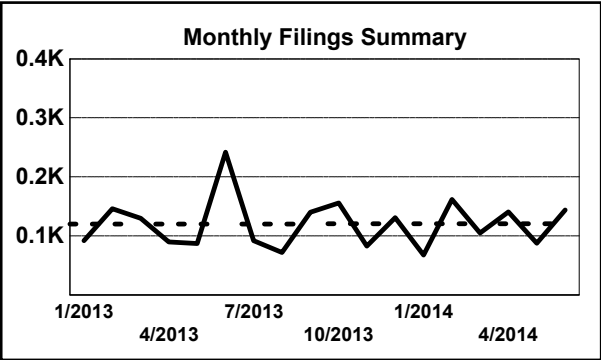
2014 AVG Month: 118

Jan-Jun 2013: 787

Jan-Jun 2014: 708

Filings Trending: Downward ▼

D
a
s
h
b
o
a
r
d

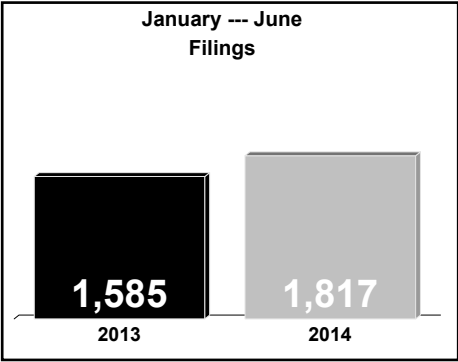
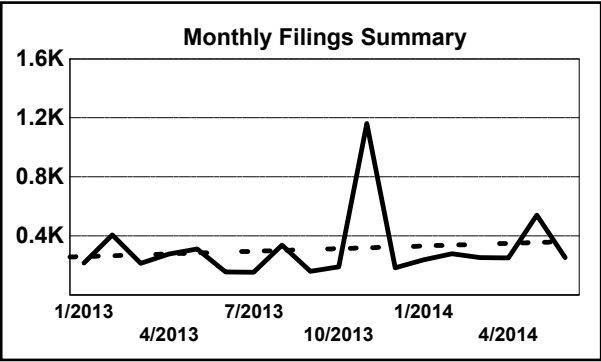


	Jan	Feb	Mar	Apr	May	<u>Jun</u>	Jul	Aug	Sep	Oct	Nov	Dec	Thru Jun	% Change	Trending	<u>Total</u>
2013	92	146	130	90	87	242	92	72	140	156	83	131	787			1,461
2014	68	162	105	141	88	144	-	-	-	-	-	-	708	-10.0%	▼	708

		Jan	Feb	Mar	Apr	May	<u>Jun</u>	Jul	Aug	Sep	Oct	Nov	Dec	Thru Jun	% Change	Trending	<u>Total</u>
Administrative Law	2013	-	1	1	-	-	1	-	-	-	-	-	-	3			3
Contested Divorce	2013	-	3	2	1	2	1	1	4	3	1	-	2	9			20
	2014	2	1	1	4	1	1	-	-	-	-	-	-	10	11.1%	▲	10
Domestic and Family - Level 1	2013	1	-	-	2	1	-	5	6	15	3	10	-	4			43
	2014	6	-	4	-	1	16	-	-	-	-	-	-	27	575.0%	▲	27
Domestic and Family - Level 2	2013	1	-	1	2	2	-	-	-	-	1	3	1	6			11
	2014	-	6	3	1	9	1	-	-	-	-	-	-	20	233.3%	▲	20
General Civil - Level 1	2013	-	2	-	-	-	1	-	-	-	-	-	-	3			3
General Civil - Level 2	2013	2	-	2	2	2	3	1	7	-	1	5	2	11			27
	2014	2	1	2	5	3	3	-	-	-	-	-	-	16	45.5%	▲	16
General Civil - Level 3	2013	3	-	-	-	-	2	1	1	1	2	2	1	5			13
	2014	2	4	1	-	1	4	-	-	-	-	-	-	12	140.0%	▲	12
Miscellaneous	2013	52	53	40	48	32	18	30	26	45	40	32	32	243			448
	2014	32	40	42	35	52	32	-	-	-	-	-	-	233	-4.1%	▼	233
Misdemeanor	2013	1	2	9	3	6	3	5	2	15	4	3	7	24			60
	2014	2	15	2	9	4	3	-	-	-	-	-	-	35	45.8%	▲	35
Non-Capital Felonies and Related Matters	2013	11	65	47	18	27	185	42	13	40	74	13	66	353			601
	2014	9	81	26	72	3	68	-	-	-	-	-	-	259	-26.6%	▼	259
Other	2013	16	17	18	10	12	25	3	10	14	24	14	18	98			181
	2014	7	11	18	11	8	12	-	-	-	-	-	-	67	-31.6%	▼	67
Other Criminally Related Matters	2013	-	-	1	1	-	-	1	-	1	-	-	-	2			4
	2014	-	-	-	-	1	-	-	-	-	-	-	-	1	-50.0%	▼	1
Probates/Wills and Trusts - Level 2	2013	1	-	-	-	-	-	1	1	2	-	-	-	1			5
	2014	-	1	2	-	5	2	-	-	-	-	-	-	10	900.0%	▲	10
Uncontested Divorce	2013	4	3	9	3	3	3	2	2	4	6	1	2	25			42
	2014	6	2	4	4	-	2	-	-	-	-	-	-	18	-28.0%	▼	18

Type of Court: Circuit
Locale/Circuit: Russell 29
Start/End Date: Jan-13 / Jun-14
Type of Case: Filings
AVG. Month: 311
2013 AVG Month: 315
2014 AVG Month: 303
Jan-Jun 2013: 1,585
Jan-Jun 2014: 1,817
Filings Trending: Upward ▲

D
a
s
h
b
o
a
r
d



	Jan	Feb	Mar	Apr	May	<u>Jun</u>	Jul	Aug	Sep	Oct	Nov	Dec	Thru Jun	% Change	Trending	<u>Total</u>
2013	216	407	215	278	312	157	154	339	161	191	1,163	184	1,585			3,777
2014	238	279	254	252	541	253	-	-	-	-	-	-	1,817	14.6%	▲	1,817

		Jan	Feb	Mar	Apr	May	<u>Jun</u>	Jul	Aug	Sep	Oct	Nov	Dec	Thru Jun	% Change	Trending	<u>Total</u>
Administrative Law	2013	-	-	-	-	-	-	1	2	-	-	-	1	0			4
	2014	-	-	1	1	-	-	-	-	-	-	-	-	2	0.0%	↔	2
Contested Divorce	2013	7	7	5	3	8	5	4	7	4	9	5	2	35			66
	2014	6	3	7	3	11	8	-	-	-	-	-	-	38	8.6%	▲	38
Domestic and Family - Level 1	2013	3	-	7	5	-	4	3	4	6	4	2	2	19			40
	2014	15	3	5	5	-	9	-	-	-	-	-	-	37	94.7%	▲	37
Domestic and Family - Level 2	2013	2	-	1	3	2	4	3	4	1	3	4	2	12			29
	2014	2	5	3	2	2	2	-	-	-	-	-	-	16	33.3%	▲	16
General Civil - Level 1	2013	-	1	-	-	1	1	-	-	1	-	-	-	3			4
	2014	1	-	-	-	-	-	-	-	-	-	-	-	1	-66.7%	▼	1
General Civil - Level 2	2013	3	3	7	8	6	5	7	4	3	10	3	6	32			65
	2014	6	2	4	10	4	5	-	-	-	-	-	-	31	-3.1%	▼	31
General Civil - Level 3	2013	3	1	1	2	1	5	5	2	2	3	1	-	13			26
	2014	4	1	2	2	5	4	-	-	-	-	-	-	18	38.5%	▲	18
Miscellaneous	2013	85	118	85	89	54	46	42	50	33	60	59	51	477			772
	2014	88	87	116	124	104	128	-	-	-	-	-	-	647	35.6%	▲	647
Misdemeanor	2013	5	61	18	9	26	2	7	31	15	13	23	25	121			235
	2014	25	36	23	7	29	9	-	-	-	-	-	-	129	6.6%	▲	129
Non-Capital Felonies and Related Matters	2013	69	167	52	126	182	58	50	203	51	58	1,043	67	654			2,126
	2014	68	99	61	66	362	46	-	-	-	-	-	-	702	7.3%	▲	702
Other	2013	27	31	19	22	20	21	17	23	28	16	17	16	140			257
	2014	15	34	20	20	16	20	-	-	-	-	-	-	125	-10.7%	▼	125
Other Criminally Related Matters	2013	-	2	4	6	3	-	6	6	2	1	3	2	15			35
	2014	-	-	1	2	1	7	-	-	-	-	-	-	11	-26.7%	▼	11
Probates/Wills and Trusts - Level 2	2013	1	2	1	1	2	1	2	-	-	-	-	-	8			10
	2014	1	-	-	-	-	3	-	-	-	-	-	-	4	-50.0%	▼	4
Protective Orders	2014	-	-	-	1	-	-	-	-	-	-	-	-	1			1
Uncontested Divorce	2013	11	14	15	4	7	5	7	3	15	14	3	10	56			108
	2014	7	9	11	9	7	12	-	-	-	-	-	-	55	-1.8%	▼	55

Type of Court: Circuit

Locale/Circuit: Tazewell 29

Start/End Date: Jan-13 / Jun-14

Type of Case: Filings

AVG. Month: 556

2013 AVG Month: 587

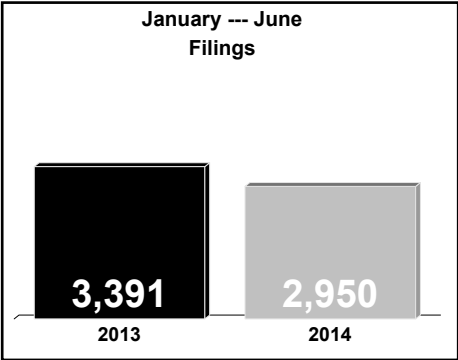
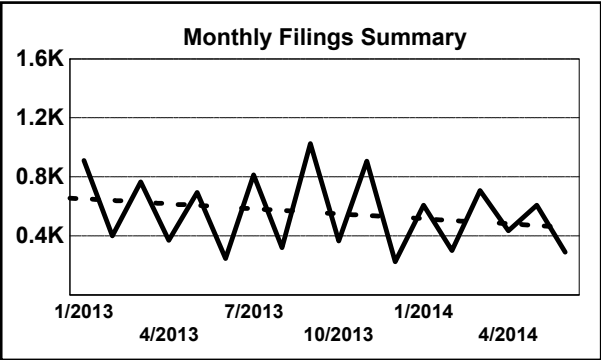
2014 AVG Month: 492

Jan-Jun 2013: 3,391

Jan-Jun 2014: 2,950

Filings Trending: Downward ▼

D
a
s
h
b
o
a
r
d

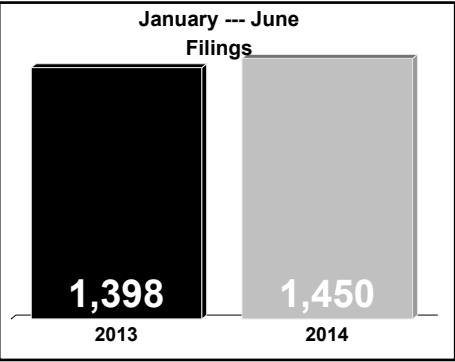
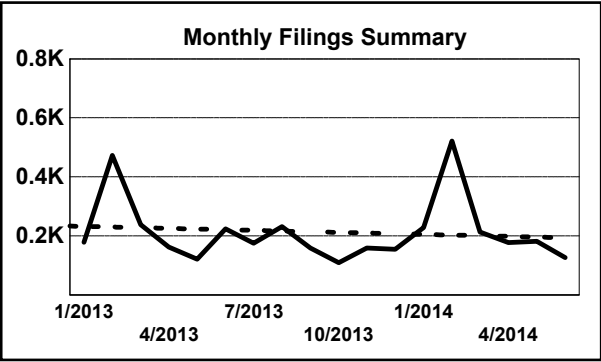


	Jan	Feb	Mar	Apr	May	<u>Jun</u>	Jul	Aug	Sep	Oct	Nov	Dec	Thru Jun	% Change	Trending	<u>Total</u>
2013	912	400	766	370	695	248	814	321	1,025	367	906	225	3,391			7,049
2014	608	301	708	435	608	290	-	-	-	-	-	-	2,950	-13.0%	▼	2,950

		Jan	Feb	Mar	Apr	May	<u>Jun</u>	Jul	Aug	Sep	Oct	Nov	Dec	Thru Jun	% Change	Trending	<u>Total</u>
Administrative Law	2013	2	-	2	1	-	1	-	1	-	1	-	2	6			10
Capital Murder	2013	-	-	-	-	-	-	-	-	-	3	2	-	0			5
Contested Divorce	2013	7	3	5	14	11	7	5	6	3	5	9	1	47	0.0%	↔	76
	2014	7	7	7	3	7	5	-	-	-	-	-	-	36	-23.4%	▼	36
Domestic and Family - Level 1	2013	-	-	10	4	3	-	1	3	3	6	5	2	17			37
	2014	2	1	5	-	6	1	-	-	-	-	-	-	15	-11.8%	▼	15
Domestic and Family - Level 2	2013	2	2	2	5	-	2	3	5	1	3	1	2	13			28
	2014	1	1	2	3	3	6	-	-	-	-	-	-	16	23.1%	▲	16
General Civil - Level 1	2013	-	-	-	1	2	-	1	2	-	1	1	-	3			8
	2014	1	-	1	1	2	1	-	-	-	-	-	-	6	100.0%	▲	6
General Civil - Level 2	2013	9	4	10	4	11	7	7	8	4	4	5	3	45			76
	2014	3	10	10	8	5	5	-	-	-	-	-	-	41	-8.9%	▼	41
General Civil - Level 3	2013	4	1	6	5	4	-	5	6	3	4	2	3	20			43
	2014	2	1	2	6	5	1	-	-	-	-	-	-	17	-15.0%	▼	17
Miscellaneous	2013	157	189	185	135	91	87	80	86	75	86	80	91	844			1,342
	2014	103	147	202	222	152	108	-	-	-	-	-	-	934	10.7%	▲	934
Misdemeanor	2013	87	28	115	53	88	27	142	29	187	37	289	20	398			1,102
	2014	83	28	120	35	120	20	-	-	-	-	-	-	406	2.0%	▲	406
Non-Capital Felonies and Related Matters	2013	599	142	399	112	449	92	534	142	723	192	475	71	1,793			3,930
	2014	376	67	325	126	285	113	-	-	-	-	-	-	1,292	-27.9%	▼	1,292
Other	2013	16	9	7	9	9	7	9	7	8	10	5	12	57			108
	2014	6	11	11	13	6	9	-	-	-	-	-	-	56	-1.8%	▼	56
Other Criminally Related Matters	2013	9	1	3	4	6	1	9	3	3	1	12	4	24			56
	2014	7	2	4	3	8	3	-	-	-	-	-	-	27	12.5%	▲	27
Probates/Wills and Trusts	2013	-	-	-	-	-	1	-	-	-	-	-	-	1			1
Probates/Wills and Trusts - Level 2	2013	7	5	2	2	-	2	4	3	1	6	3	2	18			37
	2014	4	3	1	1	-	2	-	-	-	-	-	-	11	-38.9%	▼	11
Uncontested Divorce	2013	13	16	20	21	21	14	14	20	14	8	17	12	105			190
	2014	13	23	18	14	9	16	-	-	-	-	-	-	93	-11.4%	▼	93

Type of Court: Circuit
Locale/Circuit: Lee 30
Start/End Date: Jan-13 / Jun-14
Type of Case: Filings
AVG. Month: 213
2013 AVG Month: 199
2014 AVG Month: 242
Jan-Jun 2013: 1,398
Jan-Jun 2014: 1,450
Filings Trending: Upward ▲

D
a
s
h
b
o
a
r
d

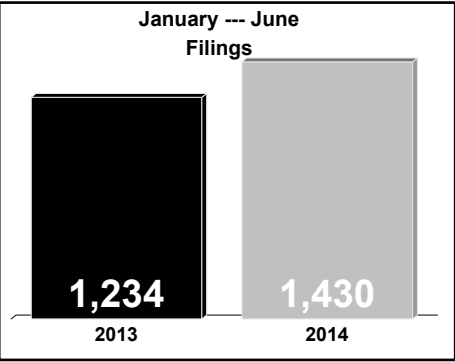
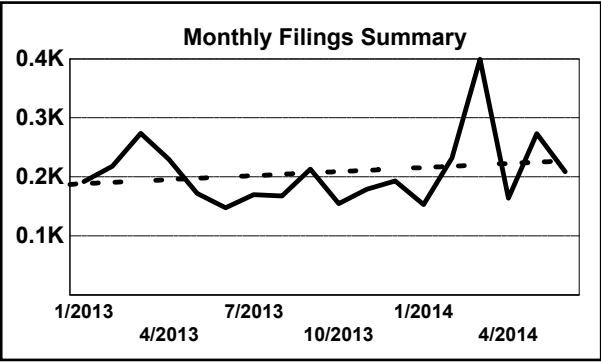


	Jan	Feb	Mar	Apr	May	Jun	Jul	Aug	Sep	Oct	Nov	Dec	Thru Jun	% Change	Trending	Total
2013	179	473	238	163	121	224	175	232	159	110	159	155	1,398			2,388
2014	228	522	213	178	182	127	-	-	-	-	-	-	1,450	3.7%	▲	1,450

		Jan	Feb	Mar	Apr	May	Jun	Jul	Aug	Sep	Oct	Nov	Dec	Thru Jun	% Change	Trending	Total
Administrative Law	2013	-	1	-	-	-	-	-	-	-	-	-	-	1			1
	2014	-	-	-	1	-	-	-	-	-	-	-	-	1	0.0%	↔	1
Contested Divorce	2013	1	4	2	4	3	2	2	1	-	4	1	2	16			26
	2014	1	3	6	2	1	1	-	-	-	-	-	-	14	-12.5%	▼	14
Domestic and Family - Level 1	2013	1	1	-	-	-	-	5	-	-	-	3	-	2			10
	2014	5	4	-	-	-	1	-	-	-	-	-	-	10	400.0%	▲	10
Domestic and Family - Level 2	2013	-	-	-	2	2	-	2	2	2	-	3	3	4			16
	2014	-	4	2	2	3	1	-	-	-	-	-	-	12	200.0%	▲	12
General Civil - Level 1	2013	1	-	-	2	-	-	-	-	-	-	-	1	3			4
	2014	-	-	1	-	-	-	-	-	-	-	-	-	1	-66.7%	▼	1
General Civil - Level 2	2013	3	6	5	5	10	1	1	3	5	1	3	3	30			46
	2014	-	2	5	1	3	2	-	-	-	-	-	-	13	-56.7%	▼	13
General Civil - Level 3	2013	-	-	3	2	2	3	1	1	2	6	6	3	10			29
	2014	6	2	4	4	4	4	-	-	-	-	-	-	24	140.0%	▲	24
Miscellaneous	2013	56	83	74	55	27	43	38	31	42	45	47	36	338			577
	2014	59	61	53	52	44	43	-	-	-	-	-	-	312	-7.7%	▼	312
Misdemeanor	2013	33	198	52	22	30	36	26	32	22	23	10	16	371			500
	2014	30	320	12	29	22	18	-	-	-	-	-	-	431	16.2%	▲	431
Non-Capital Felonies and Related Matters	2013	64	161	79	54	37	129	81	156	65	19	65	77	524			987
	2014	104	105	115	81	82	45	-	-	-	-	-	-	532	1.5%	▲	532
Other	2013	1	1	-	3	-	1	2	-	2	1	-	3	6			14
	2014	2	3	3	-	-	-	-	-	-	-	-	-	8	33.3%	▲	8
Other Criminally Related Matters	2013	4	1	8	5	4	1	4	2	6	3	8	8	23			54
	2014	10	8	2	-	16	2	-	-	-	-	-	-	38	65.2%	▲	38
Probates/Wills and Trusts - Level 1	2013	-	-	-	1	-	-	-	-	-	-	-	-	1			1
	2014	-	-	-	-	-	2	-	-	-	-	-	-	2	100.0%	▲	2
Probates/Wills and Trusts - Level 2	2013	8	-	4	1	1	1	2	1	3	-	5	-	15			26
	2014	4	2	3	-	-	-	-	-	-	-	-	-	9	-40.0%	▼	9
Uncontested Divorce	2013	7	17	11	7	5	7	11	3	10	8	8	3	54			97
	2014	7	8	7	6	7	8	-	-	-	-	-	-	43	-20.4%	▼	43

Type of Court: Circuit
Locale/Circuit: Scott 30
Start/End Date: Jan-13 / Jun-14
Type of Case: Filings
AVG. Month: 208
2013 AVG Month: 193
2014 AVG Month: 238
Jan-Jun 2013: 1,234
Jan-Jun 2014: 1,430
Filings Trending: Upward ▲

D
a
s
h
b
o
a
r
d

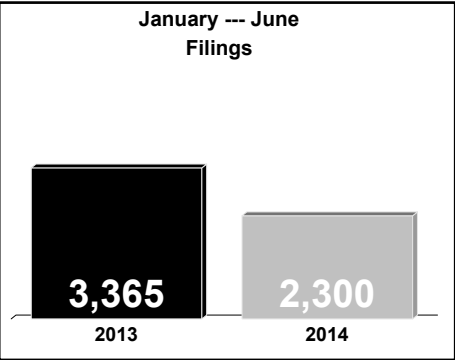
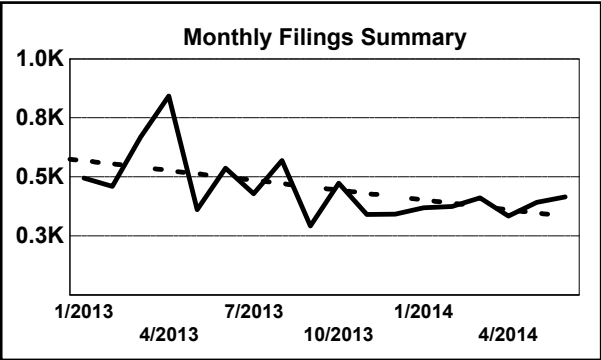


	Jan	Feb	Mar	Apr	May	<u>Jun</u>	Jul	Aug	Sep	Oct	Nov	Dec	Thru Jun	% Change	Trending	<u>Total</u>
2013	192	218	274	230	172	148	170	168	213	155	179	193	1,234			2,312
2014	153	232	399	164	273	209	-	-	-	-	-	-	1,430	15.9%	▲	1,430

		Jan	Feb	Mar	Apr	May	<u>Jun</u>	Jul	Aug	Sep	Oct	Nov	Dec	Thru Jun	% Change	Trending	<u>Total</u>
Administrative Law	2013	-	-	-	-	-	-	-	-	1	-	-	1	0			2
Contested Divorce	2013	2	5	4	2	4	5	2	1	6	2	5	4	22	0.0%	↔	42
	2014	-	3	4	5	5	4	-	-	-	-	-	-	21	-4.5%	▼	21
Domestic and Family - Level 1	2013	1	-	-	-	3	3	2	1	2	1	2	2	7			17
	2014	2	-	-	5	-	1	-	-	-	-	-	-	8	14.3%	▲	8
Domestic and Family - Level 2	2013	5	1	2	1	2	2	-	2	-	1	1	-	13			17
	2014	1	-	-	-	-	-	-	-	-	-	-	-	1	-92.3%	▼	1
General Civil - Level 1	2013	-	-	-	-	1	-	1	-	-	2	1	1	1			6
	2014	1	-	-	-	-	-	-	-	-	-	-	-	1	0.0%	↔	1
General Civil - Level 2	2013	3	2	7	1	5	3	-	2	3	5	6	4	21			41
	2014	6	3	6	1	5	3	-	-	-	-	-	-	24	14.3%	▲	24
General Civil - Level 3	2013	2	-	3	-	-	2	2	2	3	3	1	3	7			21
	2014	1	1	1	3	4	4	-	-	-	-	-	-	14	100.0%	▲	14
Miscellaneous	2013	101	103	102	85	49	39	52	46	54	62	52	64	479			809
	2014	60	76	88	48	43	34	-	-	-	-	-	-	349	-27.1%	▼	349
Misdemeanor	2013	23	10	72	17	37	29	47	28	34	34	30	39	188			400
	2014	31	28	55	25	89	37	-	-	-	-	-	-	265	41.0%	▲	265
Non-Capital Felonies and Related Matters	2013	37	84	60	116	50	54	48	64	88	19	74	57	401			751
	2014	43	107	210	58	97	108	-	-	-	-	-	-	623	55.4%	▲	623
Other	2013	1	-	-	-	-	-	-	-	-	1	-	1	1			3
Other Criminally Related Matters	2013	6	-	15	1	7	4	5	12	7	8	3	11	33			79
	2014	2	1	18	1	23	8	-	-	-	-	-	-	53	60.6%	▲	53
Probates/Wills and Trusts - Level 1	2013	-	-	1	-	-	-	-	1	-	-	1	-	1			3
	2014	-	1	-	-	-	-	-	-	-	-	-	-	1	0.0%	↔	1
Probates/Wills and Trusts - Level 2	2013	3	-	-	-	3	3	1	2	2	8	-	1	9			23
	2014	-	-	6	5	3	-	-	-	-	-	-	-	14	55.6%	▲	14
Uncontested Divorce	2013	8	13	8	7	11	4	10	7	13	9	3	5	51			98
	2014	6	12	11	13	4	10	-	-	-	-	-	-	56	9.8%	▲	56

Type of Court: Circuit
Locale/Circuit: Wise 30
Start/End Date: Jan-13 / Jun-14
Type of Case: Filings
AVG. Month: 451
2013 AVG Month: 485
2014 AVG Month: 383
Jan-Jun 2013: 3,365
Jan-Jun 2014: 2,300
Filings Trending: Downward ▼

D
a
s
h
b
o
a
r
d



	Jan	Feb	Mar	Apr	May	<u>Jun</u>	Jul	Aug	Sep	Oct	Nov	Dec	Thru Jun	% Change	Trending	Total
2013	495	460	669	843	361	537	429	569	293	474	341	343	3,365			5,814
2014	370	375	411	335	393	416	-	-	-	-	-	-	2,300	-31.6%	▼	2,300

		Jan	Feb	Mar	Apr	May	<u>Jun</u>	Jul	Aug	Sep	Oct	Nov	Dec	Thru Jun	% Change	Trending	Total
Administrative Law	2013	2	-	1	1	-	2	-	-	-	-	1	-	6			7
	2014	1	-	-	1	-	1	-	-	-	-	-	-	3	-50.0%	▼	3
Contested Divorce	2013	8	12	10	8	12	8	9	9	12	10	5	8	58			111
	2014	9	10	7	11	6	8	-	-	-	-	-	-	51	-12.1%	▼	51
Domestic and Family - Level 1	2013	3	8	6	4	8	1	7	2	20	9	5	5	30			78
	2014	2	10	1	-	5	5	-	-	-	-	-	-	23	-23.3%	▼	23
Domestic and Family - Level 2	2013	7	7	3	3	4	7	7	2	4	5	2	7	31			58
	2014	2	2	-	3	1	5	-	-	-	-	-	-	13	-58.1%	▼	13
General Civil	2013	1	-	-	-	-	-	-	-	-	-	-	-	1			1
General Civil - Level 1	2013	-	-	-	-	2	1	-	3	1	2	2	-	3			11
	2014	-	-	2	1	1	1	-	-	-	-	-	-	5	66.7%	▲	5
General Civil - Level 2	2013	12	9	10	13	10	9	8	12	7	9	8	15	63			122
	2014	12	10	5	10	12	8	-	-	-	-	-	-	57	-9.5%	▼	57
General Civil - Level 3	2013	-	5	5	7	1	5	1	4	2	6	5	2	23			43
	2014	7	4	4	8	5	4	-	-	-	-	-	-	32	39.1%	▲	32
Miscellaneous	2013	199	172	119	136	100	77	63	84	61	100	57	54	803			1,222
	2014	71	135	131	81	109	85	-	-	-	-	-	-	612	-23.8%	▼	612
Misdemeanor	2013	82	57	92	110	73	107	84	86	51	73	66	70	521			951
	2014	65	52	74	81	82	76	-	-	-	-	-	-	430	-17.5%	▼	430
Non-Capital Felonies and Related Matters	2013	155	167	377	532	117	290	222	321	88	221	174	157	1,638			2,821
	2014	170	127	150	119	144	201	-	-	-	-	-	-	911	-44.4%	▼	911
Other	2013	3	-	4	1	4	7	3	3	1	3	-	-	19			29
	2014	1	6	1	-	5	3	-	-	-	-	-	-	16	-15.8%	▼	16
Other Criminally Related Matters	2013	3	3	14	3	10	3	8	11	19	15	3	9	36			101
	2014	3	5	5	8	5	6	-	-	-	-	-	-	32	-11.1%	▼	32
Probates/Wills and Trusts - Level 1	2013	-	-	-	-	-	-	-	-	1	-	-	-	0			1
	2014	-	-	1	-	-	-	-	-	-	-	-	-	1	0.0%	↔	1
Probates/Wills and Trusts - Level 2	2013	2	3	1	-	3	-	4	3	2	1	3	1	9			23
	2014	1	-	3	1	3	4	-	-	-	-	-	-	12	33.3%	▲	12
Uncontested Divorce	2013	18	17	27	25	17	20	13	29	24	20	10	15	124			235
	2014	26	14	27	11	15	9	-	-	-	-	-	-	102	-17.7%	▼	102

Type of Court: Circuit

Locale/Circuit: Prince William 31

Start/End Date: Jan-13 / Jun-14

Type of Case: Filings

AVG. Month: 1,449

2013 AVG Month: 1,467

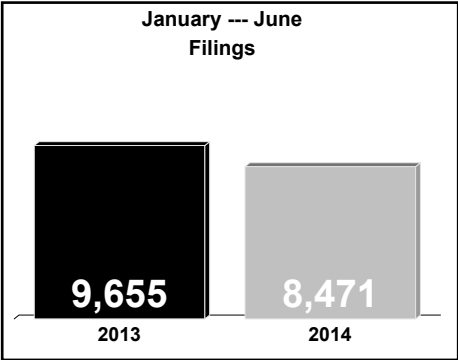
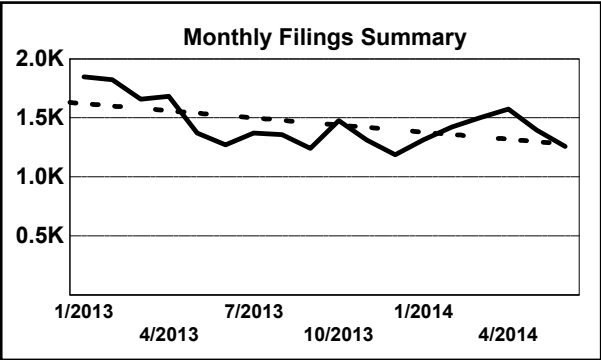
2014 AVG Month: 1,412

Jan-Jun 2013: 9,655

Jan-Jun 2014: 8,471

Filings Trending: Downward ▼

D
a
s
h
b
o
a
r
d



	Jan	Feb	Mar	Apr	May	Jun	Jul	Aug	Sep	Oct	Nov	Dec	Thru Jun	% Change	Trending	Total
2013	1,847	1,824	1,659	1,682	1,372	1,271	1,372	1,359	1,243	1,476	1,313	1,189	9,655			17,607
2014	1,316	1,424	1,502	1,574	1,397	1,258	-	-	-	-	-	-	8,471	-12.3%	▼	8,471

		Jan	Feb	Mar	Apr	May	Jun	Jul	Aug	Sep	Oct	Nov	Dec	Thru Jun	% Change	Trending	Total
Administrative Law	2013	1	-	1	2	3	2	1	1	1	1	3	2	9			18
	2014	3	1	1	1	-	-	-	-	-	-	-	-	6	-33.3%	▼	6
Contested Divorce	2013	25	35	44	41	36	23	27	29	32	37	28	32	204			389
	2014	37	28	36	34	47	25	-	-	-	-	-	-	207	1.5%	▲	207
Domestic and Family - Level 1	2013	22	12	4	30	12	14	8	11	25	12	24	11	94			185
	2014	5	12	14	22	18	18	-	-	-	-	-	-	89	-5.3%	▼	89
Domestic and Family - Level 2	2013	13	8	7	13	12	15	13	12	19	28	20	13	68			173
	2014	12	23	8	17	15	7	-	-	-	-	-	-	82	20.6%	▲	82
General Civil - Level 1	2013	2	4	2	3	3	3	-	3	5	2	2	2	17			31
	2014	3	4	3	3	6	4	-	-	-	-	-	-	23	35.3%	▲	23
General Civil - Level 2	2013	72	73	75	85	56	54	83	69	54	75	70	91	415			857
	2014	80	52	77	84	95	67	-	-	-	-	-	-	455	9.6%	▲	455
General Civil - Level 3	2013	39	34	34	35	35	31	29	24	25	34	25	24	208			369
	2014	27	24	31	26	38	18	-	-	-	-	-	-	164	-21.2%	▼	164
Miscellaneous	2013	1,040	911	851	720	587	440	577	520	435	602	481	499	4,549			7,663
	2014	605	635	624	599	474	490	-	-	-	-	-	-	3,427	-24.7%	▼	3,427
Misdemeanor	2013	105	168	103	145	116	142	117	145	93	98	95	111	779			1,438
	2014	96	116	88	167	107	118	-	-	-	-	-	-	692	-11.2%	▼	692
Non-Capital Felonies and Related Matters	2013	269	380	248	355	313	322	277	301	335	303	337	249	1,887			3,689
	2014	229	285	415	352	365	316	-	-	-	-	-	-	1,962	4.0%	▲	1,962
Other	2013	90	59	79	67	52	53	67	61	82	63	77	55	400			805
	2014	67	93	59	81	70	61	-	-	-	-	-	-	431	7.8%	▲	431
Other Criminally Related Matters	2013	66	47	100	90	52	75	56	92	34	98	71	51	430			832
	2014	72	79	51	72	55	54	-	-	-	-	-	-	383	-10.9%	▼	383
Probates/Wills and Trusts - Level 1	2013	-	-	-	2	1	-	-	-	-	-	1	-	3			4
	2014	-	2	1	1	2	1	-	-	-	-	-	-	7	133.3%	▲	7
Probates/Wills and Trusts - Level 2	2013	7	6	9	11	5	10	11	5	5	15	6	6	48			96
	2014	3	9	6	13	9	5	-	-	-	-	-	-	45	-6.3%	▼	45
Protective Orders	2013	6	4	2	2	4	7	7	13	3	4	1	2	25			55
	2014	5	3	2	6	3	2	-	-	-	-	-	-	21	-16.0%	▼	21
Uncontested Divorce	2013	90	83	100	81	85	80	99	73	95	104	72	41	519			1,003
	2014	72	58	86	96	93	72	-	-	-	-	-	-	477	-8.1%	▼	477