

Type of Court: Circuit

Locale/Circuit: Chesapeake 1

Start/End Date: Jan-13 / Jul-14

Type of Case: Filings

AVG. Month: 1,159

2013 AVG Month: 1,161

2014 AVG Month: 1,155

Jan-Jul 2013: 8,662

Jan-Jul 2014: 8,085

Filings Trending: Downward ▼

D

a

s

h

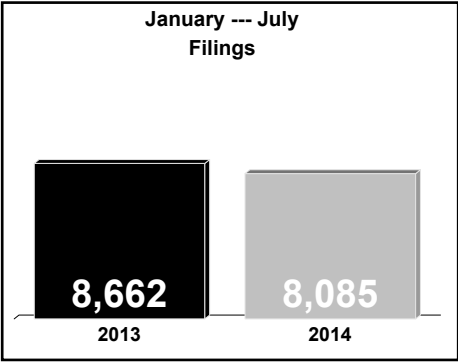
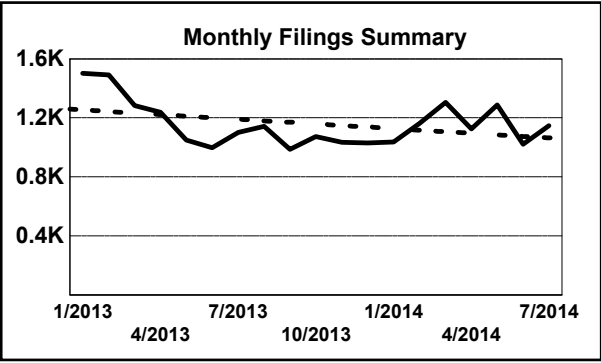
b

o

a

r

d



	Jan	Feb	Mar	Apr	May	Jun	Jul	Aug	Sep	Oct	Nov	Dec	Thru Jul	% Change	Trending	Total
2013	1,502	1,490	1,283	1,238	1,050	998	1,101	1,142	988	1,073	1,034	1,031	8,662			13,930
2014	1,036	1,163	1,304	1,125	1,287	1,022	1,148	-	-	-	-	-	8,085	-6.7%	▼	8,085

		Jan	Feb	Mar	Apr	May	Jun	Jul	Aug	Sep	Oct	Nov	Dec	Thru Jul	% Change	Trending	Total
Administrative Law	2013	-	3	5	6	3	1	1	2	1	3	-	2	19			27
	2014	1	1	4	2	-	-	1	-	-	-	-	-	9	-52.6%	▼	9
Contested Divorce	2013	18	31	29	20	24	23	26	17	21	11	21	12	171			253
	2014	23	28	28	33	32	21	34	-	-	-	-	-	199	16.4%	▲	199
Domestic and Family - Level 1	2013	13	22	33	10	14	18	17	16	13	18	3	11	127			188
	2014	8	13	19	15	22	11	15	-	-	-	-	-	103	-18.9%	▼	103
Domestic and Family - Level 2	2013	8	6	9	12	12	14	14	9	11	6	7	8	75			116
	2014	14	9	10	16	14	2	4	-	-	-	-	-	69	-8.0%	▼	69
General Civil - Level 1	2013	3	3	4	4	2	2	2	2	2	2	4	4	20			34
	2014	3	2	2	2	1	2	3	-	-	-	-	-	15	-25.0%	▼	15
General Civil - Level 2	2013	31	76	36	79	33	34	49	38	36	38	52	38	338			540
	2014	20	50	36	37	66	34	52	-	-	-	-	-	295	-12.7%	▼	295
General Civil - Level 3	2013	12	15	20	35	17	9	31	8	11	13	20	9	139			200
	2014	17	27	21	18	25	8	14	-	-	-	-	-	130	-6.5%	▼	130
Miscellaneous	2013	714	618	517	433	363	241	348	327	328	277	289	343	3,234			4,798
	2014	405	438	470	386	364	230	351	-	-	-	-	-	2,644	-18.2%	▼	2,644
Misdemeanor	2013	120	135	135	151	118	148	146	140	119	128	130	155	953			1,625
	2014	127	116	161	157	165	145	133	-	-	-	-	-	1,004	5.4%	▲	1,004
Non-Capital Felonies and Related Matters	2013	408	397	340	307	310	350	296	419	305	401	356	283	2,408			4,172
	2014	275	305	341	255	381	349	341	-	-	-	-	-	2,247	-6.7%	▼	2,247
Other	2013	71	69	56	65	54	64	72	60	68	67	51	53	451			750
	2014	73	71	81	66	84	100	84	-	-	-	-	-	559	23.9%	▲	559
Other Criminally Related Matters	2013	49	46	30	48	40	37	47	44	31	55	45	51	297			523
	2014	18	29	45	59	61	44	53	-	-	-	-	-	309	4.0%	▲	309
Probates/Wills and Trusts - Level 1	2013	1	-	1	1	1	-	-	-	-	-	1	-	4			5
	2014	-	-	1	-	-	-	-	-	-	-	-	-	1	-75.0%	▼	1
Probates/Wills and Trusts - Level 2	2013	5	3	2	11	7	7	6	8	4	5	4	2	41			64
	2014	5	7	3	7	3	9	4	-	-	-	-	-	38	-7.3%	▼	38
Protective Orders	2014	-	-	-	1	-	-	-	-	-	-	-	-	1			1
Uncontested Divorce	2013	49	66	66	56	52	50	46	52	38	49	51	60	385			635
	2014	47	67	82	71	69	67	59	-	-	-	-	-	462	20.0%	▲	462

Type of Court: Circuit

Locale/Circuit: Accomack 32

Start/End Date: Jan-13 / Jul-14

Type of Case: Filings

AVG. Month: 123

2013 AVG Month: 137

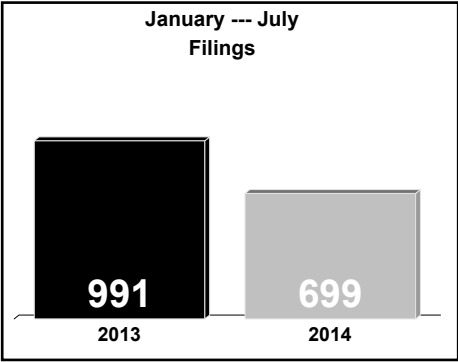
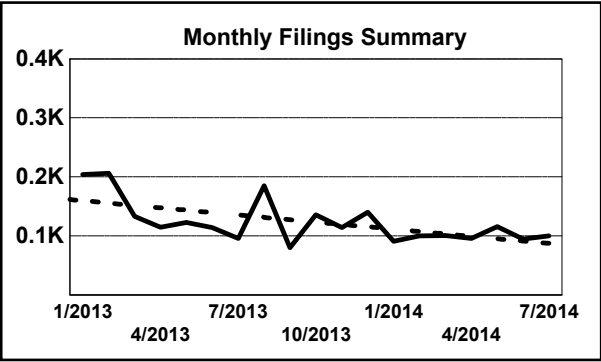
2014 AVG Month: 100

Jan-Jul 2013: 991

Jan-Jul 2014: 699

Filings Trending: Downward ▼

D
a
s
h
b
o
a
r
d

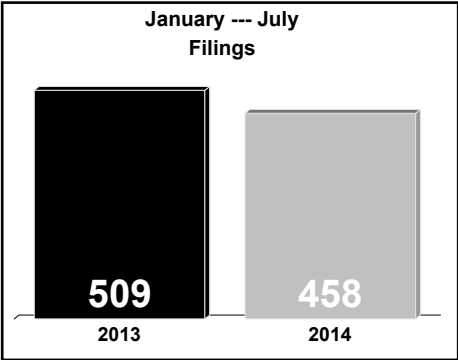
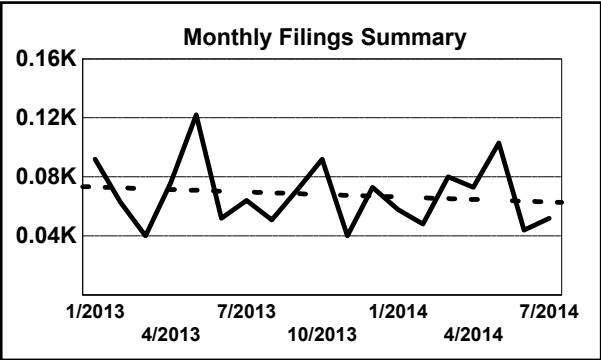


	Jan	Feb	Mar	Apr	May	Jun	<u>Jul</u>	Aug	Sep	Oct	Nov	Dec	Thru Jul	% Change	Trending	<u>Total</u>
2013	204	206	133	115	123	114	96	185	80	136	114	140	991			1,646
2014	91	100	101	96	116	95	100	-	-	-	-	-	699	-29.5%	▼	699

		Jan	Feb	Mar	Apr	May	Jun	<u>Jul</u>	Aug	Sep	Oct	Nov	Dec	Thru Jul	% Change	Trending	<u>Total</u>
Contested Divorce	2013	6	2	3	2	3	3	2	7	5	2	2	2	21			39
	2014	5	-	-	2	2	3	2	-	-	-	-	-	14	-33.3%	▼	14
Domestic and Family - Level 1	2013	2	-	1	1	-	2	-	-	2	1	1	1	6			11
	2014	-	1	1	3	2	-	2	-	-	-	-	-	9	50.0%	▲	9
Domestic and Family - Level 2	2013	-	-	-	1	3	1	1	2	1	1	3	-	6			13
	2014	2	-	-	1	1	1	1	-	-	-	-	-	6	0.0%	↔	6
General Civil - Level 1	2013	2	1	-	1	1	-	3	-	-	-	1	-	8			9
	2014	1	-	-	-	1	-	2	-	-	-	-	-	4	-50.0%	▼	4
General Civil - Level 2	2013	12	12	4	4	8	8	6	-	5	6	2	3	54			70
	2014	5	5	7	7	7	15	10	-	-	-	-	-	56	3.7%	▲	56
General Civil - Level 3	2013	8	3	1	1	4	1	8	6	3	8	5	4	26			52
	2014	5	2	4	3	10	4	6	-	-	-	-	-	34	30.8%	▲	34
Miscellaneous	2013	116	130	84	62	57	39	37	40	37	44	56	50	525			752
	2014	38	54	49	45	35	32	45	-	-	-	-	-	298	-43.2%	▼	298
Misdemeanor	2013	9	21	4	6	9	3	8	20	10	12	12	9	60			123
	2014	12	11	3	9	7	12	7	-	-	-	-	-	61	1.7%	▲	61
Non-Capital Felonies and Related Matters	2013	36	22	18	27	26	48	12	94	5	51	16	65	189			420
	2014	6	19	19	17	43	16	14	-	-	-	-	-	134	-29.1%	▼	134
Other	2013	2	2	-	1	-	-	2	1	1	3	1	-	7			13
	2014	1	1	3	1	-	-	3	-	-	-	-	-	9	28.6%	▲	9
Other Criminally Related Matters	2013	5	1	3	3	3	3	7	4	5	2	10	-	25			46
	2014	5	1	4	-	1	3	2	-	-	-	-	-	16	-36.0%	▼	16
Probates/Wills and Trusts - Level 2	2013	-	-	2	-	3	2	2	1	-	-	2	1	9			13
	2014	1	-	-	1	1	-	1	-	-	-	-	-	4	-55.6%	▼	4
Protective Orders	2013	1	-	-	1	-	-	-	-	-	-	-	-	2			2
	2014	1	2	1	-	-	2	-	-	-	-	-	-	6	200.0%	▲	6
Uncontested Divorce	2013	5	12	13	5	6	4	8	10	6	6	3	5	53			83
	2014	9	4	10	7	6	7	5	-	-	-	-	-	48	-9.4%	▼	48

Type of Court: Circuit
Locale/Circuit: Northampton 32
Start/End Date: Jan-13 / Jul-14
Type of Case: Filings
AVG. Month: 68
2013 AVG Month: 70
2014 AVG Month: 65
Jan-Jul 2013: 509
Jan-Jul 2014: 458
Filings Trending: Downward ▼

D
a
s
h
b
o
a
r
d



	Jan	Feb	Mar	Apr	May	Jun	Jul	Aug	Sep	Oct	Nov	Dec	Thru Jul	% Change	Trending	Total
2013	92	63	40	76	122	52	64	51	71	92	40	73	509			836
2014	58	48	80	73	103	44	52	-	-	-	-	-	458	-10.0%	▼	458

		Jan	Feb	Mar	Apr	May	Jun	Jul	Aug	Sep	Oct	Nov	Dec	Thru Jul	% Change	Trending	Total
Contested Divorce	2013	-	2	-	-	1	2	-	-	-	1	-	-	5			6
	2014	2	2	3	-	-	-	-	-	-	-	-	-	7	40.0%	▲	7
Domestic and Family - Lev	2013	-	-	-	-	-	-	2	-	-	-	-	-	2			2
Domestic and Family - Lev	2013	-	-	-	-	1	1	-	-	-	-	-	-	2			2
General Civil - Level 1	2013	-	1	-	1	-	-	1	-	-	-	-	-	2			3
General Civil - Level 2	2013	4	4	2	2	1	2	2	6	4	3	-	1	17			31
	2014	2	1	3	4	10	6	-	-	-	-	-	-	26	52.9%	▲	26
General Civil - Level 3	2013	8	-	4	-	10	-	5	12	3	3	-	7	27			52
	2014	2	3	1	7	2	2	3	-	-	-	-	-	20	-25.9%	▼	20
Miscellaneous	2013	43	38	14	20	12	11	8	15	16	23	16	15	146			231
	2014	16	17	23	18	24	3	12	-	-	-	-	-	113	-22.6%	▼	113
Misdemeanor	2013	14	4	7	15	30	4	14	4	7	25	13	21	88			158
	2014	16	13	22	15	26	15	18	-	-	-	-	-	125	42.0%	▲	125
Non-Capital Felonies and Related Matters	2013	17	10	6	29	54	24	27	5	36	18	9	20	167			255
	2014	16	2	17	23	37	10	14	-	-	-	-	-	119	-28.7%	▼	119
Other	2013	-	-	2	1	-	-	-	-	-	-	-	-	3			3
	2014	-	-	-	-	-	1	-	-	-	-	-	-	1	-66.7%	▼	1
Other Criminally Related Matters	2013	3	-	3	5	11	-	3	4	3	13	1	5	25			51
	2014	4	8	4	3	4	5	3	-	-	-	-	-	31	24.0%	▲	31
Probates/Wills and Trusts - Level 2	2013	2	1	-	-	1	1	-	-	-	1	-	-	5			6
	2014	-	-	2	-	-	-	-	-	-	-	-	-	2	-60.0%	▼	2
Protective Orders	2013	-	-	-	-	-	1	-	-	-	-	-	-	1			1
Uncontested Divorce	2013	1	3	2	3	1	6	3	4	2	5	1	4	19			35
	2014	-	2	5	3	-	2	2	-	-	-	-	-	14	-26.3%	▼	14

Type of Court: Circuit

Locale/Circuit: Portsmouth 3

Start/End Date: Jan-13 / Jul-14

Type of Case: Filings

AVG. Month: 774

2013 AVG Month: 779

2014 AVG Month: 765

Jan-Jul 2013: 5,593

Jan-Jul 2014: 5,352

Filings Trending: Downward ▼

D

a

s

h

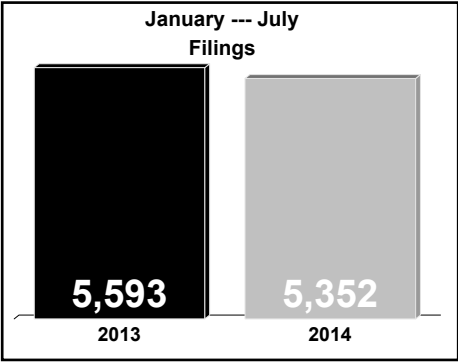
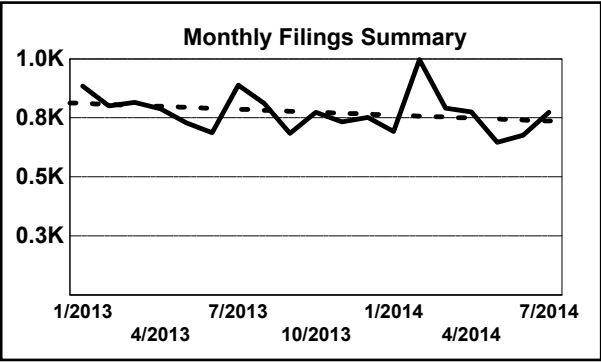
b

o

a

r

d



	Jan	Feb	Mar	Apr	May	Jun	Jul	Aug	Sep	Oct	Nov	Dec	Thru Jul	% Change	Trending	Total
2013	884	801	815	789	729	687	888	812	684	773	733	752	5,593			9,347
2014	693	996	791	775	647	676	774	-	-	-	-	-	5,352	-4.3%	▼	5,352

		Jan	Feb	Mar	Apr	May	Jun	Jul	Aug	Sep	Oct	Nov	Dec	Thru Jul	% Change	Trending	Total
Administrative Law	2013	-	-	-	-	-	1	-	1	-	1	1	2	1			6
	2014	-	-	-	-	1	1	-	-	-	-	-	-	2	100.0%	▲	2
Contested Divorce	2013	13	15	12	13	10	6	10	14	9	14	10	7	79			133
	2014	11	9	9	14	10	9	8	-	-	-	-	-	70	-11.4%	▼	70
Domestic and Family - Level 1	2013	10	7	15	13	16	11	16	13	21	13	7	17	88			159
	2014	7	14	5	13	18	15	15	-	-	-	-	-	87	-1.1%	▼	87
Domestic and Family - Level 2	2013	5	4	4	6	4	2	3	6	3	9	2	6	28			54
	2014	9	3	5	4	5	2	8	-	-	-	-	-	36	28.6%	▲	36
General Civil - Level 1	2013	1	1	5	5	2	22	10	8	5	21	15	11	46			106
	2014	23	27	1	2	33	2	18	-	-	-	-	-	106	130.4%	▲	106
General Civil - Level 2	2013	27	23	19	32	17	29	36	19	25	22	18	21	183			288
	2014	22	32	28	29	19	24	19	-	-	-	-	-	173	-5.5%	▼	173
General Civil - Level 3	2013	107	146	95	98	108	62	152	208	130	69	99	105	768			1,379
	2014	115	106	86	88	69	66	147	-	-	-	-	-	677	-11.8%	▼	677
Miscellaneous	2013	311	199	199	203	171	156	171	152	145	168	155	167	1,410			2,197
	2014	194	206	200	181	157	134	177	-	-	-	-	-	1,249	-11.4%	▼	1,249
Misdemeanor	2013	96	95	133	135	132	103	117	99	93	129	129	126	811			1,387
	2014	102	108	150	100	90	117	100	-	-	-	-	-	767	-5.4%	▼	767
Non-Capital Felonies and Related Matters	2013	210	219	232	172	178	210	272	190	159	218	202	196	1,493			2,458
	2014	164	396	207	240	156	189	186	-	-	-	-	-	1,538	3.0%	▲	1,538
Other	2013	41	35	41	42	31	32	27	28	35	55	22	25	249			414
	2014	-	24	41	34	32	46	43	-	-	-	-	-	220	-11.6%	▼	220
Other Criminally Related Matters	2013	39	36	31	45	33	23	33	43	33	33	41	41	240			431
	2014	20	39	33	35	25	32	22	-	-	-	-	-	206	-14.2%	▼	206
Probates/Wills and Trusts - Level 1	2013	-	-	-	-	-	-	1	1	-	-	-	1	1			3
	2014	1	-	-	1	-	-	1	-	-	-	-	-	3	200.0%	▲	3
Probates/Wills and Trusts - Level 2	2013	8	6	6	1	7	1	6	3	6	4	6	4	35			58
	2014	6	9	4	5	6	9	6	-	-	-	-	-	45	28.6%	▲	45
Protective Orders	2013	3	1	2	-	1	1	2	2	-	-	2	2	10			16
	2014	1	2	4	1	1	1	1	-	-	-	-	-	11	10.0%	▲	11
Uncontested Divorce	2013	13	14	21	24	19	28	32	25	20	17	24	21	151			258
	2014	18	21	18	28	25	29	23	-	-	-	-	-	162	7.3%	▲	162

Type of Court: Circuit

Locale/Circuit: Norfolk 4

Start/End Date: Jan-13 / Jul-14

Type of Case: Filings

AVG. Month: 1,746

2013 AVG Month: 1,783

2014 AVG Month: 1,684

Jan-Jul 2013: 12,662

Jan-Jul 2014: 11,787

Filings Trending: Downward ▼

D

a

s

h

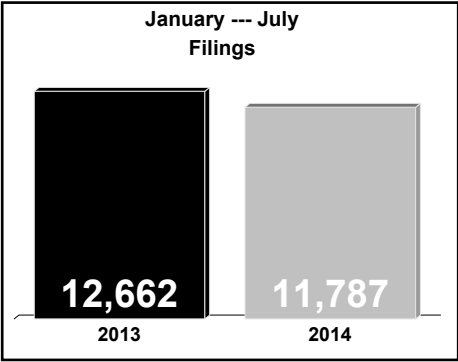
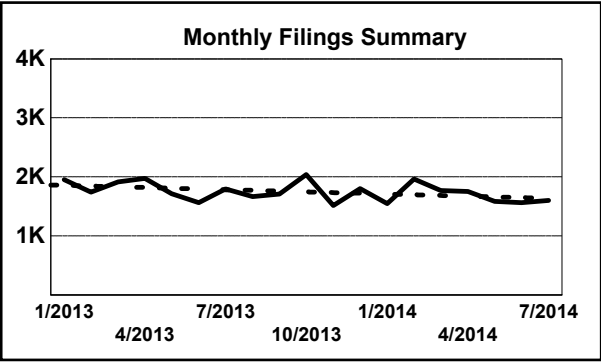
b

o

a

r

d



	Jan	Feb	Mar	Apr	May	Jun	<u>Jul</u>	Aug	Sep	Oct	Nov	Dec	Thru Jul	% Change	Trending	Total
2013	1,952	1,744	1,914	1,978	1,714	1,563	1,797	1,666	1,709	2,038	1,517	1,804	12,662			21,396
2014	1,547	1,964	1,770	1,753	1,584	1,565	1,604	-	-	-	-	-	11,787	-6.9%	▼	11,787

		Jan	Feb	Mar	Apr	May	Jun	<u>Jul</u>	Aug	Sep	Oct	Nov	Dec	Thru Jul	% Change	Trending	Total
Administrative Law	2013	1	-	-	1	2	-	1	-	3	1	-	1	5			10
	2014	2	2	1	-	1	1	-	-	-	-	-	-	7	40.0%	▲	7
Contested Divorce	2013	80	88	134	102	82	91	86	116	98	109	84	107	663			1,177
	2014	83	121	139	114	99	88	78	-	-	-	-	-	722	8.9%	▲	722
Domestic and Family - Level 1	2013	18	24	27	40	27	16	31	26	20	17	29	17	183			292
	2014	28	18	22	21	35	22	29	-	-	-	-	-	175	-4.4%	▼	175
Domestic and Family - Level 2	2013	29	22	30	17	33	20	25	24	19	18	25	18	176			280
	2014	13	21	17	19	10	1	14	-	-	-	-	-	95	-46.0%	▼	95
General Civil - Level 1	2013	9	4	6	3	6	1	4	4	-	7	3	3	33			50
	2014	9	5	2	6	4	8	5	-	-	-	-	-	39	18.2%	▲	39
General Civil - Level 2	2013	63	59	67	50	49	57	58	73	46	72	44	53	403			691
	2014	44	62	62	77	46	57	51	-	-	-	-	-	399	-1.0%	▼	399
General Civil - Level 3	2013	43	42	49	77	43	56	72	72	69	67	42	66	382			698
	2014	50	53	58	50	68	43	50	-	-	-	-	-	372	-2.6%	▼	372
Miscellaneous	2013	483	459	433	411	309	287	335	312	328	322	293	318	2,717			4,290
	2014	286	424	396	357	274	280	244	-	-	-	-	-	2,261	-16.8%	▼	2,261
Misdemeanor	2013	221	162	211	212	212	150	210	157	197	201	177	228	1,378			2,338
	2014	152	194	160	216	177	181	171	-	-	-	-	-	1,251	-9.2%	▼	1,251
Non-Capital Felonies and Related Matters	2013	587	420	462	578	523	481	491	462	500	709	437	543	3,542			6,193
	2014	460	568	428	427	447	445	550	-	-	-	-	-	3,325	-6.1%	▼	3,325
Other	2013	104	103	87	107	90	91	129	97	129	100	57	127	711			1,221
	2014	112	89	105	97	77	83	132	-	-	-	-	-	695	-2.3%	▼	695
Other Criminally Related Matters	2013	88	86	106	115	87	90	107	93	87	130	84	103	679			1,176
	2014	63	93	74	116	100	106	86	-	-	-	-	-	638	-6.0%	▼	638
Probates/Wills and Trusts - Level 1	2013	1	1	-	-	1	1	-	-	-	-	1	-	4			5
	2014	1	-	-	-	-	-	-	-	-	-	-	-	1	-75.0%	▼	1
Probates/Wills and Trusts - Level 2	2013	14	16	18	16	11	18	12	12	14	10	10	7	105			158
	2014	19	11	15	7	10	13	8	-	-	-	-	-	83	-21.0%	▼	83
Protective Orders	2013	1	3	2	1	4	3	3	3	2	1	3	2	17			28
	2014	1	1	2	2	-	-	1	-	-	-	-	-	7	-58.8%	▼	7
Uncontested Divorce	2013	210	255	282	248	235	201	233	215	197	274	228	211	1,664			2,789
	2014	224	302	289	244	236	237	185	-	-	-	-	-	1,717	3.2%	▲	1,717

Type of Court: Circuit

Locale/Circuit: Isle of Wight 5

Start/End Date: Jan-13 / Jul-14

Type of Case: Filings

AVG. Month: 143

2013 AVG Month: 144

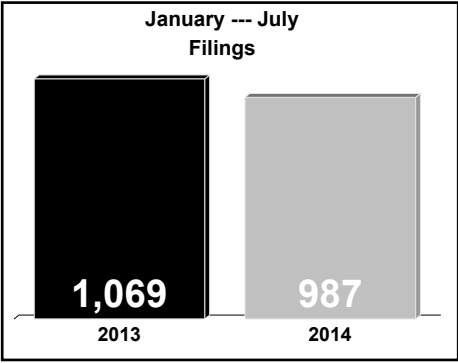
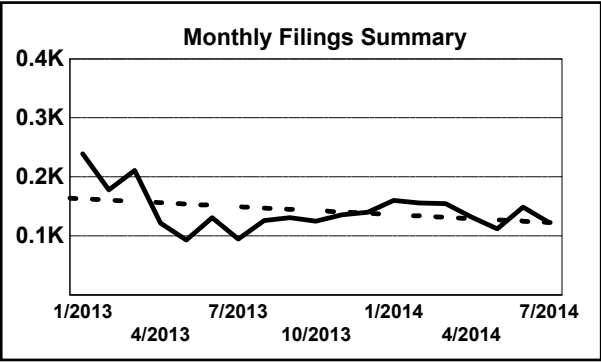
2014 AVG Month: 141

Jan-Jul 2013: 1,069

Jan-Jul 2014: 987

Filings Trending: Downward ▼

D
a
s
h
b
o
a
r
d



	Jan	Feb	Mar	Apr	May	Jun	Jul	Aug	Sep	Oct	Nov	Dec	Thru Jul	% Change	Trending	Total
2013	239	178	211	122	93	131	95	126	131	125	136	140	1,069			1,727
2014	160	156	155	132	112	149	123	-	-	-	-	-	987	-7.7%	▼	987

		Jan	Feb	Mar	Apr	May	Jun	Jul	Aug	Sep	Oct	Nov	Dec	Thru Jul	% Change	Trending	Total
Administrative Law	2013	-	-	-	-	-	-	-	-	1	-	-	-	0			1
	2014	-	-	-	1	-	-	-	-	-	-	-	-	1	0.0%	↔	1
Contested Divorce	2013	4	3	4	5	3	2	3	1	4	1	4	8	24			42
	2014	2	-	4	5	2	4	3	-	-	-	-	-	20	-16.7%	▼	20
Domestic and Family - Level 1	2013	1	2	3	-	3	1	-	2	1	1	4	2	10			20
	2014	2	5	-	-	5	5	-	-	-	-	-	-	17	70.0%	▲	17
Domestic and Family - Level 2	2013	-	-	1	2	3	2	-	-	-	4	1	3	8			16
	2014	2	2	-	1	-	-	1	-	-	-	-	-	6	-25.0%	▼	6
General Civil - Level 1	2014	1	-	-	-	-	-	-	-	-	-	-	-	1			1
	2013	4	4	7	2	3	4	1	12	6	3	-	1	25			47
General Civil - Level 2	2014	5	4	4	4	8	4	5	-	-	-	-	-	34	36.0%	▲	34
	2013	2	2	-	2	1	4	1	2	3	3	1	1	12			22
General Civil - Level 3	2014	3	6	3	2	4	3	2	-	-	-	-	-	23	91.7%	▲	23
	2013	165	115	110	80	45	57	65	69	37	66	60	59	637			928
Miscellaneous	2014	89	97	97	71	45	59	56	-	-	-	-	-	514	-19.3%	▼	514
	2013	6	8	4	3	7	15	2	5	13	6	8	-	45			77
Misdemeanor	2014	1	6	5	2	4	7	4	-	-	-	-	-	29	-35.6%	▼	29
	2013	42	31	66	19	16	28	11	17	49	20	36	51	213			386
Non-Capital Felonies and Related Matters	2014	37	20	23	37	30	55	41	-	-	-	-	-	243	14.1%	▲	243
	2013	4	2	2	1	4	4	-	4	5	4	8	1	17			39
Other	2014	8	9	4	-	-	2	-	-	-	-	-	-	23	35.3%	▲	23
	2013	3	6	3	3	3	5	4	4	1	7	6	3	27			48
Other Criminally Related Matters	2014	2	2	6	-	3	1	6	-	-	-	-	-	20	-25.9%	▼	20
	2013	-	1	1	-	-	-	-	-	-	-	-	-	2			2
Probates/Wills and Trusts	2013	-	1	-	1	1	-	-	1	1	1	3	1	3			10
	2014	4	-	-	-	3	1	-	-	-	-	-	-	8	166.7%	▲	8
Uncontested Divorce	2013	8	3	10	4	4	9	8	9	10	9	5	10	46			89
	2014	4	5	9	9	8	8	5	-	-	-	-	-	48	4.3%	▲	48

Type of Court: Circuit

Locale/Circuit: Southampton 5

Start/End Date: Jan-13 / Jul-14

Type of Case: Filings

AVG. Month: 164

2013 AVG Month: 167

2014 AVG Month: 158

Jan-Jul 2013: 1,238

Jan-Jul 2014: 1,109

Filings Trending: Downward ▼

D

a

s

h

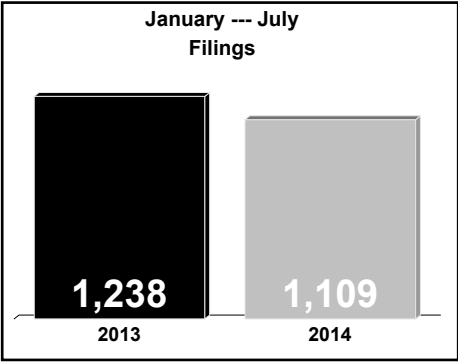
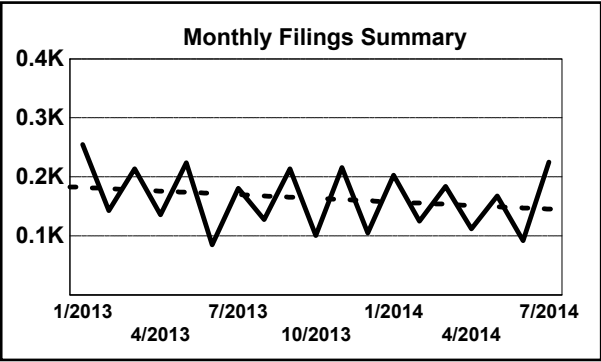
b

o

a

r

d



	Jan	Feb	Mar	Apr	May	Jun	Jul	Aug	Sep	Oct	Nov	Dec	Thru Jul	% Change	Trending	Total
2013	255	143	214	136	224	85	181	128	214	101	216	105	1,238			2,002
2014	203	125	184	112	168	92	225	-	-	-	-	-	1,109	-10.4%	▼	1,109

		Jan	Feb	Mar	Apr	May	Jun	Jul	Aug	Sep	Oct	Nov	Dec	Thru Jul	% Change	Trending	Total
Contested Divorce	2013	-	3	3	5	2	5	6	4	4	2	3	1	24			38
	2014	2	5	3	4	4	1	-	-	-	-	-	-	19	-20.8%	▼	19
Domestic and Family - Level 1	2013	3	1	-	-	2	-	12	-	1	-	3	1	18			23
	2014	2	-	-	-	-	1	-	-	-	-	-	-	3	-83.3%	▼	3
Domestic and Family - Level 2	2013	1	-	-	1	-	-	1	5	-	-	-	1	3			9
	2014	-	-	2	-	-	3	12	-	-	-	-	-	17	466.7%	▲	17
General Civil - Level 1	2013	1	-	-	-	-	-	1	1	-	-	-	-	2			3
	2014	3	2	6	4	5	5	2	-	-	-	-	-	27	12.5%	▲	27
General Civil - Level 2	2013	17	8	4	15	7	-	-	5	5	7	10	2	51			80
	2014	5	6	5	4	3	2	1	-	-	-	-	-	26	-49.0%	▼	26
General Civil - Level 3	2013	69	86	52	46	38	37	37	23	28	27	26	39	365			508
	2014	47	49	52	37	44	28	28	-	-	-	-	-	285	-21.9%	▼	285
Miscellaneous	2013	8	6	6	9	25	8	15	6	10	4	6	5	77			108
	2014	17	13	11	2	13	11	13	-	-	-	-	-	80	3.9%	▲	80
Misdemeanor	2013	134	33	128	42	101	22	81	69	89	35	105	46	541			885
	2014	67	39	55	40	37	27	79	-	-	-	-	-	344	-36.4%	▼	344
Non-Capital Felonies and Related Matters	2013	1	2	-	2	2	3	1	2	-	5	2	-	11			20
	2014	1	2	2	-	2	4	-	-	-	-	-	-	11	0.0%	↔	11
Other	2013	9	1	10	4	38	3	16	3	64	5	55	4	81			212
	2014	53	4	38	8	50	3	88	-	-	-	-	-	244	201.2%	▲	244
Other Criminally Related Matters	2014	-	-	1	-	-	-	-	-	-	-	-	-	1			1
	2013	1	-	-	-	-	-	1	1	1	-	-	-	2			4
Probates/Wills and Trusts	2014	1	-	-	-	-	-	-	-	-	-	-	-	4	100.0%	▲	4
	2013	-	-	-	-	-	-	-	1	-	-	-	-	0			1
Probates/Wills and Trusts - Level 2	2014	-	-	-	-	-	1	-	-	-	-	-	-	1	0.0%	↔	1
	2013	5	2	7	7	5	5	8	3	8	9	3	4	39			66
Protective Orders	2014	5	5	8	12	10	5	2	-	-	-	-	-	47	20.5%	▲	47
	2013																

Type of Court: Circuit

Locale/Circuit: Suffolk 5

Start/End Date: Jan-13 / Jul-14

Type of Case: Filings

AVG. Month: 464

2013 AVG Month: 474

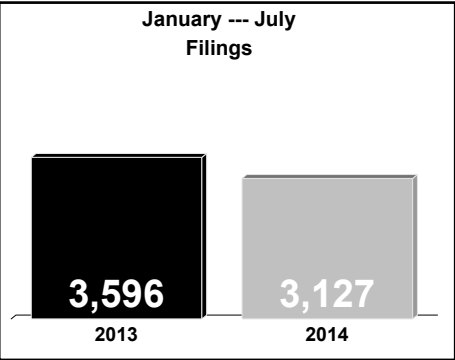
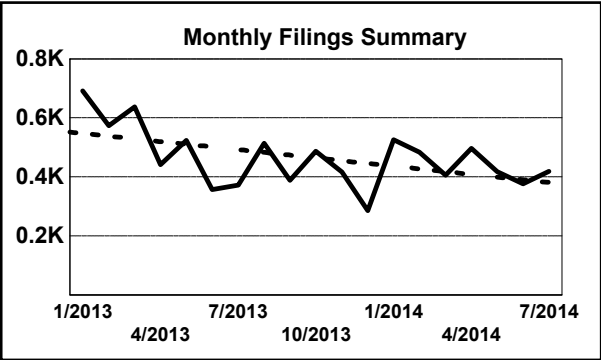
2014 AVG Month: 447

Jan-Jul 2013: 3,596

Jan-Jul 2014: 3,127

Filings Trending: Downward ▼

D
a
s
h
b
o
a
r
d



	Jan	Feb	Mar	Apr	May	Jun	<u>Jul</u>	Aug	Sep	Oct	Nov	Dec	Thru Jul	% Change	Trending	<u>Total</u>
2013	691	573	637	442	524	357	372	514	389	487	417	286	3,596			5,689
2014	526	484	406	497	418	377	419	-	-	-	-	-	3,127	-13.0%	▼	3,127

		Jan	Feb	Mar	Apr	May	Jun	<u>Jul</u>	Aug	Sep	Oct	Nov	Dec	Thru Jul	% Change	Trending	<u>Total</u>
Administrative Law	2013	-	-	-	1	-	-	1	1	-	-	1	-	2			4
	2014	-	1	-	-	1	-	-	-	-	-	-	-	2	0.0%	↔	2
Capital Murder	2013	-	-	-	-	-	-	-	-	-	1	1	6	0	0.0%	↔	8
Contested Divorce	2013	15	12	14	10	10	9	9	4	10	12	10	11	79	0.0%	↔	126
	2014	5	8	7	8	9	7	6	-	-	-	-	-	50	-36.7%	▼	50
Domestic and Family - Level 1	2013	9	5	5	4	1	6	4	3	4	6	5	1	34			53
	2014	2	3	4	5	5	-	1	-	-	-	-	-	20	-41.2%	▼	20
Domestic and Family - Level 2	2013	5	9	9	11	7	7	4	9	6	5	3	10	52			85
	2014	5	3	5	7	16	7	10	-	-	-	-	-	53	1.9%	▲	53
General Civil - Level 1	2013	1	-	-	1	1	1	3	1	3	1	2	1	7			15
	2014	3	1	-	1	-	1	-	-	-	-	-	-	6	-14.3%	▼	6
General Civil - Level 2	2013	14	16	21	22	19	18	25	16	13	13	14	10	135			201
	2014	18	14	16	18	14	15	12	-	-	-	-	-	107	-20.7%	▼	107
General Civil - Level 3	2013	7	14	9	12	11	10	7	14	6	10	9	6	70			115
	2014	7	7	9	7	6	6	12	-	-	-	-	-	54	-22.9%	▼	54
Miscellaneous	2013	250	228	203	156	124	87	111	115	97	115	115	124	1,159			1,725
	2014	148	167	137	127	113	101	125	-	-	-	-	-	918	-20.8%	▼	918
Misdemeanor	2013	69	51	81	30	44	47	44	51	33	69	61	22	366			602
	2014	71	46	38	63	27	51	63	-	-	-	-	-	359	-1.9%	▼	359
Non-Capital Felonies and Related Matters	2013	261	185	239	161	265	137	121	257	178	228	165	72	1,369			2,269
	2014	232	203	145	225	195	134	147	-	-	-	-	-	1,281	-6.4%	▼	1,281
Other	2013	11	6	9	11	8	9	15	10	6	5	7	6	69			103
	2014	6	11	5	6	6	20	9	-	-	-	-	-	63	-8.7%	▼	63
Other Criminally Related Matters	2013	19	4	10	7	6	9	10	11	9	9	7	3	65			104
	2014	17	4	10	9	6	11	12	-	-	-	-	-	69	6.2%	▲	69
Probates/Wills and Trusts - Level 1	2013	-	-	2	-	-	-	-	-	-	1	-	-	2			3
	2014	-	-	-	-	-	2	-	-	-	-	-	-	2	0.0%	↔	2
Probates/Wills and Trusts - Level 2	2013	7	10	6	-	2	1	1	2	1	1	2	1	27			34
	2014	-	1	3	-	1	2	3	-	-	-	-	-	10	-63.0%	▼	10
Uncontested Divorce	2013	23	33	29	16	26	16	17	20	23	11	15	13	160			242
	2014	12	15	27	21	19	20	19	-	-	-	-	-	133	-16.9%	▼	133

Type of Court: Circuit

Locale/Circuit: Brunswick 6

Start/End Date: Jan-13 / Jul-14

Type of Case: Filings

AVG. Month: 85

2013 AVG Month: 85

2014 AVG Month: 85

Jan-Jul 2013: 641

Jan-Jul 2014: 592

Filings Trending: Downward ▼

D

a

s

h

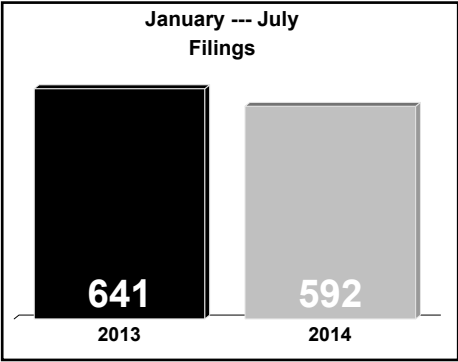
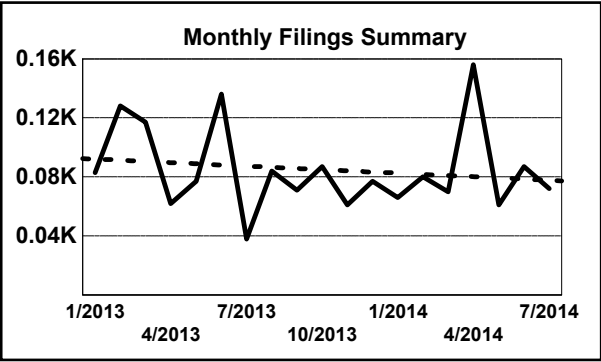
b

o

a

r

d



	Jan	Feb	Mar	Apr	May	Jun	<u>Jul</u>	Aug	Sep	Oct	Nov	Dec	Thru Jul	% Change	Trending	<u>Total</u>
2013	83	128	117	62	77	136	38	84	71	87	61	77	641			1,021
2014	66	80	70	156	61	87	72	-	-	-	-	-	592	-7.6%	▼	592

		Jan	Feb	Mar	Apr	May	Jun	<u>Jul</u>	Aug	Sep	Oct	Nov	Dec	Thru Jul	% Change	Trending	<u>Total</u>
Administrative Law	2014	-	-	1	-	-	-	-	-	-	-	-	-	1			1
Contested Divorce	2013	2	-	1	-	2	1	-	-	1	-	-	1	6			8
	2014	2	-	3	3	1	1	-	-	-	-	-	-	10	66.7%	▲	10
Domestic and Family - Level 1	2013	1	1	1	-	1	1	-	-	2	-	-	-	5			7
	2014	-	-	-	5	-	2	2	-	-	-	-	-	9	80.0%	▲	9
Domestic and Family - Level 2	2013	-	-	-	-	-	-	-	-	1	-	-	1	0			2
	2014	-	-	1	-	-	-	-	-	-	-	-	-	1	0.0%	↔	1
General Civil - Level 1	2013	-	-	-	-	-	-	-	-	-	1	-	-	0			1
General Civil - Level 2	2013	5	-	2	1	2	2	2	3	1	1	-	1	14	0.0%	↔	20
	2014	1	1	1	6	2	1	2	-	-	-	-	-	14	0.0%	↔	14
General Civil - Level 3	2013	2	2	-	3	-	3	4	-	-	3	-	1	14			18
	2014	-	1	1	1	2	1	1	-	-	-	-	-	7	-50.0%	▼	7
Miscellaneous	2013	32	28	38	20	19	16	15	15	22	21	23	19	168			268
	2014	25	46	24	26	23	10	20	-	-	-	-	-	174	3.6%	▲	174
Misdemeanor	2013	17	26	16	16	15	34	-	26	9	34	10	15	124			218
	2014	16	13	10	34	4	40	17	-	-	-	-	-	134	8.1%	▲	134
Non-Capital Felonies and Related Matters	2013	21	66	50	17	26	73	16	37	24	21	22	35	269			408
	2014	13	15	23	74	23	18	20	-	-	-	-	-	186	-30.9%	▼	186
Other	2013	-	1	-	1	-	-	-	-	2	1	1	-	2			6
	2014	-	-	-	-	1	-	1	-	-	-	-	-	2	0.0%	↔	2
Other Criminally Related Matters	2013	-	2	6	-	7	3	-	1	1	-	3	1	18			24
	2014	9	1	3	3	-	9	7	-	-	-	-	-	32	77.8%	▲	32
Probates/Wills and Trusts - Level 2	2013	-	-	-	1	1	1	-	-	-	1	-	-	3			4
	2014	-	-	2	1	-	-	-	-	-	-	-	-	3	0.0%	↔	3
Uncontested Divorce	2013	3	2	3	3	4	2	1	2	8	4	2	3	18			37
	2014	-	3	1	3	5	5	2	-	-	-	-	-	19	5.6%	▲	19

Type of Court: Circuit

Locale/Circuit: Greenville 6

Start/End Date: Jan-13 / Jul-14

Type of Case: Filings

AVG. Month: 67

2013 AVG Month: 69

2014 AVG Month: 63

Jan-Jul 2013: 469

Jan-Jul 2014: 440

Filings Trending: Downward ▼

D

a

s

h

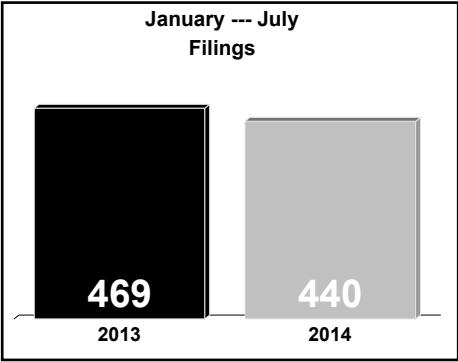
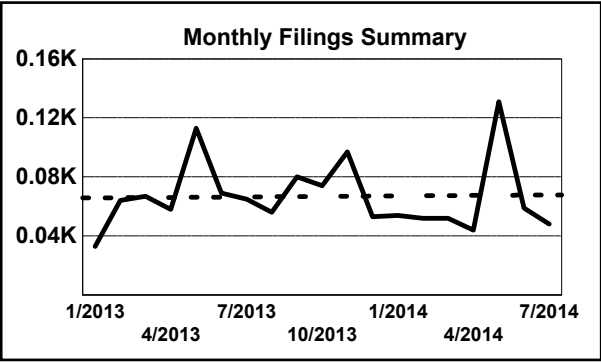
b

o

a

r

d



	Jan	Feb	Mar	Apr	May	Jun	<u>Jul</u>	Aug	Sep	Oct	Nov	Dec	Thru Jul	% Change	Trending	Total
2013	33	64	67	58	113	69	65	56	80	74	97	53	469			829
2014	54	52	52	44	131	59	48	-	-	-	-	-	440	-6.2%	▼	440

		Jan	Feb	Mar	Apr	May	Jun	<u>Jul</u>	Aug	Sep	Oct	Nov	Dec	Thru Jul	% Change	Trending	Total
Administrative Law	2013	-	-	-	-	-	-	-	-	-	1	-	-	0			1
	2014	-	-	1	1	1	-	-	-	-	-	-	-	3	0.0%	↔	3
Contested Divorce	2013	1	2	4	2	5	2	1	2	1	1	-	1	17			22
	2014	1	1	1	1	4	2	3	-	-	-	-	1	13	-23.5%	▼	13
Domestic and Family - Level 1	2013	2	-	1	-	1	3	-	-	-	-	1	1	7			9
	2014	-	-	1	1	-	-	-	-	-	-	-	-	2	-71.4%	▼	2
Domestic and Family - Level 2	2013	-	-	-	-	1	-	-	2	-	-	1	-	1			4
	2014	1	-	-	-	-	-	-	-	-	-	-	-	1	0.0%	↔	1
General Civil - Level 1	2013	-	-	-	1	2	-	-	-	-	-	-	-	3			3
	2014	-	1	-	1	-	1	1	-	-	-	-	-	4	33.3%	▲	4
General Civil - Level 2	2013	4	9	7	3	6	3	1	3	4	8	3	5	33			56
	2014	4	2	1	1	6	13	3	-	-	-	-	-	30	-9.1%	▼	30
General Civil - Level 3	2013	1	1	1	6	1	3	4	2	21	4	7	2	17			53
	2014	-	3	-	-	3	1	1	-	-	-	-	-	8	-52.9%	▼	8
Miscellaneous	2013	-	7	9	6	3	4	9	5	5	12	4	6	38			70
	2014	8	6	9	4	9	5	3	-	-	-	-	-	44	15.8%	▲	44
Misdemeanor	2013	5	4	8	4	23	3	6	10	9	5	10	7	53			94
	2014	4	6	5	6	31	8	5	-	-	-	-	-	65	22.6%	▲	65
Non-Capital Felonies and Related Matters	2013	16	37	31	26	63	49	42	22	39	32	58	27	264			442
	2014	31	25	27	21	67	19	23	-	-	-	-	-	213	-19.3%	▼	213
Other	2014	-	-	-	-	1	-	-	-	-	-	-	-	1			1
Other Criminally Related Matters	2013	1	-	4	8	3	-	1	7	-	3	8	1	17			36
	2014	3	5	1	3	4	4	4	-	-	-	-	-	24	41.2%	▲	24
Probates/Wills and Trusts	2014	-	1	-	-	-	-	-	-	-	-	-	-	1			1
Uncontested Divorce	2013	3	4	2	2	5	2	1	3	1	8	5	3	19			39
	2014	2	2	6	5	5	6	5	-	-	-	-	-	31	63.2%	▲	31

Type of Court: Circuit

Locale/Circuit: Prince George 6

Start/End Date: Jan-13 / Jul-14

Type of Case: Filings

AVG. Month: 176

2013 AVG Month: 181

2014 AVG Month: 167

Jan-Jul 2013: 1,244

Jan-Jul 2014: 1,167

Filings Trending: Downward ▼

D

a

s

h

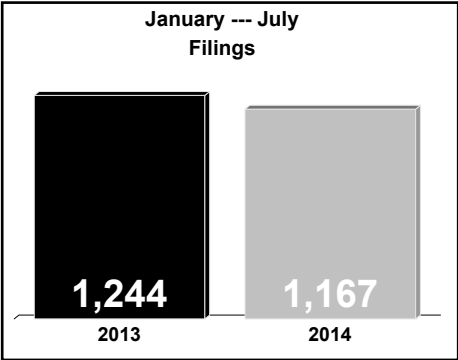
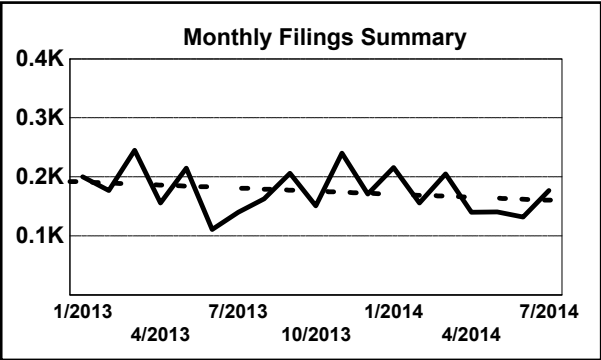
b

o

a

r

d

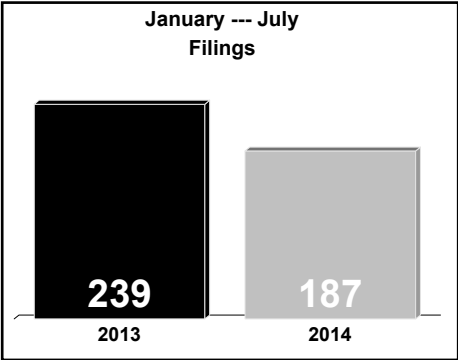
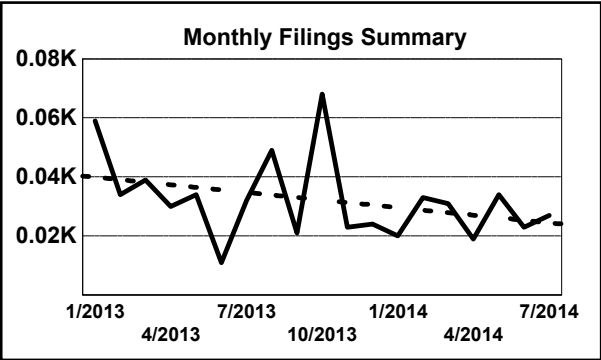


	Jan	Feb	Mar	Apr	May	Jun	<u>Jul</u>	Aug	Sep	Oct	Nov	Dec	Thru Jul	% Change	Trending	<u>Total</u>
2013	200	177	245	156	215	111	140	163	206	151	240	171	1,244			2,175
2014	216	156	205	140	141	132	177	-	-	-	-	-	1,167	-6.2%	▼	1,167

		Jan	Feb	Mar	Apr	May	Jun	<u>Jul</u>	Aug	Sep	Oct	Nov	Dec	Thru Jul	% Change	Trending	<u>Total</u>
Administrative Law	2013	1	1	-	-	1	-	-	-	1	-	-	1	3			5
	2014	-	1	-	-	-	-	-	-	-	-	-	-	1	-66.7%	▼	1
Contested Divorce	2013	-	3	7	7	5	1	2	1	8	7	5	1	25			47
	2014	8	5	5	2	9	3	4	-	-	-	-	-	36	44.0%	▲	36
Domestic and Family - Level 1	2013	2	2	1	2	8	2	9	5	3	9	4	1	26			48
	2014	2	1	13	2	4	1	-	-	-	-	-	-	23	-11.5%	▼	23
Domestic and Family - Level 2	2013	2	1	1	2	-	1	2	2	6	-	-	2	9			19
	2014	-	-	2	-	5	2	3	-	-	-	-	-	12	33.3%	▲	12
General Civil - Level 1	2013	-	-	-	-	-	-	-	-	-	1	-	-	0			1
	2014	-	-	-	-	-	1	-	-	-	-	-	-	1	0.0%	↔	1
General Civil - Level 2	2013	5	1	7	2	5	10	8	7	4	8	3	6	38			66
	2014	6	2	4	6	6	7	7	-	-	-	-	-	38	0.0%	↔	38
General Civil - Level 3	2013	1	5	7	2	2	3	1	5	2	1	2	2	21			33
	2014	1	2	2	1	1	1	2	-	-	-	-	-	10	-52.4%	▼	10
Miscellaneous	2013	125	117	105	78	56	41	49	56	59	59	64	75	571			884
	2014	88	79	102	69	48	48	66	-	-	-	-	-	500	-12.4%	▼	500
Misdemeanor	2013	13	11	19	8	24	13	18	15	26	17	31	11	106			206
	2014	27	17	12	9	12	7	14	-	-	-	-	-	98	-7.5%	▼	98
Non-Capital Felonies and Related Matters	2013	36	22	76	36	103	25	41	57	74	31	115	56	339			672
	2014	67	36	49	31	32	44	69	-	-	-	-	-	328	-3.2%	▼	328
Other	2013	2	1	1	5	-	3	1	3	5	2	2	3	13			28
	2014	2	6	5	3	1	6	2	-	-	-	-	-	25	92.3%	▲	25
Other Criminally Related Matters	2013	9	4	6	6	1	5	5	2	7	8	2	6	36			61
	2014	6	3	4	4	14	8	3	-	-	-	-	-	42	16.7%	▲	42
Probates/Wills and Trusts - Level 2	2013	-	1	1	1	1	1	-	-	-	2	3	-	5			10
	2014	2	1	1	-	1	-	2	-	-	-	-	-	7	40.0%	▲	7
Uncontested Divorce	2013	4	8	14	7	9	6	4	10	11	6	9	7	52			95
	2014	7	3	6	13	8	4	5	-	-	-	-	-	46	-11.5%	▼	46

Type of Court: Circuit
Locale/Circuit: Surry 6
Start/End Date: Jan-13 / Jul-14
Type of Case: Filings
AVG. Month: 32
2013 AVG Month: 35
2014 AVG Month: 27
Jan-Jul 2013: 239
Jan-Jul 2014: 187
Filings Trending: Downward ▼

D
a
s
h
b
o
a
r
d



	Jan	Feb	Mar	Apr	May	Jun	Jul	Aug	Sep	Oct	Nov	Dec	Thru Jul	% Change	Trending	Total
2013	59	34	39	30	34	11	32	49	21	68	23	24	239			424
2014	20	33	31	19	34	23	27	-	-	-	-	-	187	-21.8%	▼	187

		Jan	Feb	Mar	Apr	May	Jun	Jul	Aug	Sep	Oct	Nov	Dec	Thru Jul	% Change	Trending	Total
Contested Divorce	2013	-	2	2	-	-	-	1	1	-	3	1	-	5			10
	2014	1	-	1	2	1	2	-	-	-	-	-	-	7	40.0%	▲	7
Domestic and Family - Lev	2013	-	-	-	-	-	-	1	-	-	-	-	-	1			1
General Civil - Level 1	2013	-	1	2	-	-	-	-	-	-	-	-	-	3			3
General Civil - Level 2	2013	2	5	3	-	4	1	3	2	2	1	-	2	18			25
	2014	-	-	-	1	-	-	-	-	-	-	-	-	1	-94.4%	▼	1
General Civil - Level 3	2013	2	1	2	-	1	-	-	2	-	4	3	-	6			15
	2014	2	7	3	6	4	1	-	-	-	-	-	-	23	283.3%	▲	23
Miscellaneous	2013	21	22	17	20	7	7	13	13	14	15	11	16	107			176
	2014	12	18	19	8	12	11	9	-	-	-	-	-	89	-16.8%	▼	89
Misdemeanor	2013	11	-	3	-	9	-	9	2	3	-	1	3	32			41
	2014	2	-	2	-	1	2	1	-	-	-	-	-	8	-75.0%	▼	8
Non-Capital Felonies and Related Matters	2013	17	1	7	6	11	2	5	25	2	43	5	-	49			124
	2014	-	6	2	-	11	6	15	-	-	-	-	-	40	-18.4%	▼	40
Other	2013	2	-	-	-	-	-	-	1	-	1	1	1	2			6
	2014	-	1	-	-	2	-	-	-	-	-	-	-	3	50.0%	▲	3
Other Criminally Related Matters	2013	-	1	-	-	1	-	-	1	-	-	-	1	2			4
	2014	1	-	-	1	-	1	1	-	-	-	-	-	4	100.0%	▲	4
Probates/Wills and Trusts	2013	-	-	1	-	-	-	-	-	-	-	-	-	1			1
Uncontested Divorce	2013	4	1	2	4	1	1	-	2	-	1	1	1	13			18
	2014	2	1	4	1	3	-	1	-	-	-	-	-	12	-7.7%	▼	12

Type of Court: Circuit

Locale/Circuit: Sussex 6

Start/End Date: Jan-13 / Jul-14

Type of Case: Filings

AVG. Month: 49

2013 AVG Month: 49

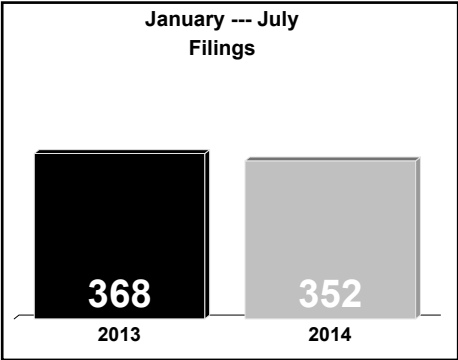
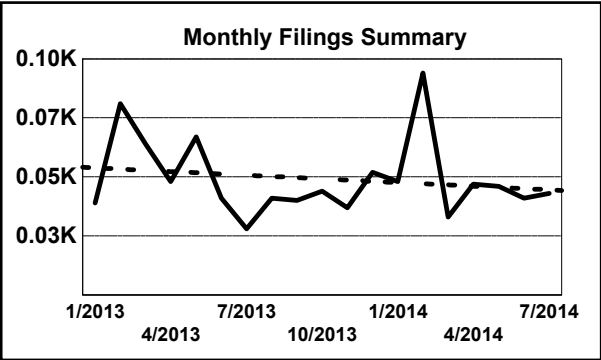
2014 AVG Month: 50

Jan-Jul 2013: 368

Jan-Jul 2014: 352

Filings Trending: Downward ▼

D
a
s
h
b
o
a
r
d



	Jan	Feb	Mar	Apr	May	Jun	Jul	Aug	Sep	Oct	Nov	Dec	Thru Jul	% Change	Trending	Total
2013	39	81	64	48	67	41	28	41	40	44	37	52	368			582
2014	48	94	33	47	46	41	43	-	-	-	-	-	352	-4.3%	▼	352

		Jan	Feb	Mar	Apr	May	Jun	Jul	Aug	Sep	Oct	Nov	Dec	Thru Jul	% Change	Trending	Total
Administrative Law	2013	-	-	-	-	1	-	-	1	-	-	-	-	1			2
Contested Divorce	2013	1	1	-	-	-	-	-	1	2	-	-	2	2			7
	2014	1	-	1	-	-	1	-	-	-	-	-	-	3	50.0%	▲	3
Domestic and Family - Level 1	2013	-	-	3	3	3	-	-	-	-	-	-	-	9			9
	2014	-	-	4	-	-	-	-	-	-	-	-	-	4	-55.6%	▼	4
Domestic and Family - Lev	2013	-	1	-	1	-	-	1	-	-	-	1	-	3			4
General Civil - Level 1	2013	-	-	1	-	1	-	-	-	2	-	-	-	2			4
General Civil - Level 2	2013	2	3	-	2	-	-	-	3	3	-	2	-	7			15
	2014	2	3	2	-	3	1	-	-	-	-	-	-	11	57.1%	▲	11
General Civil - Level 3	2013	-	2	2	-	1	1	1	1	-	-	1	-	7			9
	2014	14	22	-	1	5	-	7	-	-	-	-	-	49	600.0%	▲	49
Miscellaneous	2013	21	30	20	11	11	13	6	10	13	19	6	18	112			178
	2014	19	18	16	26	14	9	8	-	-	-	-	-	110	-1.8%	▼	110
Misdemeanor	2013	3	12	5	11	6	8	4	8	5	10	7	11	49			90
	2014	1	19	4	4	7	2	3	-	-	-	-	-	40	-18.4%	▼	40
Non-Capital Felonies and Related Matters	2013	8	15	25	7	38	8	11	4	11	11	8	12	112			158
	2014	8	20	2	11	9	23	18	-	-	-	-	-	91	-18.8%	▼	91
Other	2013	-	-	-	-	-	1	-	-	1	-	-	-	1			2
	2014	-	1	-	-	-	-	-	-	-	-	-	-	1	0.0%	↔	1
Other Criminally Related Matters	2013	2	16	3	12	4	9	5	11	3	3	11	7	51			86
	2014	-	8	3	4	5	3	5	-	-	-	-	-	28	-45.1%	▼	28
Probates/Wills and Trusts	2014	-	1	-	-	-	-	-	-	-	-	-	-	1			1
Probates/Wills and Trusts	2013	-	-	2	-	1	1	-	-	-	-	-	-	4			4
Uncontested Divorce	2013	2	1	3	1	1	-	-	2	-	1	1	2	8			14
	2014	3	2	1	1	3	2	2	-	-	-	-	-	14	75.0%	▲	14

Type of Court: Circuit

Locale/Circuit: Hopewell 6

Start/End Date: Jan-13 / Jul-14

Type of Case: Filings

AVG. Month: 130

2013 AVG Month: 139

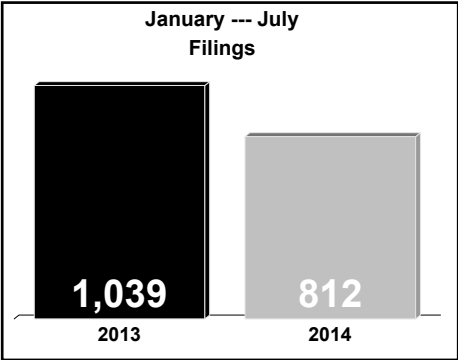
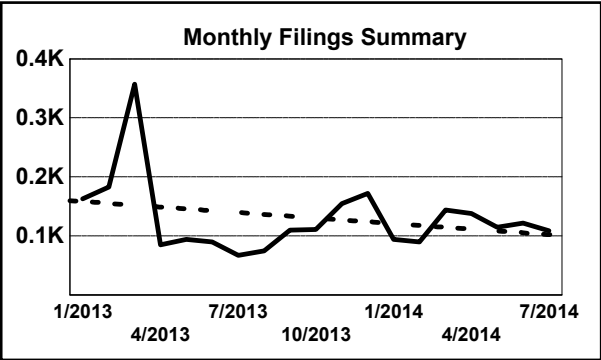
2014 AVG Month: 116

Jan-Jul 2013: 1,039

Jan-Jul 2014: 812

Filings Trending: Downward ▼

D
a
s
h
b
o
a
r
d



	Jan	Feb	Mar	Apr	May	Jun	Jul	Aug	Sep	Oct	Nov	Dec	Thru Jul	% Change	Trending	Total
2013	163	183	357	85	94	90	67	75	110	111	155	172	1,039			1,662
2014	94	90	144	138	115	122	109	-	-	-	-	-	812	-21.8%	▼	812

		Jan	Feb	Mar	Apr	May	Jun	Jul	Aug	Sep	Oct	Nov	Dec	Thru Jul	% Change	Trending	Total
Contested Divorce	2013	2	3	7	2	1	5	2	2	-	1	1	2	22			28
	2014	2	1	3	4	1	-	4	-	-	-	-	-	15	-31.8%	▼	15
Domestic and Family - Level 1	2013	7	8	9	-	2	-	4	11	7	3	8	5	30			64
	2014	1	8	5	5	6	2	3	-	-	-	-	-	30	0.0%	↔	30
Domestic and Family - Level 2	2013	-	2	3	1	3	-	-	-	-	1	-	-	9			10
	2014	1	1	2	2	-	2	4	-	-	-	-	-	12	33.3%	▲	12
General Civil - Level 1	2013	-	-	-	-	-	1	-	1	-	-	-	1	1			3
	2014	-	-	-	1	-	-	1	-	-	-	-	-	2	100.0%	▲	2
General Civil - Level 2	2013	3	9	3	3	2	2	6	6	2	2	4	4	28			46
	2014	3	5	2	5	3	4	1	-	-	-	-	-	23	-17.9%	▼	23
General Civil - Level 3	2013	5	4	2	3	5	-	-	5	1	1	5	4	19			35
	2014	2	-	3	4	-	2	1	-	-	-	-	-	12	-36.8%	▼	12
Miscellaneous	2013	64	49	48	34	32	20	19	16	25	33	26	30	266			396
	2014	35	39	37	43	30	31	22	-	-	-	-	-	237	-10.9%	▼	237
Misdemeanor	2013	9	23	27	10	13	7	13	9	18	11	16	28	102			184
	2014	6	12	13	7	13	21	15	-	-	-	-	-	87	-14.7%	▼	87
Non-Capital Felonies and Related Matters	2013	70	72	246	30	32	45	18	22	52	55	90	89	513			821
	2014	41	18	69	53	48	49	45	-	-	-	-	-	323	-37.0%	▼	323
Other	2013	1	3	1	-	2	1	-	1	-	1	-	1	8			11
	2014	-	-	-	1	1	1	4	-	-	-	-	-	7	-12.5%	▼	7
Other Criminally Related Matters	2013	-	1	1	-	-	1	2	-	3	2	1	2	5			13
	2014	1	-	-	4	4	8	1	-	-	-	-	-	18	260.0%	▲	18
Probates/Wills and Trusts	2014	-	-	1	-	-	-	-	-	-	-	-	-	1			1
Probates/Wills and Trusts - Level 2	2013	-	-	-	1	-	2	1	-	-	-	-	1	4			5
	2014	-	1	1	-	3	-	-	-	-	-	-	-	5	25.0%	▲	5
Protective Orders	2013	1	2	-	-	-	-	-	-	-	-	-	-	3			3
	2014	-	-	1	1	-	-	-	-	-	-	-	-	2	-33.3%	▼	2
Uncontested Divorce	2013	1	7	10	1	2	6	2	2	2	1	4	5	29			43
	2014	2	5	7	8	6	2	8	-	-	-	-	-	38	31.0%	▲	38

Type of Court: Circuit

Locale/Circuit: Newport News 7

Start/End Date: Jan-13 / Jul-14

Type of Case: Filings

AVG. Month: 877

2013 AVG Month: 882

2014 AVG Month: 869

Jan-Jul 2013: 6,576

Jan-Jul 2014: 6,083

Filings Trending: Downward ▼

D

a

s

h

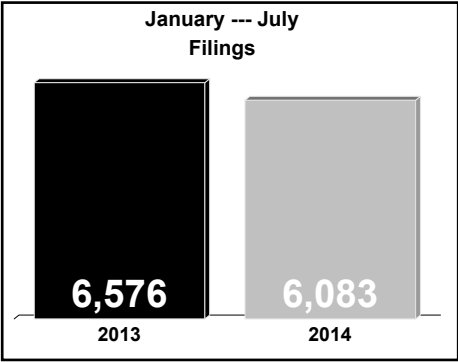
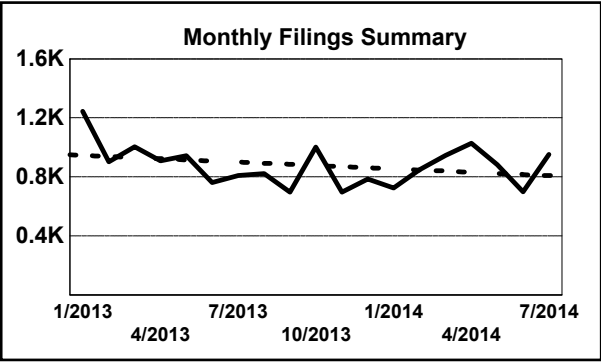
b

o

a

r

d



	Jan	Feb	Mar	Apr	May	Jun	Jul	Aug	Sep	Oct	Nov	Dec	Thru Jul	% Change	Trending	Total
2013	1,245	903	1,004	909	944	761	810	823	697	1,001	697	786	6,576			10,580
2014	725	848	946	1,029	883	700	952	-	-	-	-	-	6,083	-7.5%	▼	6,083

		Jan	Feb	Mar	Apr	May	Jun	Jul	Aug	Sep	Oct	Nov	Dec	Thru Jul	% Change	Trending	Total
Administrative Law	2013	-	2	2	1	3	1	1	2	-	-	-	1	10			13
	2014	-	1	1	1	1	-	-	-	-	-	-	-	4	-60.0%	▼	4
Contested Divorce	2013	28	15	28	21	30	15	23	23	19	13	17	13	160			245
	2014	12	25	18	25	20	26	24	-	-	-	-	-	150	-6.3%	▼	150
Domestic and Family - Level 1	2013	24	20	23	29	27	25	18	31	18	27	6	25	166			273
	2014	9	16	32	15	31	32	29	-	-	-	-	-	164	-1.2%	▼	164
Domestic and Family - Level 2	2013	3	4	5	6	4	4	8	6	1	11	6	7	34			65
	2014	2	4	3	5	6	5	5	-	-	-	-	-	30	-11.8%	▼	30
General Civil - Level 1	2013	61	29	8	45	36	8	33	24	8	56	10	6	220			324
	2014	14	6	36	8	36	12	13	-	-	-	-	-	125	-43.2%	▼	125
General Civil - Level 2	2013	31	30	18	40	40	25	30	34	23	31	31	25	214			358
	2014	20	38	28	34	34	34	22	-	-	-	-	-	210	-1.9%	▼	210
General Civil - Level 3	2013	15	14	20	17	13	9	21	20	10	12	13	19	109			183
	2014	11	20	19	11	10	8	12	-	-	-	-	-	91	-16.5%	▼	91
Miscellaneous	2013	372	327	324	233	233	163	164	187	211	190	170	205	1,816			2,779
	2014	255	292	245	223	195	194	187	-	-	-	-	-	1,591	-12.4%	▼	1,591
Misdemeanor	2013	147	119	141	106	128	112	116	112	115	117	111	139	869			1,463
	2014	69	75	156	125	141	66	137	-	-	-	-	-	769	-11.5%	▼	769
Non-Capital Felonies and Related Matters	2013	328	150	233	231	231	185	213	188	109	343	189	204	1,571			2,604
	2014	169	185	183	349	246	168	304	-	-	-	-	-	1,604	2.1%	▲	1,604
Other	2013	43	29	44	39	47	44	44	39	39	39	35	27	290			469
	2014	36	35	43	48	42	31	52	-	-	-	-	-	287	-1.0%	▼	287
Other Criminally Related Matters	2013	145	87	90	86	94	112	86	116	102	112	68	84	700			1,182
	2014	93	96	114	136	68	64	110	-	-	-	-	-	681	-2.7%	▼	681
Probates/Wills and Trusts - Level 1	2013	-	1	-	1	-	-	-	-	1	2	-	-	2			5
	2014	1	1	2	-	-	-	1	-	-	-	-	-	5	150.0%	▲	5
Probates/Wills and Trusts - Level 2	2013	1	1	1	-	-	-	-	-	-	-	-	-	3			3
	2014	-	-	-	1	-	-	-	-	-	-	-	-	1	-66.7%	▼	1
Protective Orders	2013	1	3	-	1	4	1	5	5	2	4	1	1	15			28
	2014	1	2	5	3	4	4	5	-	-	-	-	-	24	60.0%	▲	24
Uncontested Divorce	2013	46	72	67	53	54	57	48	36	39	44	40	30	397			586
	2014	33	52	61	45	49	56	51	-	-	-	-	-	347	-12.6%	▼	347

Type of Court: Circuit

Locale/Circuit: Hampton 8

Start/End Date: Jan-13 / Jul-14

Type of Case: Filings

AVG. Month: 636

2013 AVG Month: 631

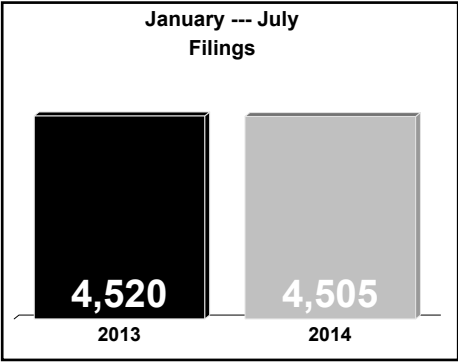
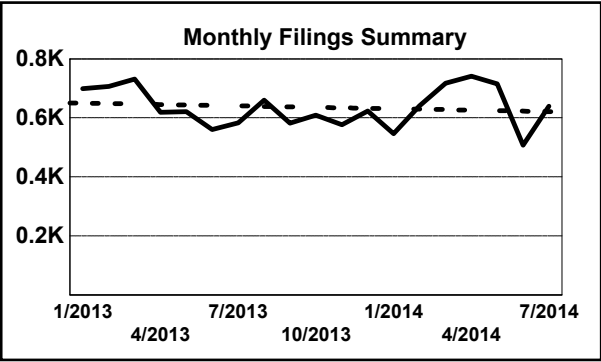
2014 AVG Month: 644

Jan-Jul 2013: 4,520

Jan-Jul 2014: 4,505

Filings Trending: Steady ↔

D
a
s
h
b
o
a
r
d

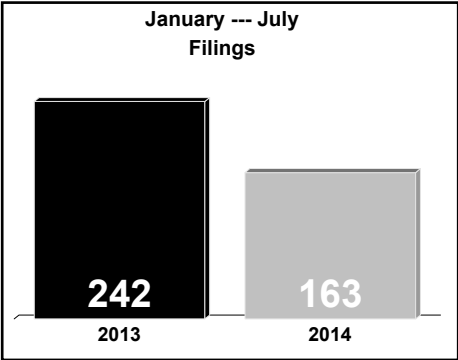
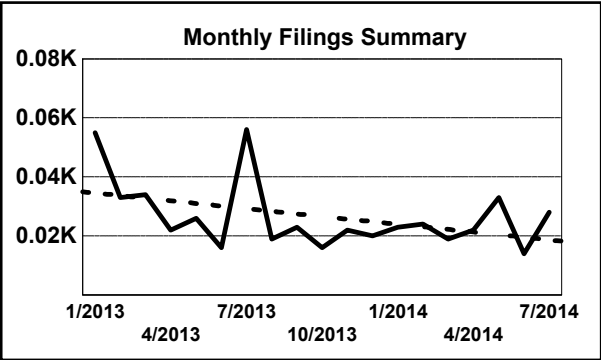


	Jan	Feb	Mar	Apr	May	Jun	Jul	Aug	Sep	Oct	Nov	Dec	Thru Jul	% Change	Trending	Total
2013	699	706	731	619	621	561	583	660	582	609	577	623	4,520			7,571
2014	546	640	717	741	715	507	639	-	-	-	-	-	4,505	-0.3%	▼	4,505

		Jan	Feb	Mar	Apr	May	Jun	Jul	Aug	Sep	Oct	Nov	Dec	Thru Jul	% Change	Trending	Total
Administrative Law	2013	1	-	-	-	1	1	1	1	-	1	1	-	4			7
	2014	3	-	-	-	-	1	-	-	-	-	-	-	4	0.0%	↔	4
Contested Divorce	2013	25	14	24	16	21	14	10	13	17	22	12	8	124			196
	2014	9	22	19	13	15	16	14	-	-	-	-	-	108	-12.9%	▼	108
Domestic and Family - Level 1	2013	11	15	11	9	18	9	12	15	8	13	25	4	85			150
	2014	4	10	12	17	10	5	5	-	-	-	-	-	63	-25.9%	▼	63
Domestic and Family - Level 2	2013	40	16	68	35	20	13	4	20	40	26	53	36	196			371
	2014	12	26	82	140	63	13	33	-	-	-	-	-	369	88.3%	▲	369
General Civil - Level 1	2013	-	1	1	2	2	2	-	3	2	2	1	1	8			17
	2014	4	-	3	2	4	1	2	-	-	-	-	-	16	100.0%	▲	16
General Civil - Level 2	2013	27	20	23	25	20	24	29	27	21	16	31	13	168			276
	2014	22	13	25	29	24	30	23	-	-	-	-	-	166	-1.2%	▼	166
General Civil - Level 3	2013	17	14	15	14	19	17	12	13	13	11	9	9	108			163
	2014	6	11	9	10	3	5	6	-	-	-	-	-	50	-53.7%	▼	50
Miscellaneous	2013	294	310	253	211	150	157	153	200	147	151	158	173	1,528			2,357
	2014	179	219	223	186	150	144	176	-	-	-	-	-	1,277	-16.4%	▼	1,277
Misdemeanor	2013	28	55	43	37	57	57	51	38	36	49	41	55	328			547
	2014	39	41	52	44	59	43	45	-	-	-	-	-	323	-1.5%	▼	323
Non-Capital Felonies and Related Matters	2013	127	144	151	150	180	164	183	180	177	174	146	210	1,099			1,986
	2014	136	177	154	180	233	126	196	-	-	-	-	-	1,202	9.4%	▲	1,202
Other	2013	58	54	60	57	59	35	49	69	58	61	61	53	372			674
	2014	51	66	50	58	83	72	72	-	-	-	-	-	452	21.5%	▲	452
Other Criminally Related Matters	2013	21	20	31	19	27	23	44	20	30	35	11	31	185			312
	2014	47	16	45	22	36	21	30	-	-	-	-	-	217	17.3%	▲	217
Probates/Wills and Trusts - Level 1	2013	1	-	-	2	4	3	1	2	-	-	-	1	11			14
	2014	1	-	1	1	-	-	-	-	-	-	-	-	3	-72.7%	▼	3
Probates/Wills and Trusts - Level 2	2013	6	5	1	7	3	9	3	6	6	4	4	2	34			56
	2014	3	2	6	2	2	3	3	-	-	-	-	-	21	-38.2%	▼	21
Uncontested Divorce	2013	43	38	50	35	40	33	31	53	27	44	24	27	270			445
	2014	30	37	36	37	33	27	34	-	-	-	-	-	234	-13.3%	▼	234

Type of Court: Circuit
Locale/Circuit: Charles City 9
Start/End Date: Jan-13 / Jul-14
Type of Case: Filings
AVG. Month: 27
2013 AVG Month: 29
2014 AVG Month: 23
Jan-Jul 2013: 242
Jan-Jul 2014: 163
Filings Trending: Downward ▼

D
a
s
h
b
o
a
r
d



	Jan	Feb	Mar	Apr	May	Jun	Jul	Aug	Sep	Oct	Nov	Dec	Thru Jul	% Change	Trending	Total
2013	55	33	34	22	26	16	56	19	23	16	22	20	242			342
2014	23	24	19	22	33	14	28	-	-	-	-	-	163	-32.6%	▼	163

		Jan	Feb	Mar	Apr	May	Jun	Jul	Aug	Sep	Oct	Nov	Dec	Thru Jul	% Change	Trending	Total
Contested Divorce	2013	-	-	-	-	-	1	1	-	-	-	-	1	2			3
	2014	1	-	-	-	-	-	-	-	-	-	-	-	1	-50.0%	▼	1
Domestic and Family - Lev	2013	-	-	-	-	1	-	-	-	-	-	3	-	1			4
	2014	-	-	-	-	-	-	1	1	-	-	-	-	1			2
Domestic and Family - Level 2	2013	-	-	-	-	-	-	-	-	-	-	-	-	4	300.0%	▲	4
	2014	-	-	-	-	4	-	-	-	-	-	-	-	4			4
General Civil - Level 1	2013	1	-	-	-	-	-	1	-	-	-	-	-	2			2
	2014	-	-	-	-	-	1	-	-	-	-	-	-	1	-50.0%	▼	1
General Civil - Level 2	2013	-	1	1	2	3	1	7	1	1	1	1	5	15			24
	2014	3	-	-	4	2	5	1	-	-	-	-	-	15	0.0%	↔	15
General Civil - Level 3	2013	1	2	1	-	-	1	3	1	3	2	1	2	8			17
	2014	-	2	-	-	-	4	2	-	-	-	-	-	8	0.0%	↔	8
Miscellaneous	2013	23	25	22	15	13	5	13	8	8	9	10	6	116			157
	2014	17	15	16	13	16	3	13	-	-	-	-	-	93	-19.8%	▼	93
Misdemeanor	2013	7	1	3	1	-	-	8	-	5	-	1	-	20			26
	2014	-	2	-	1	1	-	7	-	-	-	-	-	11	-45.0%	▼	11
Non-Capital Felonies and Related Matters	2013	17	2	5	2	5	7	18	5	6	2	6	4	56			79
	2014	1	2	1	1	8	1	3	-	-	-	-	-	17	-69.6%	▼	17
Other	2013	2	1	1	1	1	-	-	2	-	2	-	-	6			10
	2014	1	-	2	1	-	-	-	-	-	-	-	-	4	-33.3%	▼	4
Other Criminally Related Matters	2013	3	-	-	1	-	-	4	1	-	-	-	2	8			11
	2014	-	2	-	1	-	-	-	-	-	-	-	-	3	-62.5%	▼	3
Probates/Wills and Trusts - Level 2	2013	-	-	-	-	1	-	-	-	-	-	-	-	1			1
	2014	-	-	-	-	1	-	-	-	-	-	-	-	1	0.0%	↔	1
Uncontested Divorce	2013	1	1	1	-	2	1	-	-	-	-	-	-	6			6
	2014	-	1	-	1	1	-	2	-	-	-	-	-	5	-16.7%	▼	5

Type of Court: Circuit

Locale/Circuit: Gloucester 9

Start/End Date: Jan-13 / Jul-14

Type of Case: Filings

AVG. Month: 194

2013 AVG Month: 200

2014 AVG Month: 184

Jan-Jul 2013: 1,501

Jan-Jul 2014: 1,291

Filings Trending: Downward ▼

D

a

s

h

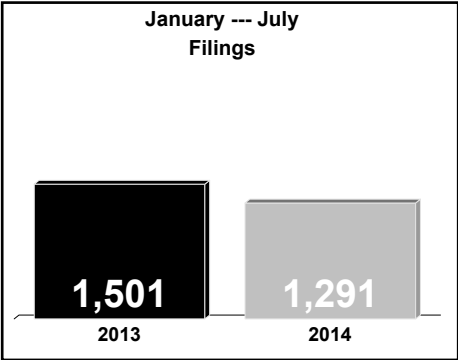
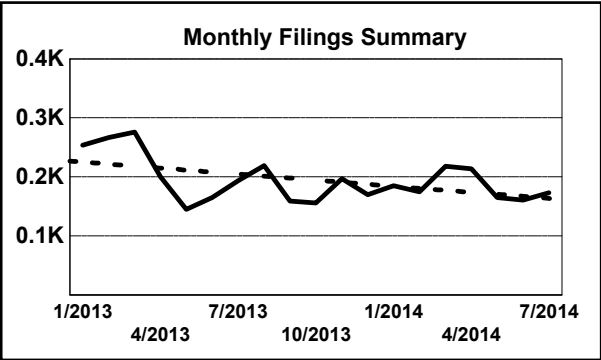
b

o

a

r

d



	Jan	Feb	Mar	Apr	May	Jun	Jul	Aug	Sep	Oct	Nov	Dec	Thru Jul	% Change	Trending	Total
2013	254	267	276	200	145	165	194	219	159	156	197	170	1,501			2,402
2014	185	175	218	214	165	161	173	-	-	-	-	-	1,291	-14.0%	▼	1,291

		Jan	Feb	Mar	Apr	May	Jun	Jul	Aug	Sep	Oct	Nov	Dec	Thru Jul	% Change	Trending	Total
Administrative Law	2014	-	-	-	-	-	-	2	-	-	-	-	-	2			2
Contested Divorce	2013	1	4	3	3	2	5	6	6	3	6	5	5	24			49
	2014	5	4	7	3	1	8	6	-	-	-	-	-	34	41.7%	▲	34
Domestic and Family - Level 1	2013	3	1	-	4	2	-	7	2	9	1	4	-	17			33
	2014	-	2	-	6	1	4	8	-	-	-	-	-	21	23.5%	▲	21
Domestic and Family - Level 2	2013	2	2	2	2	3	2	1	3	1	4	-	3	14			25
	2014	1	-	-	-	4	1	1	-	-	-	-	-	7	-50.0%	▼	7
General Civil - Level 1	2013	-	-	-	-	-	-	-	1	-	-	-	-	0			1
	2014	-	1	-	-	-	-	1	-	-	-	-	-	2	0.0%	↔	2
General Civil - Level 2	2013	10	6	5	7	4	11	8	7	1	2	5	4	51			70
	2014	14	6	7	3	6	6	7	-	-	-	-	-	49	-3.9%	▼	49
General Civil - Level 3	2013	10	2	3	30	4	3	9	4	1	4	2	1	61			73
	2014	-	2	10	13	5	1	3	-	-	-	-	-	34	-44.3%	▼	34
Miscellaneous	2013	169	177	152	96	67	62	65	81	64	69	70	82	788			1,154
	2014	80	77	91	90	48	52	49	-	-	-	-	-	487	-38.2%	▼	487
Misdemeanor	2013	3	15	18	12	5	13	12	23	15	11	21	12	78			160
	2014	16	21	21	21	7	20	26	-	-	-	-	-	132	69.2%	▲	132
Non-Capital Felonies and Related Matters	2013	32	40	68	23	31	39	65	46	42	28	65	25	298			504
	2014	35	23	48	36	66	36	41	-	-	-	-	-	285	-4.4%	▼	285
Other	2013	8	8	10	6	5	20	8	23	14	9	7	21	65			139
	2014	16	20	22	18	14	16	15	-	-	-	-	-	121	86.2%	▲	121
Other Criminally Related Matters	2013	3	3	3	3	10	2	4	6	3	4	5	5	28			51
	2014	8	3	4	10	7	5	1	-	-	-	-	-	38	35.7%	▲	38
Probates/Wills and Trusts	2013	-	-	-	-	-	-	-	1	-	-	-	-	0			1
Probates/Wills and Trusts - Level 2	2013	-	-	-	-	-	2	-	-	-	3	4	-	2	0.0%	↔	9
	2014	-	1	-	-	-	5	-	-	-	-	-	-	6	200.0%	▲	6
Protective Orders	2013	2	-	-	-	-	-	-	2	2	2	1	-	2			9
	2014	-	1	-	1	-	1	-	-	-	-	-	-	3	50.0%	▲	3
Uncontested Divorce	2013	11	9	12	14	12	6	9	14	4	13	8	12	73			124
	2014	10	14	8	13	6	6	13	-	-	-	-	-	70	-4.1%	▼	70

Type of Court: Circuit

Locale/Circuit: King & Queen 9

Start/End Date: Jan-13 / Jul-14

Type of Case: Filings

AVG. Month: 27

2013 AVG Month: 27

2014 AVG Month: 27

Jan-Jul 2013: 198

Jan-Jul 2014: 192

Filings Trending: Downward ▼

D

a

s

h

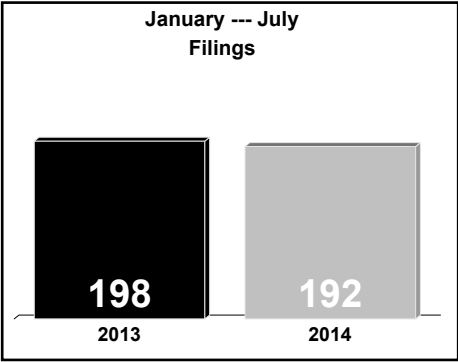
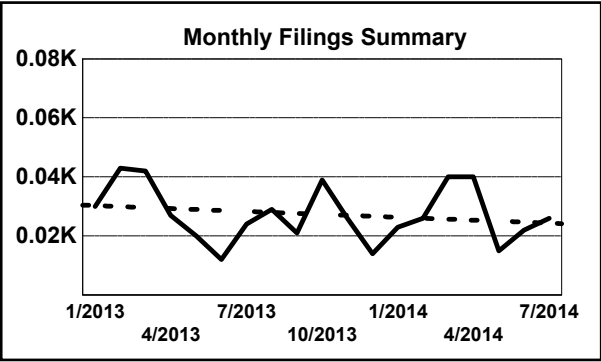
b

o

a

r

d



	Jan	Feb	Mar	Apr	May	Jun	Jul	Aug	Sep	Oct	Nov	Dec	Thru Jul	% Change	Trending	Total
2013	30	43	42	27	20	12	24	29	21	39	26	14	198			327
2014	23	26	40	40	15	22	26	-	-	-	-	-	192	-3.0%	▼	192

		Jan	Feb	Mar	Apr	May	Jun	Jul	Aug	Sep	Oct	Nov	Dec	Thru Jul	% Change	Trending	Total
Administrative Law	2014	-	-	1	-	-	-	-	-	-	-	-	-	1			1
Contested Divorce	2013	-	-	-	1	1	-	2	-	-	1	1	-	4			6
	2014	1	-	1	1	-	-	1	-	-	-	-	-	4	0.0%	↔	4
Domestic and Family - Level 1	2013	-	1	-	-	-	-	-	-	-	-	-	-	1			1
	2014	-	-	-	1	-	-	-	-	-	-	-	-	1	0.0%	↔	1
Domestic and Family - Level 2	2013	-	-	2	-	1	-	-	-	-	-	-	-	3			3
	2014	-	-	-	-	-	-	1	-	-	-	-	-	1	-66.7%	▼	1
General Civil - Level 2	2013	1	-	3	-	-	1	-	1	-	-	1	1	5			8
	2014	-	1	1	-	3	2	3	-	-	-	-	-	10	100.0%	▲	10
General Civil - Level 3	2013	-	-	-	-	-	-	-	2	-	5	-	-	0			7
	2014	2	3	1	3	-	2	1	-	-	-	-	-	12	0.0%	↔	12
Miscellaneous	2013	18	25	24	15	15	7	13	7	15	24	11	5	117			179
	2014	12	12	14	15	7	8	13	-	-	-	-	-	81	-30.8%	▼	81
Misdemeanor	2013	1	1	2	4	-	-	1	3	1	2	3	1	9			19
	2014	-	2	1	2	-	2	1	-	-	-	-	-	8	-11.1%	▼	8
Non-Capital Felonies and Related Matters	2013	1	10	7	6	1	4	6	10	3	5	7	5	35			65
	2014	4	4	18	11	1	6	-	-	-	-	-	-	44	25.7%	▲	44
Other	2014	-	-	-	-	-	1	-	-	-	-	-	-	1			1
Other Criminally Related Matters	2013	6	4	1	-	1	-	2	4	-	2	1	-	14			21
	2014	2	2	2	3	1	1	5	-	-	-	-	-	16	14.3%	▲	16
Probates/Wills and Trusts - Level 1	2013	-	1	-	-	-	-	-	-	-	-	-	-	1			1
	2014	-	-	-	-	-	-	1	-	-	-	-	-	1	0.0%	↔	1
Probates/Wills and Trusts - Level 2	2013	1	-	1	-	-	-	-	-	-	-	-	2	2			4
	2014	1	1	-	2	-	-	-	-	-	-	-	-	4	100.0%	▲	4
Protective Orders	2013	-	-	-	-	-	-	-	1	-	-	2	-	0			3
Uncontested Divorce	2013	2	1	2	1	1	-	-	1	2	-	-	-	7	0.0%	↔	10
	2014	1	1	1	2	3	-	-	-	-	-	-	-	8	14.3%	▲	8

Type of Court: Circuit

Locale/Circuit: King William 9

Start/End Date: Jan-13 / Jul-14

Type of Case: Filings

AVG. Month: 67

2013 AVG Month: 65

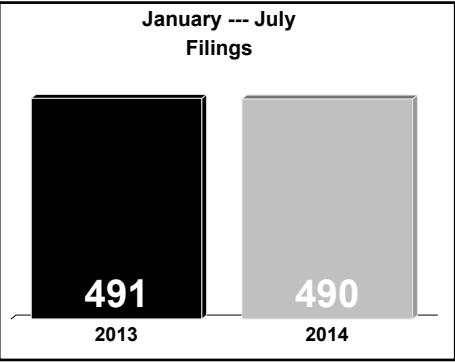
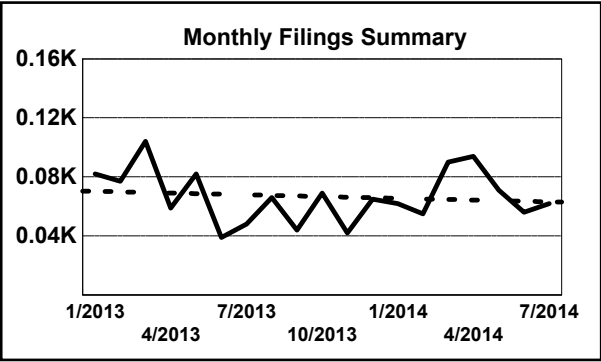
2014 AVG Month: 70

Jan-Jul 2013: 491

Jan-Jul 2014: 490

Filings Trending: Steady ↔

D
a
s
h
b
o
a
r
d



	Jan	Feb	Mar	Apr	May	Jun	Jul	Aug	Sep	Oct	Nov	Dec	Thru Jul	% Change	Trending	Total
2013	82	77	104	59	82	39	48	66	44	69	42	65	491			777
2014	62	55	90	94	71	56	62	-	-	-	-	-	490	-0.2%	▼	490

		Jan	Feb	Mar	Apr	May	Jun	Jul	Aug	Sep	Oct	Nov	Dec	Thru Jul	% Change	Trending	Total
Administrative Law	2014	-	1	-	-	-	-	-	-	-	-	-	-	1			1
Contested Divorce	2013	-	-	-	-	1	-	-	-	-	3	1	-	1			5
	2014	-	1	1	1	2	1	-	-	-	-	-	-	6	500.0%	▲	6
Domestic and Family - Level 1	2013	1	-	1	3	3	-	1	2	-	-	-	1	9			12
	2014	-	1	-	10	-	-	1	-	-	-	-	-	12	33.3%	▲	12
Domestic and Family - Level 2	2013	-	-	1	-	-	-	-	-	1	-	1	1	1			4
	2014	1	-	-	2	-	1	-	-	-	-	-	-	4	300.0%	▲	4
General Civil - Level 1	2013	-	-	1	-	-	2	1	-	-	-	-	-	4			4
	2014	-	-	-	-	-	1	-	-	-	-	-	-	1	-75.0%	▼	1
General Civil - Level 2	2013	1	3	-	3	5	3	4	3	3	1	1	2	19			29
	2014	-	6	2	2	2	8	3	-	-	-	-	-	23	21.1%	▲	23
General Civil - Level 3	2013	-	1	4	3	3	2	-	2	1	3	-	3	13			22
	2014	2	2	-	-	1	7	4	-	-	-	-	-	16	23.1%	▲	16
Miscellaneous	2013	66	55	49	39	33	18	20	30	35	26	23	22	280			416
	2014	40	36	44	35	27	30	21	-	-	-	-	-	233	-16.8%	▼	233
Misdemeanor	2013	2	2	5	3	14	2	11	8	2	7	1	4	39			61
	2014	2	3	4	4	7	-	6	-	-	-	-	-	26	-33.3%	▼	26
Non-Capital Felonies and Related Matters	2013	3	12	36	4	22	9	9	16	1	22	15	15	95			164
	2014	13	2	38	35	25	5	22	-	-	-	-	-	140	47.4%	▲	140
Other	2013	-	-	1	-	-	1	-	-	-	-	-	1	2			3
	2014	-	1	-	-	1	2	2	-	-	-	-	-	6	200.0%	▲	6
Other Criminally Related Matters	2013	4	3	3	2	-	1	1	3	-	2	-	10	14			29
	2014	2	1	1	2	2	1	2	-	-	-	-	-	11	-21.4%	▼	11
Probates/Wills and Trusts - Level 2	2013	2	1	-	2	-	1	1	1	1	-	-	2	7			11
	2014	-	-	-	-	-	-	1	-	-	-	-	-	1	-85.7%	▼	1
Protective Orders	2013	-	-	-	-	-	-	-	1	-	-	-	-	0			1
	2014	-	-	-	1	-	-	-	-	-	-	-	-	1	0.0%	↔	1
Uncontested Divorce	2013	3	-	3	-	1	-	-	-	-	5	-	4	7			16
	2014	2	1	-	2	4	-	-	-	-	-	-	-	9	28.6%	▲	9

Type of Court: Circuit

Locale/Circuit: Mathews 9

Start/End Date: Jan-13 / Jul-14

Type of Case: Filings

AVG. Month: 38

2013 AVG Month: 37

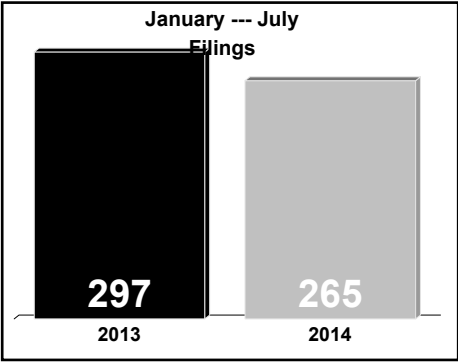
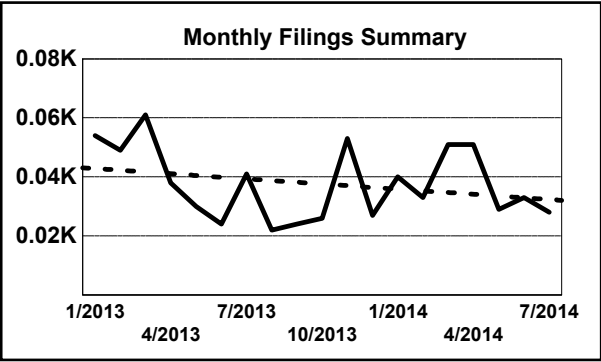
2014 AVG Month: 38

Jan-Jul 2013: 297

Jan-Jul 2014: 265

Filings Trending: Downward ▼

D
a
s
h
b
o
a
r
d



	Jan	Feb	Mar	Apr	May	Jun	<u>Jul</u>	Aug	Sep	Oct	Nov	Dec	Thru Jul	% Change	Trending	Total
2013	54	49	61	38	30	24	41	22	24	26	53	27	297			449
2014	40	33	51	51	29	33	28	-	-	-	-	-	265	-10.8%	▼	265

		Jan	Feb	Mar	Apr	May	Jun	<u>Jul</u>	Aug	Sep	Oct	Nov	Dec	Thru Jul	% Change	Trending	Total
Administrative Law	2013	-	-	1	-	-	-	-	-	-	1	-	-	1			2
	2014	-	-	-	-	-	1	-	-	-	-	-	-	1	0.0%	↔	1
Contested Divorce	2013	1	1	1	-	-	2	-	-	-	1	-	-	5			6
	2014	1	-	1	-	-	1	-	-	-	-	-	-	3	-40.0%	▼	3
Domestic and Family - Level 1	2013	-	2	-	1	-	-	-	-	2	2	-	-	3			7
	2014	-	-	-	2	1	-	3	-	-	-	-	-	6	100.0%	▲	6
Domestic and Family - Level 2	2013	-	-	-	1	-	-	-	-	-	-	-	-	1			1
	2014	-	-	1	-	-	-	-	-	-	-	-	-	1	0.0%	↔	1
General Civil - Level 1	2013	-	-	-	-	-	-	-	1	-	-	-	-	0			1
General Civil - Level 2	2013	-	1	2	-	2	-	2	2	1	2	-	-	7	0.0%	↔	12
	2014	2	-	1	4	1	2	-	-	-	-	-	-	10	42.9%	▲	10
General Civil - Level 3	2013	-	-	-	1	1	-	-	3	4	-	-	-	2			9
	2014	2	-	-	1	1	3	1	-	-	-	-	-	8	300.0%	▲	8
Miscellaneous	2013	24	36	41	19	20	17	19	13	14	12	21	8	176			244
	2014	32	22	21	26	16	12	11	-	-	-	-	-	140	-20.5%	▼	140
Misdemeanor	2013	1	1	3	2	-	1	2	-	1	1	-	1	10			13
	2014	-	3	1	3	3	7	1	-	-	-	-	-	18	80.0%	▲	18
Non-Capital Felonies and Related Matters	2013	23	5	5	10	3	2	12	1	2	4	27	14	60			108
	2014	1	2	25	9	-	2	8	-	-	-	-	-	47	-21.7%	▼	47
Other	2013	3	-	4	-	1	-	1	1	-	1	-	-	9			11
	2014	-	-	-	2	2	2	1	-	-	-	-	-	7	-22.2%	▼	7
Other Criminally Related Matters	2013	-	-	-	1	-	1	-	-	-	1	-	1	2			4
	2014	-	1	-	1	1	1	-	-	-	-	-	-	4	100.0%	▲	4
Probates/Wills and Trusts - Level 2	2013	-	1	-	-	-	-	-	-	-	-	3	-	1			4
	2014	-	1	-	-	-	1	-	-	-	-	-	-	2	100.0%	▲	2
Protective Orders	2013	-	-	-	-	-	-	1	-	-	-	-	-	1			1
	2014	2	-	-	-	1	-	1	-	-	-	-	-	4	300.0%	▲	4
Uncontested Divorce	2013	2	2	4	3	3	1	4	1	-	1	2	3	19			26
	2014	-	4	1	3	3	1	2	-	-	-	-	-	14	-26.3%	▼	14

Type of Court: Circuit

Locale/Circuit: Middlesex 9

Start/End Date: Jan-13 / Jul-14

Type of Case: Filings

AVG. Month: 58

2013 AVG Month: 62

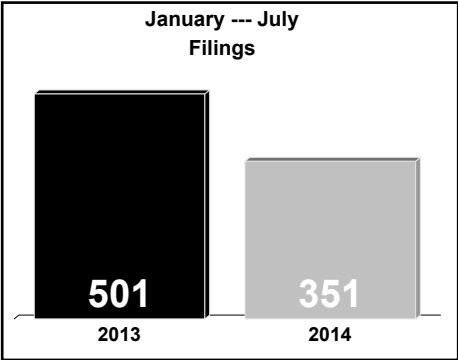
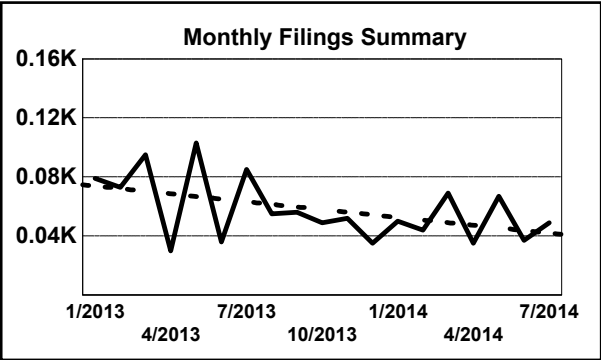
2014 AVG Month: 50

Jan-Jul 2013: 501

Jan-Jul 2014: 351

Filings Trending: Downward ▼

D
a
s
h
b
o
a
r
d

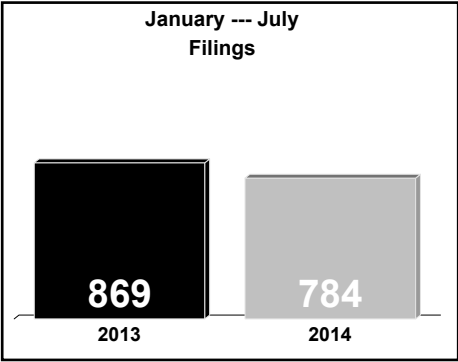
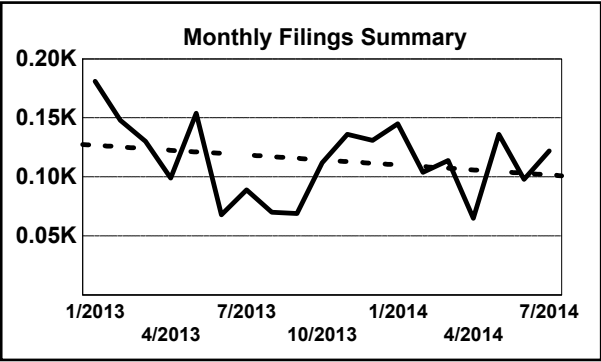


	Jan	Feb	Mar	Apr	May	Jun	<u>Jul</u>	Aug	Sep	Oct	Nov	Dec	Thru Jul	% Change	Trending	<u>Total</u>
2013	79	73	95	30	103	36	85	55	56	49	52	35	501			748
2014	50	44	69	35	67	37	49	-	-	-	-	-	351	-29.9%	▼	351

		Jan	Feb	Mar	Apr	May	Jun	<u>Jul</u>	Aug	Sep	Oct	Nov	Dec	Thru Jul	% Change	Trending	<u>Total</u>
Administrative Law	2014	-	-	1	-	-	-	-	-	-	-	-	-	1			1
Contested Divorce	2013	1	1	-	1	1	-	-	1	2	1	1	-	4			9
	2014	1	1	-	3	2	-	1	-	-	-	-	-	8	100.0%	▲	8
Domestic and Family - Level 1	2013	2	-	1	1	2	-	1	-	-	-	5	-	7			12
	2014	-	4	2	1	-	-	1	-	-	-	-	-	8	14.3%	▲	8
Domestic and Family - Lev	2013	-	-	-	-	-	1	-	-	-	1	-	-	1			2
General Civil - Level 1	2013	-	-	1	-	-	-	-	-	-	-	-	-	1			1
General Civil - Level 2	2013	7	1	1	2	2	3	6	2	3	1	3	1	22			32
	2014	2	-	1	3	1	-	1	-	-	-	-	-	8	-63.6%	▼	8
General Civil - Level 3	2013	3	1	2	-	2	-	10	1	-	2	1	-	18			22
	2014	3	1	1	1	1	-	-	-	-	-	-	-	7	-61.1%	▼	7
Miscellaneous	2013	41	59	34	19	16	24	20	28	14	18	24	22	213			319
	2014	32	26	20	17	18	14	13	-	-	-	-	-	140	-34.3%	▼	140
Misdemeanor	2013	8	1	11	1	7	2	15	1	8	6	2	2	45			64
	2014	3	4	14	2	11	7	7	-	-	-	-	-	48	6.7%	▲	48
Non-Capital Felonies and Related Matters	2013	14	6	39	6	73	5	30	17	26	14	10	5	173			245
	2014	7	6	27	5	22	12	21	-	-	-	-	-	100	-42.2%	▼	100
Other	2013	-	1	-	-	-	-	-	2	1	6	-	-	1			10
	2014	1	-	1	1	5	2	1	-	-	-	-	-	11	1,000.0%	▲	11
Other Criminally Related Matters	2013	1	-	-	-	-	-	1	-	-	-	2	2	2			6
	2014	1	-	1	1	3	1	-	-	-	-	-	-	7	250.0%	▲	7
Probates/Wills and Trusts	2013	-	-	-	-	-	1	-	-	-	-	-	-	1			1
Uncontested Divorce	2013	2	3	6	-	-	-	2	3	2	-	4	3	13			25
	2014	-	2	1	1	4	1	4	-	-	-	-	-	13	0.0%	↔	13

Type of Court: Circuit
Locale/Circuit: New Kent 9
Start/End Date: Jan-13 / Jul-14
Type of Case: Filings
AVG. Month: 114
2013 AVG Month: 116
2014 AVG Month: 112
Jan-Jul 2013: 869
Jan-Jul 2014: 784
Filings Trending: Downward ▼

D
a
s
h
b
o
a
r
d

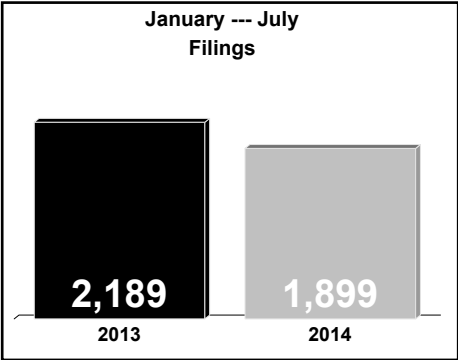
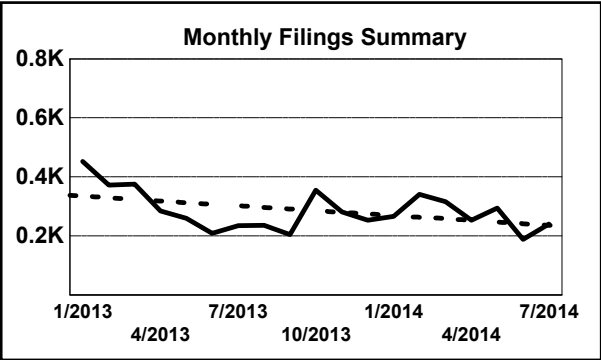


	Jan	Feb	Mar	Apr	May	Jun	<u>Jul</u>	Aug	Sep	Oct	Nov	Dec	Thru Jul	% Change	Trending	<u>Total</u>
2013	181	148	130	99	154	68	89	70	69	112	136	131	869			1,387
2014	145	104	114	65	136	98	122	-	-	-	-	-	784	-9.8%	▼	784

		Jan	Feb	Mar	Apr	May	Jun	<u>Jul</u>	Aug	Sep	Oct	Nov	Dec	Thru Jul	% Change	Trending	<u>Total</u>
Contested Divorce	2013	-	-	1	3	1	-	-	-	-	2	1	1	5			9
	2014	1	4	1	1	3	-	3	-	-	-	-	-	13	160.0%	▲	13
Domestic and Family - Level 1	2013	-	5	-	-	1	-	2	6	3	2	-	1	8			20
	2014	-	1	-	2	3	-	1	-	-	-	-	-	7	-12.5%	▼	7
Domestic and Family - Level 2	2013	1	1	-	-	-	-	1	-	1	-	-	-	3			4
	2014	-	-	-	1	1	1	1	-	-	-	-	-	4	33.3%	▲	4
General Civil - Level 1	2013	-	1	-	-	2	1	-	-	-	-	-	-	4			4
	2014	-	2	7	1	7	1	4	-	-	-	-	-	22	-37.1%	▼	22
General Civil - Level 2	2013	6	3	2	5	8	2	9	3	2	3	2	2	35			47
	2014	-	2	7	1	7	1	4	-	-	-	-	-	22	-37.1%	▼	22
General Civil - Level 3	2013	1	2	2	-	1	-	-	1	1	-	-	2	6			10
	2014	2	-	-	1	-	-	-	-	-	-	-	-	3	-50.0%	▼	3
Miscellaneous	2013	87	78	67	46	39	31	25	32	26	55	48	56	373			590
	2014	73	64	54	42	37	46	31	-	-	-	-	-	347	-7.0%	▼	347
Misdemeanor	2013	11	12	19	20	11	5	10	2	6	18	21	13	88			148
	2014	3	9	10	2	13	13	17	-	-	-	-	-	67	-23.9%	▼	67
Non-Capital Felonies and Related Matters	2013	60	18	18	9	63	11	20	10	14	18	16	23	199			280
	2014	19	8	28	4	53	22	44	-	-	-	-	-	178	-10.6%	▼	178
Other	2013	6	19	13	7	22	10	7	4	8	5	43	27	84			171
	2014	41	12	11	6	15	9	6	-	-	-	-	-	100	19.0%	▲	100
Other Criminally Related Matters	2013	4	7	2	7	2	4	12	3	1	5	2	5	38			54
	2014	1	3	-	-	3	2	10	-	-	-	-	-	19	-50.0%	▼	19
Probates/Wills and Trusts - Level 2	2013	1	-	-	-	-	-	1	1	-	-	1	-	2			4
	2014	1	-	-	-	-	-	1	-	-	-	-	-	2	0.0%	↔	2
Protective Orders	2013	-	-	-	-	-	-	-	1	-	-	-	-	0			1
Uncontested Divorce	2013	4	2	6	2	4	4	2	7	7	4	2	1	24	0.0%	↔	45
	2014	4	1	3	5	1	4	4	-	-	-	-	-	22	-8.3%	▼	22

Type of Court: Circuit
Locale/Circuit: York 9
Start/End Date: Jan-13 / Jul-14
Type of Case: Filings
AVG. Month: 285
2013 AVG Month: 293
2014 AVG Month: 271
Jan-Jul 2013: 2,189
Jan-Jul 2014: 1,899
Filings Trending: Downward ▼

D
a
s
h
b
o
a
r
d



	Jan	Feb	Mar	Apr	May	Jun	<u>Jul</u>	Aug	Sep	Oct	Nov	Dec	Thru Jul	% Change	Trending	<u>Total</u>
2013	452	372	376	285	260	209	235	236	205	355	282	253	2,189			3,520
2014	266	341	316	253	295	188	240	-	-	-	-	-	1,899	-13.2%	▼	1,899

		Jan	Feb	Mar	Apr	May	Jun	<u>Jul</u>	Aug	Sep	Oct	Nov	Dec	Thru Jul	% Change	Trending	<u>Total</u>
Administrative Law	2013	-	-	-	1	-	-	-	1	1	1	-	-	1			4
Contested Divorce	2013	5	5	4	9	11	6	1	6	2	6	5	3	41			63
	2014	9	5	12	4	3	6	6	-	-	-	-	-	45	9.8%	▲	45
Domestic and Family - Level 1	2013	1	3	5	-	2	4	6	2	5	-	1	1	21			30
	2014	-	2	3	2	2	2	3	-	-	-	-	-	14	-33.3%	▼	14
Domestic and Family - Level 2	2013	7	2	4	4	1	1	2	-	4	3	5	1	21			34
	2014	3	8	6	12	7	12	6	-	-	-	-	-	54	157.1%	▲	54
General Civil - Level 1	2013	-	-	-	-	-	-	1	-	1	1	-	-	1			3
	2014	1	-	-	-	-	-	1	-	-	-	-	-	2	100.0%	▲	2
General Civil - Level 2	2013	4	9	18	21	7	18	9	12	14	17	11	14	86			154
	2014	11	7	12	13	9	9	10	-	-	-	-	-	71	-17.4%	▼	71
General Civil - Level 3	2013	4	5	4	4	7	7	8	3	5	4	2	4	39			57
	2014	5	5	1	3	5	1	2	-	-	-	-	-	22	-43.6%	▼	22
Miscellaneous	2013	293	235	215	173	138	94	108	132	84	148	117	130	1,256			1,867
	2014	147	149	135	112	94	83	97	-	-	-	-	-	817	-35.0%	▼	817
Misdemeanor	2013	39	26	25	14	13	24	14	17	11	15	24	14	155			236
	2014	17	14	28	17	61	11	33	-	-	-	-	-	181	16.8%	▲	181
Non-Capital Felonies and Related Matters	2013	79	63	74	38	50	29	61	41	40	123	87	50	394			735
	2014	44	125	76	67	88	47	62	-	-	-	-	-	509	29.2%	▲	509
Other	2013	-	-	-	1	1	1	-	-	2	2	-	-	3			7
	2014	1	1	-	1	1	2	-	-	-	-	-	-	6	100.0%	▲	6
Other Criminally Related Matters	2013	4	6	7	5	5	11	6	9	10	15	9	19	44			106
	2014	10	6	14	9	6	3	4	-	-	-	-	-	52	18.2%	▲	52
Probates/Wills and Trusts - Level 2	2013	4	4	5	1	2	1	4	1	3	3	2	1	21			31
	2014	2	-	3	2	4	2	-	-	-	-	-	-	13	-38.1%	▼	13
Protective Orders	2013	-	-	-	-	2	2	-	-	-	2	-	-	4			6
	2014	2	-	1	1	1	1	-	-	-	-	-	-	6	50.0%	▲	6
Uncontested Divorce	2013	12	14	15	14	21	11	15	12	23	15	19	16	102			187
	2014	14	19	25	10	14	9	16	-	-	-	-	-	107	4.9%	▲	107

Type of Court: Circuit

Locale/Circuit: Williamsburg 9

Start/End Date: Jan-13 / Jul-14

Type of Case: Filings

AVG. Month: 312

2013 AVG Month: 313

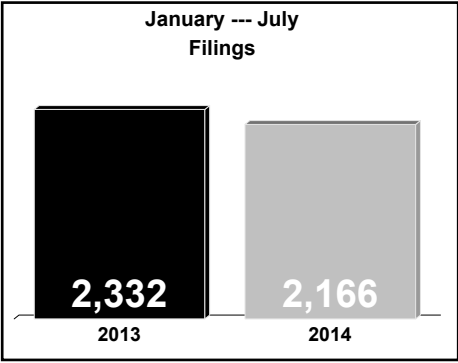
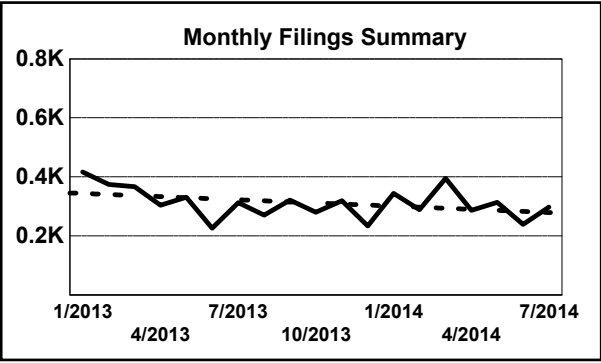
2014 AVG Month: 309

Jan-Jul 2013: 2,332

Jan-Jul 2014: 2,166

Filings Trending: Downward ▼

D
a
s
h
b
o
a
r
d



	Jan	Feb	Mar	Apr	May	Jun	Jul	Aug	Sep	Oct	Nov	Dec	Thru Jul	% Change	Trending	Total
2013	417	374	367	304	331	226	313	271	321	280	319	234	2,332			3,757
2014	344	289	395	287	314	239	298	-	-	-	-	-	2,166	-7.1%	▼	2,166

		Jan	Feb	Mar	Apr	May	Jun	Jul	Aug	Sep	Oct	Nov	Dec	Thru Jul	% Change	Trending	Total
Administrative Law	2013	-	-	3	-	-	-	-	-	2	-	-	-	3			5
	2014	-	-	-	-	1	1	-	-	-	-	-	-	2	-33.3%	▼	2
Contested Divorce	2013	4	10	9	5	8	9	5	3	5	1	8	5	50			72
	2014	7	2	5	4	6	8	6	-	-	-	-	-	38	-24.0%	▼	38
Domestic and Family - Level 1	2013	2	2	9	-	6	2	2	4	1	1	7	1	23			37
	2014	-	5	3	6	4	1	-	-	-	-	-	-	19	-17.4%	▼	19
Domestic and Family - Level 2	2013	-	5	3	5	1	2	3	-	4	1	1	1	19			26
	2014	2	3	2	1	4	5	4	-	-	-	-	-	21	10.5%	▲	21
General Civil - Level 1	2013	-	1	-	-	-	3	1	2	-	1	1	-	5			9
	2014	2	-	1	2	-	3	-	-	-	-	-	-	8	60.0%	▲	8
General Civil - Level 2	2013	15	17	6	8	11	6	10	12	13	13	13	12	73			136
	2014	6	7	7	4	12	10	11	-	-	-	-	-	57	-21.9%	▼	57
General Civil - Level 3	2013	7	7	4	6	15	9	10	15	12	1	8	8	58			102
	2014	8	-	13	5	13	4	6	-	-	-	-	-	49	-15.5%	▼	49
Miscellaneous	2013	224	204	157	140	124	70	122	98	103	95	87	116	1,041			1,540
	2014	160	141	123	117	104	88	80	-	-	-	-	-	813	-21.9%	▼	813
Misdemeanor	2013	48	38	58	58	57	27	30	35	46	46	54	27	316			524
	2014	34	36	48	25	39	27	47	-	-	-	-	-	256	-19.0%	▼	256
Non-Capital Felonies and Related Matters	2013	62	32	78	41	42	45	63	46	78	66	87	26	363			666
	2014	64	46	123	58	79	46	77	-	-	-	-	-	493	35.8%	▲	493
Other	2013	20	18	10	16	27	14	32	29	23	19	23	14	137			245
	2014	25	19	34	26	27	23	33	-	-	-	-	-	187	36.5%	▲	187
Other Criminally Related Matters	2013	8	16	12	10	11	11	16	8	13	14	11	8	84			138
	2014	13	12	17	14	11	8	13	-	-	-	-	-	88	4.8%	▲	88
Probates/Wills and Trusts - Level 1	2013	-	1	-	-	1	2	-	-	1	-	-	-	4			5
	2014	-	-	-	-	1	-	-	-	-	-	-	-	1	-75.0%	▼	1
Probates/Wills and Trusts - Level 2	2013	2	4	-	2	6	2	2	4	3	6	1	2	18			34
	2014	2	2	3	2	2	2	4	-	-	-	-	-	17	-5.6%	▼	17
Uncontested Divorce	2013	25	19	18	13	22	24	17	15	17	16	18	14	138			218
	2014	21	16	16	23	11	13	17	-	-	-	-	-	117	-15.2%	▼	117

Type of Court: Circuit

Locale/Circuit: Appomattox 10

Start/End Date: Jan-13 / Jul-14

Type of Case: Filings

AVG. Month: 71

2013 AVG Month: 66

2014 AVG Month: 79

Jan-Jul 2013: 512

Jan-Jul 2014: 551

Filings Trending: Upward ▲

D

a

s

h

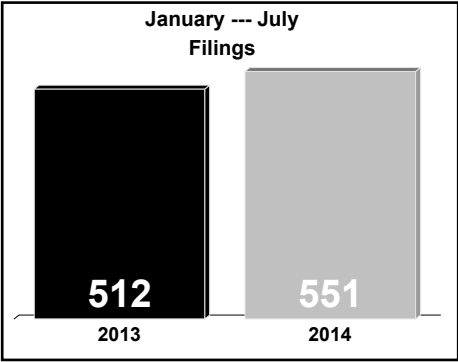
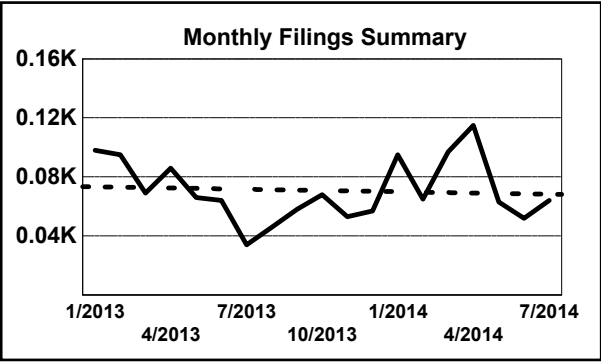
b

o

a

r

d



	Jan	Feb	Mar	Apr	May	Jun	Jul	Aug	Sep	Oct	Nov	Dec	Thru Jul	% Change	Trending	Total
2013	98	95	69	86	66	64	34	46	58	68	53	57	512			794
2014	95	65	97	115	63	52	64	-	-	-	-	-	551	7.6%	▲	551

		Jan	Feb	Mar	Apr	May	Jun	Jul	Aug	Sep	Oct	Nov	Dec	Thru Jul	% Change	Trending	Total
Administrative Law	2013	-	-	-	-	-	-	-	-	1	-	-	-	0			1
Contested Divorce	2013	-	-	2	-	1	3	1	-	1	2	-	1	7	0.0%	↔	11
	2014	1	1	1	1	3	1	2	-	-	-	-	-	10	42.9%	▲	10
Domestic and Family - Level 1	2013	-	-	-	-	6	1	-	5	1	4	5	-	7			22
	2014	-	4	6	3	1	6	4	-	-	-	-	-	24	242.9%	▲	24
Domestic and Family - Level 2	2013	-	1	-	-	1	-	-	-	1	-	-	1	2			4
	2014	1	-	1	-	2	1	-	-	-	-	-	-	5	150.0%	▲	5
General Civil - Level 2	2013	2	5	2	3	5	1	2	1	2	1	2	1	20			27
	2014	2	3	3	1	1	-	1	-	-	-	-	-	11	-45.0%	▼	11
General Civil - Level 3	2013	-	-	-	-	1	-	-	-	-	1	1	2	1			5
	2014	2	-	2	2	1	-	3	-	-	-	-	-	10	900.0%	▲	10
Miscellaneous	2013	58	72	44	42	20	26	17	19	39	37	34	42	279			450
	2014	47	38	38	52	23	27	19	-	-	-	-	-	244	-12.5%	▼	244
Misdemeanor	2013	1	1	3	7	4	2	3	1	-	4	-	-	21			26
	2014	-	4	4	8	5	3	-	-	-	-	-	-	24	14.3%	▲	24
Non-Capital Felonies and Related Matters	2013	32	14	11	29	24	27	8	15	11	17	4	4	145			196
	2014	33	10	38	35	18	8	30	-	-	-	-	-	172	18.6%	▲	172
Other	2013	-	-	1	1	-	3	-	-	-	1	-	3	5			9
	2014	1	3	1	4	1	-	-	-	-	-	-	-	10	100.0%	▲	10
Other Criminally Related Matters	2013	-	-	3	-	-	1	-	-	-	-	2	-	4			6
	2014	-	-	-	5	3	3	-	-	-	-	-	-	11	175.0%	▲	11
Probates/Wills and Trusts	2014	-	-	-	-	1	-	-	-	-	-	-	-	1			1
Probates/Wills and Trusts - Level 2	2013	1	-	-	-	-	-	1	-	-	-	-	2	2			4
	2014	2	-	1	-	-	1	1	-	-	-	-	-	5	150.0%	▲	5
Protective Orders	2013	-	-	-	-	1	-	-	-	-	-	-	-	1			1
Uncontested Divorce	2013	4	2	3	4	3	-	2	5	2	1	5	1	18			32
	2014	6	2	2	4	4	2	4	-	-	-	-	-	24	33.3%	▲	24

Type of Court: Circuit

Locale/Circuit: Buckingham 10

Start/End Date: Jan-13 / Jul-14

Type of Case: Filings

AVG. Month: 69

2013 AVG Month: 70

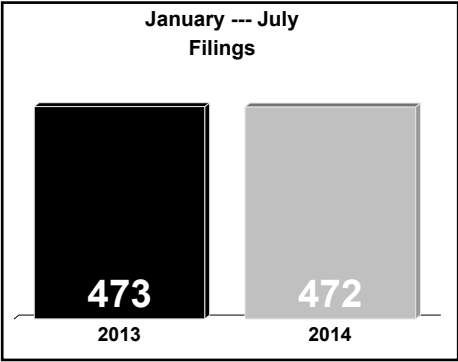
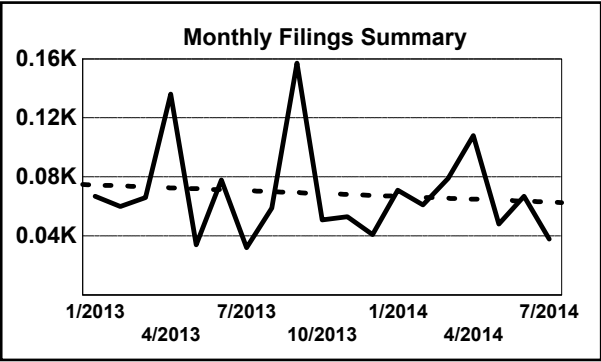
2014 AVG Month: 67

Jan-Jul 2013: 473

Jan-Jul 2014: 472

Filings Trending: Steady ↔

D
a
s
h
b
o
a
r
d



	Jan	Feb	Mar	Apr	May	Jun	Jul	Aug	Sep	Oct	Nov	Dec	Thru Jul	% Change	Trending	Total
2013	67	60	66	136	34	78	32	59	157	51	53	41	473			834
2014	71	61	79	108	48	67	38	-	-	-	-	-	472	-0.2%	▼	472

		Jan	Feb	Mar	Apr	May	Jun	Jul	Aug	Sep	Oct	Nov	Dec	Thru Jul	% Change	Trending	Total
Contested Divorce	2013	3	-	4	1	2	-	-	-	-	4	-	-	10			14
	2014	1	3	1	1	-	-	2	-	-	-	-	-	8	-20.0%	▼	8
Domestic and Family - Level 1	2013	-	-	-	-	-	2	-	-	4	1	-	-	2			7
	2014	3	-	-	2	-	4	-	-	-	-	-	-	9	350.0%	▲	9
Domestic and Family - Lev	2013	2	-	-	1	-	-	1	4	2	1	-	1	4			12
	2014	1	-	-	-	-	-	-	2	-	-	-	-	1			3
General Civil - Level 1	2013	4	3	1	1	-	1	3	-	-	3	1	-	13			17
	2014	3	-	-	2	1	3	4	-	-	-	-	-	13	0.0%	↔	13
General Civil - Level 2	2013	-	3	4	1	1	1	1	2	3	1	2	-	11			19
	2014	2	1	1	-	1	-	1	-	-	-	-	-	6	-45.5%	▼	6
General Civil - Level 3	2013	36	38	30	33	13	19	14	25	22	21	17	21	183			289
	2014	28	23	38	30	17	20	20	-	-	-	-	-	176	-3.8%	▼	176
Miscellaneous	2013	2	5	3	9	-	16	-	4	11	2	8	1	35			61
	2014	1	7	6	7	-	2	-	-	-	-	-	-	23	-34.3%	▼	23
Misdemeanor	2013	17	9	17	81	13	33	8	15	107	11	21	14	178			346
	2014	27	22	26	64	24	34	3	-	-	-	-	-	200	12.4%	▲	200
Non-Capital Felonies and Related Matters	2013	1	1	-	1	1	1	1	-	2	2	-	-	6			10
	2014	2	1	2	-	1	1	1	-	-	-	-	-	8	33.3%	▲	8
Other	2013	-	-	-	2	-	-	-	1	2	-	1	-	2			6
	2014	-	3	-	1	-	-	-	-	-	-	-	-	4	100.0%	▲	4
Other Criminally Related Matters	2013	-	-	-	-	-	-	-	-	1	-	-	-	0			1
	2014	-	-	-	-	-	1	-	-	-	-	-	-	1	0.0%	↔	1
Probates/Wills and Trusts - Level 1	2013	-	-	1	-	-	-	-	-	-	-	1	-	1			2
	2014	-	-	-	-	1	-	2	-	-	-	-	-	3	200.0%	▲	3
Probates/Wills and Trusts - Level 2	2013	1	1	6	6	4	5	4	6	3	5	2	4	27			47
	2014	4	1	5	1	2	2	5	-	-	-	-	-	20	-25.9%	▼	20
Uncontested Divorce	2013	1	1	6	6	4	5	4	6	3	5	2	4	27			47
	2014	4	1	5	1	2	2	5	-	-	-	-	-	20	-25.9%	▼	20

Type of Court: Circuit

Locale/Circuit: Charlotte 10

Start/End Date: Jan-13 / Jul-14

Type of Case: Filings

AVG. Month: 51

2013 AVG Month: 56

2014 AVG Month: 44

Jan-Jul 2013: 390

Jan-Jul 2014: 306

Filings Trending: Downward ▼

D

a

s

h

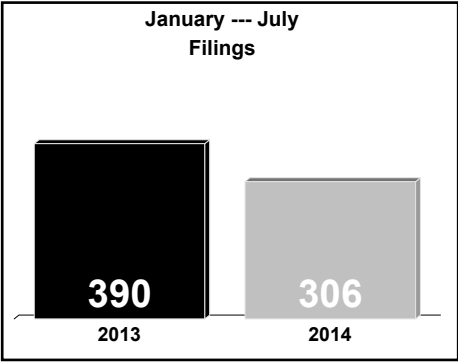
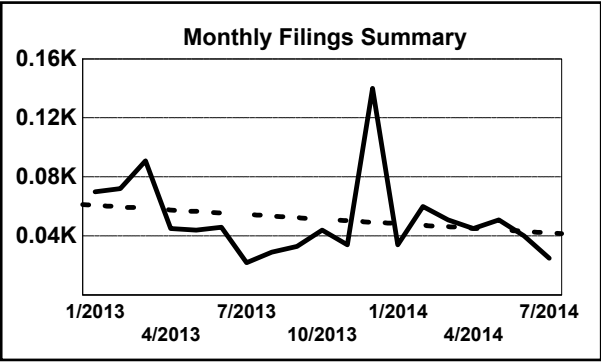
b

o

a

r

d



	Jan	Feb	Mar	Apr	May	Jun	Jul	Aug	Sep	Oct	Nov	Dec	Thru Jul	% Change	Trending	Total
2013	70	72	91	45	44	46	22	29	33	44	34	140	390			670
2014	34	60	51	45	51	40	25	-	-	-	-	-	306	-21.5%	▼	306

		Jan	Feb	Mar	Apr	May	Jun	Jul	Aug	Sep	Oct	Nov	Dec	Thru Jul	% Change	Trending	Total
Administrative Law	2013	-	-	-	-	-	-	-	-	-	1	-	-	0			1
Contested Divorce	2013	-	1	2	4	1	2	1	1	-	-	-	-	11	0.0%	↔	12
	2014	-	3	1	1	-	1	-	-	-	-	-	-	6	-45.5%	▼	6
Domestic and Family - Level 1	2013	1	2	2	-	1	-	-	-	-	-	3	3	6	150.0%	▲	12
	2014	1	4	4	-	-	4	2	-	-	-	-	-	15			15
Domestic and Family - Level 2	2013	1	-	1	-	-	-	-	-	1	-	1	-	2			4
	2014	-	-	1	-	2	1	-	-	-	-	-	-	4	100.0%	▲	4
General Civil - Level 2	2013	2	1	2	1	2	1	-	-	1	3	1	-	9			14
	2014	-	1	2	-	1	-	-	-	-	-	-	-	4	-55.6%	▼	4
General Civil - Level 3	2013	7	2	3	1	-	-	1	-	-	-	1	-	14			15
	2014	1	2	-	4	2	-	-	-	-	-	-	-	9	-35.7%	▼	9
Miscellaneous	2013	38	31	48	15	26	13	10	18	18	20	18	25	181			280
	2014	15	27	17	16	29	13	6	-	-	-	-	-	123	-32.0%	▼	123
Misdemeanor	2013	12	7	-	2	1	3	1	-	1	4	1	5	26			37
	2014	3	2	-	2	1	2	2	-	-	-	-	-	12	-53.8%	▼	12
Non-Capital Felonies and Related Matters	2013	4	22	29	17	10	24	4	6	7	12	5	106	110			246
	2014	10	17	24	17	15	12	9	-	-	-	-	-	104	-5.5%	▼	104
Other	2013	2	-	-	-	-	-	1	-	-	-	-	-	3			3
Other Criminally Related Matters	2013	3	1	1	-	-	-	1	2	3	3	1	-	6			15
	2014	2	-	-	2	-	-	-	-	-	-	-	-	4	-33.3%	▼	4
Probates/Wills and Trusts	2013	-	-	-	1	-	-	-	-	-	-	-	-	1			1
Probates/Wills and Trusts - Level 2	2013	-	1	-	-	-	-	1	1	-	1	1	-	2			5
	2014	1	-	-	-	-	-	1	-	-	-	-	-	2	0.0%	↔	2
Protective Orders	2013	-	1	-	-	1	-	2	-	-	-	-	1	4			5
	2014	1	1	-	-	-	-	-	-	-	-	-	-	2	-50.0%	▼	2
Uncontested Divorce	2013	-	3	3	4	2	3	-	1	2	-	2	-	15			20
	2014	-	3	2	3	1	7	5	-	-	-	-	-	21	40.0%	▲	21

Type of Court: Circuit

Locale/Circuit: Cumberland 10

Start/End Date: Jan-13 / Jul-14

Type of Case: Filings

AVG. Month: 48

2013 AVG Month: 47

2014 AVG Month: 49

Jan-Jul 2013: 351

Jan-Jul 2014: 342

Filings Trending: Downward ▼

D

a

s

h

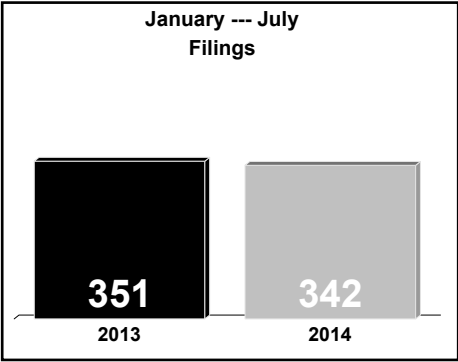
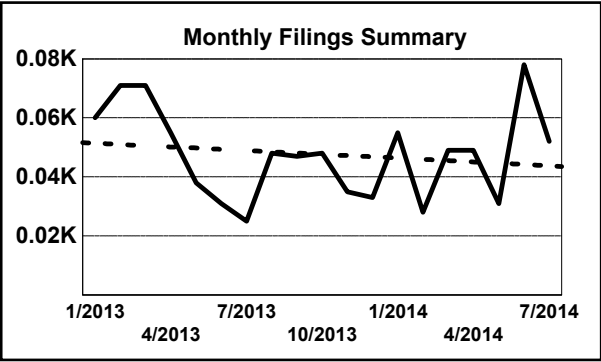
b

o

a

r

d



	Jan	Feb	Mar	Apr	May	Jun	<u>Jul</u>	Aug	Sep	Oct	Nov	Dec	Thru Jul	% Change	Trending	<u>Total</u>
2013	60	71	71	55	38	31	25	48	47	48	35	33	351			562
2014	55	28	49	49	31	78	52	-	-	-	-	-	342	-2.6%	▼	342

		Jan	Feb	Mar	Apr	May	Jun	<u>Jul</u>	Aug	Sep	Oct	Nov	Dec	Thru Jul	% Change	Trending	<u>Total</u>
Contested Divorce	2013	1	1	3	3	1	1	-	2	-	1	-	-	10			13
	2014	1	-	1	2	-	-	-	-	-	-	-	-	4	-60.0%	▼	4
Domestic and Family - Level 1	2013	2	-	3	-	-	-	1	-	-	3	-	4	6			13
	2014	-	-	-	1	1	-	1	-	-	-	-	-	3	-50.0%	▼	3
Domestic and Family - Level 2	2013	-	-	-	2	-	-	1	-	-	1	-	-	3			4
	2014	-	-	-	-	2	-	-	-	-	-	-	-	2	-33.3%	▼	2
General Civil - Level 1	2013	-	-	-	-	-	-	1	-	-	3	-	-	1			4
	2014	-	-	-	1	-	-	-	-	-	-	-	-	1	0.0%	↔	1
General Civil - Level 2	2013	-	4	1	2	2	-	3	4	1	1	-	-	12			18
	2014	2	1	1	1	-	-	2	-	-	-	-	-	7	-41.7%	▼	7
General Civil - Level 3	2013	-	-	-	1	-	1	-	1	-	1	-	-	2			4
	2014	-	-	7	-	3	1	1	-	-	-	-	-	12	500.0%	▲	12
Miscellaneous	2013	36	30	19	23	19	10	13	21	24	16	19	21	150			251
	2014	21	15	22	22	13	19	9	-	-	-	-	-	121	-19.3%	▼	121
Misdemeanor	2013	7	2	2	1	3	3	-	7	2	7	4	5	18			43
	2014	7	1	2	4	1	10	1	-	-	-	-	-	26	44.4%	▲	26
Non-Capital Felonies and Related Matters	2013	13	32	33	22	6	12	4	12	15	12	10	1	122			172
	2014	16	4	10	14	8	46	34	-	-	-	-	-	132	8.2%	▲	132
Other	2013	-	1	3	1	1	3	-	-	1	-	-	-	9			10
	2014	2	-	2	-	-	1	2	-	-	-	-	-	7	-22.2%	▼	7
Other Criminally Related Matters	2013	-	-	-	-	-	-	-	-	-	2	2	-	0			4
	2014	-	4	1	-	1	-	-	-	-	-	-	-	6	0.0%	↔	6
Probates/Wills and Trusts - Level 2	2013	1	-	-	-	1	-	-	-	1	-	-	-	2			3
	2014	2	-	-	-	-	-	-	-	-	-	-	-	2	0.0%	↔	2
Protective Orders	2014	-	1	-	2	-	-	-	-	-	-	-	-	3			3
Uncontested Divorce	2013	-	1	7	-	5	1	2	1	3	1	-	2	16			23
	2014	4	2	3	2	2	1	2	-	-	-	-	-	16	0.0%	↔	16

Type of Court: Circuit

Locale/Circuit: Halifax 10

Start/End Date: Jan-13 / Jul-14

Type of Case: Filings

AVG. Month: 202

2013 AVG Month: 207

2014 AVG Month: 193

Jan-Jul 2013: 1,639

Jan-Jul 2014: 1,350

Filings Trending: Downward ▼

D

a

s

h

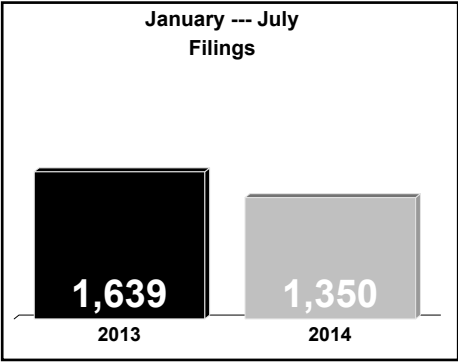
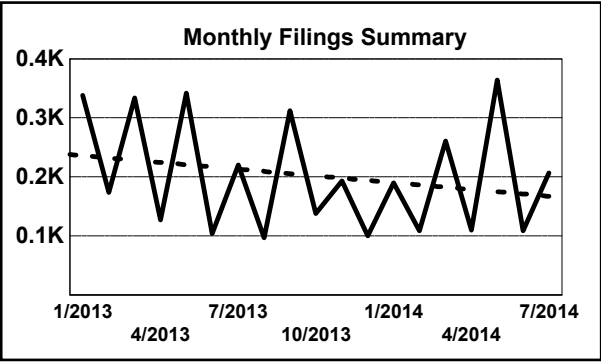
b

o

a

r

d



	Jan	Feb	Mar	Apr	May	Jun	<u>Jul</u>	Aug	Sep	Oct	Nov	Dec	Thru Jul	% Change	Trending	<u>Total</u>
2013	338	174	334	127	342	104	220	97	312	138	193	100	1,639			2,479
2014	190	109	261	110	364	109	207	-	-	-	-	-	1,350	-17.6%	▼	1,350

		Jan	Feb	Mar	Apr	May	Jun	<u>Jul</u>	Aug	Sep	Oct	Nov	Dec	Thru Jul	% Change	Trending	<u>Total</u>
Administrative Law	2013	1	-	-	-	-	-	-	-	-	-	-	-	1			1
	2014	-	-	-	-	-	-	1	-	-	-	-	-	1	0.0%	↔	1
Contested Divorce	2013	3	3	7	3	6	2	7	3	2	1	1	1	31			39
	2014	3	5	12	2	4	3	4	-	-	-	-	2	33	6.5%	▲	33
Domestic and Family - Level 1	2013	1	4	1	5	3	2	1	2	-	1	2	2	17			24
	2014	2	-	1	4	2	2	2	-	-	-	-	-	13	-23.5%	▼	13
Domestic and Family - Level 2	2013	1	1	4	1	1	-	1	4	1	2	1	2	9			19
	2014	1	1	-	1	-	-	2	-	-	-	-	-	5	-44.4%	▼	5
General Civil - Level 1	2013	-	-	-	1	-	1	1	1	-	-	1	-	3			5
	2014	-	-	-	-	-	1	-	-	-	-	-	-	1	-66.7%	▼	1
General Civil - Level 2	2013	5	2	3	5	6	5	2	3	8	5	2	2	28			48
	2014	5	1	6	1	4	6	5	-	-	-	-	-	28	0.0%	↔	28
General Civil - Level 3	2013	1	3	5	1	3	2	5	1	20	3	4	2	20			50
	2014	1	1	3	3	4	2	9	-	-	-	-	-	23	15.0%	▲	23
Miscellaneous	2013	113	112	115	75	65	32	61	56	46	55	50	51	573			831
	2014	73	71	70	59	37	30	49	-	-	-	-	-	389	-32.1%	▼	389
Misdemeanor	2013	31	17	45	11	33	15	28	15	80	20	30	16	180			341
	2014	33	6	37	8	49	21	34	-	-	-	-	-	188	4.4%	▲	188
Non-Capital Felonies and Related Matters	2013	156	9	144	12	200	28	90	4	125	29	80	16	639			893
	2014	56	8	109	9	241	10	80	-	-	-	-	-	513	-19.7%	▼	513
Other	2013	5	4	1	5	12	4	13	2	12	10	5	1	44			74
	2014	10	7	13	12	12	24	7	-	-	-	-	-	85	93.2%	▲	85
Other Criminally Related Matters	2013	11	5	3	3	4	3	2	1	5	-	4	-	31			41
	2014	3	1	2	-	-	1	1	-	-	-	-	-	8	-74.2%	▼	8
Probates/Wills and Trusts	2013	-	-	-	-	-	-	1	-	1	-	-	-	1			2
Probates/Wills and Trusts - Level 2	2013	-	3	1	-	-	2	1	2	3	-	1	-	7			13
	2014	-	-	-	1	2	2	1	-	-	-	-	-	6	-14.3%	▼	6
Protective Orders	2013	-	-	-	-	-	-	-	-	-	-	-	1	0			1
	2014	-	2	-	-	-	-	-	-	-	-	-	-	2	0.0%	↔	2
Uncontested Divorce	2013	10	11	5	5	9	8	7	3	9	12	12	6	55			97
	2014	3	6	8	10	9	7	12	-	-	-	-	-	55	0.0%	↔	55

Type of Court: Circuit

Locale/Circuit: Lunenburg 10

Start/End Date: Jan-13 / Jul-14

Type of Case: Filings

AVG. Month: 86

2013 AVG Month: 101

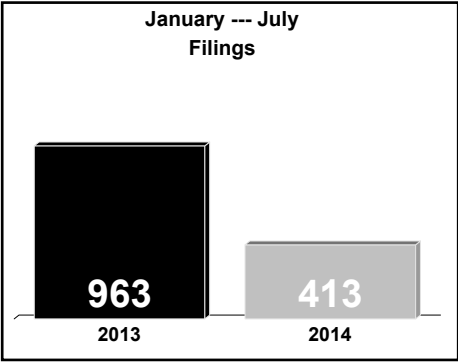
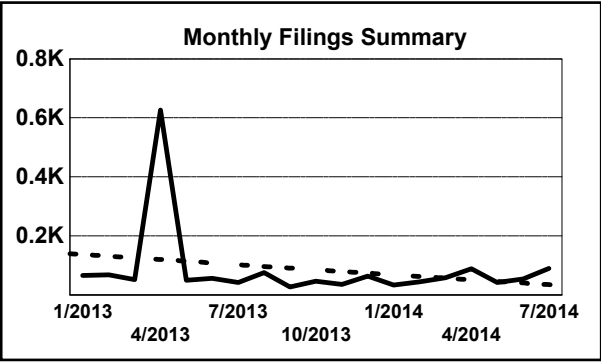
2014 AVG Month: 59

Jan-Jul 2013: 963

Jan-Jul 2014: 413

Filings Trending: Downward ▼

D
a
s
h
b
o
a
r
d



	Jan	Feb	Mar	Apr	May	Jun	Jul	Aug	Sep	Oct	Nov	Dec	Thru Jul	% Change	Trending	Total
2013	66	69	52	626	50	57	43	76	27	47	36	64	963			1,213
2014	34	45	59	89	42	54	90	-	-	-	-	-	413	-57.1%	▼	413

		Jan	Feb	Mar	Apr	May	Jun	Jul	Aug	Sep	Oct	Nov	Dec	Thru Jul	% Change	Trending	Total
Administrative Law	2014	-	-	-	1	-	-	-	-	-	-	-	-	1			1
Contested Divorce	2013	-	-	-	-	-	3	1	3	1	-	-	1	4			9
	2014	-	-	4	3	2	2	1	-	-	-	-	-	12	200.0%	▲	12
Domestic and Family - Level 1	2013	-	-	-	-	-	-	-	1	4	1	-	-	0			6
	2014	-	3	-	-	-	-	-	-	-	-	-	-	3	0.0%	↔	3
Domestic and Family - Level 2	2013	-	-	-	1	-	-	-	-	-	-	-	1	1			2
	2014	-	-	4	4	-	-	3	-	-	-	-	-	11	1,000.0%	▲	11
General Civil - Level 1	2013	-	-	1	-	1	1	-	-	-	-	-	-	3			3
General Civil - Level 2	2013	2	-	6	11	-	3	3	1	-	-	4	1	25			31
	2014	1	2	1	2	-	1	10	-	-	-	-	-	17	-32.0%	▼	17
General Civil - Level 3	2013	2	-	3	2	8	2	2	3	-	1	-	2	19			25
	2014	-	2	1	-	2	2	6	-	-	-	-	-	13	-31.6%	▼	13
Miscellaneous	2013	41	40	25	33	30	20	28	25	19	17	15	31	217			324
	2014	18	27	26	24	15	9	16	-	-	-	-	-	135	-37.8%	▼	135
Misdemeanor	2013	4	4	-	4	2	5	4	1	-	-	1	1	23			26
	2014	1	2	2	1	5	3	2	-	-	-	-	-	16	-30.4%	▼	16
Non-Capital Felonies and Related Matters	2013	14	21	15	574	6	22	4	39	2	26	13	25	656			761
	2014	14	9	16	50	17	34	48	-	-	-	-	-	188	-71.3%	▼	188
Other	2013	-	-	-	-	-	-	-	-	1	-	1	-	0			2
Other Criminally Related Matters	2013	3	1	1	1	-	-	-	1	-	1	-	1	6	0.0%	↔	9
	2014	-	-	1	-	-	-	2	-	-	-	-	-	3	-50.0%	▼	3
Probates/Wills and Trusts - Level 2	2013	-	-	-	-	2	-	-	-	-	-	1	1	2			4
	2014	-	-	1	-	-	-	-	-	-	-	-	-	1	-50.0%	▼	1
Uncontested Divorce	2013	-	3	1	-	1	1	1	2	-	1	1	-	7			11
	2014	-	-	3	4	1	3	2	-	-	-	-	-	13	85.7%	▲	13

Type of Court: Circuit

Locale/Circuit: Mecklenburg 10

Start/End Date: Jan-13 / Jul-14

Type of Case: Filings

AVG. Month: 232

2013 AVG Month: 239

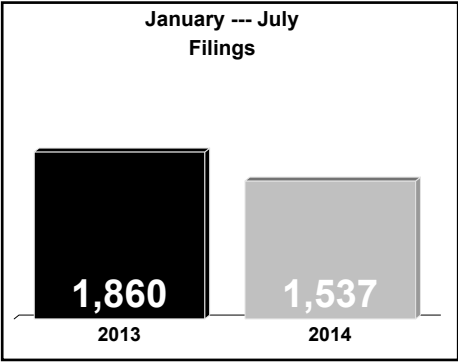
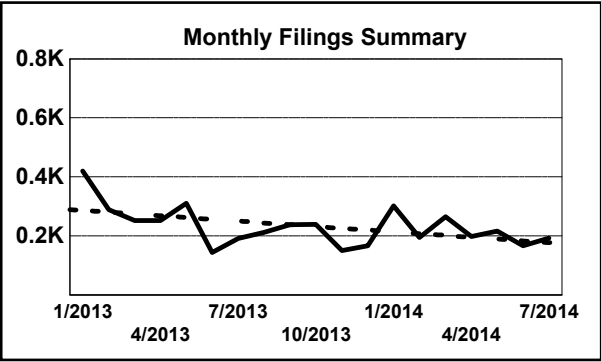
2014 AVG Month: 220

Jan-Jul 2013: 1,860

Jan-Jul 2014: 1,537

Filings Trending: Downward ▼

D
a
s
h
b
o
a
r
d



	Jan	Feb	Mar	Apr	May	Jun	<u>Jul</u>	Aug	Sep	Oct	Nov	Dec	Thru Jul	% Change	Trending	Total
2013	420	289	252	252	311	144	192	212	238	239	151	167	1,860			2,867
2014	302	195	265	198	217	167	193	-	-	-	-	-	1,537	-17.4%	▼	1,537

		Jan	Feb	Mar	Apr	May	Jun	<u>Jul</u>	Aug	Sep	Oct	Nov	Dec	Thru Jul	% Change	Trending	Total
Administrative Law	2013	1	-	-	-	-	-	-	-	-	2	-	-	1			3
	2014	-	-	-	1	-	-	-	-	-	-	-	-	1	0.0%	↔	1
Contested Divorce	2013	3	3	3	9	3	2	6	6	5	3	3	3	29			49
	2014	4	6	6	6	7	6	6	-	-	-	-	-	41	41.4%	▲	41
Domestic and Family - Level 1	2013	3	3	1	2	2	2	-	1	1	-	1	3	13			19
	2014	3	5	2	6	2	1	1	-	-	-	-	-	20	53.8%	▲	20
Domestic and Family - Level 2	2013	-	-	-	-	-	-	1	-	1	-	-	-	1			2
	2014	-	-	-	-	1	-	-	-	-	-	-	-	1	0.0%	↔	1
General Civil - Level 1	2013	1	-	1	-	1	1	-	2	-	1	-	-	4			7
	2014	-	1	1	-	1	1	-	-	-	-	-	-	4	0.0%	↔	4
General Civil - Level 2	2013	4	1	8	6	6	3	6	4	6	4	5	-	34			53
	2014	3	3	1	4	-	4	4	-	-	-	-	-	19	-44.1%	▼	19
General Civil - Level 3	2013	4	3	1	3	4	4	2	2	34	2	2	1	21			62
	2014	8	3	2	2	-	3	2	-	-	-	-	-	20	-4.8%	▼	20
Miscellaneous	2013	104	90	102	57	50	37	41	41	42	51	44	51	481			710
	2014	51	49	47	46	42	33	33	-	-	-	-	-	301	-37.4%	▼	301
Misdemeanor	2013	33	36	17	25	41	26	27	53	35	28	10	15	205			346
	2014	24	10	34	19	15	16	11	-	-	-	-	-	129	-37.1%	▼	129
Non-Capital Felonies and Related Matters	2013	255	127	101	124	191	53	92	91	98	134	72	81	943			1,419
	2014	196	109	154	98	137	84	117	-	-	-	-	-	895	-5.1%	▼	895
Other	2013	1	10	6	11	2	3	5	1	3	3	7	6	38			58
	2014	3	2	4	3	2	7	6	-	-	-	-	-	27	-28.9%	▼	27
Other Criminally Related Matters	2013	-	8	4	5	5	5	2	6	7	4	3	5	29			54
	2014	7	-	-	2	3	2	7	-	-	-	-	-	21	-27.6%	▼	21
Probates/Wills and Trusts - Level 2	2013	-	-	1	-	-	1	-	1	-	1	-	-	2			4
	2014	-	-	3	1	-	-	-	-	-	-	-	-	4	100.0%	▲	4
Protective Orders	2013	-	-	-	-	-	-	2	-	-	-	-	-	2			2
Uncontested Divorce	2013	11	8	7	10	6	7	8	4	6	6	4	2	57			79
	2014	3	7	11	10	7	10	6	-	-	-	-	-	54	-5.3%	▼	54

Type of Court: Circuit

Locale/Circuit: Prince Edward 10

Start/End Date: Jan-13 / Jul-14

Type of Case: Filings

AVG. Month: 148

2013 AVG Month: 138

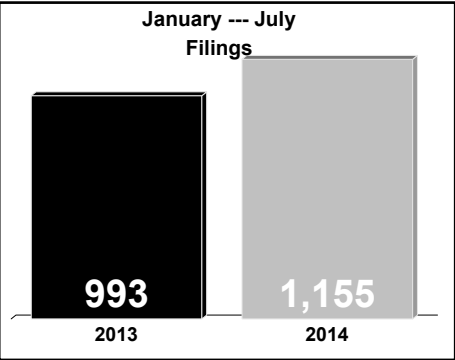
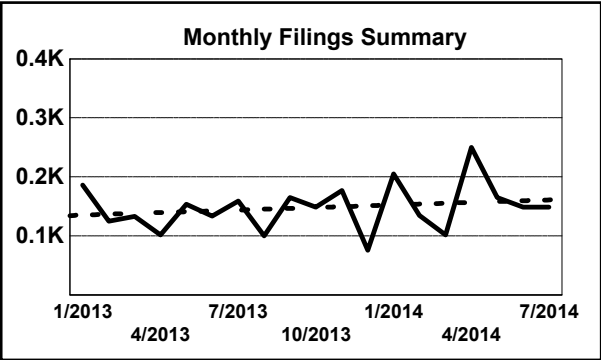
2014 AVG Month: 165

Jan-Jul 2013: 993

Jan-Jul 2014: 1,155

Filings Trending: Upward ▲

D
a
s
h
b
o
a
r
d

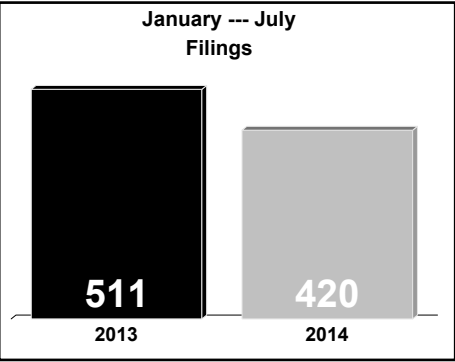
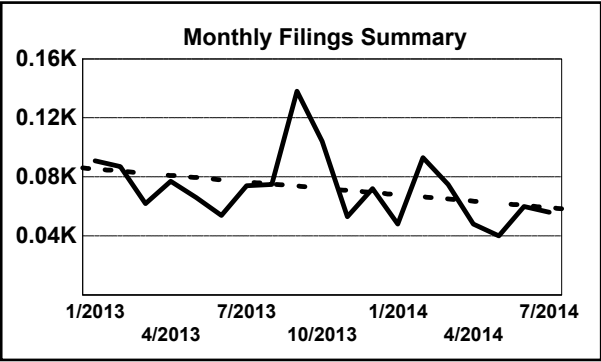


	Jan	Feb	Mar	Apr	May	Jun	<u>Jul</u>	Aug	Sep	Oct	Nov	Dec	Thru Jul	% Change	Trending	<u>Total</u>
2013	186	125	133	102	154	134	159	100	165	149	177	76	993			1,660
2014	205	135	102	250	165	149	149	-	-	-	-	-	1,155	16.3%	▲	1,155

		Jan	Feb	Mar	Apr	May	Jun	<u>Jul</u>	Aug	Sep	Oct	Nov	Dec	Thru Jul	% Change	Trending	<u>Total</u>
Contested Divorce	2013	2	-	2	2	1	-	3	3	3	1	2	-	10			19
	2014	5	4	2	2	2	-	1	-	-	-	-	-	16	60.0%	▲	16
Domestic and Family - Level 1	2013	-	1	-	2	10	1	-	1	7	3	2	-	14			27
	2014	-	4	-	-	1	3	2	-	-	-	-	-	10	-28.6%	▼	10
Domestic and Family - Level 2	2013	1	-	-	1	1	2	1	2	-	-	1	-	6			9
	2014	1	1	-	-	-	-	-	-	-	-	-	-	2	-66.7%	▼	2
General Civil - Level 1	2013	1	-	-	-	-	2	-	1	-	-	-	1	3			5
	2014	1	-	-	-	-	-	-	-	-	-	-	-	1	-66.7%	▼	1
General Civil - Level 2	2013	4	2	2	1	6	2	3	6	3	2	1	1	20			33
	2014	3	5	1	3	3	5	3	-	-	-	-	-	23	15.0%	▲	23
General Civil - Level 3	2013	1	3	2	-	1	2	-	1	1	3	-	-	9			14
	2014	1	-	-	1	1	4	1	-	-	-	-	-	8	-11.1%	▼	8
Miscellaneous	2013	60	62	45	33	21	24	31	38	32	30	32	32	276			440
	2014	40	36	31	23	29	22	25	-	-	-	-	-	206	-25.4%	▼	206
Misdemeanor	2013	19	17	9	11	24	12	20	10	16	12	26	11	112			187
	2014	10	4	8	113	33	28	13	-	-	-	-	-	209	86.6%	▲	209
Non-Capital Felonies and Related Matters	2013	89	31	66	44	85	84	93	31	83	87	103	26	492			822
	2014	133	75	53	98	90	80	93	-	-	-	-	-	622	26.4%	▲	622
Other	2013	-	3	2	-	-	1	-	-	13	-	1	-	6			20
	2014	-	1	-	2	-	-	2	-	-	-	-	-	5	-16.7%	▼	5
Other Criminally Related Matters	2013	3	-	2	3	-	1	2	-	1	-	4	-	11			16
	2014	3	-	2	3	2	2	1	-	-	-	-	-	13	18.2%	▲	13
Probates/Wills and Trusts	2013	-	-	-	-	-	-	-	-	-	-	1	-	0			1
Probates/Wills and Trusts - Level 2	2013	-	-	1	-	-	-	1	1	-	-	-	-	2	0.0%	↔	3
	2014	2	-	1	-	2	1	1	-	-	-	-	-	7	250.0%	▲	7
Protective Orders	2013	-	-	-	-	1	-	-	-	-	-	-	-	1			1
	2014	-	1	-	-	-	-	-	-	-	-	-	-	1	0.0%	↔	1
Uncontested Divorce	2013	6	6	2	5	4	3	5	6	6	11	4	5	31			63
	2014	6	4	4	5	2	4	7	-	-	-	-	-	32	3.2%	▲	32

Type of Court: Circuit
Locale/Circuit: Amelia 11
Start/End Date: Jan-13 / Jul-14
Type of Case: Filings
AVG. Month: 72
2013 AVG Month: 79
2014 AVG Month: 60
Jan-Jul 2013: 511
Jan-Jul 2014: 420
Filings Trending: Downward ▼

D
a
s
h
b
o
a
r
d



	Jan	Feb	Mar	Apr	May	Jun	Jul	Aug	Sep	Oct	Nov	Dec	Thru Jul	% Change	Trending	Total
2013	91	87	62	77	66	54	74	75	138	104	53	72	511			953
2014	48	93	75	48	40	60	56	-	-	-	-	-	420	-17.8%	▼	420

		Jan	Feb	Mar	Apr	May	Jun	Jul	Aug	Sep	Oct	Nov	Dec	Thru Jul	% Change	Trending	Total
Contested Divorce	2013	1	1	-	2	2	1	1	-	-	1	1	1	8			11
	2014	1	1	1	-	-	1	1	-	-	-	-	-	5	-37.5%	▼	5
Domestic and Family - Level 1	2013	-	-	-	-	3	4	2	-	2	2	1	2	9			16
	2014	-	-	-	-	-	2	3	-	-	-	-	-	5	-44.4%	▼	5
Domestic and Family - Lev	2013	-	1	-	-	3	1	-	-	1	-	1	1	5			8
	2014	-	-	-	1	-	-	-	-	-	-	-	-	1			1
General Civil - Level 2	2013	4	4	1	2	1	1	2	-	2	3	1	-	15			21
	2014	-	4	-	2	-	2	1	-	-	-	-	-	9	-40.0%	▼	9
General Civil - Level 3	2013	1	-	1	1	-	-	-	-	1	1	-	-	3			5
	2014	1	2	1	4	1	1	12	-	-	-	-	-	22	633.3%	▲	22
Miscellaneous	2013	62	56	44	37	31	24	18	28	27	31	32	38	272			428
	2014	25	35	49	23	24	21	29	-	-	-	-	-	206	-24.3%	▼	206
Misdemeanor	2013	2	4	3	8	2	2	4	10	8	10	8	7	25			68
	2014	6	1	10	3	5	5	-	-	-	-	-	-	30	20.0%	▲	30
Non-Capital Felonies and Related Matters	2013	12	14	9	10	14	10	37	29	91	48	6	19	106			299
	2014	10	41	5	8	5	23	5	-	-	-	-	-	97	-8.5%	▼	97
Other	2013	2	1	1	3	1	3	-	3	3	3	2	1	11			23
	2014	2	-	-	-	2	1	-	-	-	-	-	-	5	-54.5%	▼	5
Other Criminally Related Matters	2013	3	2	1	8	4	6	6	3	2	2	-	2	30			39
	2014	1	4	3	1	2	-	2	-	-	-	-	-	13	-56.7%	▼	13
Probates/Wills and Trusts	2013	-	2	-	1	-	-	-	1	1	-	-	-	3			5
Uncontested Divorce	2013	4	2	2	5	5	2	4	1	-	3	1	1	24			30
	2014	2	5	6	6	1	4	3	-	-	-	-	-	27	12.5%	▲	27

Type of Court: Circuit

Locale/Circuit: Dinwiddie 11

Start/End Date: Jan-13 / Jul-14

Type of Case: Filings

AVG. Month: 158

2013 AVG Month: 164

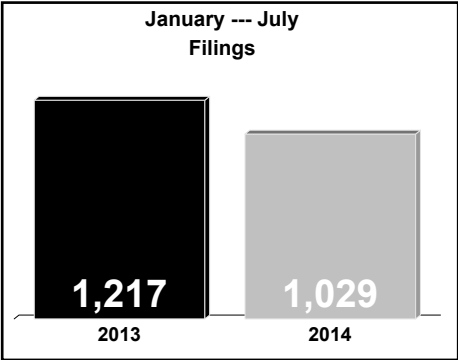
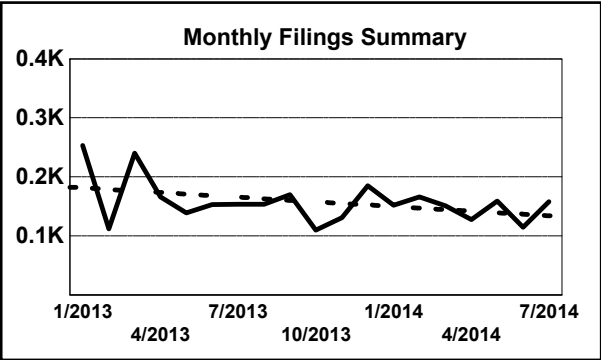
2014 AVG Month: 147

Jan-Jul 2013: 1,217

Jan-Jul 2014: 1,029

Filings Trending: Downward ▼

D
a
s
h
b
o
a
r
d



	Jan	Feb	Mar	Apr	May	Jun	<u>Jul</u>	Aug	Sep	Oct	Nov	Dec	Thru Jul	% Change	Trending	<u>Total</u>
2013	253	112	240	166	139	153	154	154	170	110	131	185	1,217			1,967
2014	152	166	151	128	159	115	158	-	-	-	-	-	1,029	-15.4%	▼	1,029

		Jan	Feb	Mar	Apr	May	Jun	<u>Jul</u>	Aug	Sep	Oct	Nov	Dec	Thru Jul	% Change	Trending	<u>Total</u>
Administrative Law	2013	-	-	-	-	-	1	1	-	-	-	-	-	2			2
	2014	-	-	-	-	-	1	-	-	-	-	-	-	1	-50.0%	▼	1
Contested Divorce	2013	4	2	5	5	4	1	-	-	-	4	-	2	21			27
	2014	2	3	3	4	2	2	7	-	-	-	-	-	23	9.5%	▲	23
Domestic and Family - Level 1	2013	7	1	2	4	2	1	4	11	5	7	5	5	21			54
	2014	4	2	4	3	5	1	-	-	-	-	-	-	19	-9.5%	▼	19
Domestic and Family - Level 2	2013	7	4	6	4	7	5	2	4	7	7	7	2	35			62
	2014	6	4	-	2	1	1	2	-	-	-	-	-	16	-54.3%	▼	16
General Civil - Level 1	2013	-	-	-	-	-	-	1	-	-	-	-	-	1			1
	2014	3	-	2	3	6	2	3	1	3	2	3	6	19			34
General Civil - Level 2	2013	3	-	2	3	6	2	3	1	3	2	3	6	19			34
	2014	6	-	3	10	9	3	1	-	-	-	-	-	32	68.4%	▲	32
General Civil - Level 3	2013	1	5	2	3	-	16	-	3	2	1	9	2	27			44
	2014	3	3	5	4	1	1	-	-	-	-	-	-	17	-37.0%	▼	17
Miscellaneous	2013	119	33	182	74	52	48	42	72	73	44	44	67	550			850
	2014	63	69	64	46	35	34	39	-	-	-	-	-	350	-36.4%	▼	350
Misdemeanor	2013	27	14	20	19	11	19	20	16	24	7	19	24	130			220
	2014	16	19	20	11	20	25	20	-	-	-	-	-	131	0.8%	▲	131
Non-Capital Felonies and Related Matters	2013	74	40	12	41	45	40	60	18	37	24	35	71	312			497
	2014	43	47	38	29	59	27	65	-	-	-	-	-	308	-1.3%	▼	308
Other	2013	-	-	1	-	-	-	-	-	-	-	1	-	1			2
	2014	-	-	-	-	6	4	10	-	-	-	-	-	20	1,900.0%	▲	20
Other Criminally Related Matters	2013	9	8	2	3	7	13	11	19	9	5	6	3	53			95
	2014	7	8	2	11	8	9	3	-	-	-	-	-	48	-9.4%	▼	48
Probates/Wills and Trusts - Level 1	2013	-	-	-	-	-	-	-	-	1	-	-	-	0			1
	2014	-	-	-	-	-	-	1	-	-	-	-	-	1	0.0%	↔	1
Probates/Wills and Trusts - Level 2	2013	-	-	2	1	1	1	1	-	1	-	1	-	6			8
	2014	1	2	2	1	-	1	2	-	-	-	-	-	9	50.0%	▲	9
Uncontested Divorce	2013	2	5	4	9	4	6	9	10	8	9	1	3	39			70
	2014	1	9	10	7	13	6	8	-	-	-	-	-	54	38.5%	▲	54

Type of Court: Circuit

Locale/Circuit: Nottoway 11

Start/End Date: Jan-13 / Jul-14

Type of Case: Filings

AVG. Month: 78

2013 AVG Month: 80

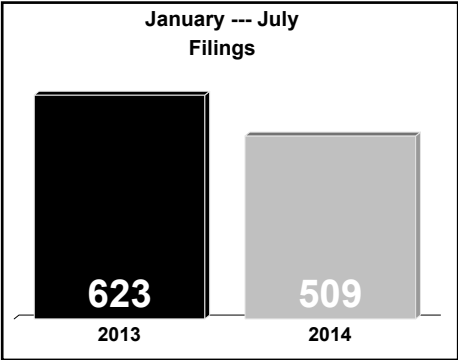
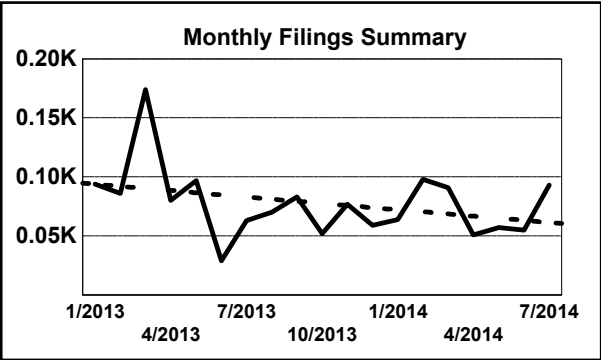
2014 AVG Month: 73

Jan-Jul 2013: 623

Jan-Jul 2014: 509

Filings Trending: Downward ▼

D
a
s
h
b
o
a
r
d



	Jan	Feb	Mar	Apr	May	Jun	Jul	Aug	Sep	Oct	Nov	Dec	Thru Jul	% Change	Trending	Total
2013	94	86	174	80	97	29	63	70	83	52	77	59	623			964
2014	64	98	91	51	57	55	93	-	-	-	-	-	509	-18.3%	▼	509

		Jan	Feb	Mar	Apr	May	Jun	Jul	Aug	Sep	Oct	Nov	Dec	Thru Jul	% Change	Trending	Total
Administrative Law	2013	2	-	-	-	-	-	1	1	-	-	-	-	3			4
Contested Divorce	2013	-	1	1	3	-	1	2	-	1	3	1	1	8			14
	2014	1	-	1	3	1	1	1	-	-	-	-	-	8	0.0%	↔	8
Domestic and Family - Level 1	2013	-	-	1	-	2	-	1	1	-	-	-	-	4			5
	2014	1	2	1	1	-	1	2	-	-	-	-	-	8	100.0%	▲	8
Domestic and Family - Level 2	2013	-	1	1	-	-	-	-	-	-	-	1	-	2			3
	2014	-	-	-	-	1	-	-	-	-	-	-	-	1	-50.0%	▼	1
General Civil - Level 1	2013	-	-	-	-	-	-	1	-	-	-	-	-	1			1
	2014	-	-	2	-	-	1	-	-	-	-	-	-	3	200.0%	▲	3
General Civil - Level 2	2013	4	1	3	-	-	2	1	4	2	2	1	3	11			23
	2014	3	3	5	-	2	8	-	-	-	-	-	-	21	90.9%	▲	21
General Civil - Level 3	2013	4	-	2	3	1	1	2	15	4	-	2	5	13			39
	2014	2	-	4	-	2	8	5	-	-	-	-	-	21	61.5%	▲	21
Miscellaneous	2013	54	56	37	31	27	9	18	23	24	27	23	20	232			349
	2014	22	43	38	25	12	14	24	-	-	-	-	-	178	-23.3%	▼	178
Misdemeanor	2013	5	8	15	7	8	8	7	7	5	5	17	10	58			102
	2014	4	9	18	5	11	8	11	-	-	-	-	-	66	13.8%	▲	66
Non-Capital Felonies and Related Matters	2013	20	11	100	31	54	4	26	15	44	13	28	16	246			362
	2014	24	31	15	11	21	9	42	-	-	-	-	-	153	-37.8%	▼	153
Other	2013	-	-	3	-	1	-	1	-	1	-	-	-	5			6
	2014	2	-	2	2	2	2	4	-	-	-	-	-	14	180.0%	▲	14
Other Criminally Related Matters	2013	4	4	6	-	2	1	-	1	-	1	3	3	17			25
	2014	1	6	2	2	-	2	1	-	-	-	-	-	14	-17.6%	▼	14
Probates/Wills and Trusts	2013	-	-	-	1	-	-	-	-	-	-	-	-	1			1
Probates/Wills and Trusts - Level 2	2013	-	1	-	3	-	1	-	1	-	1	-	-	5			7
	2014	-	-	-	1	-	-	-	-	-	-	-	-	1	-80.0%	▼	1
Protective Orders	2013	-	1	-	-	-	-	-	-	-	-	-	-	1			1
Uncontested Divorce	2013	1	2	5	1	2	2	3	2	2	-	1	1	16			22
	2014	4	4	3	1	5	1	3	-	-	-	-	-	21	31.3%	▲	21

Type of Court: Circuit

Locale/Circuit: Powhatan 11

Start/End Date: Jan-13 / Jul-14

Type of Case: Filings

AVG. Month: 122

2013 AVG Month: 123

2014 AVG Month: 119

Jan-Jul 2013: 932

Jan-Jul 2014: 833

Filings Trending: Downward ▼

D

a

s

h

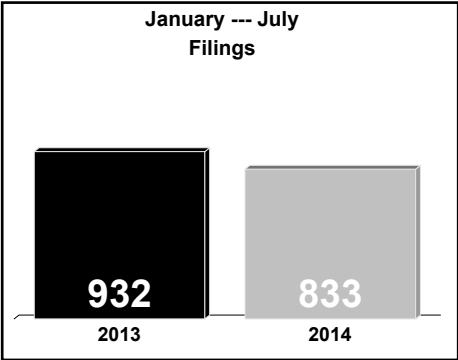
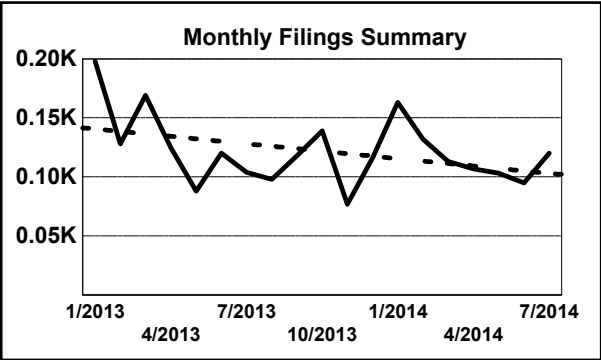
b

o

a

r

d

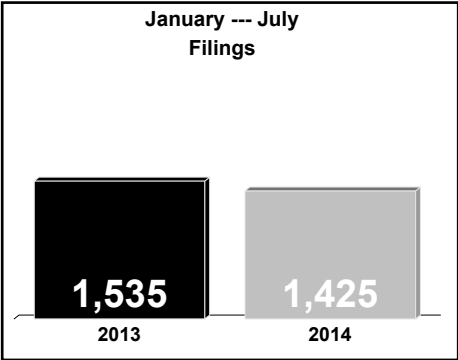
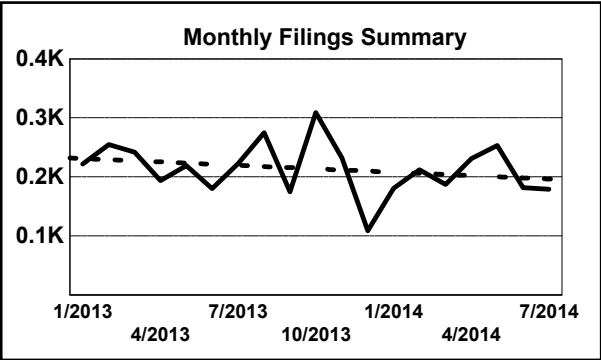


	Jan	Feb	Mar	Apr	May	Jun	Jul	Aug	Sep	Oct	Nov	Dec	Thru Jul	% Change	Trending	Total
2013	198	128	169	125	88	120	104	98	118	139	77	116	932			1,480
2014	163	132	113	107	103	95	120	-	-	-	-	-	833	-10.6%	▼	833

		Jan	Feb	Mar	Apr	May	Jun	Jul	Aug	Sep	Oct	Nov	Dec	Thru Jul	% Change	Trending	Total
Administrative Law	2013	1	1	-	-	-	-	-	-	-	-	-	-	2			2
	2014	1	-	-	-	-	-	-	-	-	-	-	-	1	-50.0%	▼	1
Contested Divorce	2013	4	1	1	3	6	6	4	2	2	5	4	1	25			39
	2014	6	5	4	1	2	1	6	-	-	-	-	-	25	0.0%	↔	25
Domestic and Family - Level 1	2013	-	-	-	-	-	-	1	-	-	-	-	-	1			1
	2014	-	-	-	-	1	-	-	-	-	-	-	-	1	0.0%	↔	1
Domestic and Family - Level 2	2013	-	-	1	-	-	-	-	-	-	1	1	-	1			3
	2014	-	-	-	2	1	-	-	-	-	-	-	-	3	200.0%	▲	3
General Civil - Level 1	2013	-	-	-	-	-	2	1	-	-	-	1	-	3			4
	2014	-	-	1	-	-	-	-	-	-	-	-	-	1	-66.7%	▼	1
General Civil - Level 2	2013	3	3	5	6	4	5	8	4	8	8	5	4	34			63
	2014	-	2	5	5	5	2	7	-	-	-	-	-	26	-23.5%	▼	26
General Civil - Level 3	2013	1	1	4	1	2	1	3	-	3	1	2	1	13			20
	2014	2	1	2	1	6	-	1	-	-	-	-	-	13	0.0%	↔	13
Miscellaneous	2013	146	99	126	59	64	52	48	63	72	77	50	70	594			926
	2014	118	92	80	66	48	49	70	-	-	-	-	-	523	-12.0%	▼	523
Misdemeanor	2013	5	-	7	2	2	5	4	6	11	5	2	5	25			54
	2014	5	2	2	5	7	5	5	-	-	-	-	-	31	24.0%	▲	31
Non-Capital Felonies and Related Matters	2013	24	9	19	36	3	37	22	12	17	31	3	27	150			240
	2014	14	17	8	15	18	27	17	-	-	-	-	-	116	-22.7%	▼	116
Other	2013	4	-	1	3	-	4	-	1	-	2	1	1	12			17
	2014	1	1	3	1	3	2	8	-	-	-	-	-	19	58.3%	▲	19
Other Criminally Related Matters	2013	3	2	1	1	3	3	5	3	1	2	2	-	18			26
	2014	4	2	1	-	3	-	1	-	-	-	-	-	11	-38.9%	▼	11
Probates/Wills and Trusts	2013	-	2	-	-	-	-	-	-	-	-	-	-	2			2
Probates/Wills and Trusts - Level 2	2013	2	-	-	-	-	-	2	1	-	1	1	-	4			7
	2014	-	1	-	2	-	-	-	-	-	-	-	-	3	-25.0%	▼	3
Uncontested Divorce	2013	5	10	4	14	4	5	6	6	4	6	5	7	48			76
	2014	12	9	7	9	9	9	5	-	-	-	-	-	60	25.0%	▲	60

Type of Court: Circuit
Locale/Circuit: Petersburg 11
Start/End Date: Jan-13 / Jul-14
Type of Case: Filings
AVG. Month: 214
2013 AVG Month: 220
2014 AVG Month: 204
Jan-Jul 2013: 1,535
Jan-Jul 2014: 1,425
Filings Trending: Downward ▼

D
a
s
h
b
o
a
r
d



	Jan	Feb	Mar	Apr	May	Jun	Jul	Aug	Sep	Oct	Nov	Dec	Thru Jul	% Change	Trending	Total
2013	222	255	242	194	219	180	223	275	175	309	232	109	1,535			2,635
2014	181	212	187	231	253	182	179	-	-	-	-	-	1,425	-7.2%	▼	1,425

		Jan	Feb	Mar	Apr	May	Jun	Jul	Aug	Sep	Oct	Nov	Dec	Thru Jul	% Change	Trending	Total
Administrative Law	2013	-	1	2	1	-	1	-	-	2	-	1	-	5			8
	2014	-	-	-	-	-	1	-	-	-	-	-	-	1	-80.0%	▼	1
Contested Divorce	2013	2	4	5	4	3	2	3	1	2	3	2	1	23			32
	2014	1	1	4	5	4	2	2	-	-	-	-	-	19	-17.4%	▼	19
Domestic and Family - Level 1	2013	5	3	6	1	11	1	4	13	5	9	4	3	31			65
	2014	3	3	4	3	2	-	-	-	-	-	-	-	15	-51.6%	▼	15
Domestic and Family - Level 2	2013	1	-	1	1	-	1	4	3	2	1	2	-	8			16
	2014	4	2	-	2	2	-	-	-	-	-	-	-	10	25.0%	▲	10
General Civil - Level 1	2013	2	1	1	-	-	-	-	1	1	1	1	-	4			8
	2014	1	-	1	1	2	-	-	-	-	-	-	-	5	25.0%	▲	5
General Civil - Level 2	2013	9	8	12	8	7	9	11	16	9	13	10	5	64			117
	2014	11	7	9	13	8	7	8	-	-	-	-	-	63	-1.6%	▼	63
General Civil - Level 3	2013	6	21	7	9	6	7	9	8	9	7	16	12	65			117
	2014	4	12	7	5	7	5	3	-	-	-	-	-	43	-33.8%	▼	43
Miscellaneous	2013	44	51	40	42	52	49	25	35	25	40	34	26	303			463
	2014	39	51	41	39	35	38	48	-	-	-	-	-	291	-4.0%	▼	291
Misdemeanor	2013	19	24	20	27	25	31	23	37	33	17	21	17	169			294
	2014	26	22	13	18	48	36	15	-	-	-	-	-	178	5.3%	▲	178
Non-Capital Felonies and Related Matters	2013	117	88	109	74	92	57	116	124	75	173	96	32	653			1,153
	2014	72	95	99	116	117	72	76	-	-	-	-	-	647	-0.9%	▼	647
Other	2013	-	-	-	-	1	1	4	-	1	2	1	1	6			11
	2014	-	-	-	1	1	7	5	-	-	-	-	-	14	133.3%	▲	14
Other Criminally Related Matters	2013	11	47	27	17	16	16	15	30	8	34	32	10	149			263
	2014	13	9	2	19	17	7	11	-	-	-	-	-	78	-47.7%	▼	78
Probates/Wills and Trusts	2014	-	-	-	-	-	-	1	-	-	-	-	-	1			1
Probates/Wills and Trusts - Level 2	2013	1	1	1	2	-	1	1	1	-	1	1	-	7			10
	2014	2	2	2	-	1	1	3	-	-	-	-	-	11	57.1%	▲	11
Uncontested Divorce	2013	5	6	11	8	6	4	8	6	3	8	11	2	48			78
	2014	5	8	5	9	9	6	7	-	-	-	-	-	49	2.1%	▲	49

Type of Court: Circuit

Locale/Circuit: Chesterfield 12

Start/End Date: Jan-13 / Jul-14

Type of Case: Filings

AVG. Month: 1,321

2013 AVG Month: 1,329

2014 AVG Month: 1,307

Jan-Jul 2013: 10,084

Jan-Jul 2014: 9,152

Filings Trending: Downward ▼

D

a

s

h

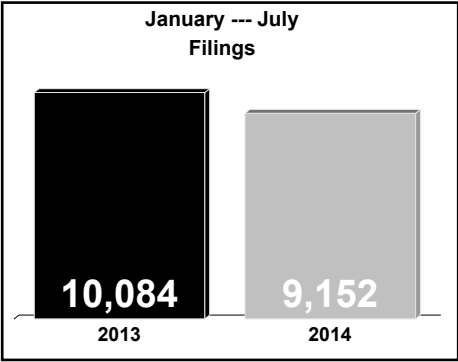
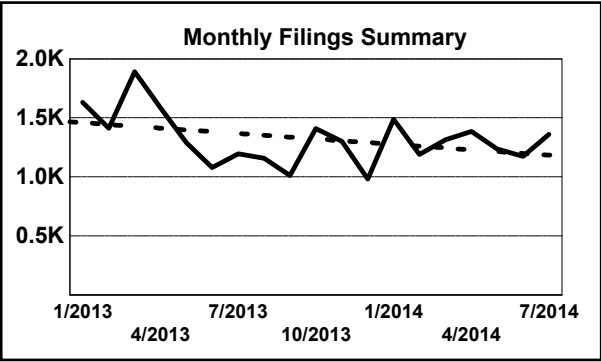
b

o

a

r

d



	Jan	Feb	Mar	Apr	May	Jun	Jul	Aug	Sep	Oct	Nov	Dec	Thru Jul	% Change	Trending	Total
2013	1,630	1,413	1,890	1,586	1,290	1,079	1,196	1,158	1,011	1,409	1,302	981	10,084			15,945
2014	1,489	1,191	1,316	1,384	1,237	1,173	1,362	-	-	-	-	-	9,152	-9.2%	▼	9,152

		Jan	Feb	Mar	Apr	May	Jun	Jul	Aug	Sep	Oct	Nov	Dec	Thru Jul	% Change	Trending	Total
Administrative Law	2013	1	2	1	-	2	2	1	4	-	1	1	-	9			15
	2014	2	-	3	1	1	-	2	-	-	-	-	-	9	0.0%	↔	9
Contested Divorce	2013	24	24	28	36	41	34	41	24	39	30	27	29	228			377
	2014	32	29	36	41	36	34	34	-	-	-	-	-	242	6.1%	▲	242
Domestic and Family - Level 1	2013	16	17	40	40	28	23	22	41	22	19	49	39	186			356
	2014	30	25	28	38	17	23	22	-	-	-	-	-	183	-1.6%	▼	183
Domestic and Family - Level 2	2013	5	8	7	8	13	5	7	4	5	4	3	3	53			72
	2014	9	9	12	11	5	5	5	-	-	-	-	-	56	5.7%	▲	56
General Civil - Level 1	2013	3	1	1	3	4	3	1	-	2	-	5	2	16			25
	2014	-	-	-	-	-	2	1	-	-	-	-	-	3	-81.3%	▼	3
General Civil - Level 2	2013	50	38	50	49	50	54	61	77	53	57	70	73	352			682
	2014	61	46	52	59	71	52	58	-	-	-	-	-	399	13.4%	▲	399
General Civil - Level 3	2013	19	15	13	29	33	28	17	23	24	14	21	21	154			257
	2014	33	21	15	18	11	28	28	-	-	-	-	-	154	0.0%	↔	154
Miscellaneous	2013	985	726	1,063	845	451	329	430	374	261	566	493	352	4,829			6,875
	2014	584	462	462	562	471	379	389	-	-	-	-	-	3,309	-31.5%	▼	3,309
Misdemeanor	2013	132	167	188	122	146	157	145	155	95	244	172	94	1,057			1,817
	2014	223	127	173	152	106	127	204	-	-	-	-	-	1,112	5.2%	▲	1,112
Non-Capital Felonies and Related Matters	2013	279	270	347	309	389	294	321	305	376	317	353	237	2,209			3,797
	2014	354	296	350	331	354	341	419	-	-	-	-	-	2,445	10.7%	▲	2,445
Other	2013	26	28	30	35	25	31	29	27	22	29	20	35	204			337
	2014	46	31	35	29	47	64	57	-	-	-	-	-	309	51.5%	▲	309
Other Criminally Related Matters	2013	15	34	33	28	30	30	34	42	24	44	22	26	204			362
	2014	40	37	46	35	36	34	61	-	-	-	-	-	289	41.7%	▲	289
Probates/Wills and Trusts - Level 1	2013	1	-	1	2	-	-	2	1	3	1	1	1	6			13
	2014	2	1	2	2	-	-	3	-	-	-	-	-	10	66.7%	▲	10
Probates/Wills and Trusts - Level 2	2013	4	10	7	8	7	10	4	3	8	7	6	2	50			76
	2014	9	8	12	5	11	3	5	-	-	-	-	-	53	6.0%	▲	53
Protective Orders	2013	-	-	-	-	-	-	-	-	-	3	-	1	0			4
	2014	-	-	-	-	-	2	2	-	-	-	-	-	4	0.0%	↔	4
Uncontested Divorce	2013	70	73	81	72	71	79	81	78	77	73	59	66	527			880
	2014	64	99	90	100	71	79	72	-	-	-	-	-	575	9.1%	▲	575

Type of Court: Circuit

Locale/Circuit: Colonial Heights 12

Start/End Date: Jan-13 / Jul-14

Type of Case: Filings

AVG. Month: 170

2013 AVG Month: 175

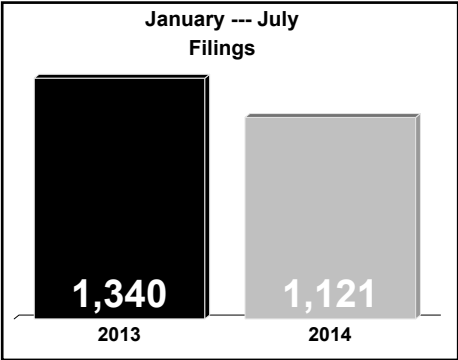
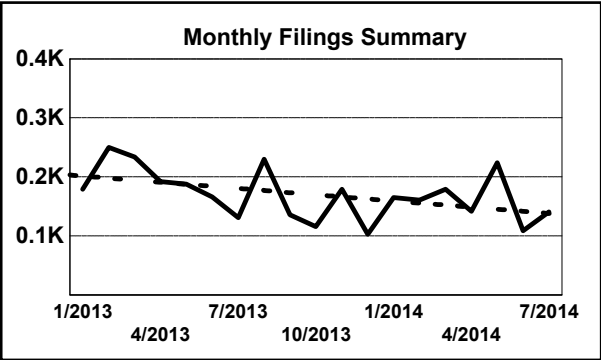
2014 AVG Month: 160

Jan-Jul 2013: 1,340

Jan-Jul 2014: 1,121

Filings Trending: Downward ▼

D
a
s
h
b
o
a
r
d



	Jan	Feb	Mar	Apr	May	Jun	Jul	Aug	Sep	Oct	Nov	Dec	Thru Jul	% Change	Trending	Total
2013	179	250	234	192	188	166	131	230	136	116	179	103	1,340			2,104
2014	165	161	179	142	224	109	141	-	-	-	-	-	1,121	-16.3%	▼	1,121

		Jan	Feb	Mar	Apr	May	Jun	Jul	Aug	Sep	Oct	Nov	Dec	Thru Jul	% Change	Trending	Total
Administrative Law	2013	-	1	-	-	-	-	1	-	-	-	-	-	2			2
	2014	-	-	-	1	1	-	-	-	-	-	-	-	2	0.0%	↔	2
Contested Divorce	2013	2	1	5	3	2	2	2	2	2	-	2	1	17			24
	2014	2	2	4	4	4	2	4	-	-	-	-	-	22	29.4%	▲	22
Domestic and Family - Level 1	2013	2	1	2	1	4	-	1	-	3	2	1	2	11			19
	2014	1	2	1	2	2	1	-	-	-	-	-	-	9	-18.2%	▼	9
Domestic and Family - Level 2	2013	-	1	1	-	-	-	-	1	-	1	1	1	2			6
	2014	2	1	-	1	1	-	-	-	-	-	-	-	5	150.0%	▲	5
General Civil - Level 1	2014	-	1	-	-	-	-	-	-	-	-	-	-	1			1
	2013	2	2	5	4	6	3	2	5	4	3	5	1	24			42
General Civil - Level 2	2014	1	4	3	-	5	1	6	-	-	-	-	-	20	-16.7%	▼	20
	2013	2	2	4	-	5	1	6	-	1	-	-	1	20			22
General Civil - Level 3	2014	1	-	2	1	-	1	2	-	-	-	-	-	7	-65.0%	▼	7
	2013	82	45	54	58	22	29	28	40	20	28	23	36	318			465
Miscellaneous	2014	41	32	36	27	26	22	34	-	-	-	-	-	218	-31.4%	▼	218
	2013	22	54	67	44	58	53	34	48	26	34	34	28	332			502
Misdemeanor	2014	27	28	37	29	39	24	17	-	-	-	-	-	201	-39.5%	▼	201
	2013	41	112	54	58	50	58	37	108	51	28	91	20	410			708
Non-Capital Felonies and Related Matters	2014	70	66	64	43	117	38	61	-	-	-	-	-	459	12.0%	▲	459
	2013	8	13	14	9	13	9	9	7	17	8	7	6	75			120
Other	2014	9	13	9	12	11	9	6	-	-	-	-	-	69	-8.0%	▼	69
	2013	6	10	21	9	15	6	8	13	9	9	13	5	75			124
Other Criminally Related Matters	2014	5	2	12	13	11	5	5	-	-	-	-	-	53	-29.3%	▼	53
	2013	1	-	-	-	1	-	-	-	-	1	-	-	2			3
Probates/Wills and Trusts - Level 1	2014	1	-	-	-	-	-	-	-	-	-	-	-	1	-50.0%	▼	1
	2013	1	1	2	-	1	1	-	1	-	1	-	-	6			8
Probates/Wills and Trusts - Level 2	2014	-	-	1	2	-	1	-	-	-	-	-	-	4	-33.3%	▼	4
	2013	2	-	-	1	1	-	-	1	-	-	-	-	4			5
Protective Orders	2014	-	-	1	-	-	-	-	-	-	-	-	-	1	-75.0%	▼	1
	2013	8	7	5	5	10	4	3	4	3	1	2	2	42			54
Uncontested Divorce	2014	5	10	9	7	7	5	6	-	-	-	-	-	49	16.7%	▲	49

Type of Court: Circuit

Locale/Circuit: Richmond 13

Start/End Date: Jan-13 / Jul-14

Type of Case: Filings

AVG. Month: 1,254

2013 AVG Month: 1,259

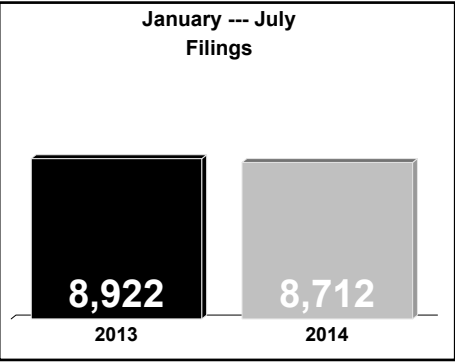
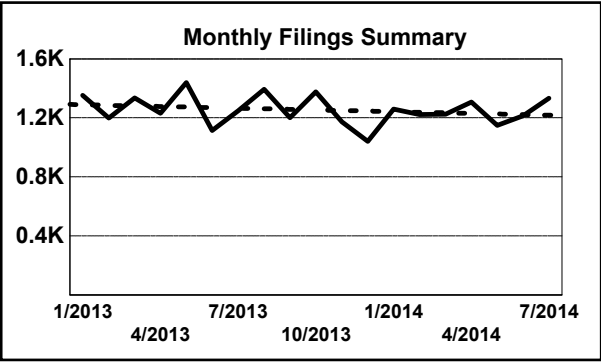
2014 AVG Month: 1,245

Jan-Jul 2013: 8,922

Jan-Jul 2014: 8,712

Filings Trending: Steady ↔

D
a
s
h
b
o
a
r
d



	Jan	Feb	Mar	Apr	May	Jun	Jul	Aug	Sep	Oct	Nov	Dec	Thru Jul	% Change	Trending	Total
2013	1,353	1,199	1,336	1,231	1,439	1,115	1,249	1,393	1,201	1,376	1,172	1,041	8,922			15,105
2014	1,260	1,223	1,224	1,308	1,150	1,215	1,332	-	-	-	-	-	8,712	-2.4%	▼	8,712

		Jan	Feb	Mar	Apr	May	Jun	Jul	Aug	Sep	Oct	Nov	Dec	Thru Jul	% Change	Trending	Total
Administrative Law	2013	3	2	1	1	3	2	1	1	4	6	3	1	13			28
	2014	5	2	4	2	2	5	4	-	-	-	-	-	24	84.6%	▲	24
Capital Murder	2013	-	-	-	-	-	-	1	1	-	-	-	-	1			2
Contested Divorce	2013	5	18	15	18	19	20	12	19	13	11	17	13	107			180
	2014	13	14	22	14	23	10	14	-	-	-	-	-	110	2.8%	▲	110
Domestic and Family - Level 1	2013	13	40	17	19	9	27	10	15	12	13	11	7	135			193
	2014	11	11	8	6	32	17	13	-	-	-	-	-	98	-27.4%	▼	98
Domestic and Family - Level 2	2013	7	8	8	4	5	3	7	7	7	5	3	9	42			73
	2014	6	9	10	10	13	13	7	-	-	-	-	-	68	61.9%	▲	68
General Civil - Level 1	2013	9	7	7	8	16	13	6	7	6	4	3	6	66			92
	2014	8	10	3	2	4	6	12	-	-	-	-	-	45	-31.8%	▼	45
General Civil - Level 2	2013	120	124	105	105	115	126	91	93	127	108	107	90	786			1,311
	2014	123	102	89	95	101	109	95	-	-	-	-	-	714	-9.2%	▼	714
General Civil - Level 3	2013	39	24	38	29	34	24	32	36	47	49	40	43	220			435
	2014	36	44	39	42	29	32	36	-	-	-	-	-	258	17.3%	▲	258
Miscellaneous	2013	273	278	258	242	220	196	271	338	260	239	180	235	1,738			2,990
	2014	267	270	279	270	208	253	255	-	-	-	-	-	1,802	3.7%	▲	1,802
Misdemeanor	2013	116	77	130	85	148	83	91	79	78	107	101	106	730			1,201
	2014	101	113	94	120	124	121	104	-	-	-	-	-	777	6.4%	▲	777
Non-Capital Felonies and Related Matters	2013	534	399	479	460	574	396	468	552	394	560	499	318	3,310			5,633
	2014	434	394	461	462	372	422	496	-	-	-	-	-	3,041	-8.1%	▼	3,041
Other	2013	166	153	178	200	175	156	186	158	177	185	154	139	1,214			2,027
	2014	161	134	143	175	153	163	209	-	-	-	-	-	1,138	-6.3%	▼	1,138
Other Criminally Related Matters	2013	18	21	49	9	83	32	31	48	37	47	26	45	243			446
	2014	53	48	10	56	40	25	38	-	-	-	-	-	270	11.1%	▲	270
Probates/Wills and Trusts - Level 1	2013	-	-	-	-	1	-	-	-	-	-	-	-	1			1
	2014	-	-	1	-	1	-	1	-	-	-	-	-	3	200.0%	▲	3
Probates/Wills and Trusts - Level 2	2013	14	7	6	9	5	8	13	4	12	6	7	6	62			97
	2014	13	15	8	10	8	8	9	-	-	-	-	-	71	14.5%	▲	71
Uncontested Divorce	2013	36	41	45	42	32	29	29	35	27	36	21	23	254			396
	2014	29	57	53	44	40	31	39	-	-	-	-	-	293	15.4%	▲	293

Type of Court: Circuit

Locale/Circuit: Henrico 14

Start/End Date: Jan-13 / Jul-14

Type of Case: Filings

AVG. Month: 1,051

2013 AVG Month: 1,070

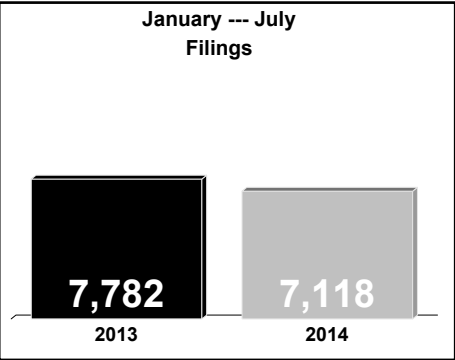
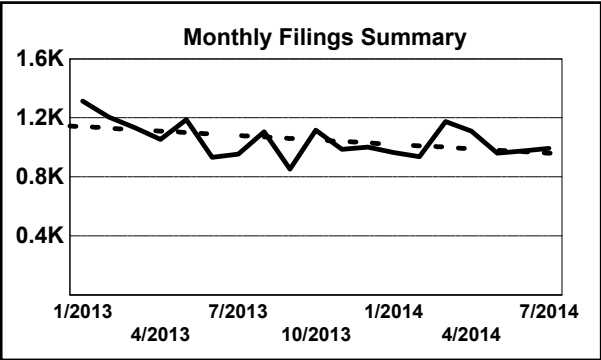
2014 AVG Month: 1,017

Jan-Jul 2013: 7,782

Jan-Jul 2014: 7,118

Filings Trending: Downward ▼

D
a
s
h
b
o
a
r
d



	Jan	Feb	Mar	Apr	May	Jun	Jul	Aug	Sep	Oct	Nov	Dec	Thru Jul	% Change	Trending	Total
2013	1,314	1,205	1,133	1,054	1,189	932	955	1,105	852	1,117	986	1,003	7,782			12,845
2014	966	937	1,176	1,110	960	976	993	-	-	-	-	-	7,118	-8.5%	▼	7,118

		Jan	Feb	Mar	Apr	May	Jun	Jul	Aug	Sep	Oct	Nov	Dec	Thru Jul	% Change	Trending	Total
Administrative Law	2013	-	-	-	-	2	2	-	-	-	2	2	1	4			9
	2014	-	3	2	4	1	4	-	-	-	-	-	-	14	250.0%	▲	14
Contested Divorce	2013	20	24	43	25	31	34	39	35	21	32	25	20	216			349
	2014	33	33	32	33	23	20	25	-	-	-	-	-	199	-7.9%	▼	199
Domestic and Family - Level 1	2013	12	19	25	20	19	18	1	26	20	26	19	16	114			221
	2014	22	19	23	9	19	12	5	-	-	-	-	-	109	-4.4%	▼	109
Domestic and Family - Level 2	2013	6	2	5	3	8	6	9	12	12	13	9	12	39			97
	2014	11	8	13	13	8	9	13	-	-	-	-	-	75	92.3%	▲	75
General Civil - Level 1	2013	1	-	3	3	3	3	6	2	4	4	3	2	19			34
	2014	2	-	2	3	3	1	1	-	-	-	-	-	12	-36.8%	▼	12
General Civil - Level 2	2013	78	53	67	58	69	58	42	53	52	84	152	109	425			875
	2014	34	50	66	100	85	70	58	-	-	-	-	-	463	8.9%	▲	463
General Civil - Level 3	2013	24	16	20	18	26	23	26	27	27	23	16	16	153			262
	2014	17	20	16	25	26	14	11	-	-	-	-	-	129	-15.7%	▼	129
Miscellaneous	2013	623	519	503	396	334	228	285	296	250	321	295	350	2,888			4,400
	2014	362	359	356	344	251	289	300	-	-	-	-	-	2,261	-21.7%	▼	2,261
Misdemeanor	2013	116	133	105	101	137	109	146	110	109	109	94	121	847			1,390
	2014	72	116	96	130	116	134	120	-	-	-	-	-	784	-7.4%	▼	784
Non-Capital Felonies and Related Matters	2013	302	302	213	293	390	321	250	401	248	371	246	241	2,071			3,578
	2014	297	194	385	290	286	282	278	-	-	-	-	-	2,012	-2.8%	▼	2,012
Other	2013	32	35	23	18	30	23	24	21	22	32	23	23	185			306
	2014	33	53	35	41	34	51	54	-	-	-	-	-	301	62.7%	▲	301
Other Criminally Related Matters	2013	39	34	37	41	43	27	45	40	25	37	29	38	266			435
	2014	26	24	47	35	42	27	51	-	-	-	-	-	252	-5.3%	▼	252
Probates/Wills and Trusts - Level 1	2013	1	-	2	1	-	-	-	-	1	-	-	-	4			5
	2014	-	-	1	1	-	-	-	-	-	-	-	-	2	-50.0%	▼	2
Probates/Wills and Trusts - Level 2	2013	8	7	9	4	16	6	9	7	4	3	6	7	59			86
	2014	5	7	7	4	4	11	8	-	-	-	-	-	46	-22.0%	▼	46
Protective Orders	2013	1	3	2	3	4	5	8	2	-	-	-	-	26			28
Uncontested Divorce	2013	51	58	76	70	77	69	65	73	57	60	67	47	466			770
	2014	52	51	95	78	62	52	69	-	-	-	-	-	459	-1.5%	▼	459

Type of Court: Circuit

Locale/Circuit: Caroline 15

Start/End Date: Jan-13 / Jul-14

Type of Case: Filings

AVG. Month: 191

2013 AVG Month: 199

2014 AVG Month: 176

Jan-Jul 2013: 1,687

Jan-Jul 2014: 1,233

Filings Trending: Downward ▼

D

a

s

h

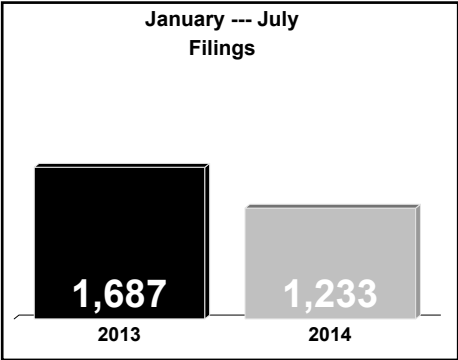
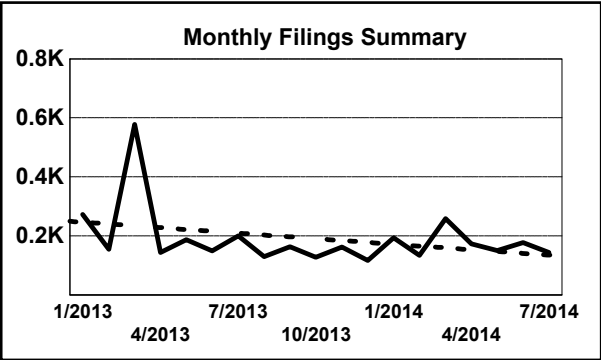
b

o

a

r

d

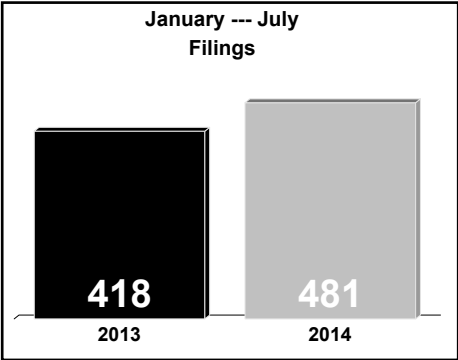
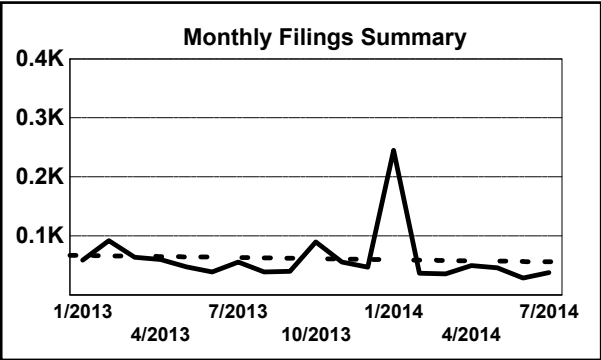


	Jan	Feb	Mar	Apr	May	Jun	Jul	Aug	Sep	Oct	Nov	Dec	Thru Jul	% Change	Trending	Total
2013	273	155	578	144	187	150	200	130	164	128	163	117	1,687			2,389
2014	194	134	259	173	151	178	144	-	-	-	-	-	1,233	-26.9%	▼	1,233

		Jan	Feb	Mar	Apr	May	Jun	Jul	Aug	Sep	Oct	Nov	Dec	Thru Jul	% Change	Trending	Total
Administrative Law	2013	-	-	-	-	-	-	1	-	1	-	-	-	1			2
Contested Divorce	2013	1	2	1	-	3	2	9	1	-	1	2	2	18			24
	2014	1	5	5	3	2	-	-	-	-	-	-	-	16	-11.1%	▼	16
Domestic and Family - Level 1	2013	1	4	4	4	1	2	3	2	2	1	3	2	19			29
	2014	2	4	2	7	4	4	7	-	-	-	-	-	30	57.9%	▲	30
Domestic and Family - Level 2	2013	2	-	-	-	1	1	2	-	1	-	-	-	6			7
	2014	-	1	1	2	2	-	1	-	-	-	-	-	7	16.7%	▲	7
General Civil - Level 1	2013	-	-	-	-	1	-	-	-	-	-	-	-	1			1
	2014	-	-	1	-	1	-	-	-	-	-	-	-	2	100.0%	▲	2
General Civil - Level 2	2013	6	7	2	5	9	5	10	10	9	6	10	5	44			84
	2014	5	5	9	4	5	4	9	-	-	-	-	-	41	-6.8%	▼	41
General Civil - Level 3	2013	4	7	4	3	-	4	2	1	2	1	-	3	24			31
	2014	-	-	7	2	-	1	1	-	-	-	-	-	11	-54.2%	▼	11
Miscellaneous	2013	125	81	88	56	57	48	40	44	54	41	50	54	495			738
	2014	55	57	72	55	37	47	33	-	-	-	-	-	356	-28.1%	▼	356
Misdemeanor	2013	17	8	23	11	34	11	13	10	11	13	24	9	117			184
	2014	24	4	32	19	16	18	16	-	-	-	-	-	129	10.3%	▲	129
Non-Capital Felonies and Related Matters	2013	96	34	440	49	68	61	90	27	48	40	59	25	838			1,037
	2014	91	40	108	62	58	74	50	-	-	-	-	-	483	-42.4%	▼	483
Other	2013	10	4	3	8	7	10	14	26	27	12	9	8	56			138
	2014	9	16	11	8	20	19	14	-	-	-	-	-	97	73.2%	▲	97
Other Criminally Related Matters	2013	6	4	4	1	4	2	10	4	7	9	4	3	31			58
	2014	4	1	4	7	4	4	4	-	-	-	-	-	28	-9.7%	▼	28
Probates/Wills and Trusts - Level 2	2013	-	2	2	4	-	1	2	1	1	1	-	-	11			14
	2014	-	-	1	1	-	1	1	-	-	-	-	-	4	-63.6%	▼	4
Uncontested Divorce	2013	5	2	7	3	2	3	4	4	1	3	2	6	26			42
	2014	3	1	6	3	2	6	8	-	-	-	-	-	29	11.5%	▲	29

Type of Court: Circuit
Locale/Circuit: Essex 15
Start/End Date: Jan-13 / Jul-14
Type of Case: Filings
AVG. Month: 62
2013 AVG Month: 58
2014 AVG Month: 69
Jan-Jul 2013: 418
Jan-Jul 2014: 481
Filings Trending: Upward ▲

D
a
s
h
b
o
a
r
d



	Jan	Feb	Mar	Apr	May	Jun	Jul	Aug	Sep	Oct	Nov	Dec	Thru Jul	% Change	Trending	Total
2013	59	92	64	60	48	39	56	39	40	90	56	47	418			690
2014	245	37	36	50	46	29	38	-	-	-	-	-	481	15.1%	▲	481

		Jan	Feb	Mar	Apr	May	Jun	Jul	Aug	Sep	Oct	Nov	Dec	Thru Jul	% Change	Trending	Total
Contested Divorce	2013	-	-	4	2	4	1	1	2	1	-	1	-	12			16
	2014	-	1	3	-	1	3	-	-	-	-	-	-	8	-33.3%	▼	8
Domestic and Family - Level 1	2013	-	-	1	-	1	-	1	-	2	-	-	-	3			5
	2014	-	-	-	1	5	-	-	-	-	-	-	-	6	100.0%	▲	6
Domestic and Family - Level 2	2013	-	-	1	-	1	-	-	-	1	-	-	-	2			3
	2014	-	-	-	-	1	-	-	-	-	-	-	-	1	-50.0%	▼	1
General Civil - Level 1	2014	-	-	1	-	-	-	-	-	-	-	-	-	1			1
General Civil - Level 2	2013	1	2	3	4	2	3	2	-	-	3	-	2	17			22
	2014	1	2	3	2	2	1	-	-	-	-	-	-	11	-35.3%	▼	11
General Civil - Level 3	2013	3	1	1	7	-	-	-	-	-	-	1	-	12			13
	2014	1	4	2	1	1	-	-	-	-	-	-	-	9	-25.0%	▼	9
Miscellaneous	2013	40	26	36	10	21	21	17	24	22	19	20	20	171			276
	2014	24	19	14	18	20	11	14	-	-	-	-	-	120	-29.8%	▼	120
Misdemeanor	2013	5	10	3	10	5	2	7	6	3	8	-	4	42			63
	2014	1	3	3	-	-	2	4	-	-	-	-	-	13	-69.0%	▼	13
Non-Capital Felonies and Related Matters	2013	6	43	10	18	6	7	22	3	8	58	30	16	112			227
	2014	218	2	-	24	4	7	12	-	-	-	-	-	267	138.4%	▲	267
Other	2013	-	1	-	-	-	1	1	-	-	-	-	-	3			3
Other Criminally Related Matters	2013	2	6	2	6	3	1	2	4	1	2	3	2	22			34
	2014	-	3	5	1	9	2	3	-	-	-	-	-	23	4.5%	▲	23
Probates/Wills and Trusts - Level 1	2013	-	2	-	-	-	-	-	-	-	-	-	1	2			3
	2014	-	-	1	-	-	-	-	-	-	-	-	-	1	-50.0%	▼	1
Probates/Wills and Trusts - Level 2	2013	-	-	-	-	-	1	-	-	-	-	-	-	1			1
	2014	-	-	-	-	1	-	-	-	-	-	-	-	1	0.0%	↔	1
Uncontested Divorce	2013	2	1	3	3	5	2	3	-	2	-	1	2	19			24
	2014	-	3	4	3	2	3	5	-	-	-	-	-	20	5.3%	▲	20

Type of Court: Circuit

Locale/Circuit: Hanover 15

Start/End Date: Jan-13 / Jul-14

Type of Case: Filings

AVG. Month: 528

2013 AVG Month: 549

2014 AVG Month: 491

Jan-Jul 2013: 4,111

Jan-Jul 2014: 3,438

Filings Trending: Downward ▼

D

a

s

h

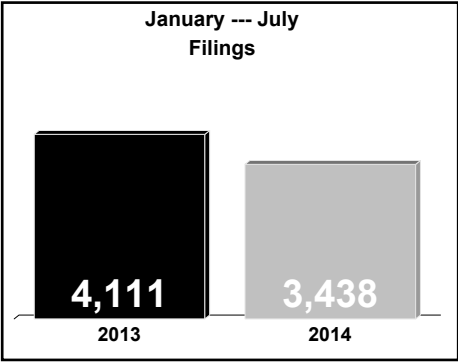
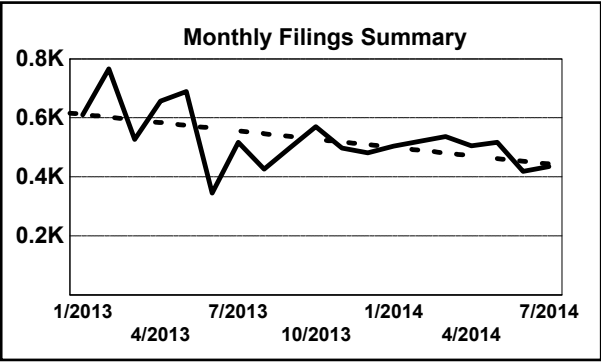
b

o

a

r

d

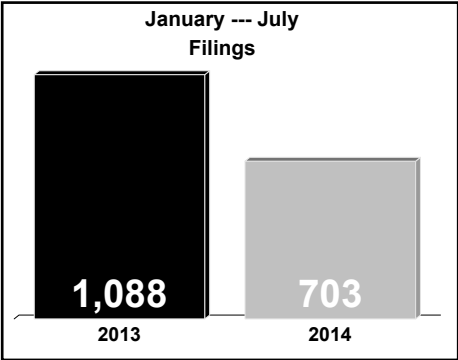
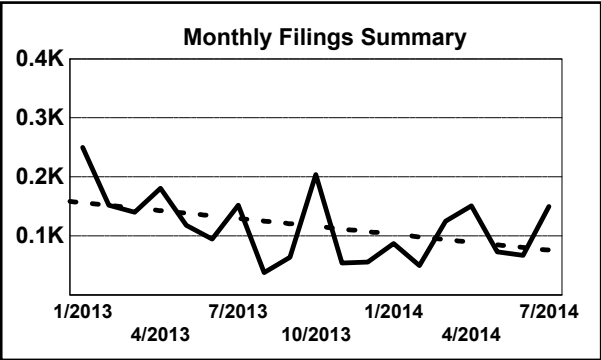


	Jan	Feb	Mar	Apr	May	Jun	Jul	Aug	Sep	Oct	Nov	Dec	Thru Jul	% Change	Trending	Total
2013	610	766	527	657	689	345	517	426	499	570	498	482	4,111			6,586
2014	504	521	537	505	517	419	435	-	-	-	-	-	3,438	-16.4%	▼	3,438

		Jan	Feb	Mar	Apr	May	Jun	Jul	Aug	Sep	Oct	Nov	Dec	Thru Jul	% Change	Trending	Total
Administrative Law	2013	-	-	-	-	-	-	1	1	-	1	-	-	1			3
	2014	-	-	1	-	1	-	-	-	-	-	-	-	2	100.0%	▲	2
Contested Divorce	2013	30	32	36	28	24	17	21	22	19	17	15	10	188			271
	2014	15	22	25	24	14	15	22	-	-	-	-	-	137	-27.1%	▼	137
Domestic and Family - Level 1	2013	8	8	10	6	13	7	10	9	11	10	6	12	62			110
	2014	7	8	16	13	8	4	4	-	-	-	-	-	60	-3.2%	▼	60
Domestic and Family - Level 2	2013	1	4	1	3	3	8	4	1	3	6	8	9	24			51
	2014	3	1	3	2	5	4	1	-	-	-	-	-	19	-20.8%	▼	19
General Civil - Level 1	2013	-	-	1	-	1	-	-	-	-	-	-	1	2			3
	2014	-	1	-	-	-	-	-	-	-	-	-	-	1	-50.0%	▼	1
General Civil - Level 2	2013	9	9	11	11	14	15	12	13	12	13	38	22	81			179
	2014	8	11	15	23	25	15	15	-	-	-	-	-	112	38.3%	▲	112
General Civil - Level 3	2013	6	13	11	9	7	1	6	7	12	14	8	10	53			104
	2014	9	7	12	5	6	5	3	-	-	-	-	-	47	-11.3%	▼	47
Miscellaneous	2013	323	377	218	278	355	90	212	122	195	192	178	205	1,853			2,745
	2014	225	175	176	173	119	138	121	-	-	-	-	-	1,127	-39.2%	▼	1,127
Misdemeanor	2013	89	55	67	102	75	42	70	77	54	98	88	67	500			884
	2014	58	69	73	64	70	57	56	-	-	-	-	-	447	-10.6%	▼	447
Non-Capital Felonies and Related Matters	2013	73	167	79	99	115	97	100	101	114	144	96	93	730			1,278
	2014	119	135	118	114	182	122	130	-	-	-	-	-	920	26.0%	▲	920
Other	2013	14	14	16	18	10	8	16	16	8	12	10	12	96			154
	2014	15	12	17	9	15	15	23	-	-	-	-	-	106	10.4%	▲	106
Other Criminally Related Matters	2013	15	9	17	35	17	13	18	7	12	15	16	11	124			185
	2014	9	15	22	18	13	8	14	-	-	-	-	-	99	-20.2%	▼	99
Probates/Wills and Trusts - Level 1	2013	-	-	-	-	-	-	-	1	1	-	-	-	0			2
	2014	1	-	-	1	-	-	1	-	-	-	-	-	3	0.0%	↔	3
Probates/Wills and Trusts - Level 2	2013	1	4	1	-	2	2	1	3	4	6	-	-	11			24
	2014	1	3	-	6	-	1	3	-	-	-	-	-	14	27.3%	▲	14
Uncontested Divorce	2013	41	74	59	68	53	45	46	46	54	42	35	30	386			593
	2014	34	62	59	53	59	35	42	-	-	-	-	-	344	-10.9%	▼	344

Type of Court: Circuit
Locale/Circuit: King George 15
Start/End Date: Jan-13 / Jul-14
Type of Case: Filings
AVG. Month: 116
2013 AVG Month: 125
2014 AVG Month: 100
Jan-Jul 2013: 1,088
Jan-Jul 2014: 703
Filings Trending: Downward ▼

D
a
s
h
b
o
a
r
d



	Jan	Feb	Mar	Apr	May	Jun	<u>Jul</u>	Aug	Sep	Oct	Nov	Dec	Thru Jul	% Change	Trending	<u>Total</u>
2013	250	152	140	181	118	95	152	38	64	204	54	56	1,088			1,504
2014	87	50	125	151	73	67	150	-	-	-	-	-	703	-35.4%	▼	703

		Jan	Feb	Mar	Apr	May	Jun	<u>Jul</u>	Aug	Sep	Oct	Nov	Dec	Thru Jul	% Change	Trending	<u>Total</u>
Administrative Law	2014	-	-	-	-	1	1	-	-	-	-	-	-	2			2
Contested Divorce	2013	1	4	4	3	2	3	3	-	-	1	-	1	20			22
	2014	1	2	2	2	3	2	2	-	-	-	-	-	14	-30.0%	▼	14
Domestic and Family - Level 1	2013	-	11	2	4	3	4	1	3	-	-	2	5	25			35
	2014	1	2	1	2	-	-	-	-	-	-	-	-	6	-76.0%	▼	6
Domestic and Family - Level 2	2013	1	-	3	-	-	1	1	-	1	2	-	-	6			9
	2014	-	1	-	1	2	-	-	-	-	-	-	-	4	-33.3%	▼	4
General Civil - Level 1	2014	-	-	-	-	-	-	1	-	-	-	-	-	1			1
General Civil - Level 2	2013	2	-	4	4	10	8	11	2	4	7	2	4	39			58
	2014	3	1	4	5	4	6	5	-	-	-	-	-	28	-28.2%	▼	28
General Civil - Level 3	2013	-	1	1	1	6	1	4	2	-	-	1	-	14			17
	2014	-	2	1	-	-	-	1	-	-	-	-	-	4	-71.4%	▼	4
Miscellaneous	2013	107	93	82	60	58	27	9	4	5	7	6	3	436			461
	2014	4	4	1	4	3	4	11	-	-	-	-	-	31	-92.9%	▼	31
Misdemeanor	2013	49	11	7	33	8	15	56	9	7	46	9	9	179			259
	2014	17	5	29	24	5	5	20	-	-	-	-	-	105	-41.3%	▼	105
Non-Capital Felonies and Related Matters	2013	83	27	33	73	23	25	60	12	44	134	30	28	324			572
	2014	57	27	78	110	52	45	108	-	-	-	-	-	477	47.2%	▲	477
Other	2013	-	-	-	1	-	-	1	-	1	-	-	1	2			4
Other Criminally Related Matters	2013	1	3	-	-	1	1	2	3	1	1	-	1	8			14
	2014	-	1	2	-	1	1	1	-	-	-	-	-	6	-25.0%	▼	6
Probates/Wills and Trusts	2013	-	-	-	-	-	1	-	-	-	-	-	1	1			2
Probates/Wills and Trusts - Level 2	2013	-	-	-	-	-	2	-	-	-	1	1	-	2			4
	2014	-	1	-	-	-	-	-	-	-	-	-	-	1	-50.0%	▼	1
Protective Orders	2014	-	-	-	-	-	-	1	-	-	-	-	-	1			1
Uncontested Divorce	2013	6	2	4	2	7	7	4	3	1	5	3	3	32			47
	2014	4	4	7	3	2	3	-	-	-	-	-	-	23	-28.1%	▼	23

Type of Court: Circuit

Locale/Circuit: Lancaster 15

Start/End Date: Jan-13 / Jul-14

Type of Case: Filings

AVG. Month: 55

2013 AVG Month: 60

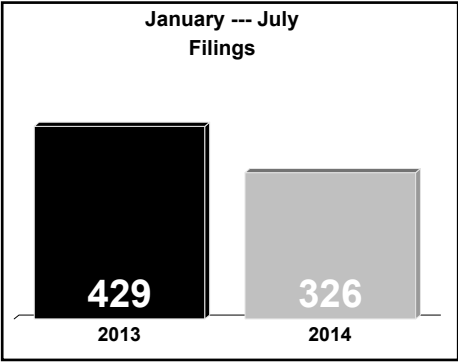
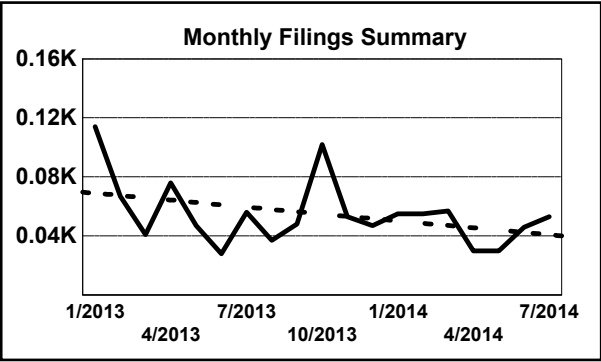
2014 AVG Month: 47

Jan-Jul 2013: 429

Jan-Jul 2014: 326

Filings Trending: Downward ▼

D
a
s
h
b
o
a
r
d



	Jan	Feb	Mar	Apr	May	Jun	Jul	Aug	Sep	Oct	Nov	Dec	Thru Jul	% Change	Trending	Total
2013	114	67	41	76	47	28	56	37	48	102	53	47	429			716
2014	55	55	57	30	30	46	53	-	-	-	-	-	326	-24.0%	▼	326

		Jan	Feb	Mar	Apr	May	Jun	Jul	Aug	Sep	Oct	Nov	Dec	Thru Jul	% Change	Trending	Total
Administrative Law	2013	-	-	-	-	-	-	-	-	1	-	-	-	0			1
Contested Divorce	2013	1	-	-	-	-	-	-	-	-	1	2	-	1	0.0%	↔	4
	2014	-	2	-	-	1	-	1	-	-	-	-	-	4	300.0%	▲	4
Domestic and Family - Level 1	2013	-	1	-	1	1	-	-	-	-	1	-	-	3			4
	2014	-	-	-	1	-	-	-	-	-	-	-	-	1	-66.7%	▼	1
Domestic and Family - Level 2	2013	-	-	-	-	-	-	1	1	2	-	1	-	1			5
	2014	-	-	2	-	-	-	-	-	-	-	-	-	2	100.0%	▲	2
General Civil - Level 1	2013	1	-	-	-	-	-	1	-	-	-	2	-	2			4
	2014	-	-	1	-	-	-	1	-	-	-	-	-	2	0.0%	↔	2
General Civil - Level 2	2013	1	1	2	4	3	3	-	1	1	-	1	2	14			19
	2014	-	3	3	-	1	1	2	-	-	-	-	-	10	-28.6%	▼	10
General Civil - Level 3	2013	1	2	1	1	1	1	2	-	3	-	5	5	9			22
	2014	-	-	1	1	3	-	-	-	-	-	-	-	5	-44.4%	▼	5
Miscellaneous	2013	37	30	19	22	18	15	17	17	16	28	29	25	158			273
	2014	23	22	21	15	16	14	12	-	-	-	-	-	123	-22.2%	▼	123
Misdemeanor	2013	6	6	-	6	5	3	6	6	9	18	3	4	32			72
	2014	5	-	1	4	-	3	5	-	-	-	-	-	18	-43.8%	▼	18
Non-Capital Felonies and Related Matters	2013	59	19	13	34	14	3	20	3	11	49	2	5	162			232
	2014	20	19	18	1	5	19	20	-	-	-	-	-	102	-37.0%	▼	102
Other	2013	3	4	2	4	3	2	2	2	3	3	6	3	20			37
	2014	3	5	8	4	3	5	6	-	-	-	-	-	34	70.0%	▲	34
Other Criminally Related Matters	2013	3	3	2	1	1	1	5	5	1	1	2	2	16			27
	2014	1	2	2	2	-	-	2	-	-	-	-	-	9	-43.8%	▼	9
Probates/Wills and Trusts	2013	-	-	1	-	-	-	-	-	-	-	-	-	1			1
Probates/Wills and Trusts - Level 2	2013	-	-	-	-	-	-	-	1	-	-	-	-	0			1
	2014	-	1	-	-	-	-	2	-	-	-	-	-	3	0.0%	↔	3
Uncontested Divorce	2013	2	1	1	3	1	-	2	1	1	1	-	1	10			14
	2014	3	1	-	2	1	4	2	-	-	-	-	-	13	30.0%	▲	13

Type of Court: Circuit

Locale/Circuit: Northumberland 15

Start/End Date: Jan-13 / Jul-14

Type of Case: Filings

AVG. Month: 59

2013 AVG Month: 61

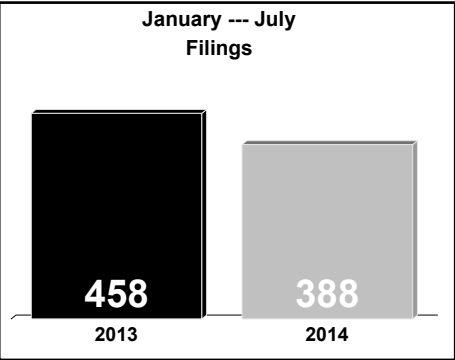
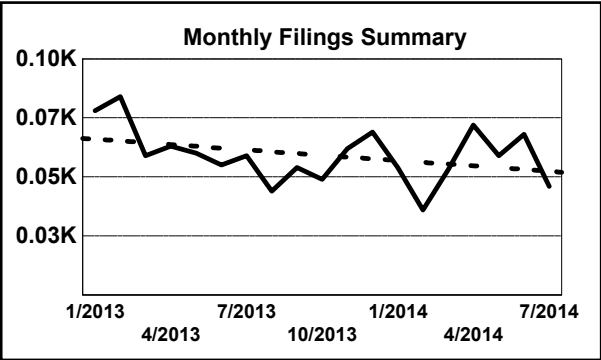
2014 AVG Month: 55

Jan-Jul 2013: 458

Jan-Jul 2014: 388

Filings Trending: Downward ▼

D
a
s
h
b
o
a
r
d



	Jan	Feb	Mar	Apr	May	Jun	<u>Jul</u>	Aug	Sep	Oct	Nov	Dec	Thru Jul	% Change	Trending	<u>Total</u>
2013	78	84	59	63	60	55	59	44	54	49	62	69	458			736
2014	54	36	53	72	59	68	46	-	-	-	-	-	388	-15.3%	▼	388

		Jan	Feb	Mar	Apr	May	Jun	<u>Jul</u>	Aug	Sep	Oct	Nov	Dec	Thru Jul	% Change	Trending	<u>Total</u>
Administrative Law	2013	-	-	-	-	-	-	-	1	-	-	-	-	0			1
Contested Divorce	2013	-	1	-	-	1	-	-	-	-	1	2	-	2	0.0%	↔	5
	2014	1	1	-	2	-	2	1	-	-	-	-	-	7	250.0%	▲	7
Domestic and Family - Level 1	2013	-	-	1	-	-	1	2	1	1	-	-	-	4			6
	2014	1	-	-	-	1	1	-	-	-	-	-	-	3	-25.0%	▼	3
Domestic and Family - Level 2	2013	-	-	-	-	-	1	-	-	-	-	-	1	1			2
	2014	1	-	1	1	1	-	-	-	-	-	-	-	4	300.0%	▲	4
General Civil - Level 2	2013	1	3	1	3	2	-	2	1	-	2	2	4	12			21
	2014	4	-	2	1	2	1	-	-	-	-	-	-	10	-16.7%	▼	10
General Civil - Level 3	2013	-	-	-	1	-	2	-	1	-	1	1	-	3			6
	2014	1	1	2	-	-	1	1	-	-	-	-	-	6	100.0%	▲	6
Miscellaneous	2013	43	56	37	11	20	23	26	21	21	11	35	37	216			341
	2014	23	26	31	34	20	26	21	-	-	-	-	-	181	-16.2%	▼	181
Misdemeanor	2013	6	3	3	4	8	4	10	2	2	1	7	3	38			53
	2014	6	-	3	7	2	7	2	-	-	-	-	-	27	-28.9%	▼	27
Non-Capital Felonies and Related Matters	2013	21	17	13	40	20	21	17	14	24	23	6	18	149			234
	2014	13	1	11	20	27	22	14	-	-	-	-	-	108	-27.5%	▼	108
Other	2013	5	2	1	1	2	2	1	-	1	4	6	1	14			26
	2014	1	2	2	1	1	2	1	-	-	-	-	-	10	-28.6%	▼	10
Other Criminally Related Matters	2013	-	2	2	1	3	1	1	1	2	-	-	-	10			13
	2014	2	-	-	2	2	4	2	-	-	-	-	-	12	20.0%	▲	12
Probates/Wills and Trusts	2013	-	-	-	-	-	-	-	1	-	-	1	-	0			2
Uncontested Divorce	2013	2	-	1	2	4	-	-	1	3	6	2	5	9	0.0%	↔	26
	2014	1	5	1	4	3	2	4	-	-	-	-	-	20	122.2%	▲	20

Type of Court: Circuit

Locale/Circuit: Richmond County 15

Start/End Date: Jan-13 / Jul-14

Type of Case: Filings

AVG. Month: 51

2013 AVG Month: 53

2014 AVG Month: 48

Jan-Jul 2013: 375

Jan-Jul 2014: 337

Filings Trending: Downward ▼

D

a

s

h

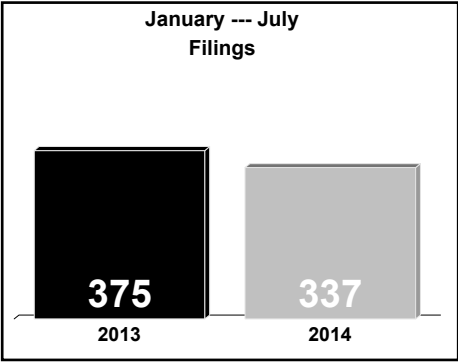
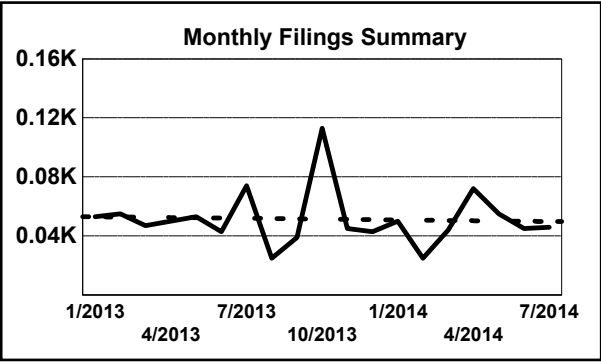
b

o

a

r

d



	Jan	Feb	Mar	Apr	May	Jun	Jul	Aug	Sep	Oct	Nov	Dec	Thru Jul	% Change	Trending	Total
2013	53	55	47	50	53	43	74	25	39	113	45	43	375			640
2014	50	25	44	72	55	45	46	-	-	-	-	-	337	-10.1%	▼	337

		Jan	Feb	Mar	Apr	May	Jun	Jul	Aug	Sep	Oct	Nov	Dec	Thru Jul	% Change	Trending	Total
Administrative Law	2014	-	-	-	-	1	-	-	-	-	-	-	-	1			1
Contested Divorce	2013	-	-	2	1	3	-	2	-	-	2	-	1	8			11
	2014	2	-	-	-	-	-	-	-	-	-	-	-	2	-75.0%	▼	2
Domestic and Family - Level 1	2013	-	-	-	2	4	-	-	-	-	5	-	-	6			11
	2014	-	-	-	1	2	-	-	-	-	-	-	-	3	-50.0%	▼	3
Domestic and Family - Level 2	2013	-	-	-	-	-	-	-	3	-	1	1	-	0			5
	2014	-	-	-	-	1	-	-	-	-	-	-	-	1	0.0%	↔	1
General Civil - Level 1	2013	-	-	1	-	-	-	-	-	-	-	-	1	1			2
General Civil - Level 2	2013	1	3	1	-	3	-	4	-	4	-	1	1	12			18
	2014	2	1	2	3	-	1	-	-	-	-	-	-	9	-25.0%	▼	9
General Civil - Level 3	2013	3	1	-	1	2	2	1	2	-	3	1	-	10			16
	2014	1	2	-	2	-	-	2	-	-	-	-	-	7	-30.0%	▼	7
Miscellaneous	2013	24	26	19	11	13	7	14	6	7	15	13	11	114			166
	2014	11	14	13	18	17	9	11	-	-	-	-	-	93	-18.4%	▼	93
Misdemeanor	2013	7	2	3	8	4	6	6	2	2	17	9	2	36			68
	2014	4	-	2	5	5	2	7	-	-	-	-	-	25	-30.6%	▼	25
Non-Capital Felonies and Related Matters	2013	5	4	1	12	4	10	24	-	12	48	12	3	60			135
	2014	15	3	5	19	16	14	4	-	-	-	-	-	76	26.7%	▲	76
Other	2013	13	17	18	13	18	18	21	11	14	19	6	22	118			190
	2014	15	4	22	21	9	19	16	-	-	-	-	-	106	-10.2%	▼	106
Other Criminally Related Matters	2013	-	1	-	-	2	-	-	1	-	2	1	2	3			9
	2014	-	-	-	2	4	-	5	-	-	-	-	-	11	266.7%	▲	11
Uncontested Divorce	2013	-	1	2	2	-	-	2	-	-	1	1	-	7			9
	2014	-	1	-	1	-	-	1	-	-	-	-	-	3	-57.1%	▼	3

Type of Court: Circuit

Locale/Circuit: Spotsylvania 15

Start/End Date: Jan-13 / Jul-14

Type of Case: Filings

AVG. Month: 520

2013 AVG Month: 528

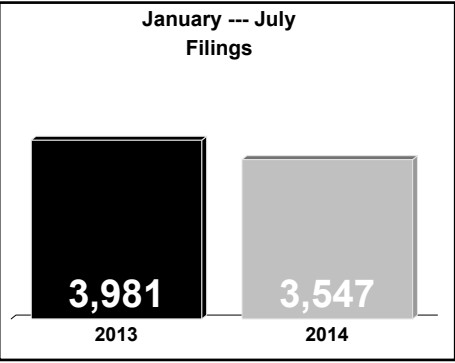
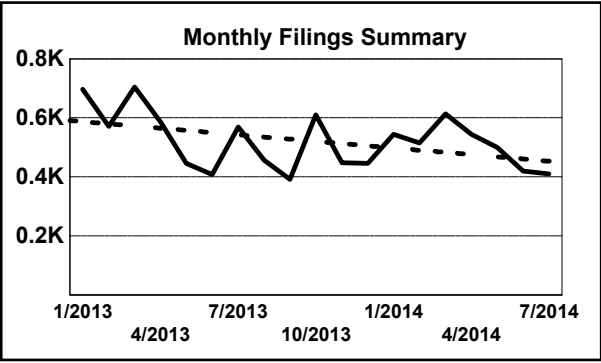
2014 AVG Month: 507

Jan-Jul 2013: 3,981

Jan-Jul 2014: 3,547

Filings Trending: Downward ▼

D
a
s
h
b
o
a
r
d



	Jan	Feb	Mar	Apr	May	Jun	Jul	Aug	Sep	Oct	Nov	Dec	Thru Jul	% Change	Trending	Total
2013	697	571	704	586	446	408	569	457	392	610	448	446	3,981			6,334
2014	544	515	614	544	500	420	410	-	-	-	-	-	3,547	-10.9%	▼	3,547

		Jan	Feb	Mar	Apr	May	Jun	Jul	Aug	Sep	Oct	Nov	Dec	Thru Jul	% Change	Trending	Total
Administrative Law	2013	-	-	1	-	3	1	1	1	-	-	-	-	6			7
Contested Divorce	2013	11	3	14	12	4	6	10	11	8	6	12	3	60			100
	2014	14	5	10	11	7	9	7	-	-	-	-	-	63	5.0%	▲	63
Domestic and Family - Level 1	2013	29	14	15	7	12	21	33	33	6	29	5	5	131			209
	2014	16	10	31	28	23	12	16	-	-	-	-	-	136	3.8%	▲	136
Domestic and Family - Level 2	2013	5	2	6	2	3	6	3	7	3	5	1	4	27			47
	2014	5	5	3	3	15	11	3	-	-	-	-	-	45	66.7%	▲	45
General Civil - Level 1	2013	2	1	-	-	-	-	-	-	-	-	-	1	3			4
	2014	1	-	-	-	2	1	-	-	-	-	-	-	4	33.3%	▲	4
General Civil - Level 2	2013	16	15	17	21	22	23	19	15	9	18	39	21	133			235
	2014	27	17	22	23	22	18	27	-	-	-	-	-	156	17.3%	▲	156
General Civil - Level 3	2013	3	4	6	7	4	11	5	4	7	11	9	5	40			76
	2014	6	11	11	8	10	7	8	-	-	-	-	-	61	52.5%	▲	61
Miscellaneous	2013	440	356	381	268	182	152	219	182	208	245	230	208	1,998			3,071
	2014	256	241	300	210	202	139	164	-	-	-	-	-	1,512	-24.3%	▼	1,512
Misdemeanor	2013	34	30	26	30	42	26	39	30	22	42	42	27	227			390
	2014	26	42	35	40	38	42	29	-	-	-	-	-	252	11.0%	▲	252
Non-Capital Felonies and Related Matters	2013	108	92	181	184	112	102	180	118	85	202	72	124	959			1,560
	2014	132	136	153	148	119	134	87	-	-	-	-	-	909	-5.2%	▼	909
Other	2013	20	24	20	24	32	31	25	22	17	19	13	16	176			263
	2014	20	24	19	29	27	20	19	-	-	-	-	-	158	-10.2%	▼	158
Other Criminally Related Matters	2013	5	7	6	4	3	5	8	2	4	8	9	4	38			65
	2014	4	3	1	6	11	7	12	-	-	-	-	-	44	15.8%	▲	44
Probates/Wills and Trusts - Level 1	2013	-	-	-	-	-	-	-	-	-	-	-	1	0			1
	2014	1	1	-	2	1	-	-	-	-	-	-	-	5	0.0%	↔	5
Probates/Wills and Trusts - Level 2	2013	3	3	2	2	2	9	4	8	2	7	4	4	25			50
	2014	4	1	3	9	5	4	7	-	-	-	-	-	33	32.0%	▲	33
Uncontested Divorce	2013	21	20	29	25	25	15	23	24	21	18	12	23	158			256
	2014	32	19	26	27	18	16	31	-	-	-	-	-	169	7.0%	▲	169

Type of Court: Circuit

Locale/Circuit: Stafford 15

Start/End Date: Jan-13 / Jul-14

Type of Case: Filings

AVG. Month: 751

2013 AVG Month: 785

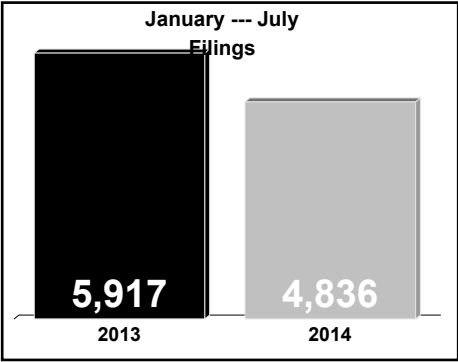
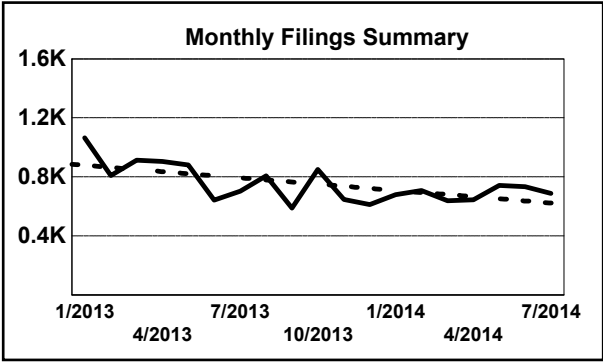
2014 AVG Month: 691

Jan-Jul 2013: 5,917

Jan-Jul 2014: 4,836

Filings Trending: Downward ▼

D
a
s
h
b
o
a
r
d



	Jan	Feb	Mar	Apr	May	Jun	Jul	Aug	Sep	Oct	Nov	Dec	Thru Jul	% Change	Trending	Total
2013	1,064	809	913	904	882	642	703	808	588	850	648	613	5,917			9,424
2014	680	708	638	645	743	733	689	-	-	-	-	-	4,836	-18.3%	▼	4,836

		Jan	Feb	Mar	Apr	May	Jun	Jul	Aug	Sep	Oct	Nov	Dec	Thru Jul	% Change	Trending	Total
Administrative Law	2013	-	-	2	-	1	1	4	2	-	3	-	2	8			15
	2014	-	-	-	4	3	1	-	-	-	-	-	-	8	0.0%	↔	8
Contested Divorce	2013	14	6	12	8	8	15	9	13	7	10	8	11	72			121
	2014	9	10	9	17	5	8	19	-	-	-	-	-	77	6.9%	▲	77
Domestic and Family - Level 1	2013	8	5	14	2	20	8	9	13	7	4	7	20	66			117
	2014	3	2	10	7	3	8	3	-	-	-	-	-	36	-45.5%	▼	36
Domestic and Family - Level 2	2013	4	2	3	5	9	9	7	5	7	3	2	9	39			65
	2014	5	2	3	3	4	4	7	-	-	-	-	-	28	-28.2%	▼	28
General Civil - Level 1	2013	-	2	1	1	2	-	2	2	-	1	1	-	8			12
	2014	1	-	1	2	1	1	-	-	-	-	-	-	6	-25.0%	▼	6
General Civil - Level 2	2013	13	21	24	12	26	9	24	16	19	25	36	26	129			251
	2014	20	9	19	17	17	19	15	-	-	-	-	-	116	-10.1%	▼	116
General Civil - Level 3	2013	10	6	11	9	9	11	9	13	5	15	8	7	65			113
	2014	12	22	6	9	7	4	6	-	-	-	-	-	66	1.5%	▲	66
Miscellaneous	2013	469	406	377	281	225	203	241	216	210	268	239	200	2,202			3,335
	2014	250	231	239	207	236	178	217	-	-	-	-	-	1,558	-29.2%	▼	1,558
Misdemeanor	2013	127	96	96	118	150	83	79	132	63	118	97	70	749			1,229
	2014	109	80	76	113	80	67	84	-	-	-	-	-	609	-18.7%	▼	609
Non-Capital Felonies and Related Matters	2013	366	233	339	407	391	260	263	362	226	362	213	235	2,259			3,657
	2014	236	309	228	225	346	375	278	-	-	-	-	-	1,997	-11.6%	▼	1,997
Other	2013	3	1	1	2	7	2	2	-	-	1	-	-	18			19
	2014	1	-	-	-	-	6	3	-	-	-	-	-	10	-44.4%	▼	10
Other Criminally Related Matters	2013	8	2	7	13	8	12	17	7	14	12	17	11	67			128
	2014	11	15	16	14	11	22	12	-	-	-	-	-	101	50.7%	▲	101
Probates/Wills and Trusts - Level 1	2013	-	-	-	1	-	-	-	-	-	-	-	-	1			1
	2014	-	-	-	-	1	-	-	-	-	-	-	-	1	0.0%	↔	1
Probates/Wills and Trusts - Level 2	2013	5	3	1	7	4	4	2	-	1	1	2	1	26			31
	2014	2	3	1	2	3	3	2	-	-	-	-	-	16	-38.5%	▼	16
Uncontested Divorce	2013	37	26	25	38	22	25	35	27	29	27	18	21	208			330
	2014	21	25	30	25	26	37	43	-	-	-	-	-	207	-0.5%	▼	207

Type of Court: Circuit

Locale/Circuit: Westmoreland 15

Start/End Date: Jan-13 / Jul-14

Type of Case: Filings

AVG. Month: 84

2013 AVG Month: 88

2014 AVG Month: 78

Jan-Jul 2013: 628

Jan-Jul 2014: 546

Filings Trending: Downward ▼

D

a

s

h

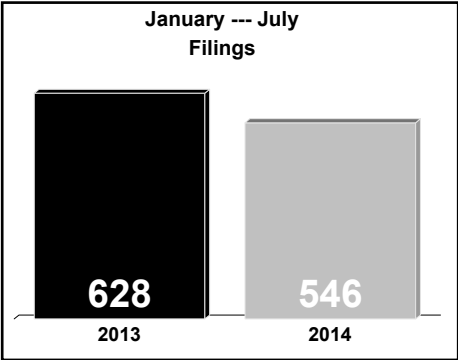
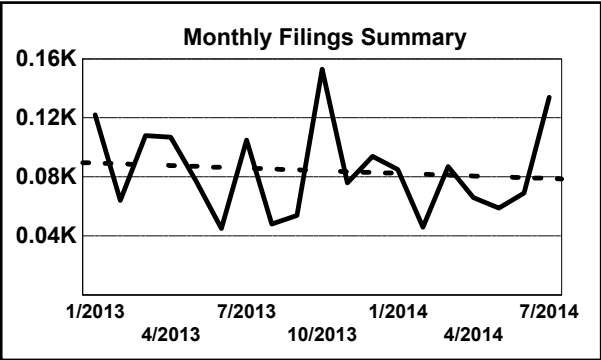
b

o

a

r

d



	Jan	Feb	Mar	Apr	May	Jun	Jul	Aug	Sep	Oct	Nov	Dec	Thru Jul	% Change	Trending	Total
2013	122	64	108	107	77	45	105	48	54	153	76	94	628			1,053
2014	85	46	87	66	59	69	134	-	-	-	-	-	546	-13.1%	▼	546

		Jan	Feb	Mar	Apr	May	Jun	Jul	Aug	Sep	Oct	Nov	Dec	Thru Jul	% Change	Trending	Total
Contested Divorce	2013	1	-	4	-	-	-	3	-	1	-	-	-	8			9
	2014	1	-	1	2	1	1	-	-	-	-	-	-	6	-25.0%	▼	6
Domestic and Family - Level 1	2013	-	1	-	-	-	-	2	2	-	-	1	-	3			6
	2014	-	-	-	-	1	-	-	-	-	-	-	-	1	-66.7%	▼	1
Domestic and Family - Level 2	2013	-	-	1	2	-	-	-	1	-	1	-	-	3			5
	2014	1	1	2	1	-	-	2	-	-	-	-	-	7	133.3%	▲	7
General Civil - Level 1	2013	-	-	-	-	-	-	-	1	-	-	-	-	0			1
	2014	3	-	2	1	5	1	4	2	-	2	1	4	16	0.0%	↔	25
General Civil - Level 2	2013	3	-	2	1	5	1	4	2	-	2	1	4	16	0.0%	↔	25
	2014	2	3	1	2	1	1	2	-	-	-	-	-	12	-25.0%	▼	12
General Civil - Level 3	2013	2	2	1	-	1	2	1	-	2	1	10	2	9			24
	2014	2	-	-	2	2	3	2	-	-	-	-	-	11	22.2%	▲	11
Miscellaneous	2013	53	51	37	35	19	17	10	22	18	18	31	13	222			324
	2014	32	23	37	32	23	23	20	-	-	-	-	-	190	-14.4%	▼	190
Misdemeanor	2013	15	2	5	14	10	5	7	10	10	7	12	13	58			110
	2014	9	10	4	8	3	12	32	-	-	-	-	-	78	34.5%	▲	78
Non-Capital Felonies and Related Matters	2013	41	8	48	48	18	6	75	3	18	114	9	56	244			444
	2014	28	9	35	19	22	24	68	-	-	-	-	-	205	-16.0%	▼	205
Other	2013	2	-	-	-	1	1	-	-	4	-	1	2	4			11
	2014	-	-	-	-	1	1	1	-	-	-	-	-	3	-25.0%	▼	3
Other Criminally Related Matters	2013	4	-	7	6	22	11	3	6	-	7	10	3	53			79
	2014	9	-	5	-	2	1	7	-	-	-	-	-	24	-54.7%	▼	24
Probates/Wills and Trusts	2013	-	-	-	-	-	1	-	-	-	-	-	-	1			1
Probates/Wills and Trusts - Level 2	2013	-	-	-	-	-	-	-	-	-	1	1	-	0			2
	2014	-	-	1	-	-	-	-	-	-	-	-	-	1	0.0%	↔	1
Uncontested Divorce	2013	1	-	3	1	1	1	-	1	1	2	-	1	7			12
	2014	1	-	1	-	3	3	-	-	-	-	-	-	8	14.3%	▲	8

Type of Court: Circuit

Locale/Circuit: Fredericksburg 15

Start/End Date: Jan-13 / Jul-14

Type of Case: Filings

AVG. Month: 312

2013 AVG Month: 309

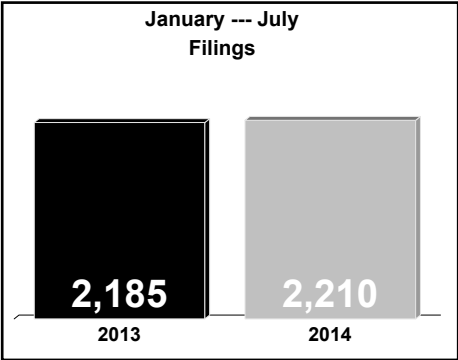
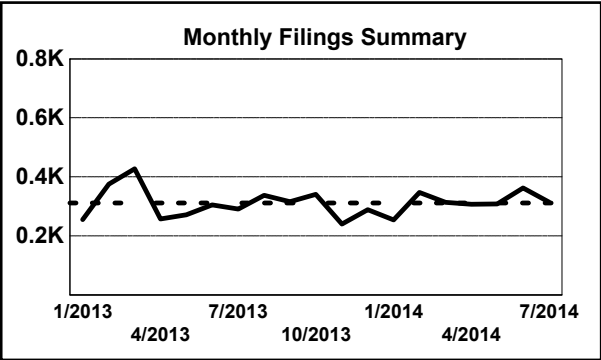
2014 AVG Month: 316

Jan-Jul 2013: 2,185

Jan-Jul 2014: 2,210

Filings Trending: Steady ↔

D
a
s
h
b
o
a
r
d



	Jan	Feb	Mar	Apr	May	Jun	<u>Jul</u>	Aug	Sep	Oct	Nov	Dec	Thru Jul	% Change	Trending	<u>Total</u>
2013	256	376	427	258	272	305	291	338	316	341	240	289	2,185			3,709
2014	254	348	314	307	309	363	315	-	-	-	-	-	2,210	1.1%	▲	2,210

		Jan	Feb	Mar	Apr	May	Jun	<u>Jul</u>	Aug	Sep	Oct	Nov	Dec	Thru Jul	% Change	Trending	<u>Total</u>
Administrative Law	2013	-	1	2	2	-	-	-	3	-	-	-	1	5			9
	2014	-	-	-	-	2	-	-	-	-	-	-	-	2	-60.0%	▼	2
Contested Divorce	2013	9	11	8	13	16	6	14	12	13	12	9	4	77			127
	2014	8	12	9	13	6	11	1	-	-	-	-	-	60	-22.1%	▼	60
Domestic and Family - Level 1	2013	-	-	1	8	5	4	2	7	11	19	2	3	20			62
	2014	6	9	2	2	1	4	3	-	-	-	-	-	27	35.0%	▲	27
Domestic and Family - Level 2	2013	2	3	1	4	1	3	2	1	-	12	6	1	16			36
	2014	1	1	1	10	5	6	1	-	-	-	-	-	25	56.3%	▲	25
General Civil - Level 1	2013	-	2	2	2	-	-	-	1	-	-	-	-	6			7
	2014	3	2	-	2	1	2	2	-	-	-	-	-	12	100.0%	▲	12
General Civil - Level 2	2013	14	9	10	15	16	12	6	10	8	7	8	10	82			125
	2014	7	5	8	6	10	10	-	-	-	-	-	-	46	-43.9%	▼	46
General Civil - Level 3	2013	3	6	5	5	1	2	5	8	5	5	2	4	27			51
	2014	-	2	7	4	6	2	4	-	-	-	-	-	25	-7.4%	▼	25
Miscellaneous	2013	66	52	52	37	29	38	36	45	28	41	34	32	310			490
	2014	42	36	39	41	34	26	32	-	-	-	-	-	250	-19.4%	▼	250
Misdemeanor	2013	28	73	61	28	41	45	50	57	48	44	28	33	326			536
	2014	56	63	44	46	37	49	54	-	-	-	-	-	349	7.1%	▲	349
Non-Capital Felonies and Related Matters	2013	116	177	251	116	134	160	132	165	176	168	113	175	1,086			1,883
	2014	99	176	163	145	173	204	198	-	-	-	-	-	1,158	6.6%	▲	1,158
Other	2013	1	2	-	-	-	1	1	2	3	3	-	-	5			13
	2014	2	1	-	2	8	4	4	-	-	-	-	-	21	320.0%	▲	21
Other Criminally Related Matters	2013	1	6	3	5	7	7	10	4	3	4	2	5	39			57
	2014	3	11	3	7	2	25	10	-	-	-	-	-	61	56.4%	▲	61
Probates/Wills and Trusts - Level 2	2013	-	1	-	-	1	-	-	1	1	1	-	1	2			6
	2014	1	1	1	-	-	1	3	-	-	-	-	-	7	250.0%	▲	7
Uncontested Divorce	2013	16	33	31	23	21	27	33	22	20	25	36	20	184			307
	2014	26	29	37	29	24	19	3	-	-	-	-	-	167	-9.2%	▼	167

Type of Court: Circuit

Locale/Circuit: Albemarle 16

Start/End Date: Jan-13 / Jul-14

Type of Case: Filings

AVG. Month: 328

2013 AVG Month: 321

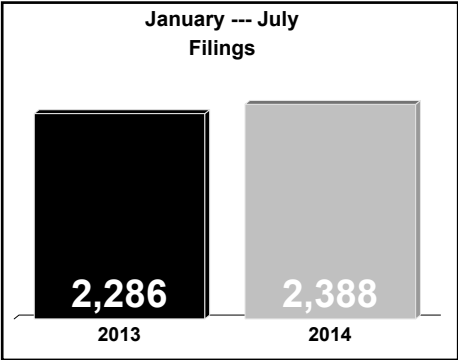
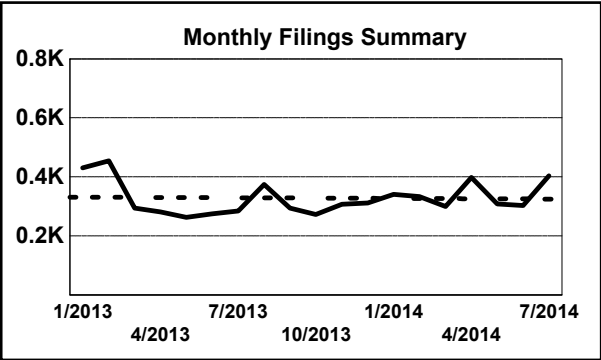
2014 AVG Month: 341

Jan-Jul 2013: 2,286

Jan-Jul 2014: 2,388

Filings Trending: Upward ▲

D
a
s
h
b
o
a
r
d



	Jan	Feb	Mar	Apr	May	Jun	Jul	Aug	Sep	Oct	Nov	Dec	Thru Jul	% Change	Trending	Total
2013	431	455	295	282	263	275	285	375	295	273	308	312	2,286			3,849
2014	341	333	300	398	309	303	404	-	-	-	-	-	2,388	4.5%	▲	2,388

		Jan	Feb	Mar	Apr	May	Jun	Jul	Aug	Sep	Oct	Nov	Dec	Thru Jul	% Change	Trending	Total
Administrative Law	2013	1	-	1	-	-	-	-	-	-	-	-	-	2			2
Contested Divorce	2013	4	10	2	4	8	5	9	9	5	8	2	4	42			70
	2014	2	3	9	5	5	8	4	-	-	-	-	-	36	-14.3%	▼	36
Domestic and Family - Level 1	2013	5	2	-	2	4	1	11	5	3	4	2	-	25			39
	2014	3	5	3	2	1	-	8	-	-	-	-	-	22	-12.0%	▼	22
Domestic and Family - Level 2	2013	3	4	-	4	1	3	1	4	3	1	1	2	16			27
	2014	2	4	4	2	-	4	2	-	-	-	-	-	18	12.5%	▲	18
General Civil - Level 1	2013	3	3	1	-	3	5	-	2	2	1	1	2	15			23
	2014	-	-	1	1	2	2	4	-	-	-	-	-	10	-33.3%	▼	10
General Civil - Level 2	2013	56	29	40	21	30	28	12	47	53	28	46	33	216			423
	2014	24	41	23	39	48	41	75	-	-	-	-	-	291	34.7%	▲	291
General Civil - Level 3	2013	2	4	4	3	2	7	4	3	6	8	8	5	26			56
	2014	20	12	7	3	4	13	6	-	-	-	-	-	65	150.0%	▲	65
Miscellaneous	2013	234	224	131	144	119	133	144	136	116	124	130	133	1,129			1,768
	2014	172	153	162	176	112	86	173	-	-	-	-	-	1,034	-8.4%	▼	1,034
Misdemeanor	2013	16	24	15	16	17	22	12	16	19	30	14	16	122			217
	2014	13	31	14	18	12	10	17	-	-	-	-	-	115	-5.7%	▼	115
Non-Capital Felonies and Related Matters	2013	69	121	70	52	57	38	65	129	59	52	78	99	472			889
	2014	86	53	50	119	101	93	68	-	-	-	-	-	570	20.8%	▲	570
Other	2013	9	17	8	8	4	9	9	3	8	3	1	4	64			83
	2014	2	2	3	8	4	23	22	-	-	-	-	-	64	0.0%	↔	64
Other Criminally Related Matters	2013	11	-	2	2	-	1	2	1	2	2	7	4	18			34
	2014	1	-	5	4	4	4	4	-	-	-	-	-	22	22.2%	▲	22
Probates/Wills and Trusts - Level 1	2013	-	-	-	-	-	-	-	1	-	1	-	-	0			2
	2014	1	-	-	-	-	-	-	-	-	-	-	-	1	0.0%	↔	1
Probates/Wills and Trusts - Level 2	2013	-	-	1	-	-	3	1	-	1	-	-	-	5			6
	2014	1	3	-	3	1	3	3	-	-	-	-	-	14	180.0%	▲	14
Protective Orders	2013	-	-	-	-	-	-	-	1	1	1	1	2	0			6
	2014	2	2	1	1	1	-	-	-	-	-	-	-	7	0.0%	↔	7
Uncontested Divorce	2013	18	17	20	26	18	20	15	18	17	10	17	8	134			204
	2014	12	24	18	17	14	16	18	-	-	-	-	-	119	-11.2%	▼	119

Type of Court: Circuit

Locale/Circuit: Culpeper 16

Start/End Date: Jan-13 / Jul-14

Type of Case: Filings

AVG. Month: 201

2013 AVG Month: 205

2014 AVG Month: 196

Jan-Jul 2013: 1,467

Jan-Jul 2014: 1,373

Filings Trending: Downward ▼

D

a

s

h

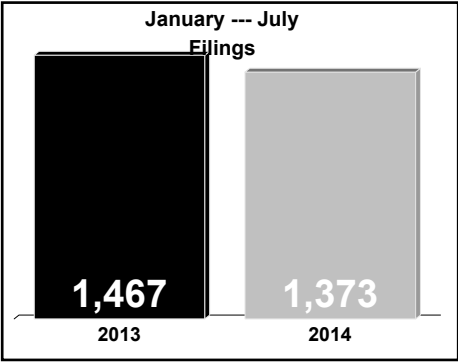
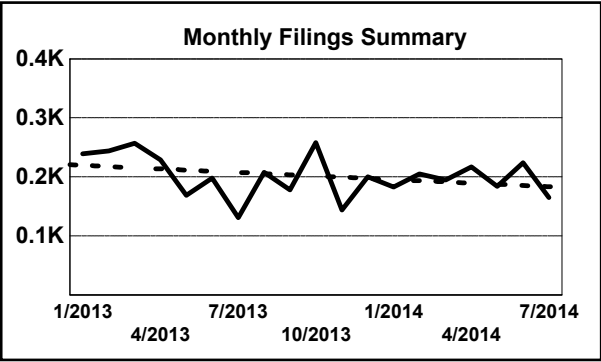
b

o

a

r

d



	Jan	Feb	Mar	Apr	May	Jun	Jul	Aug	Sep	Oct	Nov	Dec	Thru Jul	% Change	Trending	Total
2013	239	244	257	229	169	198	131	208	178	258	144	200	1,467			2,455
2014	183	205	195	217	184	224	165	-	-	-	-	-	1,373	-6.4%	▼	1,373

		Jan	Feb	Mar	Apr	May	Jun	Jul	Aug	Sep	Oct	Nov	Dec	Thru Jul	% Change	Trending	Total
Administrative Law	2013	1	-	1	1	-	-	-	-	-	-	-	-	3			3
	2014	-	1	-	-	-	-	-	-	-	-	-	-	1	-66.7%	▼	1
Contested Divorce	2013	2	8	4	10	1	2	4	4	2	4	2	1	31			44
	2014	6	5	4	4	6	3	1	-	-	-	-	-	29	-6.5%	▼	29
Domestic and Family - Level 1	2013	3	1	4	4	1	8	1	1	10	3	9	2	22			47
	2014	5	3	3	7	2	-	1	-	-	-	-	-	21	-4.5%	▼	21
Domestic and Family - Level 2	2013	1	1	2	4	3	1	2	1	3	3	1	3	14			25
	2014	-	1	6	5	4	5	2	-	-	-	-	-	23	64.3%	▲	23
General Civil - Level 1	2013	1	-	-	1	-	2	-	-	-	-	-	1	4			5
	2014	-	-	-	-	1	-	-	-	-	-	-	-	1	-75.0%	▼	1
General Civil - Level 2	2013	8	6	7	7	7	5	4	5	7	7	8	8	44			79
	2014	4	2	8	5	6	3	8	-	-	-	-	-	36	-18.2%	▼	36
General Civil - Level 3	2013	9	1	2	7	7	7	12	7	10	6	3	3	45			74
	2014	17	5	8	6	4	7	2	-	-	-	-	-	49	8.9%	▲	49
Miscellaneous	2013	163	120	121	96	79	76	58	72	74	75	71	76	713			1,081
	2014	80	92	98	96	67	76	64	-	-	-	-	-	573	-19.6%	▼	573
Misdemeanor	2013	6	17	10	20	12	17	6	29	23	26	9	21	88			196
	2014	15	20	16	25	12	17	17	-	-	-	-	-	122	38.6%	▲	122
Non-Capital Felonies and Related Matters	2013	30	74	91	53	40	68	22	69	30	119	26	77	378			699
	2014	41	57	37	53	63	95	46	-	-	-	-	-	392	3.7%	▲	392
Other	2013	3	2	4	6	7	3	4	5	2	5	4	1	29			46
	2014	3	3	1	5	5	4	7	-	-	-	-	-	28	-3.4%	▼	28
Other Criminally Related Matters	2013	4	1	1	4	2	-	5	2	3	2	-	2	17			26
	2014	-	4	1	1	-	-	2	-	-	-	-	-	8	-52.9%	▼	8
Probates/Wills and Trusts - Level 1	2013	1	-	-	1	-	-	2	-	1	-	-	-	4			5
	2014	-	-	1	-	-	1	1	-	-	-	-	-	3	-25.0%	▼	3
Probates/Wills and Trusts - Level 2	2013	1	1	2	1	-	1	1	4	2	-	2	1	7			16
	2014	-	-	4	2	2	2	1	-	-	-	-	-	11	57.1%	▲	11
Uncontested Divorce	2013	6	12	8	14	10	8	10	9	11	8	9	4	68			109
	2014	12	12	8	8	12	11	13	-	-	-	-	-	76	11.8%	▲	76

Type of Court: Circuit

Locale/Circuit: Fluvanna 16

Start/End Date: Jan-13 / Jul-14

Type of Case: Filings

AVG. Month: 98

2013 AVG Month: 97

2014 AVG Month: 100

Jan-Jul 2013: 695

Jan-Jul 2014: 699

Filings Trending: Steady ↔

D

a

s

h

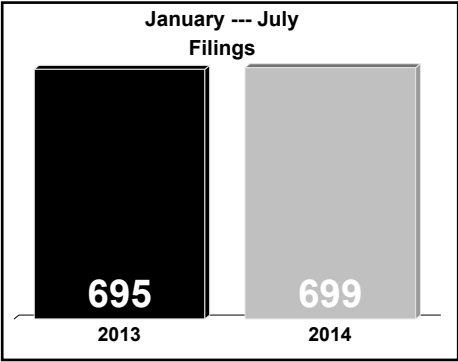
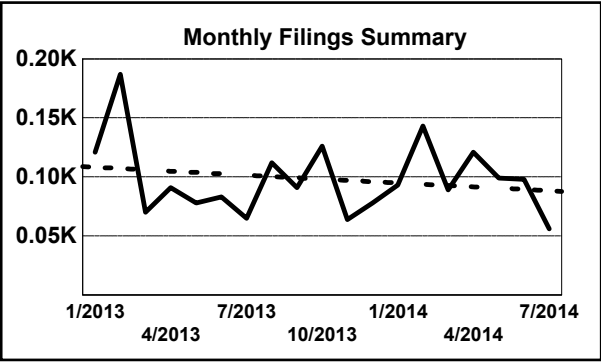
b

o

a

r

d



	Jan	Feb	Mar	Apr	May	Jun	<u>Jul</u>	Aug	Sep	Oct	Nov	Dec	Thru Jul	% Change	Trending	<u>Total</u>
2013	121	187	70	91	78	83	65	112	91	126	64	78	695			1,166
2014	93	143	89	121	99	98	56	-	-	-	-	-	699	0.6%	▲	699

		Jan	Feb	Mar	Apr	May	Jun	<u>Jul</u>	Aug	Sep	Oct	Nov	Dec	Thru Jul	% Change	Trending	<u>Total</u>
Administrative Law	2013	-	-	-	-	-	-	-	-	1	-	-	1	0			2
Contested Divorce	2013	3	1	1	2	1	-	-	2	3	-	4	1	8	0.0%	↔	18
	2014	1	3	2	1	2	2	2	-	-	-	-	-	13	62.5%	▲	13
Domestic and Family - Level 1	2013	-	2	-	1	-	3	-	1	1	-	-	2	6			10
	2014	4	1	1	-	4	6	-	-	-	-	-	-	16	166.7%	▲	16
Domestic and Family - Level 2	2013	4	3	-	3	1	-	-	2	4	1	1	-	11			19
	2014	2	1	1	1	13	2	-	-	-	-	-	-	20	81.8%	▲	20
General Civil - Level 1	2013	-	-	-	-	-	-	1	-	-	-	-	-	1			1
	2014	-	1	-	-	-	-	-	-	-	-	-	-	1	0.0%	↔	1
General Civil - Level 2	2013	2	5	2	1	-	2	2	7	1	4	-	2	14			28
	2014	7	3	3	4	5	3	4	-	-	-	-	-	29	107.1%	▲	29
General Civil - Level 3	2013	1	-	-	2	5	1	2	1	5	-	1	-	11			18
	2014	1	2	4	2	-	1	-	-	-	-	-	-	10	-9.1%	▼	10
Miscellaneous	2013	95	79	50	53	49	32	50	52	50	41	48	21	408			620
	2014	51	46	54	50	38	40	23	-	-	-	-	-	302	-26.0%	▼	302
Misdemeanor	2013	4	15	-	12	4	7	-	10	6	16	1	7	42			82
	2014	7	22	12	19	11	7	8	-	-	-	-	-	86	104.8%	▲	86
Non-Capital Felonies and Related Matters	2013	6	81	8	11	10	29	6	27	15	46	6	37	151			282
	2014	11	57	11	34	13	19	10	-	-	-	-	-	155	2.6%	▲	155
Other	2013	-	-	1	1	-	1	-	1	-	-	-	-	3			4
	2014	-	-	-	-	2	2	5	-	-	-	-	-	9	200.0%	▲	9
Other Criminally Related Matters	2013	1	-	-	4	5	4	-	1	-	11	-	3	14			29
	2014	5	3	-	6	6	7	2	-	-	-	-	-	29	107.1%	▲	29
Probates/Wills and Trusts - Level 2	2013	-	-	-	-	-	-	-	2	-	1	1	-	0			4
	2014	1	-	-	1	-	1	-	-	-	-	-	-	3	0.0%	↔	3
Protective Orders	2013	1	-	-	-	-	-	-	-	-	-	-	-	1			1
Uncontested Divorce	2013	4	1	8	1	3	4	4	6	5	6	2	4	25			48
	2014	3	4	1	3	5	8	2	-	-	-	-	-	26	4.0%	▲	26

Type of Court: Circuit

Locale/Circuit: Goochland 16

Start/End Date: Jan-13 / Jul-14

Type of Case: Filings

AVG. Month: 89

2013 AVG Month: 95

2014 AVG Month: 78

Jan-Jul 2013: 733

Jan-Jul 2014: 545

Filings Trending: Downward ▼

D

a

s

h

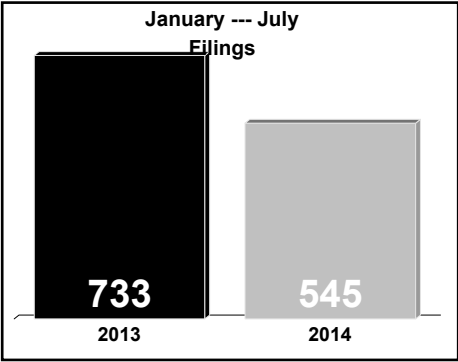
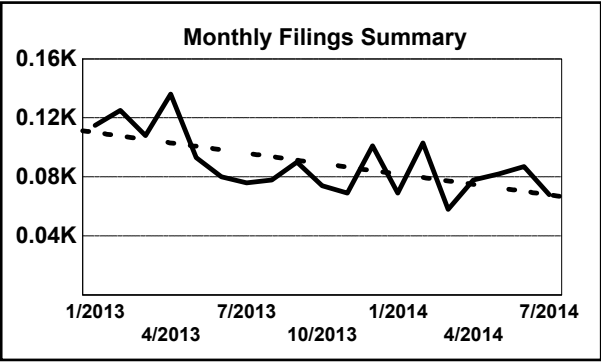
b

o

a

r

d

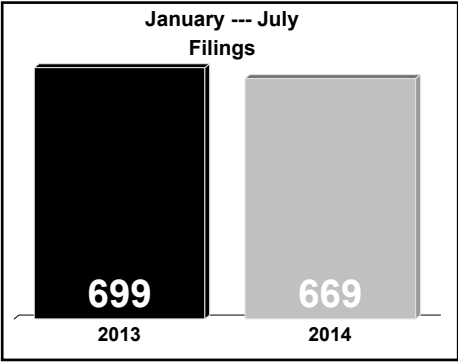
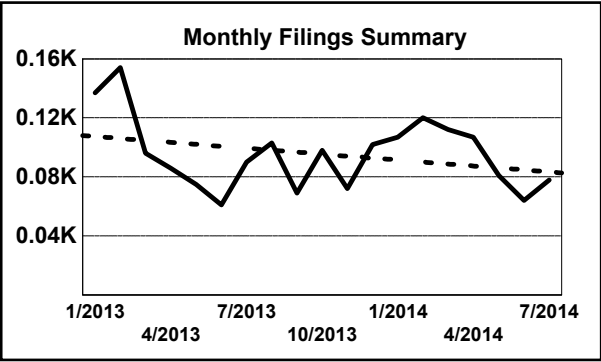


	Jan	Feb	Mar	Apr	May	Jun	Jul	Aug	Sep	Oct	Nov	Dec	Thru Jul	% Change	Trending	Total
2013	115	125	108	136	93	80	76	78	90	74	69	101	733			1,145
2014	69	103	58	78	82	87	68	-	-	-	-	-	545	-25.6%	▼	545

		Jan	Feb	Mar	Apr	May	Jun	Jul	Aug	Sep	Oct	Nov	Dec	Thru Jul	% Change	Trending	Total
Administrative Law	2013	-	-	-	-	-	-	2	-	1	-	-	-	2			3
Contested Divorce	2013	1	2	1	2	2	1	1	1	3	-	-	-	10			14
	2014	1	1	-	-	1	-	2	-	-	-	-	-	5	-50.0%	▼	5
Domestic and Family - Level 1	2013	1	1	6	1	-	2	3	3	-	1	4	1	14			23
	2014	2	-	1	-	-	-	2	-	-	-	-	-	5	-64.3%	▼	5
Domestic and Family - Level 2	2013	1	3	2	-	-	1	-	-	-	1	-	2	7			10
	2014	1	2	1	-	2	1	-	-	-	-	-	-	7	0.0%	↔	7
General Civil - Level 1	2013	1	-	-	-	-	1	-	-	-	-	1	-	2			3
General Civil - Level 2	2013	5	5	1	2	4	2	2	2	6	2	3	2	21			36
	2014	2	-	2	6	4	2	6	-	-	-	-	-	22	4.8%	▲	22
General Civil - Level 3	2013	1	3	5	1	-	-	-	4	1	1	-	-	10			16
	2014	2	1	-	-	2	1	1	-	-	-	-	-	7	-30.0%	▼	7
Miscellaneous	2013	85	84	63	48	59	32	38	36	55	35	48	51	409			634
	2014	49	41	37	41	44	33	28	-	-	-	-	-	273	-33.3%	▼	273
Misdemeanor	2013	9	7	15	13	10	14	15	6	12	15	7	24	83			147
	2014	3	16	9	8	16	17	12	-	-	-	-	-	81	-2.4%	▼	81
Non-Capital Felonies and Related Matters	2013	4	15	4	61	5	21	6	17	-	10	4	13	116			160
	2014	1	32	1	18	7	20	7	-	-	-	-	-	86	-25.9%	▼	86
Other	2013	1	2	2	3	3	1	1	2	1	2	1	-	13			19
	2014	3	1	3	-	1	3	4	-	-	-	-	-	15	15.4%	▲	15
Other Criminally Related Matters	2013	4	-	3	2	7	4	2	1	4	1	1	2	22			31
	2014	-	4	1	-	1	6	3	-	-	-	-	-	15	-31.8%	▼	15
Probates/Wills and Trusts - Level 1	2013	-	-	-	-	-	-	-	-	1	-	-	-	0			1
	2014	-	-	-	-	-	-	1	-	-	-	-	-	1	0.0%	↔	1
Probates/Wills and Trusts - Level 2	2013	-	-	1	-	-	-	1	-	2	1	-	-	2			5
	2014	-	-	-	-	-	2	1	-	-	-	-	-	3	50.0%	▲	3
Uncontested Divorce	2013	2	3	5	3	3	1	5	6	4	5	-	6	22			43
	2014	5	5	3	5	4	2	1	-	-	-	-	-	25	13.6%	▲	25

Type of Court: Circuit
Locale/Circuit: Greene 16
Start/End Date: Jan-13 / Jul-14
Type of Case: Filings
AVG. Month: 95
2013 AVG Month: 95
2014 AVG Month: 96
Jan-Jul 2013: 699
Jan-Jul 2014: 669
Filings Trending: Downward ▼

D
a
s
h
b
o
a
r
d



	Jan	Feb	Mar	Apr	May	Jun	Jul	Aug	Sep	Oct	Nov	Dec	Thru Jul	% Change	Trending	Total
2013	137	154	96	86	75	61	90	103	69	98	72	102	699			1,143
2014	107	120	112	107	81	64	78	-	-	-	-	-	669	-4.3%	▼	669

		Jan	Feb	Mar	Apr	May	Jun	Jul	Aug	Sep	Oct	Nov	Dec	Thru Jul	% Change	Trending	Total
Contested Divorce	2013	4	1	3	-	1	-	2	1	3	1	-	2	11			18
	2014	1	1	-	2	-	-	5	-	-	-	-	-	9	-18.2%	▼	9
Domestic and Family - Level 1	2013	-	1	2	-	-	-	1	-	-	1	2	-	4			7
	2014	-	2	1	-	-	-	-	-	-	-	-	-	3	-25.0%	▼	3
Domestic and Family - Level 2	2013	-	1	1	1	1	1	-	1	-	2	2	1	5			11
	2014	2	2	1	-	-	-	-	-	-	-	-	-	5	0.0%	↔	5
General Civil - Level 2	2013	1	1	2	3	4	2	1	8	1	2	3	-	14			28
	2014	2	1	1	3	2	2	4	-	-	-	-	-	15	7.1%	▲	15
General Civil - Level 3	2013	-	1	2	1	1	1	5	2	1	1	-	-	11			15
	2014	1	-	1	-	8	-	-	-	-	-	-	-	10	-9.1%	▼	10
Miscellaneous	2013	102	111	59	38	45	25	33	48	45	53	46	60	413			665
	2014	53	90	68	56	48	37	38	-	-	-	-	-	390	-5.6%	▼	390
Misdemeanor	2013	2	5	9	8	1	8	5	4	-	7	4	7	38			60
	2014	6	7	7	20	3	4	6	-	-	-	-	-	53	39.5%	▲	53
Non-Capital Felonies and Related Matters	2013	18	18	12	18	8	11	33	24	8	21	10	18	118			199
	2014	30	3	27	15	15	13	18	-	-	-	-	-	121	2.5%	▲	121
Other	2013	7	11	5	11	8	5	7	9	6	6	1	6	54			82
	2014	7	9	4	3	3	2	3	-	-	-	-	-	31	-42.6%	▼	31
Other Criminally Related Matters	2013	2	1	-	-	1	5	2	2	1	2	3	2	11			21
	2014	1	1	2	2	-	1	1	-	-	-	-	-	8	-27.3%	▼	8
Probates/Wills and Trusts - Level 2	2013	-	-	-	-	1	1	-	2	-	-	1	-	2			5
	2014	1	-	-	1	-	-	-	-	-	-	-	-	2	0.0%	↔	2
Uncontested Divorce	2013	1	3	1	6	4	2	1	2	4	2	-	6	18			32
	2014	3	4	-	5	2	5	3	-	-	-	-	-	22	22.2%	▲	22

Type of Court: Circuit

Locale/Circuit: Louisa 16

Start/End Date: Jan-13 / Jul-14

Type of Case: Filings

AVG. Month: 186

2013 AVG Month: 189

2014 AVG Month: 182

Jan-Jul 2013: 1,475

Jan-Jul 2014: 1,275

Filings Trending: Downward ▼

D

a

s

h

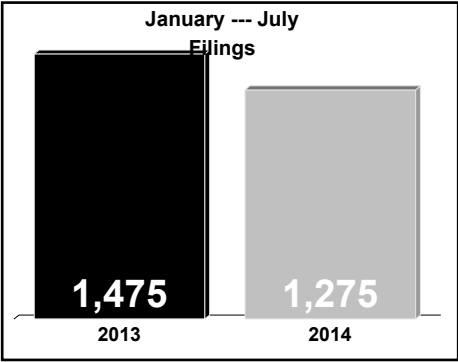
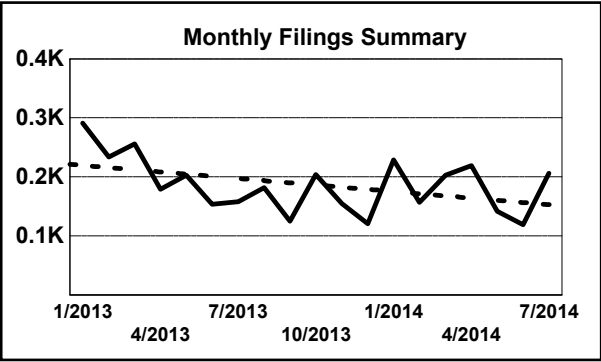
b

o

a

r

d



	Jan	Feb	Mar	Apr	May	Jun	<u>Jul</u>	Aug	Sep	Oct	Nov	Dec	Thru Jul	% Change	Trending	<u>Total</u>
2013	291	234	256	179	203	154	158	182	125	204	155	121	1,475			2,262
2014	229	157	203	219	142	119	206	-	-	-	-	-	1,275	-13.6%	▼	1,275

		Jan	Feb	Mar	Apr	May	Jun	<u>Jul</u>	Aug	Sep	Oct	Nov	Dec	Thru Jul	% Change	Trending	<u>Total</u>
Administrative Law	2013	-	-	-	-	1	-	1	-	-	1	-	-	2			3
	2014	-	-	-	-	-	1	-	-	-	-	-	-	1	-50.0%	▼	1
Contested Divorce	2013	3	2	5	2	3	-	2	5	4	1	1	-	17			28
	2014	1	4	1	-	1	3	2	-	-	-	-	-	12	-29.4%	▼	12
Domestic and Family - Level 1	2013	2	2	2	1	-	-	5	-	-	1	-	3	12			16
	2014	-	6	-	1	-	-	3	-	-	-	-	-	10	-16.7%	▼	10
Domestic and Family - Level 2	2013	1	6	-	2	2	2	3	4	-	6	2	-	16			28
	2014	1	4	1	3	4	2	-	-	-	-	-	-	15	-6.3%	▼	15
General Civil - Level 1	2013	-	-	-	1	-	-	-	1	-	1	-	-	1			3
	2014	-	1	-	-	1	-	-	-	-	-	-	-	2	100.0%	▲	2
General Civil - Level 2	2013	1	4	4	6	2	6	7	4	9	5	7	9	30			64
	2014	11	6	3	4	3	12	4	-	-	-	-	-	43	43.3%	▲	43
General Civil - Level 3	2013	2	1	1	3	2	3	6	-	1	5	5	1	18			30
	2014	2	4	1	2	2	2	3	-	-	-	-	-	16	-11.1%	▼	16
Miscellaneous	2013	134	136	119	67	71	49	57	63	55	77	72	55	633			955
	2014	92	71	74	76	59	43	62	-	-	-	-	-	477	-24.6%	▼	477
Misdemeanor	2013	38	17	12	18	12	34	19	21	9	24	9	7	150			220
	2014	30	12	16	22	9	8	25	-	-	-	-	-	122	-18.7%	▼	122
Non-Capital Felonies and Related Matters	2013	63	26	74	45	66	29	24	56	28	46	41	7	327			505
	2014	55	17	73	78	32	13	75	-	-	-	-	-	343	4.9%	▲	343
Other	2013	26	28	27	26	30	17	25	13	12	23	10	27	179			264
	2014	27	16	16	17	21	24	22	-	-	-	-	-	143	-20.1%	▼	143
Other Criminally Related Matters	2013	11	4	3	5	7	8	4	3	3	6	-	3	42			57
	2014	7	5	7	6	2	5	3	-	-	-	-	-	35	-16.7%	▼	35
Probates/Wills and Trusts - Level 1	2013	1	2	-	-	-	-	-	-	-	-	-	1	3			4
	2014	-	-	-	-	-	-	1	-	-	-	-	-	1	-66.7%	▼	1
Probates/Wills and Trusts - Level 2	2013	2	-	-	-	-	-	-	1	1	1	2	2	2			9
	2014	-	-	-	1	2	-	-	-	-	-	-	-	3	50.0%	▲	3
Uncontested Divorce	2013	7	6	9	3	7	6	5	11	3	7	6	6	43			76
	2014	3	11	11	9	6	6	6	-	-	-	-	-	52	20.9%	▲	52

Type of Court: Circuit

Locale/Circuit: Madison 16

Start/End Date: Jan-13 / Jul-14

Type of Case: Filings

AVG. Month: 68

2013 AVG Month: 68

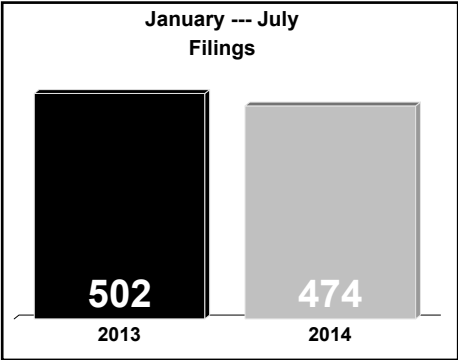
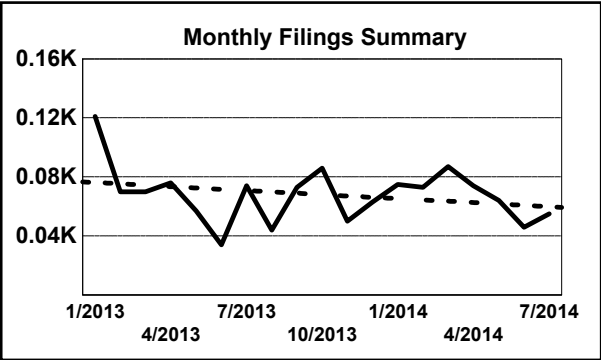
2014 AVG Month: 68

Jan-Jul 2013: 502

Jan-Jul 2014: 474

Filings Trending: Downward ▼

D
a
s
h
b
o
a
r
d



	Jan	Feb	Mar	Apr	May	Jun	Jul	Aug	Sep	Oct	Nov	Dec	Thru Jul	% Change	Trending	Total
2013	121	70	70	76	57	34	74	44	73	86	50	63	502			818
2014	75	73	87	74	64	46	55	-	-	-	-	-	474	-5.6%	▼	474

		Jan	Feb	Mar	Apr	May	Jun	Jul	Aug	Sep	Oct	Nov	Dec	Thru Jul	% Change	Trending	Total
Contested Divorce	2013	3	-	-	2	2	-	-	-	-	-	1	-	7			8
	2014	-	2	-	2	2	2	1	-	-	-	-	-	9	28.6%	▲	9
Domestic and Family - Level 1	2013	1	-	1	2	-	-	-	3	1	-	-	5	4			13
	2014	-	-	-	-	-	2	-	-	-	-	-	-	2	-50.0%	▼	2
Domestic and Family - Level 2	2013	-	-	-	1	-	-	-	1	1	2	-	1	1			6
	2014	1	-	-	1	-	-	1	-	-	-	-	-	3	200.0%	▲	3
General Civil - Level 1	2013	-	-	-	-	-	-	-	-	-	-	-	1	0			1
General Civil - Level 2	2013	3	3	-	4	3	1	1	-	2	-	-	2	15	0.0%	↔	19
	2014	1	-	-	2	2	1	2	-	-	-	-	-	8	-46.7%	▼	8
General Civil - Level 3	2013	-	-	-	4	1	1	-	-	-	2	-	1	6			9
	2014	-	1	-	1	1	4	1	-	-	-	-	-	8	33.3%	▲	8
Miscellaneous	2013	75	42	49	45	27	12	33	20	33	41	35	28	283			440
	2014	51	31	48	42	28	23	31	-	-	-	-	-	254	-10.2%	▼	254
Misdemeanor	2013	-	4	2	5	4	3	5	9	10	7	2	3	23			54
	2014	2	7	1	4	3	1	3	-	-	-	-	-	21	-8.7%	▼	21
Non-Capital Felonies and Related Matters	2013	8	4	3	6	4	7	18	3	13	21	4	2	50			93
	2014	11	11	27	8	17	6	4	-	-	-	-	-	84	68.0%	▲	84
Other	2013	24	15	15	6	14	10	12	6	9	10	5	13	96			139
	2014	8	16	9	7	4	6	5	-	-	-	-	-	55	-42.7%	▼	55
Other Criminally Related Matters	2013	4	-	-	-	-	-	2	1	1	2	-	3	6			13
	2014	-	2	-	1	5	-	2	-	-	-	-	-	10	66.7%	▲	10
Probates/Wills and Trusts	2013	-	-	-	-	-	-	1	-	1	-	-	-	1			2
Probates/Wills and Trusts - Level 2	2013	-	1	-	-	-	-	-	-	-	1	1	-	1			3
	2014	-	-	-	1	-	-	-	-	-	-	-	-	1	0.0%	↔	1
Uncontested Divorce	2013	3	1	-	1	2	-	2	1	2	-	2	4	9			18
	2014	1	3	2	5	2	1	5	-	-	-	-	-	19	111.1%	▲	19

Type of Court: Circuit

Locale/Circuit: Orange 16

Start/End Date: Jan-13 / Jul-14

Type of Case: Filings

AVG. Month: 139

2013 AVG Month: 123

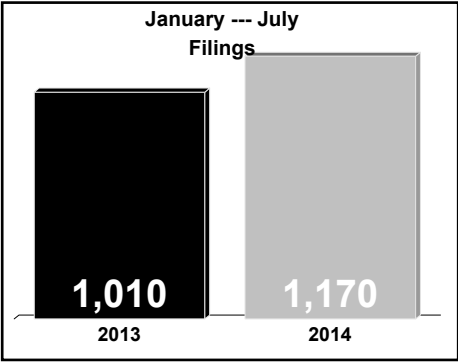
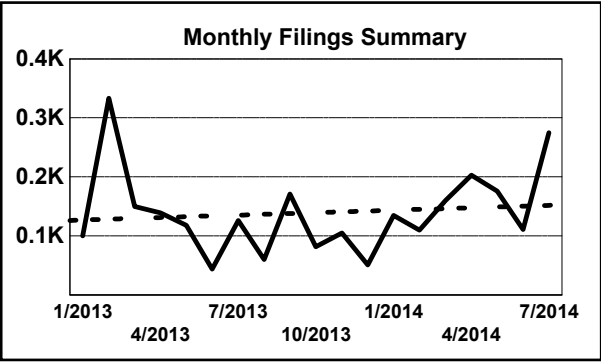
2014 AVG Month: 167

Jan-Jul 2013: 1,010

Jan-Jul 2014: 1,170

Filings Trending: Upward ▲

D
a
s
h
b
o
a
r
d



	Jan	Feb	Mar	Apr	May	Jun	Jul	Aug	Sep	Oct	Nov	Dec	Thru Jul	% Change	Trending	Total
2013	100	333	150	139	118	44	126	60	171	82	105	51	1,010			1,479
2014	135	110	160	203	176	111	275	-	-	-	-	-	1,170	15.8%	▲	1,170

		Jan	Feb	Mar	Apr	May	Jun	Jul	Aug	Sep	Oct	Nov	Dec	Thru Jul	% Change	Trending	Total
Administrative Law	2013	1	-	-	-	-	-	-	-	1	-	1	-	1			3
	2014	-	1	1	1	-	-	-	-	-	-	-	-	3	200.0%	▲	3
Contested Divorce	2013	1	3	3	3	1	1	1	4	2	1	1	2	13			23
	2014	4	2	2	2	2	4	2	-	-	-	-	-	18	38.5%	▲	18
Domestic and Family - Level 1	2013	-	-	-	-	6	-	-	2	-	4	-	-	6			12
	2014	2	4	-	4	1	2	1	-	-	-	-	-	14	133.3%	▲	14
Domestic and Family - Level 2	2013	1	-	2	1	5	-	3	-	-	-	3	1	12			16
	2014	2	2	3	2	4	3	3	-	-	-	-	-	19	58.3%	▲	19
General Civil - Level 1	2013	-	1	-	-	-	-	-	-	-	2	1	-	1			4
	2014	1	-	-	-	1	-	2	-	-	-	-	-	4	300.0%	▲	4
General Civil - Level 2	2013	6	-	5	9	5	2	6	4	7	4	2	5	33			55
	2014	2	1	2	4	8	4	8	-	-	-	-	-	29	-12.1%	▼	29
General Civil - Level 3	2013	9	20	1	1	3	-	2	3	3	3	1	3	36			49
	2014	1	9	19	5	2	3	11	-	-	-	-	-	50	38.9%	▲	50
Miscellaneous	2013	31	254	63	102	7	10	10	13	12	6	9	5	477			522
	2014	65	67	83	85	61	53	57	-	-	-	-	-	471	-1.3%	▼	471
Misdemeanor	2013	2	5	21	1	17	2	12	8	17	7	11	-	60			103
	2014	7	3	8	11	20	7	24	-	-	-	-	-	80	33.3%	▲	80
Non-Capital Felonies and Related Matters	2013	38	45	34	17	64	17	82	16	121	39	69	24	297			566
	2014	39	14	33	76	68	28	149	-	-	-	-	-	407	37.0%	▲	407
Other	2013	-	1	6	2	1	4	3	2	3	6	1	1	17			30
	2014	2	-	1	-	2	4	3	-	-	-	-	-	12	-29.4%	▼	12
Other Criminally Related Matters	2013	3	-	1	-	2	-	1	4	-	3	-	-	7			14
	2014	3	-	-	4	1	1	8	-	-	-	-	-	17	142.9%	▲	17
Probates/Wills and Trusts	2013	-	-	-	-	-	-	1	-	-	-	-	-	1			1
Probates/Wills and Trusts - Level 2	2013	2	-	-	1	-	-	3	-	-	-	-	2	6			8
	2014	1	-	1	-	2	-	-	-	-	-	-	-	4	-33.3%	▼	4
Uncontested Divorce	2013	6	4	14	2	7	8	2	4	5	7	6	8	43			73
	2014	6	7	7	9	4	2	7	-	-	-	-	-	42	-2.3%	▼	42

Type of Court: Circuit

Locale/Circuit: Charlottesville 16

Start/End Date: Jan-13 / Jul-14

Type of Case: Filings

AVG. Month: 127

2013 AVG Month: 128

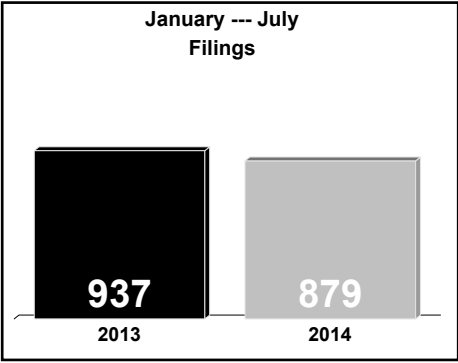
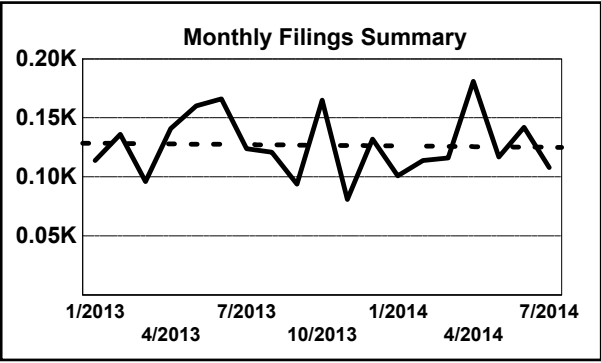
2014 AVG Month: 126

Jan-Jul 2013: 937

Jan-Jul 2014: 879

Filings Trending: Downward ▼

D
a
s
h
b
o
a
r
d



	Jan	Feb	Mar	Apr	May	Jun	<u>Jul</u>	Aug	Sep	Oct	Nov	Dec	Thru Jul	% Change	Trending	<u>Total</u>
2013	114	136	96	141	160	166	124	121	94	165	81	132	937			1,530
2014	101	114	116	181	117	142	108	-	-	-	-	-	879	-6.2%	▼	879

		Jan	Feb	Mar	Apr	May	Jun	<u>Jul</u>	Aug	Sep	Oct	Nov	Dec	Thru Jul	% Change	Trending	<u>Total</u>
Administrative Law	2013	-	-	-	-	-	-	-	-	1	-	-	1	0			2
	2014	-	1	-	-	1	-	-	-	-	-	-	-	2	0.0%	↔	2
Contested Divorce	2013	2	1	2	1	1	-	2	-	-	-	1	2	9			12
	2014	1	-	-	3	-	1	1	-	-	-	-	-	6	-33.3%	▼	6
Domestic and Family - Level 1	2013	1	2	1	2	5	1	5	3	4	2	1	3	17			30
	2014	6	-	6	2	-	4	-	-	-	-	-	-	18	5.9%	▲	18
Domestic and Family - Level 2	2013	2	-	-	2	-	-	-	2	1	1	1	1	4			10
	2014	1	3	1	1	1	1	4	-	-	-	-	-	12	200.0%	▲	12
General Civil - Level 1	2013	1	1	1	1	2	-	1	2	-	2	-	-	7			11
	2014	-	-	1	-	1	-	1	-	-	-	-	-	3	-57.1%	▼	3
General Civil - Level 2	2013	7	7	13	7	9	9	9	11	9	11	9	9	61			110
	2014	12	10	9	12	9	5	13	-	-	-	-	-	70	14.8%	▲	70
General Civil - Level 3	2013	6	4	3	4	7	9	5	3	1	6	3	6	38			57
	2014	5	10	9	6	3	3	4	-	-	-	-	-	40	5.3%	▲	40
Miscellaneous	2013	42	41	19	25	37	18	14	20	26	24	17	27	196			310
	2014	16	17	25	26	25	29	17	-	-	-	-	-	155	-20.9%	▼	155
Misdemeanor	2013	7	7	11	6	8	19	14	11	12	13	6	15	72			129
	2014	16	8	6	20	17	7	8	-	-	-	-	-	82	13.9%	▲	82
Non-Capital Felonies and Related Matters	2013	39	70	40	88	83	105	69	65	37	100	35	68	494			799
	2014	40	62	54	105	51	85	50	-	-	-	-	-	447	-9.5%	▼	447
Other	2013	1	-	-	-	-	-	-	-	-	-	1	-	1			2
	2014	-	-	-	-	-	-	1	-	-	-	-	-	1	0.0%	↔	1
Other Criminally Related Matters	2013	3	-	1	1	-	1	4	-	2	4	6	-	10			22
	2014	3	1	3	5	5	2	4	-	-	-	-	-	23	130.0%	▲	23
Probates/Wills and Trusts	2013	-	-	-	-	-	1	-	-	-	-	-	-	1			1
Probates/Wills and Trusts - Level 2	2013	-	-	2	2	-	-	-	2	-	2	-	-	4			8
	2014	-	-	1	1	2	1	-	-	-	-	-	-	5	25.0%	▲	5
Uncontested Divorce	2013	3	3	3	2	8	3	1	2	1	-	1	-	23			27
	2014	1	2	1	-	2	4	5	-	-	-	-	-	15	-34.8%	▼	15

Type of Court: Circuit

Locale/Circuit: Arlington 17

Start/End Date: Jan-13 / Jul-14

Type of Case: Filings

AVG. Month: 744

2013 AVG Month: 729

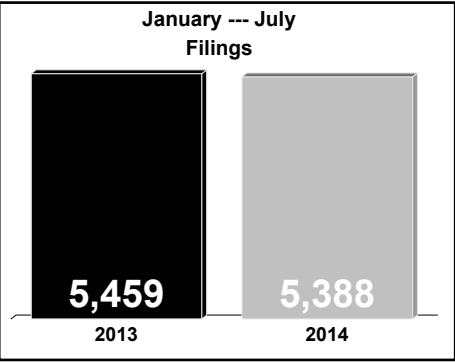
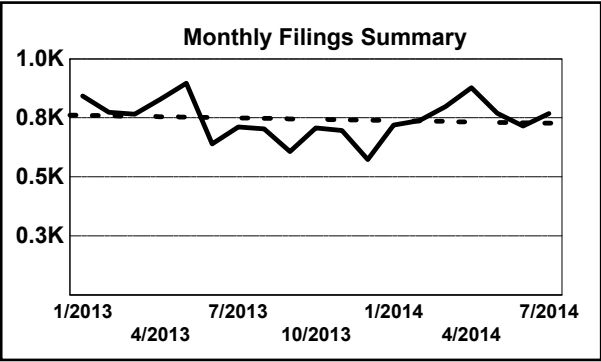
2014 AVG Month: 770

Jan-Jul 2013: 5,459

Jan-Jul 2014: 5,388

Filings Trending: Steady ↔

D
a
s
h
b
o
a
r
d



	Jan	Feb	Mar	Apr	May	Jun	Jul	Aug	Sep	Oct	Nov	Dec	Thru Jul	% Change	Trending	Total
2013	843	774	766	829	896	640	711	703	608	707	696	574	5,459			8,747
2014	720	739	798	878	770	715	768	-	-	-	-	-	5,388	-1.3%	▼	5,388

		Jan	Feb	Mar	Apr	May	Jun	Jul	Aug	Sep	Oct	Nov	Dec	Thru Jul	% Change	Trending	Total
Administrative Law	2013	-	-	-	4	2	-	-	-	-	2	3	1	6			12
	2014	-	2	-	2	-	1	1	-	-	-	-	-	6	0.0%	↔	6
Capital Murder	2013	-	-	-	4	5	-	-	-	-	-	-	-	9			9
Contested Divorce	2013	9	9	8	8	14	12	6	9	8	6	6	9	66			104
	2014	10	12	20	12	10	12	9	-	-	-	-	-	85	28.8%	▲	85
Domestic and Family - Level 1	2013	9	6	8	1	9	15	13	4	8	8	7	5	61			93
	2014	2	6	2	5	1	1	1	-	-	-	-	-	18	-70.5%	▼	18
Domestic and Family - Level 2	2013	2	4	1	5	5	4	3	4	3	11	5	5	24			52
	2014	6	8	8	9	7	9	2	-	-	-	-	-	49	104.2%	▲	49
General Civil - Level 1	2013	3	1	2	1	3	-	1	4	2	-	3	3	11			23
	2014	2	1	-	-	4	1	1	-	-	-	-	-	9	-18.2%	▼	9
General Civil - Level 2	2013	37	41	39	31	39	33	37	44	37	26	37	30	257			431
	2014	36	38	32	47	30	34	34	-	-	-	-	-	251	-2.3%	▼	251
General Civil - Level 3	2013	15	15	22	16	21	10	9	14	16	7	6	13	108			164
	2014	8	6	12	6	8	10	8	-	-	-	-	-	58	-46.3%	▼	58
Miscellaneous	2013	263	234	196	167	163	148	154	169	114	165	141	128	1,325			2,042
	2014	153	135	158	154	137	144	150	-	-	-	-	-	1,031	-22.2%	▼	1,031
Misdemeanor	2013	57	47	58	94	66	31	43	53	47	68	33	40	396			637
	2014	50	71	69	73	93	42	44	-	-	-	-	-	442	11.6%	▲	442
Non-Capital Felonies and Related Matters	2013	286	274	272	308	374	227	206	210	172	192	209	159	1,947			2,889
	2014	201	215	275	291	256	202	210	-	-	-	-	-	1,650	-15.3%	▼	1,650
Other	2013	99	83	88	103	99	101	119	114	132	140	147	105	692			1,330
	2014	135	123	144	189	150	167	142	-	-	-	-	-	1,050	51.7%	▲	1,050
Other Criminally Related Matters	2013	38	31	35	55	44	28	78	43	42	48	69	51	309			562
	2014	74	80	27	54	40	48	131	-	-	-	-	-	454	46.9%	▲	454
Probates/Wills and Trusts - Level 1	2013	1	-	1	-	-	-	3	1	3	-	1	-	5			10
	2014	2	4	2	2	-	3	3	-	-	-	-	-	16	220.0%	▲	16
Probates/Wills and Trusts - Level 2	2013	7	6	8	4	10	4	8	7	3	9	6	6	47			78
	2014	11	6	7	7	8	13	7	-	-	-	-	-	59	25.5%	▲	59
Protective Orders	2013	-	-	2	-	1	1	-	-	-	1	-	-	4			5
	2014	-	1	2	-	-	-	-	-	-	-	-	-	3	-25.0%	▼	3
Uncontested Divorce	2013	17	23	26	28	41	26	31	27	21	24	23	19	192			306
	2014	30	31	40	27	26	28	25	-	-	-	-	-	207	7.8%	▲	207

Type of Court: Circuit

Locale/Circuit: Fauquier 20

Start/End Date: Jan-13 / Jul-14

Type of Case: Filings

AVG. Month: 335

2013 AVG Month: 353

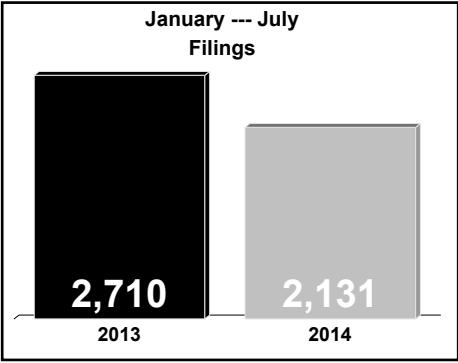
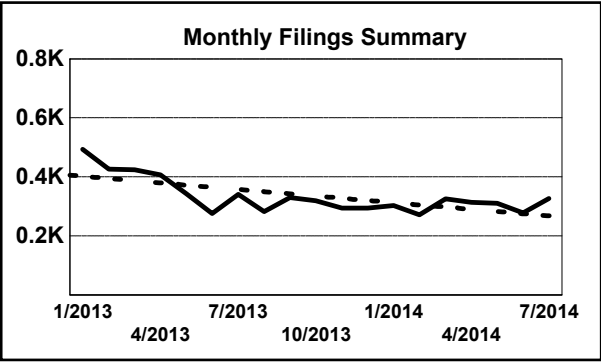
2014 AVG Month: 304

Jan-Jul 2013: 2,710

Jan-Jul 2014: 2,131

Filings Trending: Downward ▼

D
a
s
h
b
o
a
r
d



	Jan	Feb	Mar	Apr	May	Jun	<u>Jul</u>	Aug	Sep	Oct	Nov	Dec	Thru Jul	% Change	Trending	Total
2013	493	426	424	407	343	276	341	283	330	319	295	294	2,710			4,231
2014	303	272	326	314	311	278	327	-	-	-	-	-	2,131	-21.4%	▼	2,131

		Jan	Feb	Mar	Apr	May	Jun	<u>Jul</u>	Aug	Sep	Oct	Nov	Dec	Thru Jul	% Change	Trending	Total
Administrative Law	2013	-	-	-	3	-	-	1	-	1	-	1	-	4			6
	2014	2	-	1	-	1	-	1	-	-	-	-	-	5	25.0%	▲	5
Contested Divorce	2013	6	5	7	4	8	8	3	6	5	10	2	1	41			65
	2014	8	7	4	7	7	4	5	-	-	-	-	-	42	2.4%	▲	42
Domestic and Family - Level 1	2013	3	2	2	-	8	1	1	3	3	3	2	2	17			30
	2014	-	1	4	8	2	4	2	-	-	-	-	-	21	23.5%	▲	21
Domestic and Family - Level 2	2013	-	2	1	3	-	4	4	5	4	3	1	-	14			27
	2014	3	1	2	1	2	1	4	-	-	-	-	-	14	0.0%	↔	14
General Civil - Level 1	2013	-	-	1	1	1	1	2	-	1	-	1	-	6			8
	2014	-	2	-	2	1	2	-	-	-	-	-	-	7	16.7%	▲	7
General Civil - Level 2	2013	14	15	11	24	24	10	14	16	17	13	15	18	112			191
	2014	11	5	10	18	17	16	9	-	-	-	-	-	86	-23.2%	▼	86
General Civil - Level 3	2013	9	2	6	3	8	2	3	5	10	6	6	7	33			67
	2014	3	5	7	2	4	2	8	-	-	-	-	-	31	-6.1%	▼	31
Miscellaneous	2013	312	264	243	186	131	109	111	105	116	145	124	158	1,356			2,004
	2014	148	113	148	133	109	101	103	-	-	-	-	-	855	-36.9%	▼	855
Misdemeanor	2013	34	16	18	33	15	18	33	23	31	17	26	19	167			283
	2014	16	26	27	26	24	16	30	-	-	-	-	-	165	-1.2%	▼	165
Non-Capital Felonies and Related Matters	2013	58	52	95	87	87	55	104	59	89	55	78	36	538			855
	2014	67	56	62	53	83	65	92	-	-	-	-	-	478	-11.2%	▼	478
Other	2013	34	40	27	40	44	45	43	43	32	44	24	43	273			459
	2014	31	38	31	44	32	56	46	-	-	-	-	-	278	1.8%	▲	278
Other Criminally Related Matters	2013	6	6	1	1	5	6	5	6	4	4	2	-	30			46
	2014	3	4	8	7	8	4	8	-	-	-	-	-	42	40.0%	▲	42
Probates/Wills and Trusts - Level 1	2013	-	1	-	-	-	1	-	-	1	-	-	-	2			3
	2014	-	1	-	1	-	-	-	-	-	-	-	-	2	0.0%	↔	2
Probates/Wills and Trusts - Level 2	2013	-	2	-	1	-	2	2	1	1	1	-	-	7			10
	2014	-	1	2	2	1	-	1	-	-	-	-	-	7	0.0%	↔	7
Protective Orders	2013	4	2	3	-	2	-	3	2	-	1	-	2	14			19
	2014	1	-	-	-	1	-	1	-	-	-	-	-	3	-78.6%	▼	3
Uncontested Divorce	2013	13	17	9	21	10	14	12	9	15	17	13	8	96			158
	2014	10	12	20	10	19	7	17	-	-	-	-	-	95	-1.0%	▼	95

Type of Court: Circuit

Locale/Circuit: Loudoun 20

Start/End Date: Jan-13 / Jul-14

Type of Case: Filings

AVG. Month: 859

2013 AVG Month: 884

2014 AVG Month: 817

Jan-Jul 2013: 6,583

Jan-Jul 2014: 5,716

Filings Trending: Downward ▼

D

a

s

h

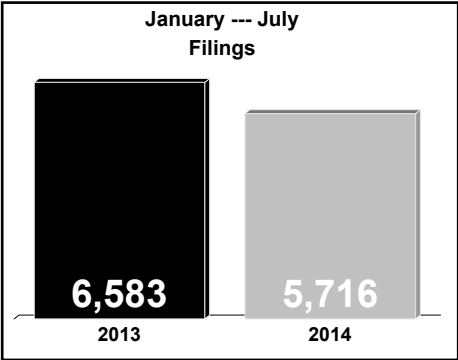
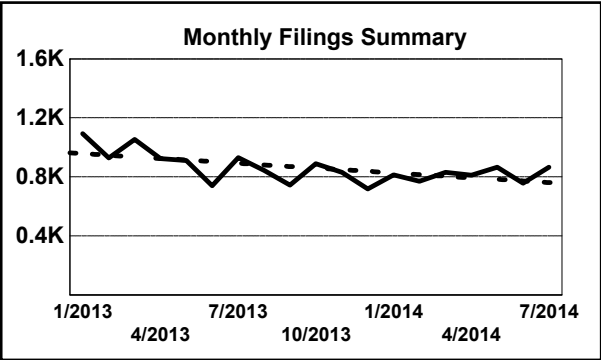
b

o

a

r

d



	Jan	Feb	Mar	Apr	May	Jun	<u>Jul</u>	Aug	Sep	Oct	Nov	Dec	Thru Jul	% Change	Trending	<u>Total</u>
2013	1,092	928	1,055	925	912	741	930	844	745	889	832	718	6,583			10,611
2014	814	771	832	812	865	757	865	-	-	-	-	-	5,716	-13.2%	▼	5,716

		Jan	Feb	Mar	Apr	May	Jun	<u>Jul</u>	Aug	Sep	Oct	Nov	Dec	Thru Jul	% Change	Trending	<u>Total</u>
Administrative Law	2013	4	3	-	4	1	1	2	1	2	2	-	1	15			21
	2014	2	2	-	-	-	2	3	-	-	-	-	-	9	-40.0%	▼	9
Capital Murder	2013	-	-	-	-	2	-	-	-	-	-	-	-	2			2
Contested Divorce	2013	17	23	24	17	16	12	22	23	18	24	19	15	131			230
	2014	20	22	24	27	33	22	19	-	-	-	-	-	167	27.5%	▲	167
Domestic and Family - Level 1	2013	12	20	11	24	24	9	12	21	5	7	16	17	112			178
	2014	17	9	25	7	7	17	2	-	-	-	-	-	84	-25.0%	▼	84
Domestic and Family - Level 2	2013	14	8	16	9	13	13	7	6	11	12	15	10	80			134
	2014	9	12	13	24	16	19	16	-	-	-	-	-	109	36.3%	▲	109
General Civil - Level 1	2013	3	-	5	2	1	1	1	1	-	-	2	1	13			17
	2014	2	1	2	1	4	-	3	-	-	-	-	-	13	0.0%	↔	13
General Civil - Level 2	2013	37	42	52	47	38	30	51	47	33	63	36	48	297			524
	2014	51	38	37	58	54	50	37	-	-	-	-	-	325	9.4%	▲	325
General Civil - Level 3	2013	29	23	38	27	30	28	23	31	29	24	29	29	198			340
	2014	20	22	23	39	31	26	19	-	-	-	-	-	180	-9.1%	▼	180
Miscellaneous	2013	742	560	577	503	451	352	448	383	386	420	414	391	3,633			5,627
	2014	451	380	444	400	359	344	394	-	-	-	-	-	2,772	-23.7%	▼	2,772
Misdemeanor	2013	48	31	36	30	43	40	42	46	44	37	57	29	270			483
	2014	45	45	56	28	69	50	70	-	-	-	-	-	363	34.4%	▲	363
Non-Capital Felonies and Related Matters	2013	87	64	118	113	157	108	154	127	100	136	120	72	801			1,356
	2014	86	157	78	109	149	100	166	-	-	-	-	-	845	5.5%	▲	845
Other	2013	36	45	44	37	36	50	44	47	30	34	37	31	292			471
	2014	23	18	17	15	24	24	31	-	-	-	-	-	152	-47.9%	▼	152
Other Criminally Related Matters	2013	18	44	52	36	23	31	49	27	25	62	41	24	253			432
	2014	19	17	34	44	39	41	30	-	-	-	-	-	224	-11.5%	▼	224
Probates/Wills and Trusts - Level 1	2013	-	1	-	-	-	1	1	-	1	1	1	1	3			7
	2014	-	-	-	-	-	1	-	-	-	-	-	-	1	-66.7%	▼	1
Probates/Wills and Trusts - Level 2	2013	4	5	15	9	12	10	16	8	7	6	4	8	71			104
	2014	6	7	10	5	11	8	7	-	-	-	-	-	54	-23.9%	▼	54
Uncontested Divorce	2013	41	59	67	67	65	55	58	76	54	61	41	41	412			685
	2014	63	41	69	55	69	53	68	-	-	-	-	-	418	1.5%	▲	418

Type of Court: Circuit

Locale/Circuit: Rappahannock 20

Start/End Date: Jan-13 / Jul-14

Type of Case: Filings

AVG. Month: 40

2013 AVG Month: 45

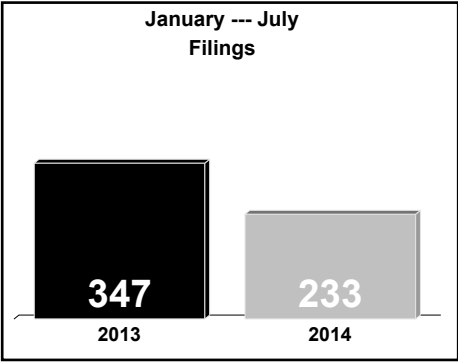
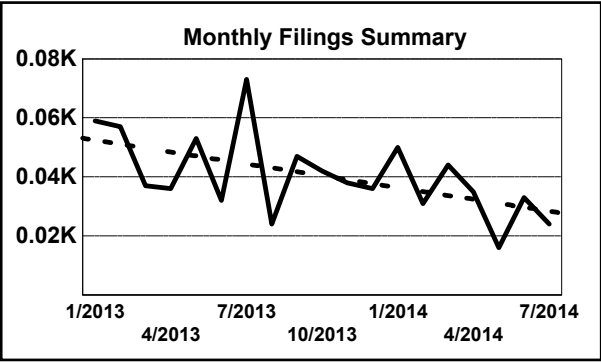
2014 AVG Month: 33

Jan-Jul 2013: 347

Jan-Jul 2014: 233

Filings Trending: Downward ▼

D
a
s
h
b
o
a
r
d



	Jan	Feb	Mar	Apr	May	Jun	Jul	Aug	Sep	Oct	Nov	Dec	Thru Jul	% Change	Trending	Total
2013	59	57	37	36	53	32	73	24	47	42	38	36	347			534
2014	50	31	44	35	16	33	24	-	-	-	-	-	233	-32.9%	▼	233

		Jan	Feb	Mar	Apr	May	Jun	Jul	Aug	Sep	Oct	Nov	Dec	Thru Jul	% Change	Trending	Total
Administrative Law	2013	-	-	-	-	-	-	-	-	-	-	1	-	0			1
Contested Divorce	2013	2	1	-	1	-	2	1	-	-	-	1	-	7	0.0%	↔	8
	2014	1	-	-	-	-	-	2	-	-	-	-	-	3	-57.1%	▼	3
Domestic and Family - Level 1	2013	-	3	1	-	-	-	6	1	-	1	-	-	10			12
	2014	-	-	-	-	-	1	-	-	-	-	-	-	1	-90.0%	▼	1
Domestic and Family - Lev	2014	-	-	-	-	-	-	1	-	-	-	-	-	1			1
General Civil - Level 1	2013	-	-	-	-	-	-	1	-	-	-	-	-	1			1
General Civil - Level 2	2013	-	6	1	-	4	-	3	1	2	-	1	1	14			19
	2014	2	-	-	2	1	-	1	-	-	-	-	-	6	-57.1%	▼	6
General Civil - Level 3	2013	-	1	1	2	2	3	1	-	1	-	1	2	10			14
	2014	1	-	-	1	1	-	-	-	-	-	-	-	3	-70.0%	▼	3
Miscellaneous	2013	36	30	9	17	20	6	14	10	12	15	11	11	132			191
	2014	14	18	19	20	8	20	15	-	-	-	-	-	114	-13.6%	▼	114
Misdemeanor	2013	4	4	4	3	6	3	1	2	2	9	2	5	25			45
	2014	3	3	3	5	-	8	1	-	-	-	-	-	23	-8.0%	▼	23
Non-Capital Felonies and Related Matters	2013	5	2	5	-	6	9	40	-	19	3	5	3	67			97
	2014	8	1	9	1	5	-	2	-	-	-	-	-	26	-61.2%	▼	26
Other	2013	10	10	14	7	12	8	6	8	10	11	16	12	67			124
	2014	20	8	12	5	1	-	-	-	-	-	-	-	46	-31.3%	▼	46
Other Criminally Related Matters	2013	1	-	1	4	1	1	-	-	1	-	-	1	8			10
	2014	-	1	-	-	-	3	-	-	-	-	-	-	4	-50.0%	▼	4
Probates/Wills and Trusts	2013	-	-	-	1	-	-	-	1	-	-	-	-	1			2
Probates/Wills and Trusts	2014	1	-	-	-	-	-	-	-	-	-	-	-	1			1
Uncontested Divorce	2013	1	-	1	1	2	-	-	1	-	3	-	1	5			10
	2014	-	-	1	1	-	1	2	-	-	-	-	-	5	0.0%	↔	5

Type of Court: Circuit

Locale/Circuit: Henry 21

Start/End Date: Jan-13 / Jul-14

Type of Case: Filings

AVG. Month: 315

2013 AVG Month: 297

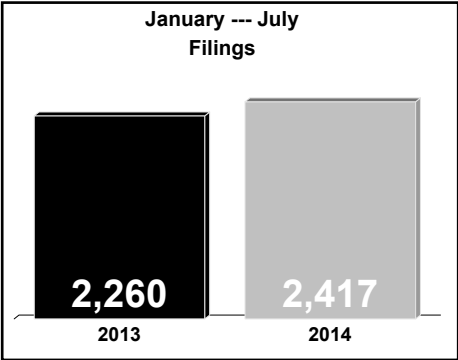
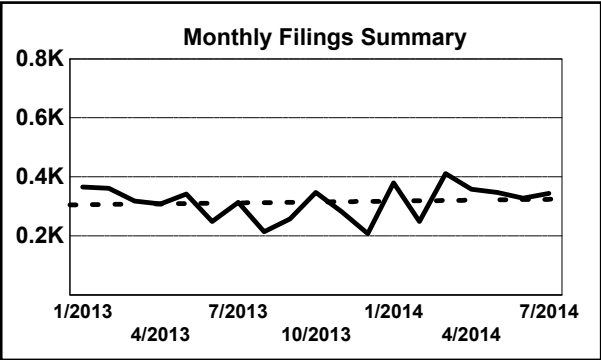
2014 AVG Month: 345

Jan-Jul 2013: 2,260

Jan-Jul 2014: 2,417

Filings Trending: Upward ▲

D
a
s
h
b
o
a
r
d



	Jan	Feb	Mar	Apr	May	Jun	<u>Jul</u>	Aug	Sep	Oct	Nov	Dec	Thru Jul	% Change	Trending	<u>Total</u>
2013	366	362	318	309	342	249	314	214	258	348	281	208	2,260			3,569
2014	380	249	411	358	347	328	344	-	-	-	-	-	2,417	6.9%	▲	2,417

		Jan	Feb	Mar	Apr	May	Jun	<u>Jul</u>	Aug	Sep	Oct	Nov	Dec	Thru Jul	% Change	Trending	<u>Total</u>
Administrative Law	2013	-	-	-	-	-	-	-	-	-	-	1	-	0			1
	2014	-	2	-	-	1	-	1	-	-	-	-	-	4	0.0%	↔	4
Contested Divorce	2013	3	3	9	5	2	4	6	3	8	7	5	5	32			60
	2014	5	6	4	7	7	6	7	-	-	-	-	-	42	31.3%	▲	42
Domestic and Family - Level 1	2013	5	3	-	2	2	6	6	3	5	4	3	4	24			43
	2014	13	1	5	6	3	3	4	-	-	-	-	-	35	45.8%	▲	35
Domestic and Family - Level 2	2013	5	4	1	1	2	3	5	-	3	1	-	-	21			25
	2014	1	-	-	2	3	-	1	-	-	-	-	-	7	-66.7%	▼	7
General Civil - Level 1	2013	2	-	1	2	-	-	-	2	-	1	1	1	5			10
	2014	2	-	-	-	-	-	-	-	-	-	-	-	2	-60.0%	▼	2
General Civil - Level 2	2013	3	7	6	5	9	6	8	10	6	10	1	5	44			76
	2014	7	3	7	6	5	4	4	-	-	-	-	-	36	-18.2%	▼	36
General Civil - Level 3	2013	-	3	4	3	2	5	3	3	1	3	10	8	20			45
	2014	5	6	17	9	2	-	1	-	-	-	-	-	40	100.0%	▲	40
Miscellaneous	2013	184	159	52	132	144	112	64	63	85	81	43	43	847			1,162
	2014	132	95	118	111	77	102	97	-	-	-	-	-	732	-13.6%	▼	732
Misdemeanor	2013	44	44	37	42	34	36	45	32	40	50	28	44	282			476
	2014	36	39	35	54	46	44	51	-	-	-	-	-	305	8.2%	▲	305
Non-Capital Felonies and Related Matters	2013	77	96	155	75	110	56	87	64	75	71	152	47	656			1,065
	2014	139	56	122	72	175	66	132	-	-	-	-	-	762	16.2%	▲	762
Other	2013	31	14	19	14	16	7	70	10	21	97	17	21	171			337
	2014	16	24	67	73	16	82	22	-	-	-	-	-	300	75.4%	▲	300
Other Criminally Related Matters	2013	4	7	4	8	7	5	2	9	1	9	9	17	37			82
	2014	11	1	7	8	3	9	5	-	-	-	-	-	44	18.9%	▲	44
Probates/Wills and Trusts - Level 1	2013	-	2	-	1	1	-	-	-	-	-	-	-	4			4
	2014	1	-	-	-	-	-	-	-	-	-	-	-	1	-75.0%	▼	1
Probates/Wills and Trusts - Level 2	2013	-	-	1	2	-	-	-	2	1	1	2	2	3			11
	2014	1	1	3	1	1	-	-	-	-	-	-	-	7	133.3%	▲	7
Protective Orders	2013	-	1	-	-	-	-	-	-	-	-	-	-	1			1
Uncontested Divorce	2013	8	19	29	17	13	9	18	13	12	13	9	11	113			171
	2014	11	15	26	9	8	12	19	-	-	-	-	-	100	-11.5%	▼	100

Type of Court: Circuit

Locale/Circuit: Patrick 21

Start/End Date: Jan-13 / Jul-14

Type of Case: Filings

AVG. Month: 122

2013 AVG Month: 117

2014 AVG Month: 132

Jan-Jul 2013: 910

Jan-Jul 2014: 922

Filings Trending: Steady ↔

D

a

s

h

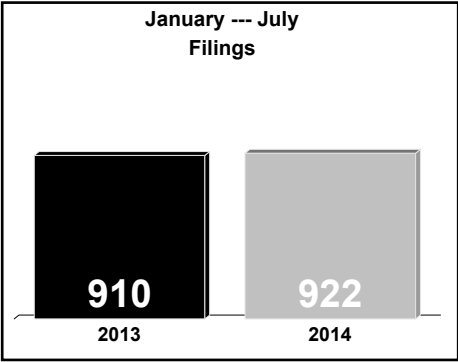
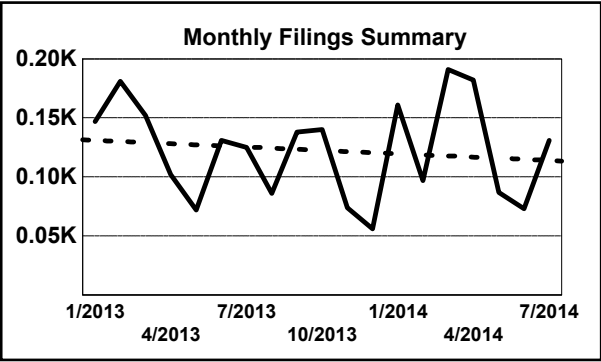
b

o

a

r

d

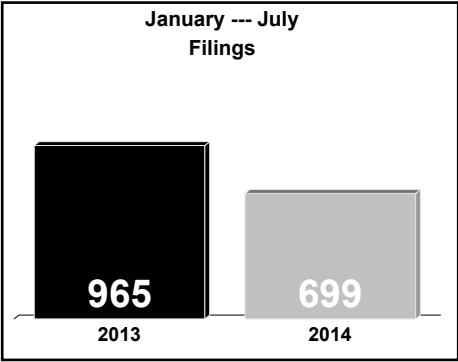
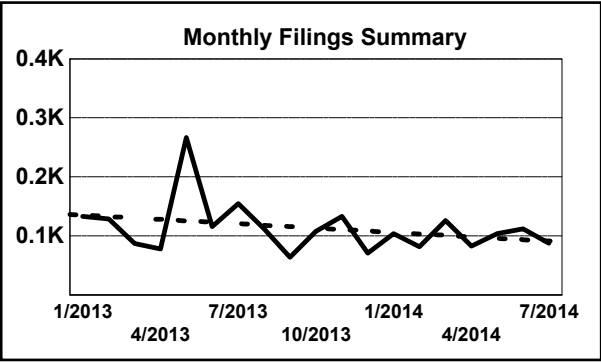


	Jan	Feb	Mar	Apr	May	Jun	<u>Jul</u>	Aug	Sep	Oct	Nov	Dec	Thru Jul	% Change	Trending	<u>Total</u>
2013	147	181	152	102	72	131	125	86	138	140	74	56	910			1,404
2014	161	97	191	182	87	73	131	-	-	-	-	-	922	1.3%	▲	922

		Jan	Feb	Mar	Apr	May	Jun	<u>Jul</u>	Aug	Sep	Oct	Nov	Dec	Thru Jul	% Change	Trending	<u>Total</u>
Administrative Law	2013	-	-	-	-	-	-	-	-	1	-	-	-	0			1
Contested Divorce	2013	5	2	4	3	-	2	2	1	-	1	1	2	18	0.0%	↔	23
	2014	1	2	2	2	3	3	-	-	-	-	-	-	13	-27.8%	▼	13
Domestic and Family - Level 1	2013	-	1	-	-	-	1	4	2	-	3	-	-	6			11
	2014	-	2	-	10	6	2	-	-	-	-	-	-	20	233.3%	▲	20
Domestic and Family - Level 2	2013	-	-	1	-	1	-	-	1	-	-	1	-	2			4
	2014	-	-	-	1	-	1	-	-	-	-	-	-	2	0.0%	↔	2
General Civil - Level 2	2013	3	1	1	2	2	1	2	1	2	3	3	2	12			23
	2014	1	-	-	3	3	2	-	-	-	-	-	-	9	-25.0%	▼	9
General Civil - Level 3	2013	-	2	2	-	2	1	-	1	-	2	1	5	7			16
	2014	1	1	-	2	2	-	-	-	-	-	-	-	6	-14.3%	▼	6
Miscellaneous	2013	51	85	72	40	48	63	33	34	49	34	22	29	392			560
	2014	54	31	34	57	30	5	36	-	-	-	-	-	247	-37.0%	▼	247
Misdemeanor	2013	21	13	11	14	1	21	27	16	15	35	7	3	108			184
	2014	36	14	29	27	9	14	18	-	-	-	-	-	147	36.1%	▲	147
Non-Capital Felonies and Related Matters	2013	42	71	56	32	8	37	49	15	68	40	28	13	295			459
	2014	48	32	116	54	33	42	50	-	-	-	-	-	375	27.1%	▲	375
Other Criminally Related Matters	2013	20	3	-	2	3	-	5	12	-	12	10	-	33			67
	2014	19	7	-	21	-	-	22	-	-	-	-	-	69	109.1%	▲	69
Probates/Wills and Trusts	2013	-	-	-	-	-	-	-	-	-	1	1	-	0			2
Probates/Wills and Trusts	2013	1	-	-	3	-	-	-	-	-	-	-	-	4	0.0%	↔	4
Uncontested Divorce	2013	4	3	5	6	7	5	3	3	3	9	-	2	33			50
	2014	1	8	10	5	1	4	5	-	-	-	-	-	34	3.0%	▲	34

Type of Court: Circuit
Locale/Circuit: Martinsville 21
Start/End Date: Jan-13 / Jul-14
Type of Case: Filings
AVG. Month: 113
2013 AVG Month: 121
2014 AVG Month: 100
Jan-Jul 2013: 965
Jan-Jul 2014: 699
Filings Trending: Downward ▼

D
a
s
h
b
o
a
r
d



	Jan	Feb	Mar	Apr	May	Jun	<u>Jul</u>	Aug	Sep	Oct	Nov	Dec	Thru Jul	% Change	Trending	Total
2013	133	129	87	78	267	116	155	112	64	108	133	71	965			1,453
2014	104	82	126	83	104	112	88	-	-	-	-	-	699	-27.6%	▼	699

		Jan	Feb	Mar	Apr	May	Jun	<u>Jul</u>	Aug	Sep	Oct	Nov	Dec	Thru Jul	% Change	Trending	Total
Administrative Law	2014	-	-	-	1	-	-	-	-	-	-	-	-	1			1
Contested Divorce	2013	-	1	1	2	2	1	-	1	-	3	-	-	7			11
	2014	-	-	2	2	2	1	-	-	-	-	-	-	7	0.0%	↔	7
Domestic and Family - Lev	2013	1	8	2	-	4	-	-	9	-	-	-	-	15			24
Domestic and Family - Lev	2013	-	-	-	-	1	-	-	-	-	-	-	1	1			2
General Civil - Level 1	2013	-	1	3	-	2	-	-	-	-	-	-	2	6			8
General Civil - Level 2	2013	3	4	3	2	5	7	2	1	6	3	-	1	26			37
	2014	1	2	6	2	5	3	1	-	-	-	-	-	20	-23.1%	▼	20
General Civil - Level 3	2013	3	1	3	1	4	1	1	1	4	2	-	1	14			22
	2014	6	1	6	2	1	-	1	-	-	-	-	-	17	21.4%	▲	17
Miscellaneous	2013	21	26	25	16	14	10	18	11	11	12	9	7	130			180
	2014	16	19	23	16	20	15	17	-	-	-	-	-	126	-3.1%	▼	126
Misdemeanor	2013	28	18	17	15	39	23	10	24	5	22	16	21	150			238
	2014	20	8	8	20	15	26	6	-	-	-	-	-	103	-31.3%	▼	103
Non-Capital Felonies and Related Matters	2013	52	57	19	21	181	45	101	40	24	45	97	28	476			710
	2014	38	40	55	20	50	42	47	-	-	-	-	-	292	-38.7%	▼	292
Other	2013	18	6	11	19	6	21	21	15	12	17	8	5	102			159
	2014	17	7	18	10	6	10	11	-	-	-	-	-	79	-22.5%	▼	79
Other Criminally Related Matters	2013	6	2	-	1	7	6	2	9	1	3	2	4	24			43
	2014	4	2	6	7	4	13	1	-	-	-	-	-	37	54.2%	▲	37
Probates/Wills and Trusts - Level 2	2013	-	2	-	-	1	-	-	1	-	1	1	1	3			7
	2014	1	1	-	1	-	-	1	-	-	-	-	-	4	33.3%	▲	4
Uncontested Divorce	2013	1	3	3	1	1	2	-	-	1	-	-	-	11			12
	2014	1	2	2	2	1	2	3	-	-	-	-	-	13	18.2%	▲	13

Type of Court: Circuit

Locale/Circuit: Franklin County 22

Start/End Date: Jan-13 / Jul-14

Type of Case: Filings

AVG. Month: 329

2013 AVG Month: 358

2014 AVG Month: 281

Jan-Jul 2013: 2,487

Jan-Jul 2014: 1,965

Filings Trending: Downward ▼

D

a

s

h

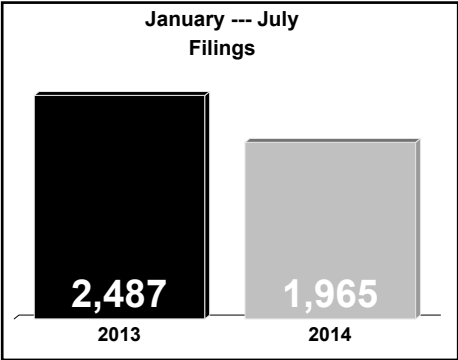
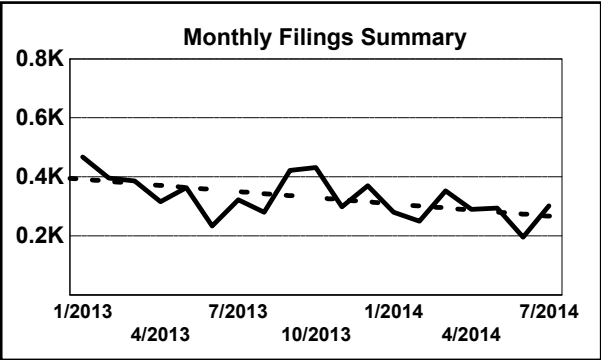
b

o

a

r

d



	Jan	Feb	Mar	Apr	May	Jun	<u>Jul</u>	Aug	Sep	Oct	Nov	Dec	Thru Jul	% Change	Trending	<u>Total</u>
2013	468	396	386	316	364	234	323	280	422	432	299	370	2,487			4,290
2014	280	250	353	290	294	196	302	-	-	-	-	-	1,965	-21.0%	▼	1,965

		Jan	Feb	Mar	Apr	May	Jun	<u>Jul</u>	Aug	Sep	Oct	Nov	Dec	Thru Jul	% Change	Trending	<u>Total</u>
Administrative Law	2013	-	-	-	-	-	-	-	-	-	1	-	-	0			1
	2014	1	-	2	-	-	-	-	-	-	-	-	-	3	0.0%	↔	3
Contested Divorce	2013	8	1	5	7	3	8	4	6	12	6	4	6	36	69.4%	▲	70
	2014	8	11	9	10	8	5	10	-	-	-	-	-	61			61
Domestic and Family - Level 1	2013	21	2	8	5	2	3	10	8	10	2	9	7	51			87
	2014	17	7	5	2	6	2	9	-	-	-	-	-	48	-5.9%	▼	48
Domestic and Family - Level 2	2013	2	2	-	-	2	1	4	3	1	3	3	-	11			21
	2014	2	1	4	1	4	4	5	-	-	-	-	-	21	90.9%	▲	21
General Civil - Level 1	2013	-	-	-	-	-	-	-	2	-	-	-	2	0			4
	2014	1	-	1	-	1	1	-	-	-	-	-	-	4	0.0%	↔	4
General Civil - Level 2	2013	13	8	11	13	10	5	7	9	10	7	5	9	67			107
	2014	10	8	13	6	11	6	9	-	-	-	-	-	63	-6.0%	▼	63
General Civil - Level 3	2013	12	4	7	5	12	5	6	3	1	5	3	2	51			65
	2014	16	6	4	5	7	16	7	-	-	-	-	-	61	19.6%	▲	61
Miscellaneous	2013	227	189	177	152	114	72	93	86	100	112	115	105	1,024			1,542
	2014	133	109	128	99	82	64	98	-	-	-	-	-	713	-30.4%	▼	713
Misdemeanor	2013	44	36	46	33	55	53	67	53	74	107	59	74	334			701
	2014	31	22	61	46	71	24	21	-	-	-	-	-	276	-17.4%	▼	276
Non-Capital Felonies and Related Matters	2013	118	132	106	80	151	77	113	97	196	172	82	153	777			1,477
	2014	48	60	109	97	83	60	112	-	-	-	-	-	569	-26.8%	▼	569
Other	2013	1	-	2	-	-	-	1	-	-	2	-	-	4			6
	2014	3	-	-	1	2	2	6	-	-	-	-	-	14	250.0%	▲	14
Other Criminally Related Matters	2013	5	5	1	5	2	4	5	1	4	3	5	-	27			40
	2014	3	3	2	4	5	2	2	-	-	-	-	-	21	-22.2%	▼	21
Probates/Wills and Trusts - Level 2	2013	3	1	2	1	1	1	1	1	2	2	4	1	10			20
	2014	-	1	2	-	-	1	1	-	-	-	-	-	5	-50.0%	▼	5
Uncontested Divorce	2013	14	16	21	15	12	5	12	11	12	10	10	11	95			149
	2014	7	22	13	19	14	9	22	-	-	-	-	-	106	11.6%	▲	106

Type of Court: Circuit

Locale/Circuit: Pittsylvania 22

Start/End Date: Jan-13 / Jul-14

Type of Case: Filings

AVG. Month: 333

2013 AVG Month: 347

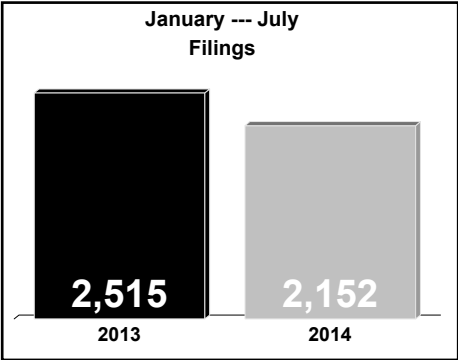
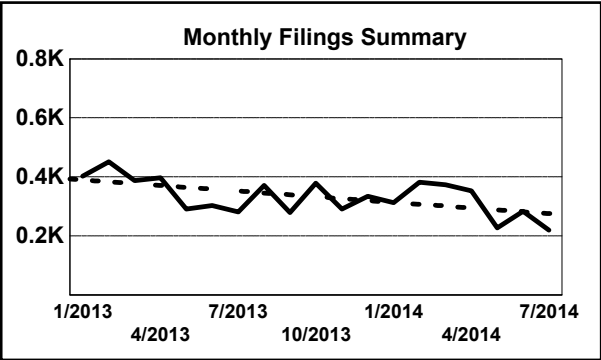
2014 AVG Month: 307

Jan-Jul 2013: 2,515

Jan-Jul 2014: 2,152

Filings Trending: Downward ▼

D
a
s
h
b
o
a
r
d



	Jan	Feb	Mar	Apr	May	Jun	<u>Jul</u>	Aug	Sep	Oct	Nov	Dec	Thru Jul	% Change	Trending	<u>Total</u>
2013	403	451	388	397	291	303	282	371	279	379	291	334	2,515			4,169
2014	313	382	373	353	227	284	220	-	-	-	-	-	2,152	-14.4%	▼	2,152

		Jan	Feb	Mar	Apr	May	Jun	<u>Jul</u>	Aug	Sep	Oct	Nov	Dec	Thru Jul	% Change	Trending	<u>Total</u>
Administrative Law	2013	-	-	1	-	-	-	2	1	-	-	-	-	3			4
	2014	-	1	-	-	-	-	-	-	-	-	-	-	1	-66.7%	▼	1
Contested Divorce	2013	8	8	6	11	9	4	10	8	11	4	6	4	56			89
	2014	5	8	12	11	8	9	6	-	-	-	-	-	59	5.4%	▲	59
Domestic and Family - Level 1	2013	6	-	-	14	10	-	16	12	4	5	-	10	46			77
	2014	23	6	21	2	1	13	6	-	-	-	-	-	72	56.5%	▲	72
Domestic and Family - Level 2	2013	1	1	2	1	3	2	1	3	1	-	1	2	11			18
	2014	1	3	4	1	-	2	4	-	-	-	-	-	15	36.4%	▲	15
General Civil - Level 1	2013	1	1	-	-	-	-	-	-	-	1	-	1	2			4
	2014	1	-	-	-	-	-	-	-	-	-	-	-	1	-50.0%	▼	1
General Civil - Level 2	2013	6	5	5	6	11	6	7	3	4	5	8	4	46			70
	2014	4	5	4	8	5	1	8	-	-	-	-	-	35	-23.9%	▼	35
General Civil - Level 3	2013	4	1	-	1	3	3	3	5	3	16	4	1	15			44
	2014	6	15	2	1	3	3	4	-	-	-	-	-	34	126.7%	▲	34
Miscellaneous	2013	270	285	210	143	125	75	106	94	137	144	140	158	1,214			1,887
	2014	181	159	187	136	122	71	88	-	-	-	-	-	944	-22.2%	▼	944
Misdemeanor	2013	13	27	21	23	21	37	11	21	19	42	14	34	153			283
	2014	14	25	21	31	9	30	16	-	-	-	-	-	146	-4.6%	▼	146
Non-Capital Felonies and Related Matters	2013	33	71	62	139	53	119	59	163	51	110	37	81	536			978
	2014	34	111	77	118	32	97	39	-	-	-	-	-	508	-5.2%	▼	508
Other	2013	40	28	41	41	32	30	40	32	33	34	63	23	252			437
	2014	32	29	32	28	23	33	30	-	-	-	-	-	207	-17.9%	▼	207
Other Criminally Related Matters	2013	2	4	4	3	4	2	7	4	1	9	2	5	26			47
	2014	-	2	2	3	1	2	4	-	-	-	-	-	14	-46.2%	▼	14
Probates/Wills and Trusts	2014	1	-	-	-	-	-	-	-	-	-	-	-	1			1
Probates/Wills and Trusts - Level 2	2013	1	-	-	2	-	-	-	-	-	-	-	-	3			3
	2014	-	2	1	-	2	3	2	-	-	-	-	-	10	233.3%	▲	10
Uncontested Divorce	2013	18	20	36	13	20	25	20	25	15	9	16	11	152			228
	2014	11	16	10	14	21	20	13	-	-	-	-	-	105	-30.9%	▼	105

Type of Court: Circuit

Locale/Circuit: Danville 22

Start/End Date: Jan-13 / Jul-14

Type of Case: Filings

AVG. Month: 372

2013 AVG Month: 367

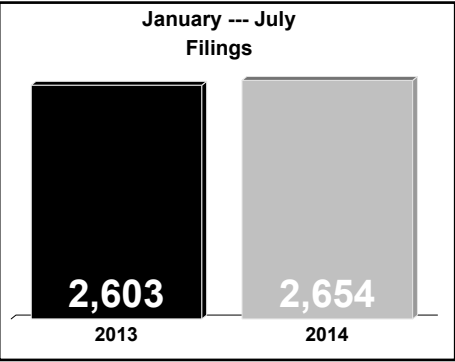
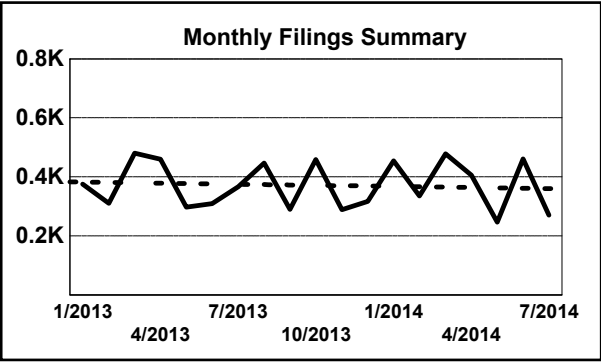
2014 AVG Month: 379

Jan-Jul 2013: 2,603

Jan-Jul 2014: 2,654

Filings Trending: Steady ↔

D
a
s
h
b
o
a
r
d



	Jan	Feb	Mar	Apr	May	Jun	Jul	Aug	Sep	Oct	Nov	Dec	Thru Jul	% Change	Trending	Total
2013	376	311	481	460	298	310	367	447	290	459	289	317	2,603			4,405
2014	455	336	478	406	247	461	271	-	-	-	-	-	2,654	2.0%	▲	2,654

		Jan	Feb	Mar	Apr	May	Jun	Jul	Aug	Sep	Oct	Nov	Dec	Thru Jul	% Change	Trending	Total
Administrative Law	2013	-	1	-	1	-	-	-	-	-	-	-	-	2			2
	2014	-	-	1	-	-	-	2	-	-	-	-	-	3	50.0%	▲	3
Capital Murder	2013	-	-	-	-	-	-	-	-	-	-	-	2	0			2
Contested Divorce	2013	2	1	2	1	3	1	2	2	2	-	6	-	12	0.0%	↔	22
	2014	3	4	7	6	3	1	2	-	-	-	-	-	26	116.7%	▲	26
Domestic and Family - Level 1	2013	9	5	6	9	2	3	9	20	6	9	6	3	43			87
	2014	2	15	2	8	6	8	2	-	-	-	-	-	43	0.0%	↔	43
Domestic and Family - Level 2	2013	-	1	2	-	-	1	5	2	3	6	1	6	9			27
	2014	5	3	4	8	2	2	3	-	-	-	-	-	27	200.0%	▲	27
General Civil - Level 1	2013	-	-	-	-	-	-	1	1	-	-	2	-	1			4
	2014	-	-	1	1	-	1	-	-	-	-	-	-	3	200.0%	▲	3
General Civil - Level 2	2013	5	3	10	10	5	6	6	9	7	1	4	1	45			67
	2014	6	4	5	7	7	1	8	-	-	-	-	-	38	-15.6%	▼	38
General Civil - Level 3	2013	10	3	4	10	6	5	2	1	2	5	6	8	40			62
	2014	6	5	3	3	4	6	6	-	-	-	-	-	33	-17.5%	▼	33
Miscellaneous	2013	100	68	110	51	64	50	28	36	66	37	48	28	471			686
	2014	60	77	76	46	33	60	48	-	-	-	-	-	400	-15.1%	▼	400
Misdemeanor	2013	64	95	116	179	67	94	76	148	32	123	63	145	691			1,202
	2014	67	97	88	143	48	128	46	-	-	-	-	-	617	-10.7%	▼	617
Non-Capital Felonies and Related Matters	2013	170	113	216	180	136	137	218	211	152	255	143	116	1,170			2,047
	2014	291	111	268	169	120	234	135	-	-	-	-	-	1,328	13.5%	▲	1,328
Other	2013	5	-	-	-	1	1	-	1	1	-	-	-	7			9
	2014	-	-	-	-	-	1	2	-	-	-	-	-	3	-57.1%	▼	3
Other Criminally Related Matters	2013	5	11	7	12	8	8	15	8	9	13	6	5	66			107
	2014	7	11	8	7	10	10	10	-	-	-	-	-	63	-4.5%	▼	63
Probates/Wills and Trusts - Level 2	2013	-	1	1	1	3	1	-	-	-	2	-	1	7			10
	2014	1	-	1	-	-	1	1	-	-	-	-	-	4	-42.9%	▼	4
Protective Orders	2013	-	-	-	-	-	-	-	1	2	1	-	-	0			4
	2014	-	-	-	-	1	-	-	-	-	-	-	-	1	0.0%	↔	1
Uncontested Divorce	2013	6	9	7	6	3	3	5	7	8	7	4	2	39			67
	2014	7	9	14	8	13	8	6	-	-	-	-	-	65	66.7%	▲	65

Type of Court: Circuit

Locale/Circuit: Roanoke County 23

Start/End Date: Jan-13 / Jul-14

Type of Case: Filings

AVG. Month: 405

2013 AVG Month: 416

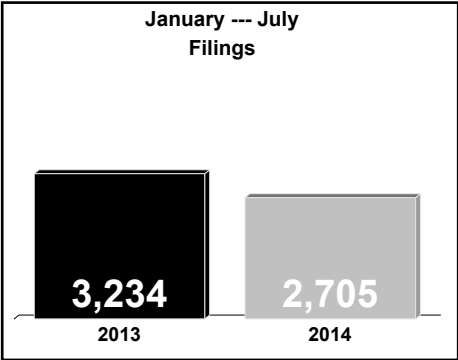
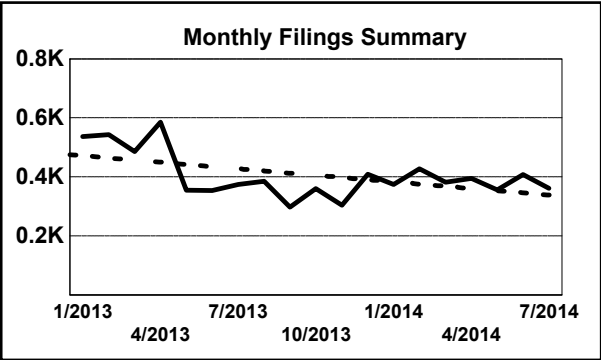
2014 AVG Month: 386

Jan-Jul 2013: 3,234

Jan-Jul 2014: 2,705

Filings Trending: Downward ▼

D
a
s
h
b
o
a
r
d



	Jan	Feb	Mar	Apr	May	Jun	Jul	Aug	Sep	Oct	Nov	Dec	Thru Jul	% Change	Trending	Total
2013	537	543	486	585	355	354	374	385	298	360	304	409	3,234			4,990
2014	375	427	382	395	356	408	362	-	-	-	-	-	2,705	-16.4%	▼	2,705

		Jan	Feb	Mar	Apr	May	Jun	Jul	Aug	Sep	Oct	Nov	Dec	Thru Jul	% Change	Trending	Total
Administrative Law	2013	-	1	-	-	-	1	-	-	1	-	-	1	2			4
	2014	-	1	-	1	-	1	1	-	-	-	-	-	4	100.0%	▲	4
Contested Divorce	2013	13	15	15	15	9	11	8	7	8	15	8	5	86			129
	2014	10	13	7	9	9	15	17	-	-	-	-	-	80	-7.0%	▼	80
Domestic and Family - Level 1	2013	10	3	3	12	8	8	9	15	10	11	5	16	53			110
	2014	10	20	6	8	14	11	9	-	-	-	-	-	78	47.2%	▲	78
Domestic and Family - Level 2	2013	1	5	1	4	4	8	1	5	4	7	8	-	24			48
	2014	3	3	6	5	3	6	6	-	-	-	-	-	32	33.3%	▲	32
General Civil - Level 1	2013	1	-	1	1	-	-	1	-	1	2	1	-	4			8
	2014	1	-	1	-	1	-	-	-	-	-	-	-	3	-25.0%	▼	3
General Civil - Level 2	2013	5	13	14	13	14	7	16	14	8	13	2	13	82			132
	2014	13	6	10	10	10	14	16	-	-	-	-	-	79	-3.7%	▼	79
General Civil - Level 3	2013	4	5	1	8	22	13	9	5	2	13	3	1	62			86
	2014	9	5	6	4	22	5	4	-	-	-	-	-	55	-11.3%	▼	55
Miscellaneous	2013	358	280	245	188	159	114	140	176	144	155	162	200	1,484			2,321
	2014	211	183	196	154	129	140	130	-	-	-	-	-	1,143	-23.0%	▼	1,143
Misdemeanor	2013	25	56	28	51	30	36	44	39	29	21	21	32	270			412
	2014	27	30	31	36	35	29	31	-	-	-	-	-	219	-18.9%	▼	219
Non-Capital Felonies and Related Matters	2013	81	137	139	248	72	111	98	92	55	94	62	112	886			1,301
	2014	60	125	79	121	91	151	108	-	-	-	-	-	735	-17.0%	▼	735
Other	2013	1	1	5	4	2	4	3	2	2	-	3	1	20			28
	2014	1	3	2	2	-	-	3	-	-	-	-	-	11	-45.0%	▼	11
Other Criminally Related Matters	2013	8	11	6	5	12	13	7	5	10	5	13	8	62			103
	2014	8	11	7	8	10	8	10	-	-	-	-	-	62	0.0%	↔	62
Probates/Wills and Trusts - Level 1	2013	1	-	-	-	-	1	-	-	1	-	-	-	2			3
	2014	-	1	1	-	-	-	-	-	-	-	-	-	2	0.0%	↔	2
Probates/Wills and Trusts - Level 2	2013	4	3	3	8	4	5	9	2	4	1	3	5	36			51
	2014	1	8	3	5	15	5	5	-	-	-	-	-	42	16.7%	▲	42
Uncontested Divorce	2013	25	13	25	28	19	22	29	23	19	23	13	15	161			254
	2014	21	18	27	32	17	23	22	-	-	-	-	-	160	-0.6%	▼	160

Type of Court: Circuit

Locale/Circuit: Roanoke 23

Start/End Date: Jan-13 / Jul-14

Type of Case: Filings

AVG. Month: 474

2013 AVG Month: 477

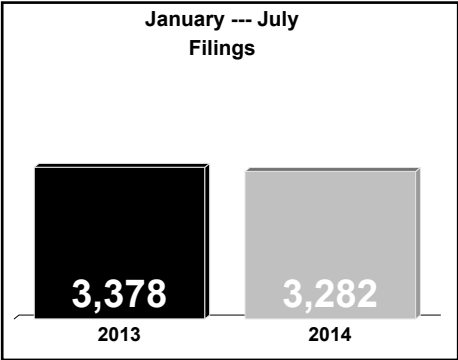
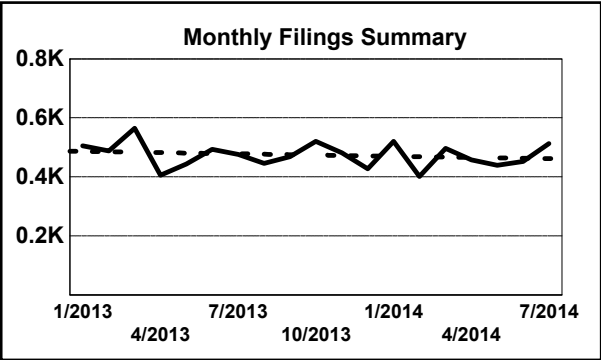
2014 AVG Month: 469

Jan-Jul 2013: 3,378

Jan-Jul 2014: 3,282

Filings Trending: Downward ▼

D
a
s
h
b
o
a
r
d



	Jan	Feb	Mar	Apr	May	Jun	<u>Jul</u>	Aug	Sep	Oct	Nov	Dec	Thru Jul	% Change	Trending	<u>Total</u>
2013	505	488	565	406	444	494	476	446	469	521	482	428	3,378			5,724
2014	521	402	497	458	439	452	513	-	-	-	-	-	3,282	-2.8%	▼	3,282

		Jan	Feb	Mar	Apr	May	Jun	<u>Jul</u>	Aug	Sep	Oct	Nov	Dec	Thru Jul	% Change	Trending	<u>Total</u>
Administrative Law	2013	-	-	1	1	-	-	-	-	1	-	-	-	2			3
	2014	-	1	1	-	-	1	-	-	-	-	-	-	3	50.0%	▲	3
Capital Murder	2013	-	-	-	-	-	-	-	-	-	-	1	-	0	0.0%	↔	1
Contested Divorce	2013	15	13	6	16	11	13	11	5	14	8	17	12	85			141
	2014	9	10	10	14	11	14	11	-	-	-	-	-	79	-7.1%	▼	79
Domestic and Family - Level 1	2013	3	8	15	10	17	30	17	29	27	14	28	15	100			213
	2014	25	16	15	25	16	14	24	-	-	-	-	-	135	35.0%	▲	135
Domestic and Family - Level 2	2013	-	4	5	4	4	4	4	1	3	5	-	1	25			35
	2014	2	5	6	2	2	4	4	-	-	-	-	-	25	0.0%	↔	25
General Civil - Level 1	2013	11	6	11	5	11	4	6	4	7	3	10	4	54			82
	2014	8	7	4	6	9	6	3	-	-	-	-	-	43	-20.4%	▼	43
General Civil - Level 2	2013	24	19	29	28	34	29	22	22	30	23	18	19	185			297
	2014	20	24	34	24	36	13	24	-	-	-	-	-	175	-5.4%	▼	175
General Civil - Level 3	2013	13	7	11	4	5	16	18	20	9	6	7	3	74			119
	2014	14	5	13	15	4	10	4	-	-	-	-	-	65	-12.2%	▼	65
Miscellaneous	2013	196	173	159	132	111	105	122	110	92	110	114	127	998			1,551
	2014	155	112	129	108	99	101	118	-	-	-	-	-	822	-17.6%	▼	822
Misdemeanor	2013	31	23	44	33	39	53	47	33	49	46	46	30	270			474
	2014	44	24	48	40	31	40	53	-	-	-	-	-	280	3.7%	▲	280
Non-Capital Felonies and Related Matters	2013	165	185	208	121	151	179	174	169	180	246	186	174	1,183			2,138
	2014	180	164	189	159	180	182	211	-	-	-	-	-	1,265	6.9%	▲	1,265
Other	2013	5	1	1	3	5	3	2	-	-	3	3	1	20			27
	2014	5	2	4	1	11	11	11	-	-	-	-	-	45	125.0%	▲	45
Other Criminally Related Matters	2013	14	19	21	18	15	26	17	20	22	30	16	12	130			230
	2014	27	16	7	34	14	30	22	-	-	-	-	-	150	15.4%	▲	150
Probates/Wills and Trusts - Level 1	2013	-	-	-	-	-	1	-	1	-	-	-	-	1			2
	2014	-	-	-	1	-	-	-	-	-	-	-	-	1	0.0%	↔	1
Probates/Wills and Trusts - Level 2	2013	1	1	3	3	4	4	6	5	4	5	1	5	22			42
	2014	4	2	-	4	4	-	2	-	-	-	-	-	16	-27.3%	▼	16
Uncontested Divorce	2013	27	29	51	28	37	27	30	27	31	22	35	25	229			369
	2014	28	14	37	25	22	26	26	-	-	-	-	-	178	-22.3%	▼	178

Type of Court: Circuit

Locale/Circuit: Salem 23

Start/End Date: Jan-13 / Jul-14

Type of Case: Filings

AVG. Month: 126

2013 AVG Month: 130

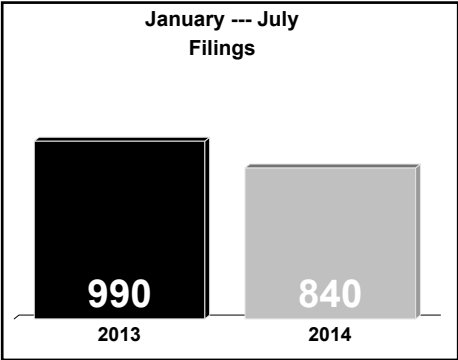
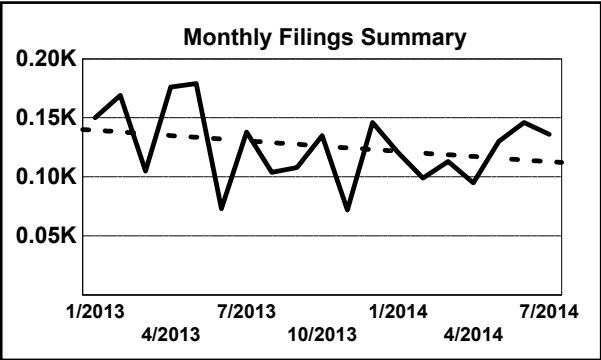
2014 AVG Month: 120

Jan-Jul 2013: 990

Jan-Jul 2014: 840

Filings Trending: Downward ▼

D
a
s
h
b
o
a
r
d



	Jan	Feb	Mar	Apr	May	Jun	Jul	Aug	Sep	Oct	Nov	Dec	Thru Jul	% Change	Trending	Total
2013	150	169	105	176	179	73	138	104	108	135	72	146	990			1,555
2014	121	99	113	95	130	146	136	-	-	-	-	-	840	-15.2%	▼	840

		Jan	Feb	Mar	Apr	May	Jun	Jul	Aug	Sep	Oct	Nov	Dec	Thru Jul	% Change	Trending	Total
Contested Divorce	2013	4	2	7	13	6	5	6	8	8	2	5	1	43			67
	2014	3	4	1	8	2	10	17	-	-	-	-	-	45	4.7%	▲	45
Domestic and Family - Level 2	2013	1	-	-	1	-	-	1	-	2	-	-	-	3			5
	2014	1	-	-	-	-	-	1	-	-	-	-	-	2	-33.3%	▼	2
General Civil - Level 1	2013	-	1	-	1	-	1	-	-	-	1	1	1	3			6
	2014	-	2	-	1	-	-	-	-	-	-	-	-	3	0.0%	↔	3
General Civil - Level 2	2013	7	1	4	6	4	3	5	4	5	3	3	7	30			52
	2014	7	8	3	4	6	4	7	-	-	-	-	-	39	30.0%	▲	39
General Civil - Level 3	2013	-	-	-	2	3	1	-	-	3	1	-	1	6			11
	2014	1	2	2	2	2	2	1	-	-	-	-	-	12	100.0%	▲	12
Miscellaneous	2013	74	59	45	65	41	25	29	37	35	33	21	33	338			497
	2014	46	51	36	30	38	34	34	-	-	-	-	-	269	-20.4%	▼	269
Misdemeanor	2013	14	13	13	13	17	3	7	11	9	10	5	7	80			122
	2014	6	1	12	6	12	3	7	-	-	-	-	-	47	-41.3%	▼	47
Non-Capital Felonies and Related Matters	2013	39	80	28	66	102	28	85	33	36	76	32	88	428			693
	2014	55	26	49	28	60	87	64	-	-	-	-	-	369	-13.8%	▼	369
Other Criminally Related Matters	2013	3	3	1	2	1	2	3	4	-	1	1	2	15			23
	2014	1	-	4	6	1	1	1	-	-	-	-	-	14	-6.7%	▼	14
Probates/Wills and Trusts	2013	-	-	-	-	1	-	-	-	-	-	-	-	1			1
Probates/Wills and Trusts - Level 2	2013	2	1	2	-	-	-	-	2	-	2	2	1	5			12
	2014	-	-	2	3	5	-	-	-	-	-	-	-	10	100.0%	▲	10
Uncontested Divorce	2013	6	9	5	7	4	5	2	5	10	6	2	5	38			66
	2014	1	5	4	7	4	5	4	-	-	-	-	-	30	-21.1%	▼	30

Type of Court: Circuit

Locale/Circuit: Amherst 24

Start/End Date: Jan-13 / Jul-14

Type of Case: Filings

AVG. Month: 180

2013 AVG Month: 182

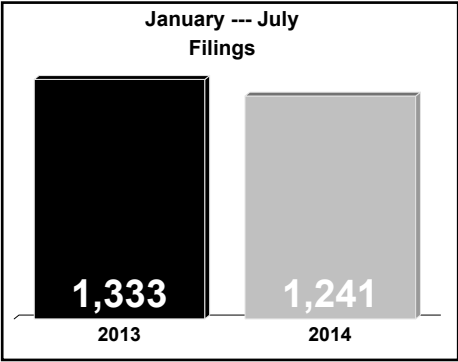
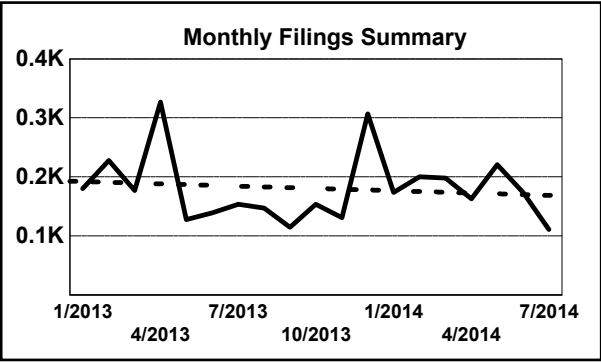
2014 AVG Month: 177

Jan-Jul 2013: 1,333

Jan-Jul 2014: 1,241

Filings Trending: Downward ▼

D
a
s
h
b
o
a
r
d



	Jan	Feb	Mar	Apr	May	Jun	Jul	Aug	Sep	Oct	Nov	Dec	Thru Jul	% Change	Trending	Total
2013	180	228	177	327	128	139	154	147	115	154	131	307	1,333			2,187
2014	174	200	198	163	221	174	111	-	-	-	-	-	1,241	-6.9%	▼	1,241

		Jan	Feb	Mar	Apr	May	Jun	Jul	Aug	Sep	Oct	Nov	Dec	Thru Jul	% Change	Trending	Total
Administrative Law	2013	-	-	-	2	-	1	1	-	-	-	-	-	4			4
Contested Divorce	2013	6	-	2	6	2	1	3	6	3	1	4	4	20			38
	2014	4	3	1	2	4	5	3	-	-	-	-	-	22	10.0%	▲	22
Domestic and Family - Level 1	2013	-	2	4	3	-	-	2	3	2	2	2	2	11			22
	2014	-	2	1	4	-	-	-	-	-	-	-	-	7	-36.4%	▼	7
Domestic and Family - Level 2	2013	-	-	-	-	-	1	1	1	-	1	-	1	2			5
	2014	-	-	-	1	-	1	2	-	-	-	-	-	4	100.0%	▲	4
General Civil - Level 1	2013	2	-	-	1	-	-	1	-	-	1	-	-	4			5
	2014	-	1	-	-	-	-	-	-	-	-	-	-	1	-75.0%	▼	1
General Civil - Level 2	2013	2	2	3	3	6	1	6	4	9	5	2	3	23			46
	2014	9	1	4	2	6	6	2	-	-	-	-	-	30	30.4%	▲	30
General Civil - Level 3	2013	5	3	6	3	1	5	5	3	-	1	4	3	28			39
	2014	12	3	4	3	-	2	8	-	-	-	-	-	32	14.3%	▲	32
Miscellaneous	2013	114	135	112	88	58	53	54	52	52	66	69	86	614			939
	2014	92	85	94	68	62	53	50	-	-	-	-	-	504	-17.9%	▼	504
Misdemeanor	2013	5	18	11	8	13	3	15	18	8	13	6	14	73			132
	2014	10	11	10	11	18	17	2	-	-	-	-	-	79	8.2%	▲	79
Non-Capital Felonies and Related Matters	2013	24	48	10	179	19	53	39	42	12	41	21	163	372			651
	2014	13	68	56	41	99	67	20	-	-	-	-	-	364	-2.2%	▼	364
Other	2013	16	14	19	19	22	15	17	12	20	14	16	23	122			207
	2014	24	16	17	10	18	18	13	-	-	-	-	-	116	-4.9%	▼	116
Other Criminally Related Matters	2013	2	-	2	6	1	2	-	-	3	3	2	3	13			24
	2014	3	5	3	3	7	1	3	-	-	-	-	-	25	92.3%	▲	25
Probates/Wills and Trusts	2014	-	2	-	-	-	-	-	-	-	-	-	-	2			2
Probates/Wills and Trusts - Level 2	2013	-	1	1	-	1	1	2	-	-	3	1	-	6			10
	2014	-	-	-	4	2	-	-	-	-	-	-	-	6	0.0%	↔	6
Uncontested Divorce	2013	4	5	7	9	5	3	8	6	6	3	4	5	41			65
	2014	7	3	8	14	5	4	8	-	-	-	-	-	49	19.5%	▲	49

Type of Court: Circuit

Locale/Circuit: Bedford 24

Start/End Date: Jan-13 / Jul-14

Type of Case: Filings

AVG. Month: 346

2013 AVG Month: 372

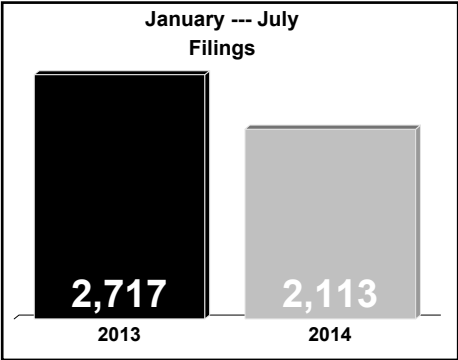
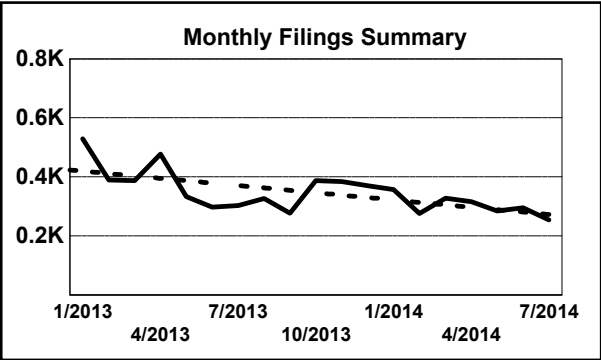
2014 AVG Month: 302

Jan-Jul 2013: 2,717

Jan-Jul 2014: 2,113

Filings Trending: Downward ▼

D
a
s
h
b
o
a
r
d



	Jan	Feb	Mar	Apr	May	Jun	Jul	Aug	Sep	Oct	Nov	Dec	Thru Jul	% Change	Trending	Total
2013	529	390	387	477	333	298	303	327	277	388	384	370	2,717			4,463
2014	357	276	328	316	285	296	255	-	-	-	-	-	2,113	-22.2%	▼	2,113

		Jan	Feb	Mar	Apr	May	Jun	Jul	Aug	Sep	Oct	Nov	Dec	Thru Jul	% Change	Trending	Total
Administrative Law	2013	-	-	-	1	1	-	1	1	-	-	-	-	3			4
	2014	-	1	-	-	-	-	-	-	-	-	-	-	1	-66.7%	▼	1
Contested Divorce	2013	7	5	7	3	10	8	3	3	3	5	4	7	43	4.7%	▲	65
	2014	9	5	6	11	2	7	5	-	-	-	-	-	45			45
Domestic and Family - Level 1	2013	13	-	4	10	6	11	2	5	7	9	4	17	46			88
	2014	2	3	9	11	3	9	2	-	-	-	-	-	39	-15.2%	▼	39
Domestic and Family - Level 2	2013	13	2	6	6	5	3	8	1	3	6	4	5	43			62
	2014	4	6	3	5	11	5	10	-	-	-	-	-	44	2.3%	▲	44
General Civil - Level 1	2013	2	-	1	3	-	1	1	-	-	-	-	2	8			10
	2014	-	-	-	1	-	-	-	-	-	-	-	-	1	-87.5%	▼	1
General Civil - Level 2	2013	14	8	12	11	12	5	8	7	9	17	16	10	70			129
	2014	9	10	14	6	6	12	8	-	-	-	-	-	65	-7.1%	▼	65
General Civil - Level 3	2013	2	1	2	3	7	9	2	7	2	5	4	5	26			49
	2014	9	7	9	6	3	1	2	-	-	-	-	-	37	42.3%	▲	37
Miscellaneous	2013	353	298	241	240	161	131	151	150	162	226	204	200	1,575			2,517
	2014	237	191	176	173	136	122	122	-	-	-	-	-	1,157	-26.5%	▼	1,157
Misdemeanor	2013	13	7	18	11	28	18	13	11	17	16	25	12	108			189
	2014	13	10	13	9	25	16	13	-	-	-	-	-	99	-8.3%	▼	99
Non-Capital Felonies and Related Matters	2013	74	45	52	158	70	90	69	103	28	68	83	84	558			924
	2014	50	20	61	53	69	92	62	-	-	-	-	-	407	-27.1%	▼	407
Other	2013	4	4	5	6	3	8	8	8	6	7	7	5	38			71
	2014	3	5	9	4	8	8	4	-	-	-	-	-	41	7.9%	▲	41
Other Criminally Related Matters	2013	16	-	25	6	9	1	16	9	29	9	14	7	73			141
	2014	3	5	7	14	13	11	7	-	-	-	-	-	60	-17.8%	▼	60
Probates/Wills and Trusts - Level 1	2013	1	-	-	-	-	-	-	-	-	-	-	-	1			1
	2014	-	1	-	-	1	-	1	-	-	-	-	-	3	200.0%	▲	3
Probates/Wills and Trusts - Level 2	2013	-	-	1	-	1	3	1	1	1	1	3	2	6			14
	2014	3	1	2	3	-	1	-	-	-	-	-	-	10	66.7%	▲	10
Uncontested Divorce	2013	17	20	13	19	20	10	20	21	10	19	16	14	119			199
	2014	15	11	19	20	8	12	19	-	-	-	-	-	104	-12.6%	▼	104

Type of Court: Circuit

Locale/Circuit: Campbell 24

Start/End Date: Jan-13 / Jul-14

Type of Case: Filings

AVG. Month: 262

2013 AVG Month: 265

2014 AVG Month: 258

Jan-Jul 2013: 1,916

Jan-Jul 2014: 1,807

Filings Trending: Downward ▼

D

a

s

h

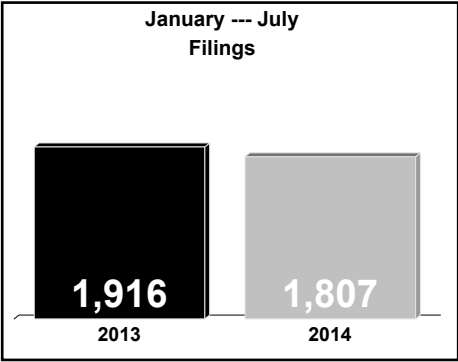
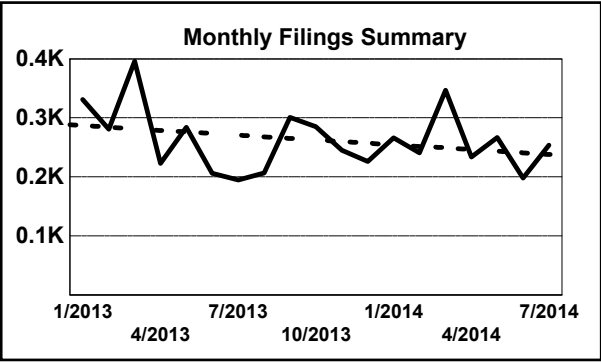
b

o

a

r

d



	Jan	Feb	Mar	Apr	May	Jun	Jul	Aug	Sep	Oct	Nov	Dec	Thru Jul	% Change	Trending	Total
2013	331	281	396	223	284	206	195	207	301	285	245	226	1,916			3,180
2014	266	241	347	234	267	198	254	-	-	-	-	-	1,807	-5.7%	▼	1,807

		Jan	Feb	Mar	Apr	May	Jun	Jul	Aug	Sep	Oct	Nov	Dec	Thru Jul	% Change	Trending	Total
Administrative Law	2013	-	-	-	-	-	-	1	1	1	-	-	3	1			6
	2014	1	-	-	-	-	-	-	-	-	-	-	-	1	0.0%	↔	1
Contested Divorce	2013	2	6	5	5	3	9	4	-	5	3	-	4	34			46
	2014	5	5	9	10	10	5	9	-	-	-	-	-	53	55.9%	▲	53
Domestic and Family - Level 1	2013	1	7	1	3	8	2	2	5	5	3	1	2	24			40
	2014	1	12	1	2	5	2	1	-	-	-	-	-	24	0.0%	↔	24
Domestic and Family - Level 2	2013	-	1	6	1	2	3	5	-	2	1	4	1	18			26
	2014	1	2	1	2	8	5	2	-	-	-	-	-	21	16.7%	▲	21
General Civil - Level 1	2013	-	-	2	2	-	1	-	-	-	1	1	1	5			8
	2014	-	-	2	-	-	-	1	-	-	-	-	-	3	-40.0%	▼	3
General Civil - Level 2	2013	3	5	6	7	10	8	10	7	5	4	11	11	49			87
	2014	5	3	9	11	15	5	6	-	-	-	-	-	54	10.2%	▲	54
General Civil - Level 3	2013	1	17	5	4	4	1	10	-	4	3	2	19	42			70
	2014	6	4	1	3	-	7	2	-	-	-	-	-	23	-45.2%	▼	23
Miscellaneous	2013	197	167	176	153	104	76	84	98	97	109	111	119	957			1,491
	2014	121	129	129	120	87	74	76	-	-	-	-	-	736	-23.1%	▼	736
Misdemeanor	2013	41	19	44	11	28	27	19	17	18	22	41	22	189			309
	2014	31	22	19	13	24	24	38	-	-	-	-	-	171	-9.5%	▼	171
Non-Capital Felonies and Related Matters	2013	74	42	118	17	106	72	35	62	137	119	55	24	464			861
	2014	74	35	154	53	102	53	91	-	-	-	-	-	562	21.1%	▲	562
Other	2013	4	4	11	4	7	1	9	2	7	6	6	5	40			66
	2014	5	10	4	6	3	8	8	-	-	-	-	-	44	10.0%	▲	44
Other Criminally Related Matters	2013	2	6	8	5	3	2	5	5	3	4	4	8	31			55
	2014	7	7	3	1	4	-	8	-	-	-	-	-	30	-3.2%	▼	30
Probates/Wills and Trusts - Level 1	2013	-	-	1	-	-	-	-	-	-	-	-	-	1			1
	2014	-	-	-	-	-	-	1	-	-	-	-	-	1	0.0%	↔	1
Probates/Wills and Trusts - Level 2	2013	-	-	1	1	1	1	1	3	-	-	1	-	5			9
	2014	-	2	1	2	1	-	-	-	-	-	-	-	6	20.0%	▲	6
Protective Orders	2014	1	-	-	-	-	-	-	-	-	-	-	-	1			1
Uncontested Divorce	2013	6	7	12	10	8	3	10	7	17	10	8	7	56			105
	2014	8	10	14	11	8	15	11	-	-	-	-	-	77	37.5%	▲	77

Type of Court: Circuit

Locale/Circuit: Nelson 24

Start/End Date: Jan-13 / Jul-14

Type of Case: Filings

AVG. Month: 71

2013 AVG Month: 64

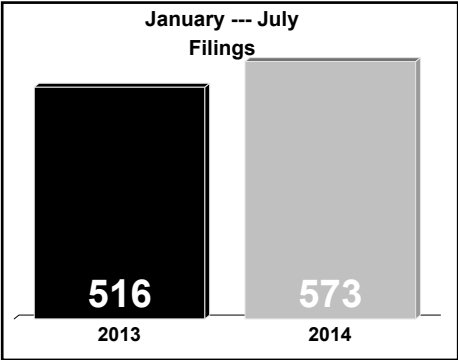
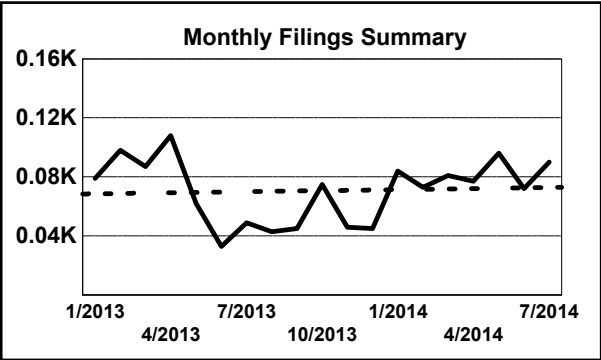
2014 AVG Month: 82

Jan-Jul 2013: 516

Jan-Jul 2014: 573

Filings Trending: Upward ▲

D
a
s
h
b
o
a
r
d



	Jan	Feb	Mar	Apr	May	Jun	<u>Jul</u>	Aug	Sep	Oct	Nov	Dec	Thru Jul	% Change	Trending	<u>Total</u>
2013	79	98	87	108	62	33	49	43	45	75	46	45	516			770
2014	84	73	81	77	96	72	90	-	-	-	-	-	573	11.0%	▲	573

		Jan	Feb	Mar	Apr	May	Jun	<u>Jul</u>	Aug	Sep	Oct	Nov	Dec	Thru Jul	% Change	Trending	<u>Total</u>
Administrative Law	2014	-	-	-	-	1	-	-	-	-	-	-	-	1			1
Contested Divorce	2013	-	2	2	2	-	1	3	-	-	2	2	-	10			14
	2014	4	-	1	2	1	1	1	-	-	-	-	-	10	0.0%	↔	10
Domestic and Family - Level 1	2013	-	10	-	-	3	8	2	-	-	-	-	-	23			23
	2014	-	-	4	-	-	-	-	-	-	-	-	-	4	-82.6%	▼	4
Domestic and Family - Level 2	2013	-	1	2	-	-	1	-	-	-	-	-	-	4			4
	2014	-	-	1	4	-	-	-	-	-	-	-	-	5	25.0%	▲	5
General Civil - Level 1	2013	-	-	-	-	-	-	-	-	-	-	-	1	0			1
	2014	1	-	-	-	-	-	-	-	-	-	-	-	1	0.0%	↔	1
General Civil - Level 2	2013	1	-	1	1	2	-	-	-	2	1	2	1	5			11
	2014	4	2	1	2	-	2	2	-	-	-	-	-	13	160.0%	▲	13
General Civil - Level 3	2013	1	3	3	1	5	2	10	-	1	4	1	1	25			32
	2014	11	8	2	15	2	1	7	-	-	-	-	-	46	84.0%	▲	46
Miscellaneous	2013	53	64	29	41	34	17	19	31	27	28	22	23	257			388
	2014	36	46	40	31	27	27	32	-	-	-	-	-	239	-7.0%	▼	239
Misdemeanor	2013	11	3	2	4	2	-	1	-	4	6	4	5	23			42
	2014	6	4	3	1	3	5	9	-	-	-	-	-	31	34.8%	▲	31
Non-Capital Felonies and Related Matters	2013	10	11	42	54	11	-	3	8	9	27	11	4	131			190
	2014	20	12	24	14	56	14	28	-	-	-	-	-	168	28.2%	▲	168
Other	2013	2	1	3	-	-	1	-	2	-	1	-	2	7			12
	2014	-	-	1	2	2	6	1	-	-	-	-	-	12	71.4%	▲	12
Other Criminally Related Matters	2013	-	1	1	2	2	2	4	2	1	3	1	3	12			22
	2014	-	-	1	2	2	14	6	-	-	-	-	-	25	108.3%	▲	25
Probates/Wills and Trusts	2013	-	-	-	-	-	-	-	-	-	-	-	1	0			1
Probates/Wills and Trusts - Level 2	2013	-	-	-	-	-	1	-	-	-	-	-	1	1	0.0%	↔	2
	2014	1	-	-	-	1	-	1	-	-	-	-	-	3	200.0%	▲	3
Uncontested Divorce	2013	1	2	2	3	3	-	7	-	1	3	3	3	18			28
	2014	1	1	3	4	1	2	3	-	-	-	-	-	15	-16.7%	▼	15

Type of Court: Circuit

Locale/Circuit: Lynchburg 24

Start/End Date: Jan-13 / Jul-14

Type of Case: Filings

AVG. Month: 375

2013 AVG Month: 385

2014 AVG Month: 359

Jan-Jul 2013: 2,988

Jan-Jul 2014: 2,511

Filings Trending: Downward ▼

D

a

s

h

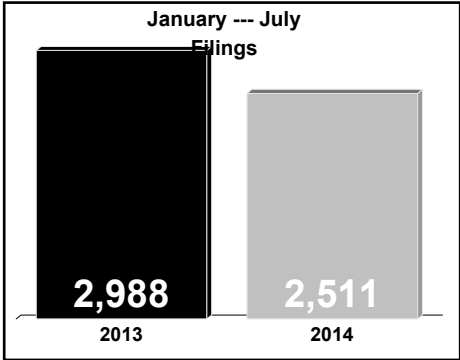
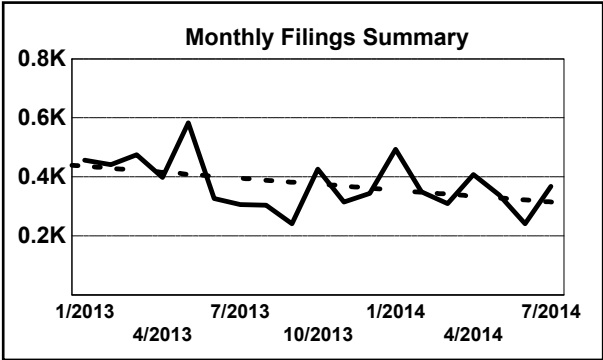
b

o

a

r

d



	Jan	Feb	Mar	Apr	May	Jun	<u>Jul</u>	Aug	Sep	Oct	Nov	Dec	Thru Jul	% Change	Trending	<u>Total</u>
2013	457	442	475	398	583	327	306	304	242	426	315	344	2,988			4,619
2014	494	350	310	408	339	242	368	-	-	-	-	-	2,511	-16.0%	▼	2,511

		Jan	Feb	Mar	Apr	May	Jun	<u>Jul</u>	Aug	Sep	Oct	Nov	Dec	Thru Jul	% Change	Trending	<u>Total</u>
Administrative Law	2013	-	-	1	1	1	-	-	1	1	-	1	-	3			6
	2014	1	-	-	-	-	1	-	-	-	-	-	-	2	-33.3%	▼	2
Contested Divorce	2013	13	15	14	17	11	15	7	9	11	14	7	14	92			147
	2014	12	12	10	18	10	7	11	-	-	-	-	-	80	-13.0%	▼	80
Domestic and Family - Level 1	2013	26	16	9	8	32	8	10	16	5	2	17	22	109			171
	2014	68	8	10	26	11	1	21	-	-	-	-	-	145	33.0%	▲	145
Domestic and Family - Level 2	2013	4	2	3	3	4	4	2	5	6	6	1	2	22			42
	2014	-	4	5	1	1	2	-	-	-	-	-	-	13	-40.9%	▼	13
General Civil - Level 1	2013	4	1	7	9	3	1	2	-	5	3	3	4	27			42
	2014	1	2	1	-	5	1	3	-	-	-	-	-	13	-51.9%	▼	13
General Civil - Level 2	2013	15	8	23	4	25	15	11	8	17	18	16	26	101			186
	2014	15	14	23	13	18	9	9	-	-	-	-	-	101	0.0%	↔	101
General Civil - Level 3	2013	7	5	15	8	13	10	9	8	5	14	6	12	67			112
	2014	8	11	8	9	8	3	4	-	-	-	-	-	51	-23.9%	▼	51
Miscellaneous	2013	154	177	154	129	111	80	81	74	77	84	83	90	886			1,294
	2014	82	91	99	72	76	38	67	-	-	-	-	-	525	-40.7%	▼	525
Misdemeanor	2013	56	29	55	51	69	32	56	46	27	69	31	29	348			550
	2014	91	29	33	53	50	28	41	-	-	-	-	-	325	-6.6%	▼	325
Non-Capital Felonies and Related Matters	2013	132	135	141	130	275	115	94	110	62	174	126	111	1,022			1,605
	2014	170	140	73	172	127	97	176	-	-	-	-	-	955	-6.6%	▼	955
Other	2013	3	4	4	3	4	1	1	2	2	6	2	2	20			34
	2014	4	1	4	7	2	13	5	-	-	-	-	-	36	80.0%	▲	36
Other Criminally Related Matters	2013	6	7	3	9	7	11	7	3	4	4	5	4	50			70
	2014	10	5	4	7	6	11	6	-	-	-	-	-	49	-2.0%	▼	49
Probates/Wills and Trusts - Level 1	2013	1	-	-	-	-	-	-	-	-	-	-	-	1			1
	2014	-	-	-	-	3	-	1	-	-	-	-	-	4	300.0%	▲	4
Probates/Wills and Trusts - Level 2	2013	2	1	1	-	1	8	5	2	-	2	1	4	18			27
	2014	1	1	4	2	3	4	3	-	-	-	-	-	18	0.0%	↔	18
Protective Orders	2013	1	-	1	1	-	-	-	-	-	-	-	-	3			3
Uncontested Divorce	2013	33	42	44	25	27	27	21	20	20	30	16	24	219			329
	2014	31	32	36	28	19	27	21	-	-	-	-	-	194	-11.4%	▼	194

Type of Court: Circuit

Locale/Circuit: Alleghany 25

Start/End Date: Jan-13 / Jul-14

Type of Case: Filings

AVG. Month: 138

2013 AVG Month: 133

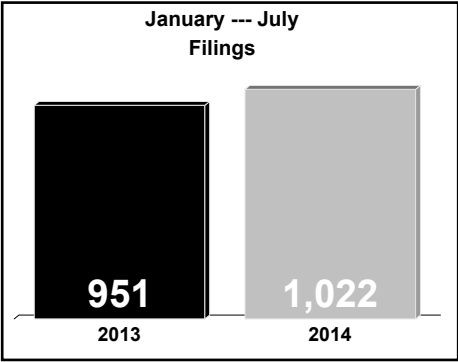
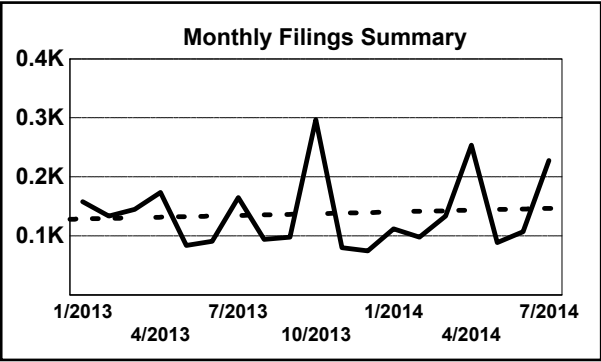
2014 AVG Month: 146

Jan-Jul 2013: 951

Jan-Jul 2014: 1,022

Filings Trending: Upward ▲

D
a
s
h
b
o
a
r
d



	Jan	Feb	Mar	Apr	May	Jun	<u>Jul</u>	Aug	Sep	Oct	Nov	Dec	Thru Jul	% Change	Trending	<u>Total</u>
2013	158	134	145	174	84	91	165	94	98	297	80	75	951			1,595
2014	112	98	134	254	89	107	228	-	-	-	-	-	1,022	7.5%	▲	1,022

		Jan	Feb	Mar	Apr	May	Jun	<u>Jul</u>	Aug	Sep	Oct	Nov	Dec	Thru Jul	% Change	Trending	<u>Total</u>
Administrative Law	2013	1	-	-	-	-	-	-	1	-	-	-	-	1			2
	2014	-	-	-	-	1	-	-	-	-	-	-	-	1	0.0%	↔	1
Contested Divorce	2013	-	1	2	3	2	1	2	4	1	2	2	2	11	136.4%	▲	22
	2014	5	-	5	7	3	3	3	-	-	-	-	-	26			26
Domestic and Family - Level 1	2013	-	1	-	2	1	1	2	-	1	-	1	3	7			12
	2014	-	1	1	-	-	-	1	-	-	-	-	-	3	-57.1%	▼	3
Domestic and Family - Level 2	2013	-	1	-	2	1	5	1	-	-	-	-	-	10			10
	2014	1	-	2	2	-	3	1	-	-	-	-	-	9	-10.0%	▼	9
General Civil - Level 1	2013	-	-	-	-	1	-	-	-	-	-	-	2	1			3
	2014	-	1	-	1	-	1	-	-	-	-	-	-	3	200.0%	▲	3
General Civil - Level 2	2013	1	3	4	7	-	4	-	3	1	2	3	-	19			28
	2014	4	1	3	1	1	3	2	-	-	-	-	-	15	-21.1%	▼	15
General Civil - Level 3	2013	1	1	2	-	2	3	1	1	6	4	1	5	10			27
	2014	1	-	2	-	2	-	-	-	-	-	-	-	5	-50.0%	▼	5
Miscellaneous	2013	68	76	80	44	35	35	39	51	42	40	25	32	377			567
	2014	42	47	55	46	26	34	38	-	-	-	-	-	288	-23.6%	▼	288
Misdemeanor	2013	16	13	5	18	14	11	19	2	8	24	5	10	96			145
	2014	10	8	9	8	4	9	20	-	-	-	-	-	68	-29.2%	▼	68
Non-Capital Felonies and Related Matters	2013	62	22	40	87	16	24	92	18	27	212	32	14	343			646
	2014	43	31	35	183	35	39	152	-	-	-	-	-	518	51.0%	▲	518
Other	2013	3	2	2	2	1	4	2	4	2	3	2	-	16			27
	2014	3	3	5	2	3	7	4	-	-	-	-	-	27	68.8%	▲	27
Other Criminally Related Matters	2013	2	1	-	1	1	-	2	2	3	3	-	3	7			18
	2014	-	1	2	1	3	3	2	-	-	-	-	-	12	71.4%	▲	12
Probates/Wills and Trusts	2014	-	-	1	-	-	-	-	-	-	-	-	-	1			1
Probates/Wills and Trusts - Level 2	2013	-	2	-	3	2	1	1	-	1	-	2	-	9			12
	2014	1	1	2	1	-	-	-	-	-	-	-	-	5	-44.4%	▼	5
Protective Orders	2013	-	-	-	-	1	-	-	-	-	-	-	-	1			1
Uncontested Divorce	2013	4	11	10	5	7	2	4	8	6	7	7	4	43			75
	2014	2	4	12	2	11	5	5	-	-	-	-	-	41	-4.7%	▼	41

Type of Court: Circuit

Locale/Circuit: Augusta 25

Start/End Date: Jan-13 / Jul-14

Type of Case: Filings

AVG. Month: 379

2013 AVG Month: 364

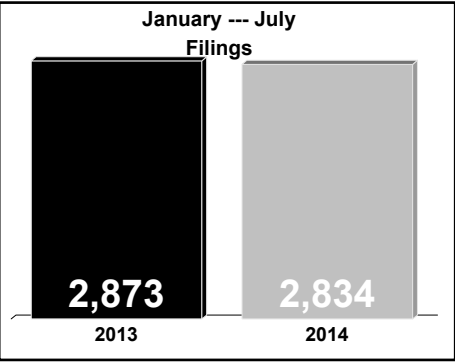
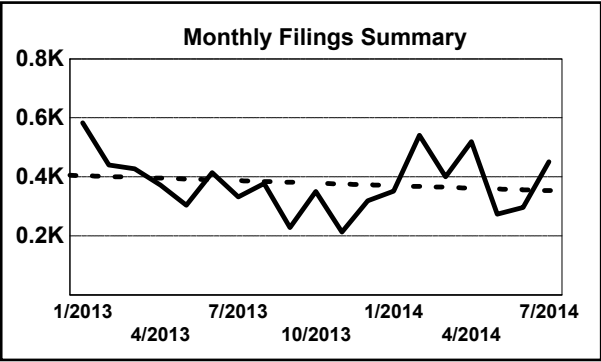
2014 AVG Month: 405

Jan-Jul 2013: 2,873

Jan-Jul 2014: 2,834

Filings Trending: Steady ↔

D
a
s
h
b
o
a
r
d

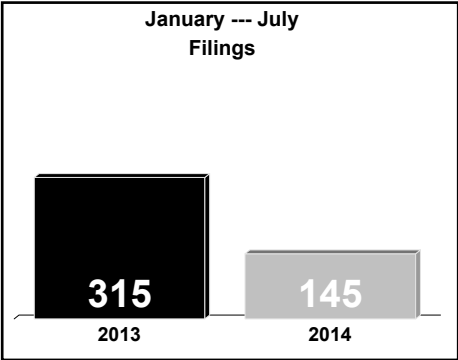
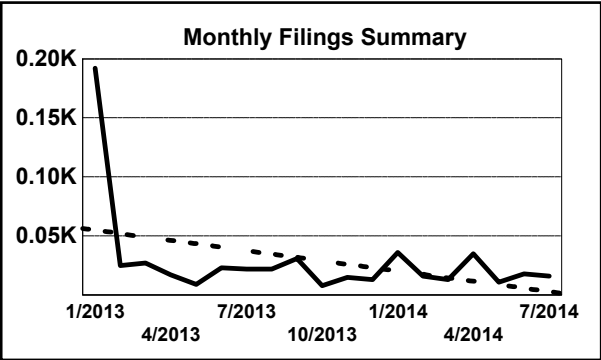


	Jan	Feb	Mar	Apr	May	Jun	<u>Jul</u>	Aug	Sep	Oct	Nov	Dec	Thru Jul	% Change	Trending	<u>Total</u>
2013	583	440	427	372	304	415	332	378	228	351	213	319	2,873			4,362
2014	352	541	400	519	274	297	451	-	-	-	-	-	2,834	-1.4%	▼	2,834

		Jan	Feb	Mar	Apr	May	Jun	<u>Jul</u>	Aug	Sep	Oct	Nov	Dec	Thru Jul	% Change	Trending	<u>Total</u>
Administrative Law	2013	1	-	-	-	2	-	1	-	1	-	-	1	4			6
	2014	-	1	-	-	1	1	-	-	-	-	-	-	3	-25.0%	▼	3
Contested Divorce	2013	5	6	3	1	3	4	7	5	2	6	3	4	29			49
	2014	4	8	5	9	4	5	4	-	-	-	-	-	39	34.5%	▲	39
Domestic and Family - Level 1	2013	11	10	10	9	16	5	6	10	6	11	17	6	67			117
	2014	20	20	12	-	19	11	-	-	-	-	-	-	82	22.4%	▲	82
Domestic and Family - Level 2	2013	3	5	5	4	11	10	6	6	5	6	7	4	44			72
	2014	5	8	16	9	7	12	9	-	-	-	-	-	66	50.0%	▲	66
General Civil - Level 1	2013	-	-	1	-	-	-	1	1	-	-	-	2	2			5
	2014	-	1	1	1	3	-	2	-	-	-	-	-	8	300.0%	▲	8
General Civil - Level 2	2013	10	8	5	7	8	6	8	8	3	5	6	7	52			81
	2014	7	7	4	9	7	3	3	-	-	-	-	-	40	-23.1%	▼	40
General Civil - Level 3	2013	1	4	3	1	4	8	4	8	5	3	-	6	25			47
	2014	2	2	6	8	1	1	-	-	-	-	-	-	20	-20.0%	▼	20
Miscellaneous	2013	357	282	221	172	145	95	139	136	116	127	126	149	1,411			2,065
	2014	184	247	228	196	115	125	106	-	-	-	-	-	1,201	-14.9%	▼	1,201
Misdemeanor	2013	14	12	5	4	5	3	11	9	7	5	10	9	54			94
	2014	7	9	8	7	4	8	21	-	-	-	-	-	64	18.5%	▲	64
Non-Capital Felonies and Related Matters	2013	161	92	144	146	79	264	118	170	54	153	31	101	1,004			1,513
	2014	92	215	97	236	90	87	265	-	-	-	-	-	1,082	7.8%	▲	1,082
Other	2013	11	9	11	12	7	9	10	9	10	12	4	13	69			117
	2014	14	10	7	14	7	18	21	-	-	-	-	-	91	31.9%	▲	91
Other Criminally Related Matters	2013	3	-	2	1	3	-	3	4	4	2	3	3	12			28
	2014	2	1	2	3	3	2	3	-	-	-	-	-	16	33.3%	▲	16
Probates/Wills and Trusts - Level 1	2013	-	-	-	1	-	-	-	-	-	3	-	-	1			4
	2014	-	1	1	-	-	-	-	-	-	-	-	-	2	100.0%	▲	2
Probates/Wills and Trusts - Level 2	2013	-	-	3	1	1	1	1	3	2	1	1	3	7			17
	2014	1	-	-	-	-	3	2	-	-	-	-	-	6	-14.3%	▼	6
Protective Orders	2013	-	-	-	-	-	-	-	-	-	1	-	1	0			2
Uncontested Divorce	2013	6	12	14	13	20	10	17	9	13	16	5	10	92	0.0%	↔	145
	2014	14	11	13	27	13	21	15	-	-	-	-	-	114	23.9%	▲	114

Type of Court: Circuit
Locale/Circuit: Bath 25
Start/End Date: Jan-13 / Jul-14
Type of Case: Filings
AVG. Month: 29
2013 AVG Month: 34
2014 AVG Month: 21
Jan-Jul 2013: 315
Jan-Jul 2014: 145
Filings Trending: Downward ▼

D
a
s
h
b
o
a
r
d



	Jan	Feb	Mar	Apr	May	Jun	Jul	Aug	Sep	Oct	Nov	Dec	Thru Jul	% Change	Trending	Total
2013	192	25	27	17	9	23	22	22	31	8	15	13	315			404
2014	36	16	13	35	11	18	16	-	-	-	-	-	145	-54.0%	▼	145

		Jan	Feb	Mar	Apr	May	Jun	Jul	Aug	Sep	Oct	Nov	Dec	Thru Jul	% Change	Trending	Total
Contested Divorce	2013	-	-	1	-	1	-	1	1	-	1	-	2	3			7
	2014	-	-	-	1	-	-	-	-	-	-	-	-	1	-66.7%	▼	1
Domestic and Family - Level 1	2013	-	-	-	-	-	-	1	-	-	-	-	-	1			1
	2014	1	1	-	-	-	-	-	-	-	-	-	-	2	100.0%	▲	2
General Civil - Level 2	2013	1	1	-	-	-	-	-	-	-	-	3	-	2			5
	2014	1	-	-	-	1	1	-	-	-	-	-	-	3	50.0%	▲	3
General Civil - Level 3	2013	1	-	2	-	-	3	-	-	-	-	-	1	6			7
	2014	1	-	-	-	-	1	-	-	-	-	-	-	2	-66.7%	▼	2
Miscellaneous	2013	20	22	21	15	3	10	19	17	17	7	12	6	110			169
	2014	17	11	10	18	8	8	14	-	-	-	-	-	86	-21.8%	▼	86
Misdemeanor	2013	1	-	-	1	-	-	-	1	4	-	-	-	2			7
	2014	5	-	1	9	-	-	-	-	-	-	-	-	15	650.0%	▲	15
Non-Capital Felonies and Related Matters	2013	167	1	-	-	-	10	1	2	9	-	-	4	179			194
	2014	10	-	-	6	1	8	2	-	-	-	-	-	27	-84.9%	▼	27
Other Criminally Related Matters	2013	-	1	-	-	-	-	-	-	-	-	-	-	1			1
	2014	-	-	1	-	-	-	-	-	-	-	-	-	1	0.0%	↔	1
Probates/Wills and Trusts	2013	-	-	-	-	2	-	-	-	-	-	-	-	2			2
Probates/Wills and Trusts	2013	-	-	-	-	1	-	-	-	-	-	-	-	1			1
Uncontested Divorce	2013	2	-	3	1	2	-	-	1	1	-	-	-	8			10
	2014	1	4	1	1	1	-	-	-	-	-	-	-	8	0.0%	↔	8

Type of Court: Circuit

Locale/Circuit: Botetourt 25

Start/End Date: Jan-13 / Jul-14

Type of Case: Filings

AVG. Month: 170

2013 AVG Month: 176

2014 AVG Month: 161

Jan-Jul 2013: 1,250

Jan-Jul 2014: 1,126

Filings Trending: Downward ▼

D

a

s

h

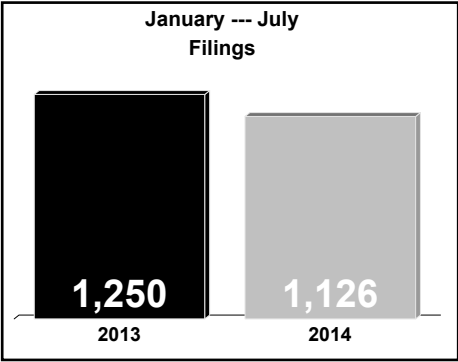
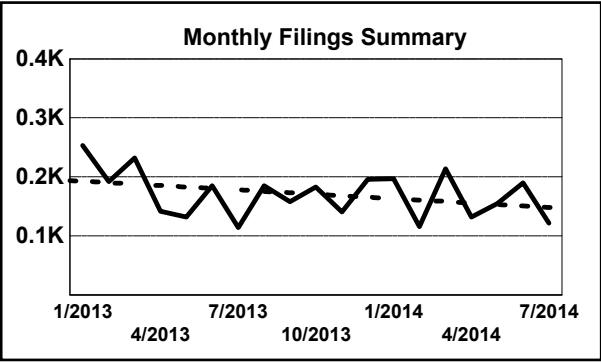
b

o

a

r

d

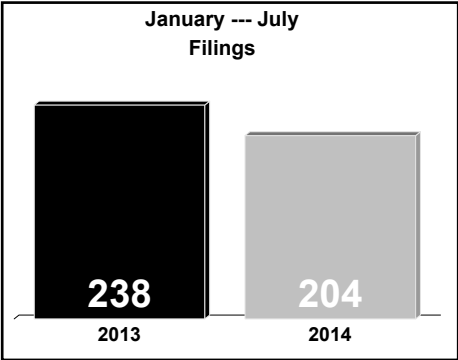
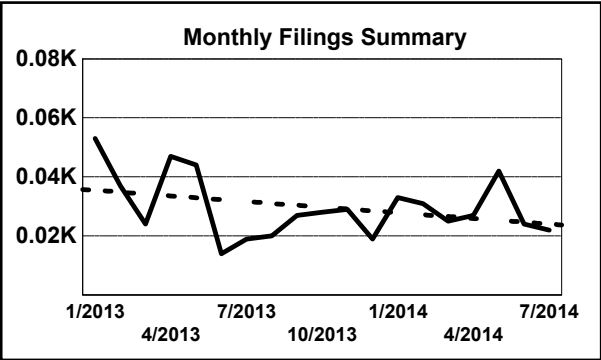


	Jan	Feb	Mar	Apr	May	Jun	Jul	Aug	Sep	Oct	Nov	Dec	Thru Jul	% Change	Trending	Total
2013	253	192	232	142	132	185	114	185	158	183	141	196	1,250			2,113
2014	197	116	214	132	155	190	122	-	-	-	-	-	1,126	-9.9%	▼	1,126

		Jan	Feb	Mar	Apr	May	Jun	Jul	Aug	Sep	Oct	Nov	Dec	Thru Jul	% Change	Trending	Total
Contested Divorce	2013	2	3	5	1	2	4	2	2	4	2	2	3	19			32
	2014	1	5	2	1	2	4	5	-	-	-	-	-	20	5.3%	▲	20
Domestic and Family - Level 1	2013	1	2	-	24	-	10	1	3	4	2	4	1	38			52
	2014	6	2	-	8	3	-	-	-	-	-	-	-	19	-50.0%	▼	19
Domestic and Family - Level 2	2013	2	1	1	1	1	3	1	1	3	1	-	1	10			16
	2014	-	-	3	1	-	-	1	-	-	-	-	-	5	-50.0%	▼	5
General Civil - Level 1	2013	-	-	1	-	1	1	-	-	-	-	-	-	3			3
	2014	-	1	1	-	-	1	-	-	-	-	-	-	3	0.0%	↔	3
General Civil - Level 2	2013	6	3	5	6	2	1	5	2	3	3	6	2	28			44
	2014	3	3	4	3	5	4	8	-	-	-	-	-	30	7.1%	▲	30
General Civil - Level 3	2013	4	3	4	3	1	-	3	5	2	4	2	3	18			34
	2014	4	4	4	5	-	1	-	-	-	-	-	-	18	0.0%	↔	18
Miscellaneous	2013	167	124	106	76	74	61	61	63	105	84	79	94	669			1,094
	2014	120	75	98	76	61	65	45	-	-	-	-	-	540	-19.3%	▼	540
Misdemeanor	2013	18	11	18	3	14	19	9	15	7	18	11	11	92			154
	2014	12	6	18	12	15	17	16	-	-	-	-	-	96	4.3%	▲	96
Non-Capital Felonies and Related Matters	2013	36	38	83	16	25	74	22	78	19	52	26	71	294			540
	2014	37	13	71	18	51	69	25	-	-	-	-	-	284	-3.4%	▼	284
Other	2013	-	-	-	-	1	-	-	-	-	1	-	-	1			2
	2014	-	-	-	-	1	14	3	-	-	-	-	-	18	1,700.0%	▲	18
Other Criminally Related Matters	2013	6	3	2	2	2	6	1	7	4	2	6	5	22			46
	2014	6	1	5	3	4	5	6	-	-	-	-	-	30	36.4%	▲	30
Probates/Wills and Trusts	2014	-	-	-	-	2	-	-	-	-	-	-	-	2			2
Probates/Wills and Trusts - Level 2	2013	-	1	1	-	-	-	-	2	-	2	1	2	2			9
	2014	-	-	1	-	1	-	2	-	-	-	-	-	4	100.0%	▲	4
Uncontested Divorce	2013	11	3	6	10	9	6	9	7	7	12	4	3	54			87
	2014	8	6	7	5	10	10	11	-	-	-	-	-	57	5.6%	▲	57

Type of Court: Circuit
Locale/Circuit: Craig 25
Start/End Date: Jan-13 / Jul-14
Type of Case: Filings
AVG. Month: 30
2013 AVG Month: 30
2014 AVG Month: 29
Jan-Jul 2013: 238
Jan-Jul 2014: 204
Filings Trending: Downward ▼

D
a
s
h
b
o
a
r
d



	Jan	Feb	Mar	Apr	May	Jun	<u>Jul</u>	Aug	Sep	Oct	Nov	Dec	Thru Jul	% Change	Trending	<u>Total</u>
2013	53	37	24	47	44	14	19	20	27	28	29	19	238			361
2014	33	31	25	27	42	24	22	-	-	-	-	-	204	-14.3%	▼	204

		Jan	Feb	Mar	Apr	May	Jun	<u>Jul</u>	Aug	Sep	Oct	Nov	Dec	Thru Jul	% Change	Trending	<u>Total</u>
Contested Divorce	2013	1	-	1	-	3	1	-	-	-	2	2	-	6			10
	2014	2	2	-	1	1	-	-	-	-	-	-	-	6	0.0%	↔	6
Domestic and Family - Level 1	2013	6	1	-	23	2	-	1	-	1	-	2	2	33			38
	2014	1	2	3	-	4	-	1	-	-	-	-	-	11	-66.7%	▼	11
Domestic and Family - Level 2	2013	-	-	-	1	-	-	-	-	-	-	-	-	1			1
	2014	-	-	-	-	1	-	-	-	-	-	-	-	1	0.0%	↔	1
General Civil - Level 1	2013	-	-	-	-	-	2	-	-	-	-	-	-	2			2
	2014	-	-	-	-	-	-	-	-	-	-	-	-	-			-
General Civil - Level 2	2013	1	-	-	2	1	-	-	-	-	-	-	-	4			4
	2014	1	1	-	1	3	-	1	-	-	-	-	-	7	75.0%	▲	7
General Civil - Level 3	2013	-	-	-	-	1	1	-	-	1	-	-	-	2			3
	2014	1	1	-	-	1	-	-	-	-	-	-	-	3	50.0%	▲	3
Miscellaneous	2013	41	35	21	14	23	10	14	19	20	24	21	14	158			256
	2014	20	18	19	24	20	14	13	-	-	-	-	-	128	-19.0%	▼	128
Misdemeanor	2013	-	1	-	2	6	-	-	-	2	1	-	1	9			13
	2014	2	1	1	-	4	4	1	-	-	-	-	-	13	44.4%	▲	13
Non-Capital Felonies and Related Matters	2013	1	-	-	-	7	1	1	1	3	-	2	1	10			17
	2014	4	5	-	-	7	2	3	-	-	-	-	-	21	110.0%	▲	21
Other	2013	1	-	1	2	-	-	1	-	-	1	-	-	5			6
	2014	2	-	-	-	-	1	-	-	-	-	-	-	3	-40.0%	▼	3
Other Criminally Related M	2013	-	-	-	1	-	-	-	-	-	-	-	-	1			1
Probates/Wills and Trusts - Level 2	2013	-	-	-	-	-	1	-	-	-	-	-	-	1			1
	2014	-	-	-	-	-	-	1	-	-	-	-	-	1	0.0%	↔	1
Uncontested Divorce	2013	2	-	1	2	1	-	2	-	-	-	2	1	8			11
	2014	-	1	2	1	1	1	2	-	-	-	-	-	8	0.0%	↔	8

Type of Court: Circuit

Locale/Circuit: Highland 25

Start/End Date: Jan-13 / Jul-14

Type of Case: Filings

AVG. Month: 11

2013 AVG Month: 12

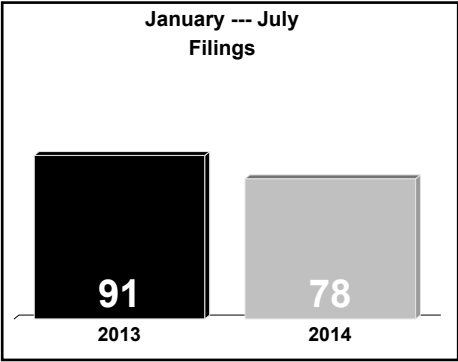
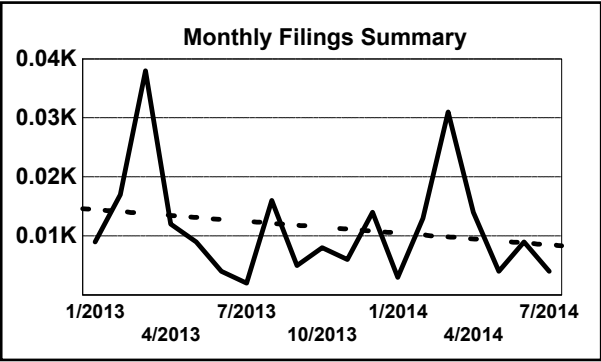
2014 AVG Month: 11

Jan-Jul 2013: 91

Jan-Jul 2014: 78

Filings Trending: Downward ▼

D
a
s
h
b
o
a
r
d



	Jan	Feb	Mar	Apr	May	Jun	<u>Jul</u>	Aug	Sep	Oct	Nov	Dec	Thru Jul	% Change	Trending	<u>Total</u>
2013	9	17	38	12	9	4	2	16	5	8	6	14	91			140
2014	3	13	31	14	4	9	4	-	-	-	-	-	78	-14.3%	▼	78

		Jan	Feb	Mar	Apr	May	Jun	<u>Jul</u>	Aug	Sep	Oct	Nov	Dec	Thru Jul	% Change	Trending	<u>Total</u>
Administrative Law	2013	-	-	-	-	-	-	-	-	-	-	-	1	0			1
Contested Divorce	2013	-	1	1	-	1	-	1	-	1	-	-	1	4	0.0%	↔	6
	2014	-	-	-	1	-	-	-	-	-	-	-	-	1	-75.0%	▼	1
General Civil - Level 2	2013	-	-	1	-	-	-	-	-	-	1	-	-	1			2
	2014	-	-	-	-	-	-	1	-	-	-	-	-	1	0.0%	↔	1
General Civil - Level 3	2013	-	-	2	-	-	-	-	-	-	-	-	-	2			2
	2014	-	-	-	-	1	-	-	-	-	-	-	-	1	-50.0%	▼	1
Miscellaneous	2013	8	11	18	12	8	4	1	16	1	6	4	3	62			92
	2014	1	12	11	4	3	7	3	-	-	-	-	-	41	-33.9%	▼	41
Misdemeanor	2013	1	2	5	-	-	-	-	-	-	-	-	4	8			12
	2014	-	-	-	-	-	1	-	-	-	-	-	-	1	-87.5%	▼	1
Non-Capital Felonies and Related Matters	2013	-	3	11	-	-	-	-	-	2	1	1	5	14			23
	2014	1	-	19	9	-	1	-	-	-	-	-	-	30	114.3%	▲	30
Uncontested Divorce	2013	-	-	-	-	-	-	-	-	1	-	1	-	0			2
	2014	1	1	1	-	-	-	-	-	-	-	-	-	3	0.0%	↔	3

Type of Court: Circuit

Locale/Circuit: Rockbridge 25

Start/End Date: Jan-13 / Jul-14

Type of Case: Filings

AVG. Month: 160

2013 AVG Month: 141

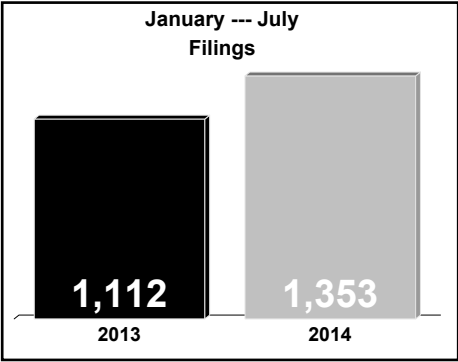
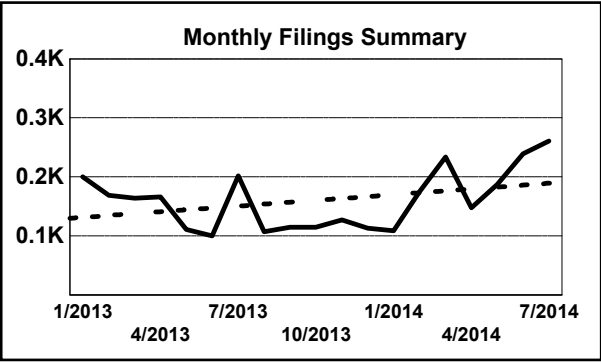
2014 AVG Month: 193

Jan-Jul 2013: 1,112

Jan-Jul 2014: 1,353

Filings Trending: Upward ▲

D
a
s
h
b
o
a
r
d



	Jan	Feb	Mar	Apr	May	Jun	Jul	Aug	Sep	Oct	Nov	Dec	Thru Jul	% Change	Trending	Total
2013	200	169	164	166	111	100	202	107	115	115	127	113	1,112			1,689
2014	109	175	234	148	187	239	261	-	-	-	-	-	1,353	21.7%	▲	1,353

		Jan	Feb	Mar	Apr	May	Jun	Jul	Aug	Sep	Oct	Nov	Dec	Thru Jul	% Change	Trending	Total
Administrative Law	2014	-	-	-	1	-	-	-	-	-	-	-	-	1			1
Contested Divorce	2013	-	11	3	3	1	2	-	2	3	1	3	2	20			31
	2014	3	1	2	3	2	1	2	-	-	-	-	-	14	-30.0%	▼	14
Domestic and Family - Level 1	2013	4	1	1	5	2	-	3	1	3	2	2	5	16			29
	2014	-	1	1	4	2	-	-	-	-	-	-	-	8	-50.0%	▼	8
Domestic and Family - Level 2	2013	1	1	-	-	-	1	-	-	1	1	-	-	3			5
	2014	1	1	-	-	1	-	2	-	-	-	-	-	5	66.7%	▲	5
General Civil - Level 1	2013	-	1	-	-	-	-	-	1	-	1	-	-	1			3
	2014	-	1	1	-	-	-	-	-	-	-	-	-	2	100.0%	▲	2
General Civil - Level 2	2013	2	3	2	2	3	2	4	1	2	4	3	5	18			33
	2014	6	2	6	5	5	9	6	-	-	-	-	-	39	116.7%	▲	39
General Civil - Level 3	2013	5	6	4	2	5	4	1	-	2	1	6	2	27			38
	2014	3	4	6	-	5	3	1	-	-	-	-	-	22	-18.5%	▼	22
Miscellaneous	2013	85	61	49	52	51	38	49	44	43	30	48	53	385			603
	2014	40	57	94	68	47	51	58	-	-	-	-	-	415	7.8%	▲	415
Misdemeanor	2013	19	29	31	31	10	13	21	15	24	19	18	22	154			252
	2014	13	20	19	16	39	32	28	-	-	-	-	-	167	8.4%	▲	167
Non-Capital Felonies and Related Matters	2013	75	37	60	58	28	30	116	36	31	43	34	18	404			566
	2014	36	77	91	38	68	126	141	-	-	-	-	-	577	42.8%	▲	577
Other	2013	5	3	2	2	3	-	-	1	1	-	2	-	15			19
	2014	1	-	-	2	4	1	7	-	-	-	-	-	15	0.0%	↔	15
Other Criminally Related Matters	2013	3	6	-	8	1	6	2	1	1	6	3	4	26			41
	2014	-	3	9	4	7	5	5	-	-	-	-	-	33	26.9%	▲	33
Probates/Wills and Trusts	2014	-	-	1	-	-	-	-	-	-	-	-	-	1			1
Probates/Wills and Trusts - Level 2	2013	-	1	2	-	-	-	-	1	-	2	1	-	3			7
	2014	1	1	-	-	1	2	-	-	-	-	-	-	5	66.7%	▲	5
Uncontested Divorce	2013	1	9	10	3	7	4	6	4	4	5	7	2	40			62
	2014	5	7	4	7	6	9	11	-	-	-	-	-	49	22.5%	▲	49

Type of Court: Circuit

Locale/Circuit: Buena Vista 25

Start/End Date: Jan-13 / Jul-14

Type of Case: Filings

AVG. Month: 38

2013 AVG Month: 31

2014 AVG Month: 50

Jan-Jul 2013: 231

Jan-Jul 2014: 349

Filings Trending: Upward ▲

D

a

s

h

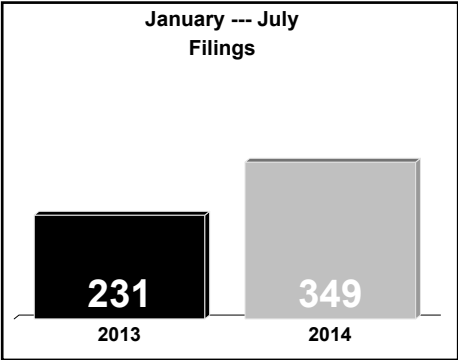
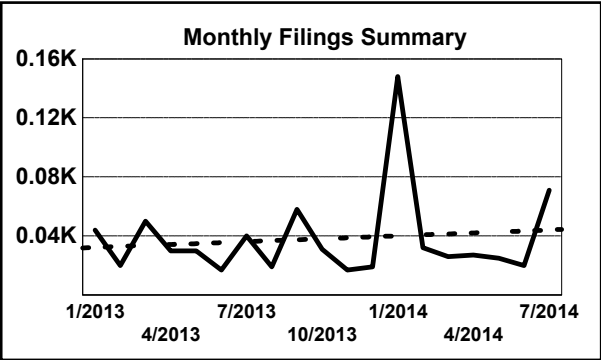
b

o

a

r

d



	Jan	Feb	Mar	Apr	May	Jun	<u>Jul</u>	Aug	Sep	Oct	Nov	Dec	Thru Jul	% Change	Trending	<u>Total</u>
2013	44	20	50	30	30	17	40	19	58	31	17	19	231			375
2014	148	32	26	27	25	20	71	-	-	-	-	-	349	51.1%	▲	349

		Jan	Feb	Mar	Apr	May	Jun	<u>Jul</u>	Aug	Sep	Oct	Nov	Dec	Thru Jul	% Change	Trending	<u>Total</u>
Contested Divorce	2013	4	-	-	1	1	1	2	2	2	-	1	-	9			14
	2014	-	-	-	3	2	-	1	-	-	-	-	-	6	-33.3%	▼	6
Domestic and Family - Level 1	2013	-	-	-	-	1	-	1	1	4	5	-	-	2			12
	2014	1	-	-	3	-	-	-	-	-	-	-	-	4	100.0%	▲	4
Domestic and Family - Lev	2013	-	-	1	-	-	-	-	-	-	-	-	-	1			1
	2014	-	-	-	1	-	-	-	-	-	-	-	1	3			4
General Civil - Level 2	2013	2	-	-	1	-	-	-	-	-	-	-	1	3			4
	2014	-	-	-	-	-	-	1	-	-	-	-	-	1	-66.7%	▼	1
General Civil - Level 3	2013	-	-	-	-	-	-	-	-	-	-	1	1	0			2
	2014	-	-	-	-	-	1	1	-	-	-	-	-	2	0.0%	↔	2
Miscellaneous	2013	18	10	19	11	5	3	3	4	11	7	6	10	69			107
	2014	10	15	9	7	6	2	5	-	-	-	-	-	54	-21.7%	▼	54
Misdemeanor	2013	8	2	3	6	5	5	1	7	5	4	6	-	30			52
	2014	2	5	2	2	5	5	8	-	-	-	-	-	29	-3.3%	▼	29
Non-Capital Felonies and Related Matters	2013	9	6	24	9	16	5	31	4	33	14	2	5	100			158
	2014	132	9	8	10	6	6	54	-	-	-	-	-	225	125.0%	▲	225
Other	2013	-	-	-	-	-	1	-	-	-	-	-	-	1			1
	2014	-	-	-	-	-	-	-	-	-	-	-	-	-			-
Other Criminally Related Matters	2013	1	-	-	-	-	-	1	-	-	-	-	-	2			2
	2014	2	2	1	1	1	-	-	-	-	-	-	-	7	250.0%	▲	7
Probates/Wills and Trusts - Level 2	2013	-	1	-	-	-	-	-	-	1	-	1	-	1			3
	2014	1	1	-	-	1	-	-	-	-	-	-	-	3	200.0%	▲	3
Uncontested Divorce	2013	2	1	4	2	2	3	1	1	2	1	-	2	15			21
	2014	-	-	5	1	4	5	1	-	-	-	-	-	16	6.7%	▲	16

Type of Court: Circuit

Locale/Circuit: Staunton 25

Start/End Date: Jan-13 / Jul-14

Type of Case: Filings

AVG. Month: 132

2013 AVG Month: 129

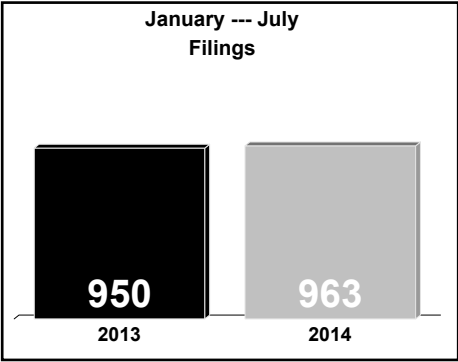
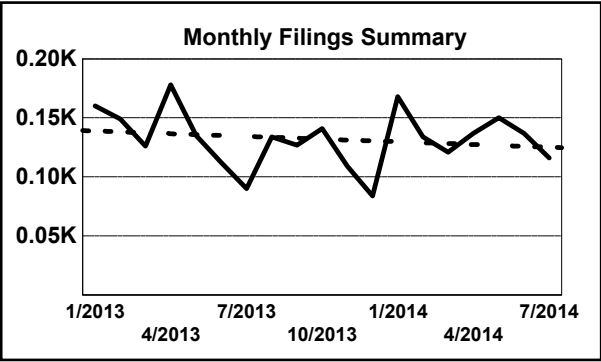
2014 AVG Month: 138

Jan-Jul 2013: 950

Jan-Jul 2014: 963

Filings Trending: Steady ↔

D
a
s
h
b
o
a
r
d



	Jan	Feb	Mar	Apr	May	Jun	<u>Jul</u>	Aug	Sep	Oct	Nov	Dec	Thru Jul	% Change	Trending	<u>Total</u>
2013	160	149	126	178	135	112	90	134	127	141	109	84	950			1,545
2014	168	134	121	137	150	137	116	-	-	-	-	-	963	1.4%	▲	963

		Jan	Feb	Mar	Apr	May	Jun	<u>Jul</u>	Aug	Sep	Oct	Nov	Dec	Thru Jul	% Change	Trending	<u>Total</u>
Administrative Law	2013	-	-	-	-	1	-	-	-	-	-	-	-	1			1
Contested Divorce	2013	4	5	2	4	2	4	5	1	1	2	1	-	26			31
	2014	2	-	2	2	2	-	2	-	-	-	-	-	10	-61.5%	▼	10
Domestic and Family - Level 1	2013	-	2	1	16	2	5	1	1	2	5	4	3	27			42
	2014	5	1	3	3	4	3	-	-	-	-	-	-	19	-29.6%	▼	19
Domestic and Family - Level 2	2013	-	-	1	-	1	-	-	1	1	-	1	1	2			6
	2014	-	-	2	1	4	5	11	-	-	-	-	-	23	1,050.0%	▲	23
General Civil - Level 1	2013	-	-	1	-	-	-	-	-	2	-	-	-	1			3
	2014	-	-	1	-	-	-	-	-	-	-	-	-	1	0.0%	↔	1
General Civil - Level 2	2013	2	-	-	3	2	1	3	1	1	2	2	3	11			20
	2014	1	2	1	1	1	-	5	-	-	-	-	-	11	0.0%	↔	11
General Civil - Level 3	2013	8	8	4	5	3	5	3	15	4	8	5	8	36			76
	2014	10	5	6	9	5	1	3	-	-	-	-	-	39	8.3%	▲	39
Miscellaneous	2013	43	54	44	35	23	21	24	36	18	35	23	31	244			387
	2014	29	41	46	31	26	26	22	-	-	-	-	-	221	-9.4%	▼	221
Misdemeanor	2013	5	19	12	11	7	9	11	11	8	21	17	3	74			134
	2014	25	11	5	13	13	24	17	-	-	-	-	-	108	45.9%	▲	108
Non-Capital Felonies and Related Matters	2013	92	43	42	95	78	57	30	53	77	58	48	30	437			703
	2014	80	57	42	58	63	62	39	-	-	-	-	-	401	-8.2%	▼	401
Other	2013	5	10	9	2	9	9	7	1	4	4	2	2	51			64
	2014	10	5	6	10	4	1	2	-	-	-	-	-	38	-25.5%	▼	38
Other Criminally Related Matters	2013	-	2	-	3	-	-	-	7	5	4	2	2	5			25
	2014	2	4	2	3	22	12	9	-	-	-	-	-	54	980.0%	▲	54
Probates/Wills and Trusts - Level 2	2013	-	2	-	-	1	-	1	1	-	-	1	1	4			7
	2014	1	-	-	-	1	-	1	-	-	-	-	-	3	-25.0%	▼	3
Protective Orders	2013	-	-	3	-	-	-	-	-	-	-	-	-	3			3
Uncontested Divorce	2013	1	4	7	4	6	1	5	6	4	2	3	-	28			43
	2014	3	8	5	6	5	3	5	-	-	-	-	-	35	25.0%	▲	35

Type of Court: Circuit

Locale/Circuit: Waynesboro 25

Start/End Date: Jan-13 / Jul-14

Type of Case: Filings

AVG. Month: 153

2013 AVG Month: 143

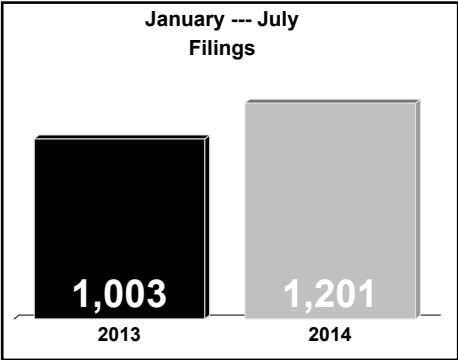
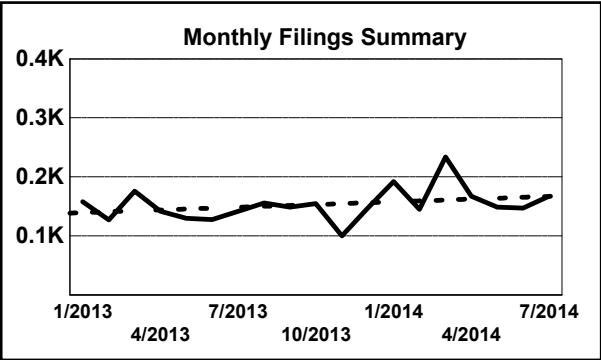
2014 AVG Month: 172

Jan-Jul 2013: 1,003

Jan-Jul 2014: 1,201

Filings Trending: Upward ▲

D
a
s
h
b
o
a
r
d



	Jan	Feb	Mar	Apr	May	Jun	<u>Jul</u>	Aug	Sep	Oct	Nov	Dec	Thru Jul	% Change	Trending	<u>Total</u>
2013	158	127	176	142	130	128	142	156	149	155	100	147	1,003			1,710
2014	192	145	234	167	149	147	167	-	-	-	-	-	1,201	19.7%	▲	1,201

		Jan	Feb	Mar	Apr	May	Jun	<u>Jul</u>	Aug	Sep	Oct	Nov	Dec	Thru Jul	% Change	Trending	<u>Total</u>
Administrative Law	2013	-	-	-	1	-	-	-	-	-	-	-	-	1			1
Contested Divorce	2013	8	6	12	16	2	6	6	10	7	12	10	9	56			104
	2014	14	11	18	12	8	9	10	-	-	-	-	-	82	46.4%	▲	82
Domestic and Family - Level 1	2013	2	4	4	4	6	2	9	4	3	-	4	4	31			46
	2014	2	-	1	15	11	8	7	-	-	-	-	-	44	41.9%	▲	44
Domestic and Family - Level 2	2013	-	3	1	-	-	-	1	3	2	1	-	-	5			11
	2014	-	1	-	-	3	1	-	-	-	-	-	-	5	0.0%	↔	5
General Civil - Level 1	2013	-	2	1	-	-	-	-	-	-	-	-	-	3			3
	2014	-	-	-	1	-	-	1	-	-	-	-	-	2	-33.3%	▼	2
General Civil - Level 2	2013	2	-	2	2	-	1	1	4	3	1	2	1	8			19
	2014	1	2	2	5	1	1	2	-	-	-	-	-	14	75.0%	▲	14
General Civil - Level 3	2013	1	-	1	1	5	1	-	11	2	2	-	-	9			24
	2014	-	7	1	2	5	1	2	-	-	-	-	-	18	100.0%	▲	18
Miscellaneous	2013	57	36	27	34	20	21	26	13	29	33	16	23	221			335
	2014	24	45	52	23	10	22	23	-	-	-	-	-	199	-10.0%	▼	199
Misdemeanor	2013	5	6	8	1	3	2	2	9	6	9	11	10	27			72
	2014	12	6	4	9	8	3	9	-	-	-	-	-	51	88.9%	▲	51
Non-Capital Felonies and Related Matters	2013	23	22	28	19	41	38	49	46	43	52	19	37	220			417
	2014	77	29	44	37	44	43	63	-	-	-	-	-	337	53.2%	▲	337
Other	2013	43	25	60	34	27	33	25	33	32	26	19	47	247			404
	2014	46	30	72	33	37	42	31	-	-	-	-	-	291	17.8%	▲	291
Other Criminally Related Matters	2013	-	-	-	1	2	2	2	1	2	-	2	2	7			14
	2014	-	1	3	3	-	1	-	-	-	-	-	-	8	14.3%	▲	8
Probates/Wills and Trusts - Level 2	2013	-	-	-	-	1	-	-	-	-	2	-	1	1			4
	2014	1	1	-	-	-	-	-	-	-	-	-	-	2	100.0%	▲	2
Uncontested Divorce	2013	17	23	32	29	23	22	21	22	20	17	17	13	167			256
	2014	15	12	37	27	22	16	19	-	-	-	-	-	148	-11.4%	▼	148

Type of Court: Circuit

Locale/Circuit: Clarke 26

Start/End Date: Jan-13 / Jul-14

Type of Case: Filings

AVG. Month: 66

2013 AVG Month: 63

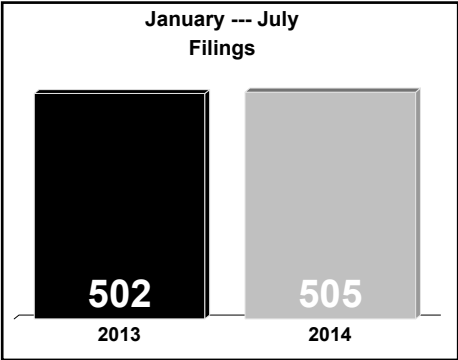
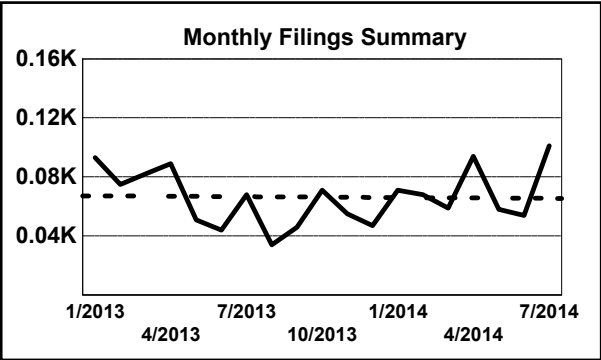
2014 AVG Month: 72

Jan-Jul 2013: 502

Jan-Jul 2014: 505

Filings Trending: Steady ↔

D
a
s
h
b
o
a
r
d



	Jan	Feb	Mar	Apr	May	Jun	Jul	Aug	Sep	Oct	Nov	Dec	Thru Jul	% Change	Trending	Total
2013	93	75	82	89	51	44	68	34	46	71	55	47	502			755
2014	71	68	59	94	58	54	101	-	-	-	-	-	505	0.6%	▲	505

		Jan	Feb	Mar	Apr	May	Jun	Jul	Aug	Sep	Oct	Nov	Dec	Thru Jul	% Change	Trending	Total
Contested Divorce	2013	3	1	2	5	2	1	3	2	1	3	3	1	17			27
	2014	2	3	-	1	3	3	1	-	-	-	-	-	13	-23.5%	▼	13
Domestic and Family - Level 1	2013	1	1	-	1	-	-	1	-	2	-	-	-	4			6
	2014	-	1	-	2	-	-	1	-	-	-	-	-	4	0.0%	↔	4
Domestic and Family - Level 2	2013	-	-	-	2	1	-	-	1	1	1	-	-	3			6
	2014	2	1	-	1	1	-	1	-	-	-	-	-	6	100.0%	▲	6
General Civil - Level 1	2013	-	-	-	-	-	-	-	-	-	-	-	-	1			1
	2014	-	-	-	1	-	-	-	-	-	-	-	-	1			1
General Civil - Level 2	2013	-	1	1	3	2	4	1	-	1	1	-	1	12			15
	2014	-	1	-	2	3	-	2	-	-	-	-	-	8	-33.3%	▼	8
General Civil - Level 3	2013	1	-	-	1	1	1	-	-	-	1	2	2	4			9
	2014	1	1	2	1	2	2	-	-	-	-	-	-	9	125.0%	▲	9
Miscellaneous	2013	61	46	48	36	30	16	29	30	23	24	30	26	266			399
	2014	41	28	40	22	27	25	25	-	-	-	-	-	208	-21.8%	▼	208
Misdemeanor	2013	7	6	7	13	5	4	9	-	4	11	5	3	51			74
	2014	1	11	4	12	6	1	13	-	-	-	-	-	48	-5.9%	▼	48
Non-Capital Felonies and Related Matters	2013	18	8	22	22	7	14	23	-	6	25	11	10	114			166
	2014	9	13	8	44	10	6	49	-	-	-	-	-	139	21.9%	▲	139
Other	2013	-	-	-	-	-	-	1	-	-	-	2	-	1			3
	2014	3	-	1	1	1	2	2	-	-	-	-	-	10	900.0%	▲	10
Other Criminally Related Matters	2013	-	2	-	1	1	1	1	-	3	3	-	1	6			13
	2014	5	6	1	3	-	8	3	-	-	-	-	-	26	333.3%	▲	26
Probates/Wills and Trusts	2014	1	-	-	-	-	-	-	-	-	-	-	-	1			1
Probates/Wills and Trusts	2013	-	3	-	-	-	-	-	-	1	-	-	-	3			4
Uncontested Divorce	2013	2	7	2	5	2	3	-	1	4	2	2	3	21			33
	2014	6	3	3	4	5	7	4	-	-	-	-	-	32	52.4%	▲	32

Type of Court: Circuit

Locale/Circuit: Frederick 26

Start/End Date: Jan-13 / Jul-14

Type of Case: Filings

AVG. Month: 402

2013 AVG Month: 408

2014 AVG Month: 393

Jan-Jul 2013: 3,137

Jan-Jul 2014: 2,749

Filings Trending: Downward ▼

D

a

s

h

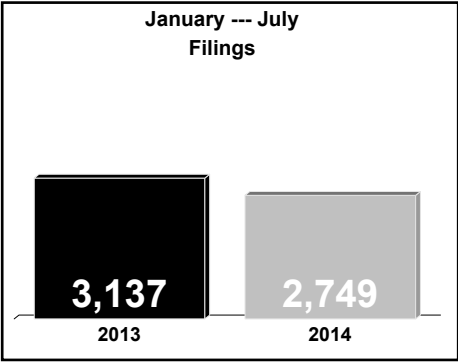
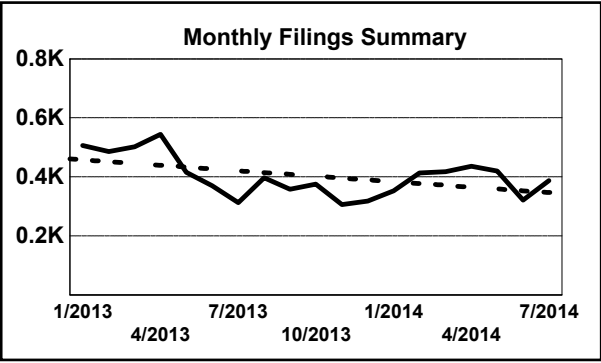
b

o

a

r

d



	Jan	Feb	Mar	Apr	May	Jun	Jul	Aug	Sep	Oct	Nov	Dec	Thru Jul	% Change	Trending	Total
2013	506	486	502	544	416	370	313	397	358	376	306	318	3,137			4,892
2014	353	414	418	436	420	321	387	-	-	-	-	-	2,749	-12.4%	▼	2,749

		Jan	Feb	Mar	Apr	May	Jun	Jul	Aug	Sep	Oct	Nov	Dec	Thru Jul	% Change	Trending	Total
Administrative Law	2013	1	-	-	-	-	1	-	-	-	-	1	-	2			3
	2014	-	-	-	1	-	-	1	-	-	-	-	-	2	0.0%	↔	2
Contested Divorce	2013	12	7	15	12	13	14	10	16	3	11	10	7	83			130
	2014	7	9	17	9	5	15	11	-	-	-	-	-	73	-12.0%	▼	73
Domestic and Family - Level 1	2013	2	7	5	7	2	7	6	2	6	2	4	4	36			54
	2014	-	1	4	7	8	-	1	-	-	-	-	-	21	-41.7%	▼	21
Domestic and Family - Level 2	2013	3	1	1	3	1	4	2	3	-	4	5	4	15			31
	2014	2	2	-	5	1	4	4	-	-	-	-	-	18	20.0%	▲	18
General Civil - Level 1	2013	-	-	1	-	-	-	-	-	-	1	-	2	1			4
	2014	2	-	1	-	-	-	1	-	-	-	-	-	4	300.0%	▲	4
General Civil - Level 2	2013	15	7	3	11	9	5	7	9	8	8	5	7	57			94
	2014	6	5	8	4	9	5	3	-	-	-	-	-	40	-29.8%	▼	40
General Civil - Level 3	2013	2	2	2	2	7	8	3	4	3	3	7	1	26			44
	2014	2	3	3	5	3	6	5	-	-	-	-	-	27	3.8%	▲	27
Miscellaneous	2013	298	280	221	162	118	110	118	121	131	137	107	125	1,307			1,928
	2014	164	156	157	174	121	109	128	-	-	-	-	-	1,009	-22.8%	▼	1,009
Misdemeanor	2013	34	32	61	45	39	96	46	48	35	40	33	34	353			543
	2014	34	34	54	48	48	24	37	-	-	-	-	-	279	-21.0%	▼	279
Non-Capital Felonies and Related Matters	2013	97	113	149	261	189	92	94	172	147	131	113	114	995			1,672
	2014	117	178	148	167	198	130	164	-	-	-	-	-	1,102	10.8%	▲	1,102
Other	2013	-	-	1	-	-	-	-	1	-	-	-	1	1			3
	2014	-	1	-	-	3	3	4	-	-	-	-	-	11	1,000.0%	▲	11
Other Criminally Related Matters	2013	11	6	5	13	4	7	4	3	7	9	3	4	50			76
	2014	2	2	6	3	5	5	6	-	-	-	-	-	29	-42.0%	▼	29
Probates/Wills and Trusts	2014	-	-	-	-	-	-	1	-	-	-	-	-	1			1
Probates/Wills and Trusts - Level 2	2013	5	5	1	1	3	3	1	2	2	4	1	1	19			29
	2014	3	1	2	3	3	3	2	-	-	-	-	-	17	-10.5%	▼	17
Uncontested Divorce	2013	26	26	37	27	31	23	22	16	16	26	17	14	192			281
	2014	14	22	18	10	16	17	19	-	-	-	-	-	116	-39.6%	▼	116

Type of Court: Circuit

Locale/Circuit: Page 26

Start/End Date: Jan-13 / Jul-14

Type of Case: Filings

AVG. Month: 136

2013 AVG Month: 134

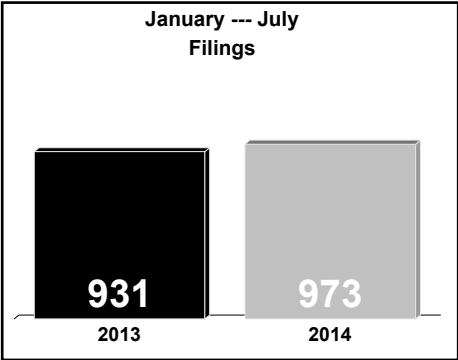
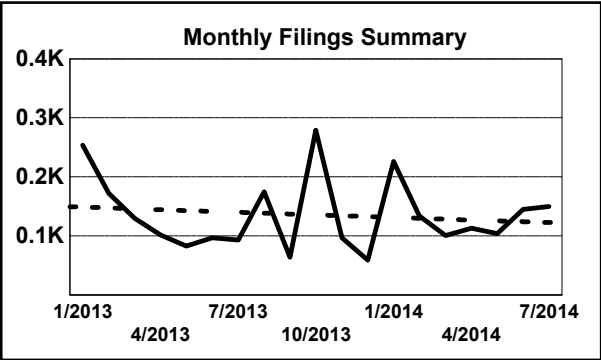
2014 AVG Month: 139

Jan-Jul 2013: 931

Jan-Jul 2014: 973

Filings Trending: Upward ▲

D
a
s
h
b
o
a
r
d



	Jan	Feb	Mar	Apr	May	Jun	<u>Jul</u>	Aug	Sep	Oct	Nov	Dec	Thru Jul	% Change	Trending	<u>Total</u>
2013	254	172	130	102	83	97	93	175	64	279	97	59	931			1,605
2014	226	134	101	113	104	145	150	-	-	-	-	-	973	4.5%	▲	973

		Jan	Feb	Mar	Apr	May	Jun	<u>Jul</u>	Aug	Sep	Oct	Nov	Dec	Thru Jul	% Change	Trending	<u>Total</u>
Contested Divorce	2013	2	3	3	2	3	2	2	5	1	8	2	-	17			33
	2014	1	4	-	1	3	3	2	-	-	-	-	-	14	-17.6%	▼	14
Domestic and Family - Level 1	2013	-	4	2	3	5	1	2	6	2	3	1	2	17			31
	2014	2	5	5	2	5	1	1	-	-	-	-	-	21	23.5%	▲	21
Domestic and Family - Level 2	2013	1	3	-	-	4	1	-	1	1	2	-	1	9			14
	2014	1	-	1	1	-	-	-	-	-	-	-	-	3	-66.7%	▼	3
General Civil - Level 1	2013	-	-	-	1	-	-	-	-	-	-	-	-	1			1
	2014	-	-	-	-	-	1	-	-	-	-	-	-	1	0.0%	↔	1
General Civil - Level 2	2013	2	4	2	3	-	3	2	1	5	4	4	6	16			36
	2014	3	3	2	2	1	6	4	-	-	-	-	-	21	31.3%	▲	21
General Civil - Level 3	2013	-	3	-	6	3	-	-	-	4	7	2	-	12			25
	2014	2	1	-	1	-	-	6	-	-	-	-	-	10	-16.7%	▼	10
Miscellaneous	2013	82	75	63	44	28	33	25	27	16	37	30	34	350			494
	2014	55	64	48	36	30	19	25	-	-	-	-	-	277	-20.9%	▼	277
Misdemeanor	2013	62	17	18	11	12	5	18	39	8	61	13	1	143			265
	2014	42	8	12	11	15	12	22	-	-	-	-	-	122	-14.7%	▼	122
Non-Capital Felonies and Related Matters	2013	90	48	35	19	22	39	34	87	22	147	36	9	287			588
	2014	107	37	26	48	40	95	80	-	-	-	-	-	433	50.9%	▲	433
Other	2013	3	5	1	3	1	2	2	-	1	2	3	3	17			26
	2014	1	4	-	1	1	2	2	-	-	-	-	-	11	-35.3%	▼	11
Other Criminally Related Matters	2013	1	-	-	4	2	1	-	1	-	2	1	1	8			13
	2014	2	-	2	2	-	-	2	-	-	-	-	-	8	0.0%	↔	8
Probates/Wills and Trusts - Level 1	2013	1	-	1	-	-	-	-	-	-	1	-	-	2			3
	2014	-	-	2	-	1	-	-	-	-	-	-	-	3	50.0%	▲	3
Probates/Wills and Trusts - Level 2	2013	1	2	1	-	1	-	-	-	-	-	-	-	5			5
	2014	1	-	-	-	4	-	-	-	-	-	-	-	5	0.0%	↔	5
Protective Orders	2013	-	1	-	1	1	-	-	-	-	-	-	-	3			3
	2014	-	1	-	-	-	-	-	-	-	-	-	-	1	-66.7%	▼	1
Uncontested Divorce	2013	9	7	4	5	1	10	8	8	4	5	5	2	44			68
	2014	9	7	3	8	4	6	6	-	-	-	-	-	43	-2.3%	▼	43

Type of Court: Circuit

Locale/Circuit: Rockingham 26

Start/End Date: Jan-13 / Jul-14

Type of Case: Filings

AVG. Month: 602

2013 AVG Month: 585

2014 AVG Month: 631

Jan-Jul 2013: 4,219

Jan-Jul 2014: 4,420

Filings Trending: Upward ▲

D

a

s

h

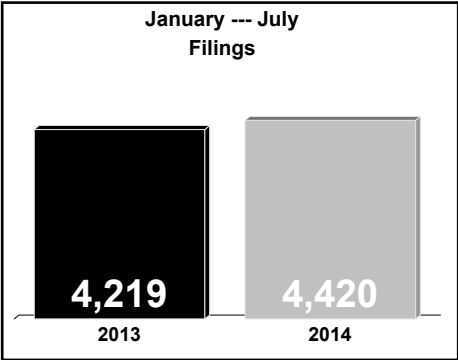
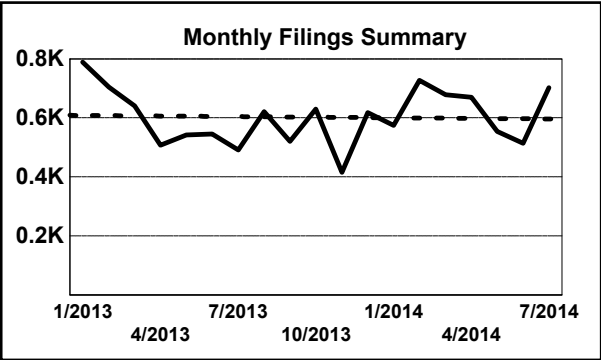
b

o

a

r

d



	Jan	Feb	Mar	Apr	May	Jun	Jul	Aug	Sep	Oct	Nov	Dec	Thru Jul	% Change	Trending	Total
2013	789	704	640	508	542	545	491	621	521	630	416	618	4,219			7,025
2014	575	727	678	670	554	514	702	-	-	-	-	-	4,420	4.8%	▲	4,420

		Jan	Feb	Mar	Apr	May	Jun	Jul	Aug	Sep	Oct	Nov	Dec	Thru Jul	% Change	Trending	Total
Administrative Law	2013	-	-	1	-	3	-	-	-	2	-	-	-	4			6
	2014	-	-	-	1	-	-	-	-	-	-	-	-	1	-75.0%	▼	1
Contested Divorce	2013	15	14	11	12	18	7	11	12	13	16	10	9	88			148
	2014	6	15	10	16	13	12	12	-	-	-	-	-	84	-4.5%	▼	84
Domestic and Family - Level 1	2013	7	6	9	5	6	14	5	9	4	3	16	2	52			86
	2014	7	3	14	7	6	10	7	-	-	-	-	-	54	3.8%	▲	54
Domestic and Family - Level 2	2013	8	4	7	2	5	7	4	9	2	3	1	7	37			59
	2014	3	5	1	9	7	5	4	-	-	-	-	-	34	-8.1%	▼	34
General Civil - Level 1	2013	2	-	-	-	1	1	3	3	-	4	-	2	7			16
	2014	-	-	-	1	1	-	2	-	-	-	-	-	4	-42.9%	▼	4
General Civil - Level 2	2013	14	11	14	17	16	13	12	22	14	10	7	8	97			158
	2014	15	20	21	10	12	20	15	-	-	-	-	-	113	16.5%	▲	113
General Civil - Level 3	2013	6	6	4	7	6	3	5	9	4	3	6	5	37			64
	2014	1	5	4	10	3	4	7	-	-	-	-	-	34	-8.1%	▼	34
Miscellaneous	2013	433	297	222	191	143	127	144	161	168	160	149	180	1,557			2,375
	2014	208	241	256	224	153	135	167	-	-	-	-	-	1,384	-11.1%	▼	1,384
Misdemeanor	2013	37	46	50	34	52	53	45	82	45	61	29	58	317			592
	2014	52	69	62	60	48	44	69	-	-	-	-	-	404	27.4%	▲	404
Non-Capital Felonies and Related Matters	2013	161	192	200	135	165	208	158	214	159	274	118	228	1,219			2,212
	2014	156	240	217	228	239	191	295	-	-	-	-	-	1,566	28.5%	▲	1,566
Other	2013	67	67	73	71	82	81	63	57	70	59	52	96	504			838
	2014	83	77	43	69	43	55	72	-	-	-	-	-	442	-12.3%	▼	442
Other Criminally Related Matters	2013	14	12	17	6	12	5	15	9	15	7	3	3	81			118
	2014	8	17	9	5	8	4	25	-	-	-	-	-	76	-6.2%	▼	76
Probates/Wills and Trusts - Level 1	2013	-	-	1	-	-	-	-	1	1	-	-	-	1			3
	2014	1	-	-	1	-	-	-	-	-	-	-	-	2	100.0%	▲	2
Probates/Wills and Trusts - Level 2	2013	5	2	1	1	2	5	3	1	1	1	2	3	19			27
	2014	3	-	7	1	1	3	2	-	-	-	-	-	17	-10.5%	▼	17
Protective Orders	2013	-	1	-	-	1	-	-	1	2	-	2	-	2			7
	2014	1	3	4	2	-	1	2	-	-	-	-	-	13	550.0%	▲	13
Uncontested Divorce	2013	20	46	30	27	30	21	23	31	21	29	21	17	197			316
	2014	31	32	30	26	20	30	23	-	-	-	-	-	192	-2.5%	▼	192

Type of Court: Circuit

Locale/Circuit: Shenandoah 26

Start/End Date: Jan-13 / Jul-14

Type of Case: Filings

AVG. Month: 291

2013 AVG Month: 297

2014 AVG Month: 280

Jan-Jul 2013: 2,260

Jan-Jul 2014: 1,958

Filings Trending: Downward ▼

D

a

s

h

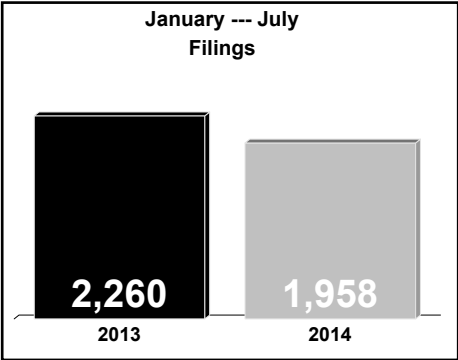
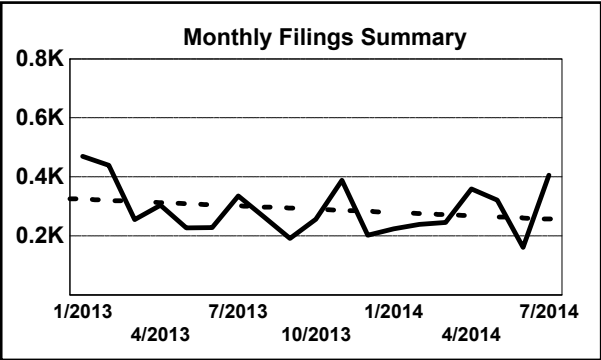
b

o

a

r

d



	Jan	Feb	Mar	Apr	May	Jun	Jul	Aug	Sep	Oct	Nov	Dec	Thru Jul	% Change	Trending	Total
2013	470	439	256	304	227	228	336	264	192	257	389	203	2,260			3,565
2014	224	239	246	359	322	162	406	-	-	-	-	-	1,958	-13.4%	▼	1,958

		Jan	Feb	Mar	Apr	May	Jun	Jul	Aug	Sep	Oct	Nov	Dec	Thru Jul	% Change	Trending	Total
Administrative Law	2013	-	1	-	-	-	-	-	-	-	-	-	-	1			1
	2014	-	-	-	1	1	-	-	-	-	-	-	-	2	100.0%	▲	2
Contested Divorce	2013	6	4	2	6	2	2	3	3	2	4	3	2	25			39
	2014	3	6	3	5	4	6	4	-	-	-	-	-	31	24.0%	▲	31
Domestic and Family - Level 1	2013	4	7	6	3	2	5	-	2	7	5	1	5	27			47
	2014	-	4	6	6	12	3	6	-	-	-	-	-	37	37.0%	▲	37
Domestic and Family - Level 2	2013	-	7	1	1	2	1	1	1	2	1	1	1	13			19
	2014	1	2	3	1	1	2	2	-	-	-	-	-	12	-7.7%	▼	12
General Civil - Level 1	2013	-	-	-	-	-	-	-	1	-	-	-	1	0			2
	2014	1	-	-	-	-	-	-	-	-	-	-	-	1	0.0%	↔	1
General Civil - Level 2	2013	4	4	4	7	5	5	8	4	1	-	1	2	37			45
	2014	2	2	3	6	7	3	6	-	-	-	-	-	29	-21.6%	▼	29
General Civil - Level 3	2013	4	3	2	3	2	3	2	2	2	1	2	2	19			28
	2014	2	3	3	2	2	3	-	-	-	-	-	-	15	-21.1%	▼	15
Miscellaneous	2013	159	160	163	111	68	72	75	83	74	99	77	76	808			1,217
	2014	94	87	99	90	56	77	63	-	-	-	-	-	566	-30.0%	▼	566
Misdemeanor	2013	62	60	2	30	16	11	38	30	10	34	28	18	219			339
	2014	24	34	21	29	16	7	29	-	-	-	-	-	160	-26.9%	▼	160
Non-Capital Felonies and Related Matters	2013	169	108	7	105	75	36	134	89	22	81	224	6	634			1,056
	2014	67	48	13	124	121	6	251	-	-	-	-	-	630	-0.6%	▼	630
Other	2013	53	70	55	26	40	86	61	39	57	20	31	79	391			617
	2014	20	36	77	77	93	45	27	-	-	-	-	-	375	-4.1%	▼	375
Other Criminally Related Matters	2013	1	2	1	4	1	1	4	1	5	1	9	3	14			33
	2014	-	3	1	6	-	3	2	-	-	-	-	-	15	7.1%	▲	15
Probates/Wills and Trusts	2013	-	-	-	-	-	-	-	-	-	1	-	-	0			1
Probates/Wills and Trusts - Level 2	2013	2	-	2	-	1	-	1	1	1	3	-	1	6	0.0%	↔	12
	2014	3	1	4	-	-	-	1	-	-	-	-	-	9	50.0%	▲	9
Uncontested Divorce	2013	6	13	11	8	13	6	9	8	9	7	12	7	66			109
	2014	7	13	13	12	9	7	15	-	-	-	-	-	76	15.2%	▲	76

Type of Court: Circuit

Locale/Circuit: Warren 26

Start/End Date: Jan-13 / Jul-14

Type of Case: Filings

AVG. Month: 256

2013 AVG Month: 268

2014 AVG Month: 237

Jan-Jul 2013: 1,971

Jan-Jul 2014: 1,658

Filings Trending: Downward ▼

D

a

s

h

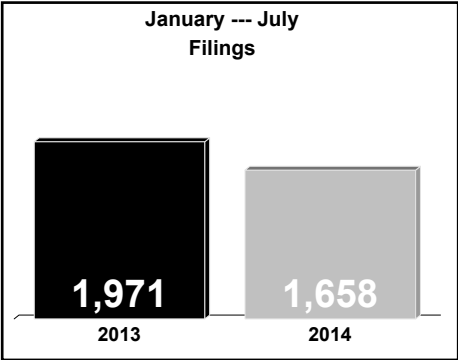
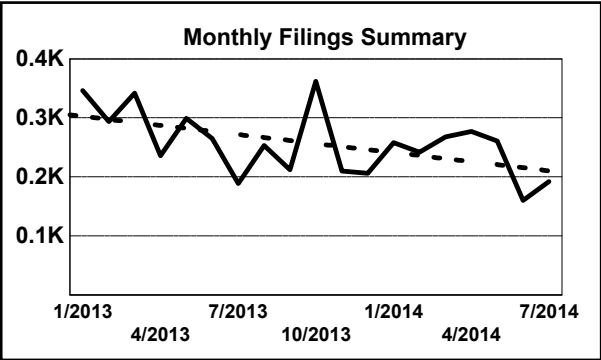
b

o

a

r

d



	Jan	Feb	Mar	Apr	May	Jun	Jul	Aug	Sep	Oct	Nov	Dec	Thru Jul	% Change	Trending	Total
2013	346	294	342	236	299	265	189	253	212	362	210	206	1,971			3,214
2014	258	242	268	277	261	160	192	-	-	-	-	-	1,658	-15.9%	▼	1,658

		Jan	Feb	Mar	Apr	May	Jun	Jul	Aug	Sep	Oct	Nov	Dec	Thru Jul	% Change	Trending	Total
Administrative Law	2013	-	-	1	-	-	-	1	-	-	1	-	-	2			3
	2014	-	-	-	-	-	-	1	-	-	-	-	-	1	-50.0%	▼	1
Contested Divorce	2013	4	7	8	15	10	8	5	5	8	9	4	5	57			88
	2014	4	12	12	8	10	10	4	-	-	-	-	-	60	5.3%	▲	60
Domestic and Family - Level 1	2013	6	5	11	4	11	8	11	2	18	21	5	4	56			106
	2014	-	11	6	2	5	6	4	-	-	-	-	-	34	-39.3%	▼	34
Domestic and Family - Level 2	2013	5	-	-	2	-	3	-	-	2	5	-	7	10			24
	2014	-	3	2	3	7	2	4	-	-	-	-	-	21	110.0%	▲	21
General Civil - Level 1	2013	-	-	-	-	-	-	-	-	-	-	1	-	0			1
	2014	-	1	1	-	-	-	1	-	-	-	-	-	3	0.0%	↔	3
General Civil - Level 2	2013	5	6	7	15	7	7	1	8	6	5	2	4	48			73
	2014	6	3	7	4	5	8	5	-	-	-	-	-	38	-20.8%	▼	38
General Civil - Level 3	2013	3	1	4	1	2	1	5	1	-	1	1	-	17			20
	2014	1	-	2	1	2	2	3	-	-	-	-	-	11	-35.3%	▼	11
Miscellaneous	2013	161	125	117	99	76	77	57	62	75	83	64	74	712			1,070
	2014	95	85	96	94	68	49	53	-	-	-	-	-	540	-24.2%	▼	540
Misdemeanor	2013	19	20	21	11	22	11	11	16	26	23	17	7	115			204
	2014	14	3	18	18	15	13	25	-	-	-	-	-	106	-7.8%	▼	106
Non-Capital Felonies and Related Matters	2013	81	46	103	25	79	100	31	101	25	135	85	61	465			872
	2014	82	37	41	107	123	47	69	-	-	-	-	-	506	8.8%	▲	506
Other	2013	47	68	53	40	71	28	27	26	23	57	20	30	334			490
	2014	28	72	56	7	-	-	2	-	-	-	-	-	165	-50.6%	▼	165
Other Criminally Related Matters	2013	2	3	1	4	1	3	15	10	4	2	-	1	29			46
	2014	8	2	10	7	4	4	4	-	-	-	-	-	39	34.5%	▲	39
Probates/Wills and Trusts	2013	1	-	-	-	-	1	-	-	-	-	-	-	2			2
Probates/Wills and Trusts - Level 2	2013	-	-	1	3	-	-	-	-	1	1	-	-	4			6
	2014	-	1	2	1	1	-	-	-	-	-	-	-	5	25.0%	▲	5
Protective Orders	2013	-	-	-	-	-	-	-	-	-	-	1	-	0			1
	2014	-	-	-	-	-	4	3	-	-	-	-	-	7	0.0%	↔	7
Uncontested Divorce	2013	12	13	15	17	20	18	25	22	24	19	10	13	120			208
	2014	20	12	15	25	21	15	14	-	-	-	-	-	122	1.7%	▲	122

Type of Court: Circuit

Locale/Circuit: Winchester 26

Start/End Date: Jan-13 / Jul-14

Type of Case: Filings

AVG. Month: 215

2013 AVG Month: 215

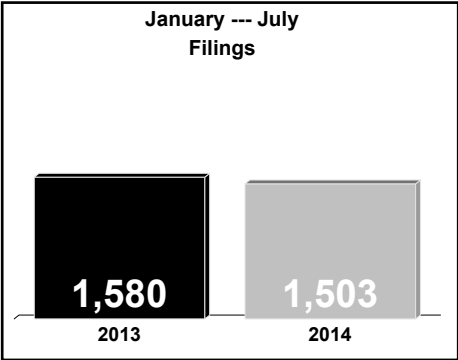
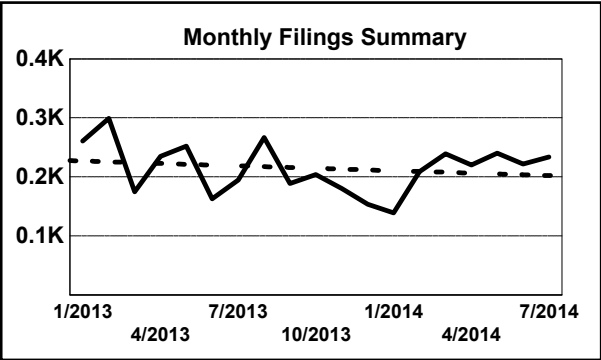
2014 AVG Month: 215

Jan-Jul 2013: 1,580

Jan-Jul 2014: 1,503

Filings Trending: Downward ▼

D
a
s
h
b
o
a
r
d

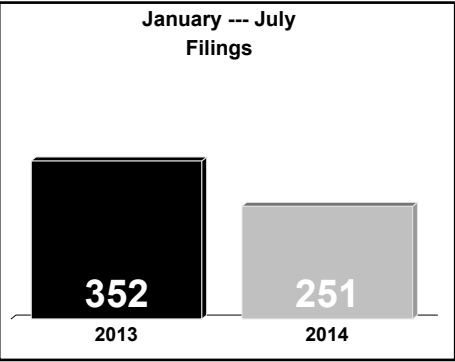
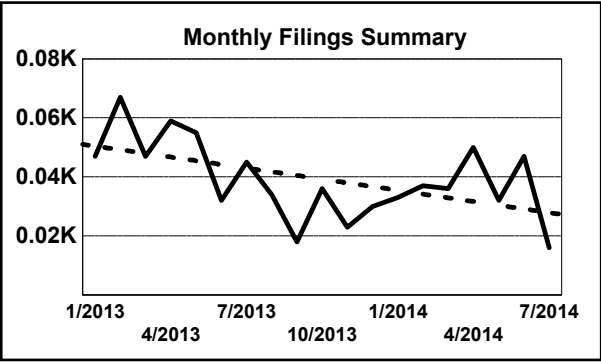


	Jan	Feb	Mar	Apr	May	Jun	<u>Jul</u>	Aug	Sep	Oct	Nov	Dec	Thru Jul	% Change	Trending	<u>Total</u>
2013	261	299	175	235	252	163	195	267	189	204	180	154	1,580			2,574
2014	139	209	239	220	240	222	234	-	-	-	-	-	1,503	-4.9%	▼	1,503

		Jan	Feb	Mar	Apr	May	Jun	<u>Jul</u>	Aug	Sep	Oct	Nov	Dec	Thru Jul	% Change	Trending	<u>Total</u>
Administrative Law	2013	-	-	-	-	-	1	-	-	-	-	-	-	1			1
Contested Divorce	2013	2	6	1	3	3	4	3	3	4	4	5	6	22			44
	2014	4	7	5	8	7	3	4	-	-	-	-	-	38	72.7%	▲	38
Domestic and Family - Level 1	2013	1	2	1	4	-	3	2	3	-	6	1	4	13			27
	2014	1	2	4	4	1	1	-	-	-	-	-	-	13	0.0%	↔	13
Domestic and Family - Level 2	2013	-	1	-	-	4	2	-	1	1	1	1	4	7			15
	2014	-	3	3	1	-	2	1	-	-	-	-	-	10	42.9%	▲	10
General Civil - Level 1	2013	4	-	-	-	1	1	-	3	1	-	-	-	6			10
	2014	-	-	-	1	1	1	-	-	-	-	-	-	3	-50.0%	▼	3
General Civil - Level 2	2013	7	6	2	13	5	4	3	8	6	1	3	2	40			60
	2014	2	8	2	3	7	2	3	-	-	-	-	-	27	-32.5%	▼	27
General Civil - Level 3	2013	4	1	3	2	3	3	1	1	6	-	1	-	17			25
	2014	-	-	1	1	1	2	2	-	-	-	-	-	7	-58.8%	▼	7
Miscellaneous	2013	66	63	33	27	38	23	26	31	35	29	32	17	276			420
	2014	31	38	33	43	24	30	33	-	-	-	-	-	232	-15.9%	▼	232
Misdemeanor	2013	55	67	36	51	50	40	61	65	39	39	57	35	360			595
	2014	20	53	72	45	69	39	52	-	-	-	-	-	350	-2.8%	▼	350
Non-Capital Felonies and Related Matters	2013	119	136	85	125	132	76	82	132	79	111	62	74	755			1,213
	2014	65	80	101	94	120	119	119	-	-	-	-	-	698	-7.5%	▼	698
Other	2013	1	4	3	4	-	2	1	2	7	3	4	6	15			37
	2014	4	3	2	5	4	4	4	-	-	-	-	-	26	73.3%	▲	26
Other Criminally Related Matters	2013	-	9	4	-	5	2	7	3	1	3	7	-	27			41
	2014	3	5	5	2	-	2	6	-	-	-	-	-	23	-14.8%	▼	23
Probates/Wills and Trusts - Level 1	2013	-	-	-	-	1	-	-	-	-	-	-	-	1			1
	2014	-	1	-	-	-	-	1	-	-	-	-	-	2	100.0%	▲	2
Probates/Wills and Trusts - Level 2	2013	-	-	-	1	-	-	-	1	1	-	-	1	1			4
	2014	1	1	1	-	-	1	-	-	-	-	-	-	4	300.0%	▲	4
Uncontested Divorce	2013	2	4	7	5	10	2	9	14	9	7	7	5	39			81
	2014	8	8	10	13	6	16	9	-	-	-	-	-	70	79.5%	▲	70

Type of Court: Circuit
Locale/Circuit: Bland 27
Start/End Date: Jan-13 / Jul-14
Type of Case: Filings
AVG. Month: 39
2013 AVG Month: 41
2014 AVG Month: 36
Jan-Jul 2013: 352
Jan-Jul 2014: 251
Filings Trending: Downward ▼

D
a
s
h
b
o
a
r
d



	Jan	Feb	Mar	Apr	May	Jun	<u>Jul</u>	Aug	Sep	Oct	Nov	Dec	Thru Jul	% Change	Trending	<u>Total</u>
2013	47	67	47	59	55	32	45	34	18	36	23	30	352			493
2014	33	37	36	50	32	47	16	-	-	-	-	-	251	-28.7%	▼	251

		Jan	Feb	Mar	Apr	May	Jun	<u>Jul</u>	Aug	Sep	Oct	Nov	Dec	Thru Jul	% Change	Trending	<u>Total</u>
Contested Divorce	2013	-	2	-	1	1	-	3	3	-	-	1	-	7			11
	2014	3	-	1	-	2	1	1	-	-	-	-	-	8	14.3%	▲	8
Domestic and Family - Level 1	2013	1	3	-	-	1	-	-	1	-	-	-	-	5			6
	2014	-	-	-	-	-	1	-	-	-	-	-	-	1	-80.0%	▼	1
Domestic and Family - Level 2	2013	2	-	1	-	-	-	3	-	1	-	-	-	6			7
	2014	1	-	-	-	-	-	-	-	-	-	-	-	1	-83.3%	▼	1
General Civil - Level 2	2013	1	3	1	-	1	1	1	-	1	-	-	1	8			10
	2014	-	-	-	1	-	1	-	-	-	-	-	-	2	-75.0%	▼	2
General Civil - Level 3	2013	-	-	-	1	-	-	1	-	-	-	-	2	2			4
	2014	-	-	-	1	-	-	-	-	-	-	-	-	1	-50.0%	▼	1
Miscellaneous	2013	33	45	33	35	27	5	19	13	12	19	11	18	197			270
	2014	23	22	25	39	16	16	12	-	-	-	-	-	153	-22.3%	▼	153
Misdemeanor	2013	2	2	1	-	2	-	2	1	-	1	-	2	9			13
	2014	-	1	2	1	1	1	-	-	-	-	-	-	6	-33.3%	▼	6
Non-Capital Felonies and Related Matters	2013	4	9	9	20	19	23	13	14	4	12	8	6	97			141
	2014	2	11	3	5	9	20	1	-	-	-	-	-	51	-47.4%	▼	51
Other	2013	1	-	-	1	-	-	1	-	-	1	-	-	3			4
	2014	-	-	-	-	1	1	1	-	-	-	-	-	3	0.0%	↔	3
Other Criminally Related Matters	2013	-	1	-	-	-	1	1	1	-	-	-	-	3			4
	2014	-	2	-	2	2	-	1	-	-	-	-	-	7	133.3%	▲	7
Probates/Wills and Trusts - Level 2	2013	1	1	-	-	-	-	-	-	-	1	1	-	2			4
	2014	-	1	-	-	1	-	-	-	-	-	-	-	2	0.0%	↔	2
Uncontested Divorce	2013	2	1	2	1	4	2	1	1	-	2	2	1	13			19
	2014	4	-	5	1	-	6	-	-	-	-	-	-	16	23.1%	▲	16

Type of Court: Circuit

Locale/Circuit: Carroll 27

Start/End Date: Jan-13 / Jul-14

Type of Case: Filings

AVG. Month: 237

2013 AVG Month: 233

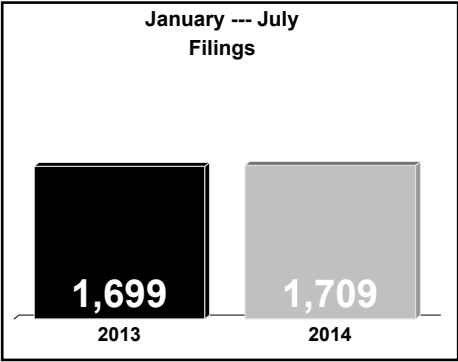
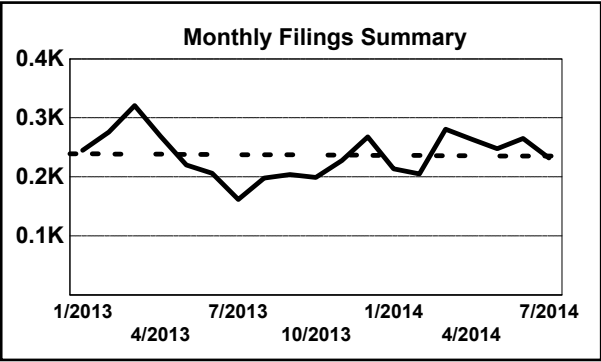
2014 AVG Month: 244

Jan-Jul 2013: 1,699

Jan-Jul 2014: 1,709

Filings Trending: Steady ↔

D
a
s
h
b
o
a
r
d



	Jan	Feb	Mar	Apr	May	Jun	Jul	Aug	Sep	Oct	Nov	Dec	Thru Jul	% Change	Trending	Total
2013	245	276	321	269	220	206	162	198	204	199	228	268	1,699			2,796
2014	214	205	281	264	248	265	232	-	-	-	-	-	1,709	0.6%	▲	1,709

		Jan	Feb	Mar	Apr	May	Jun	Jul	Aug	Sep	Oct	Nov	Dec	Thru Jul	% Change	Trending	Total
Contested Divorce	2013	3	5	6	10	4	6	1	5	1	5	-	4	35			50
	2014	1	4	5	5	7	3	4	-	-	-	-	-	29	-17.1%	▼	29
Domestic and Family - Level 1	2013	1	2	3	12	1	5	-	4	4	4	2	3	24			41
	2014	4	-	3	5	5	1	12	-	-	-	-	-	30	25.0%	▲	30
Domestic and Family - Level 2	2013	3	2	4	1	1	1	3	3	4	1	6	3	15			32
	2014	2	1	5	2	4	7	-	-	-	-	-	-	21	40.0%	▲	21
General Civil - Level 1	2013	-	2	-	2	1	1	-	-	-	1	-	-	6			7
	2014	2	2	1	1	-	-	-	-	-	-	-	-	6	0.0%	↔	6
General Civil - Level 2	2013	6	3	5	3	1	5	7	5	8	4	6	3	30			56
	2014	2	5	5	4	6	4	8	-	-	-	-	-	34	13.3%	▲	34
General Civil - Level 3	2013	3	3	2	2	-	16	7	3	4	1	4	1	33			46
	2014	3	4	10	3	1	4	5	-	-	-	-	-	30	-9.1%	▼	30
Miscellaneous	2013	132	140	127	105	91	61	61	61	79	72	77	76	717			1,082
	2014	70	92	92	68	75	51	74	-	-	-	-	-	522	-27.2%	▼	522
Misdemeanor	2013	6	14	34	32	10	4	20	9	6	9	9	5	120			158
	2014	10	4	9	15	13	11	14	-	-	-	-	-	76	-36.7%	▼	76
Non-Capital Felonies and Related Matters	2013	45	56	90	48	63	64	22	56	59	56	81	130	388			770
	2014	80	44	88	90	81	129	57	-	-	-	-	-	569	46.6%	▲	569
Other	2013	25	26	30	21	29	27	23	31	25	24	23	25	181			309
	2014	24	30	29	26	22	25	18	-	-	-	-	-	174	-3.9%	▼	174
Other Criminally Related Matters	2013	12	8	8	22	6	2	11	10	3	15	9	4	69			110
	2014	11	7	9	34	14	18	25	-	-	-	-	-	118	71.0%	▲	118
Probates/Wills and Trusts - Level 2	2013	3	5	1	3	4	3	2	2	3	1	4	5	21			36
	2014	-	3	10	3	7	3	5	-	-	-	-	-	31	47.6%	▲	31
Uncontested Divorce	2013	6	10	11	8	9	11	5	9	8	6	7	9	60			99
	2014	5	9	15	8	13	9	10	-	-	-	-	-	69	15.0%	▲	69

Type of Court: Circuit

Locale/Circuit: Floyd 27

Start/End Date: Jan-13 / Jul-14

Type of Case: Filings

AVG. Month: 86

2013 AVG Month: 92

2014 AVG Month: 77

Jan-Jul 2013: 662

Jan-Jul 2014: 538

Filings Trending: Downward ▼

D

a

s

h

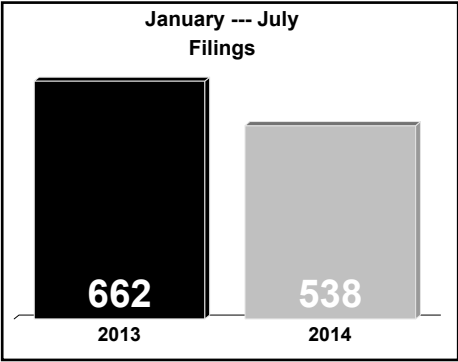
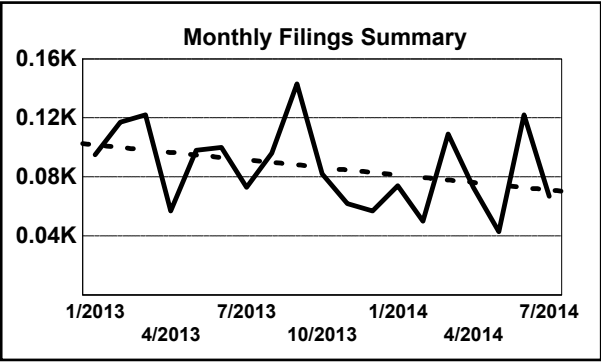
b

o

a

r

d

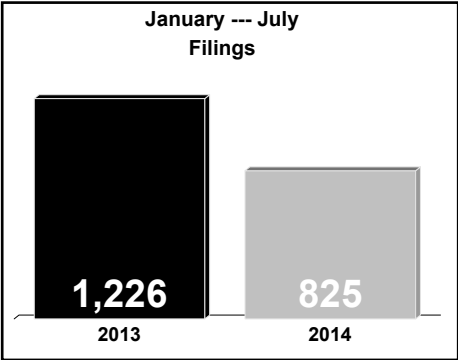
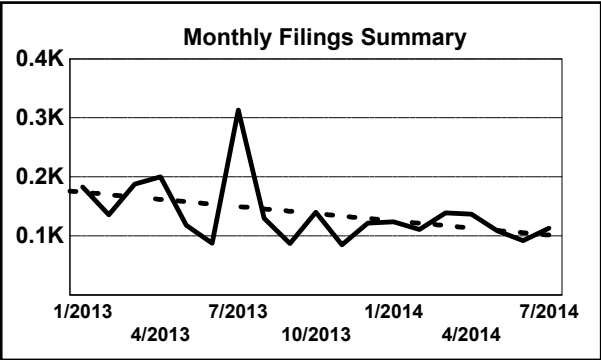


	Jan	Feb	Mar	Apr	May	Jun	Jul	Aug	Sep	Oct	Nov	Dec	Thru Jul	% Change	Trending	Total
2013	95	117	122	57	98	100	73	96	143	82	62	57	662			1,102
2014	74	50	109	73	43	122	67	-	-	-	-	-	538	-18.7%	▼	538

		Jan	Feb	Mar	Apr	May	Jun	Jul	Aug	Sep	Oct	Nov	Dec	Thru Jul	% Change	Trending	Total
Administrative Law	2013	-	-	-	-	1	-	1	-	-	-	-	-	2			2
Contested Divorce	2013	4	2	3	2	3	3	1	3	4	4	7	1	18			37
	2014	-	1	4	4	1	2	2	-	-	-	-	-	14	-22.2%	▼	14
Domestic and Family - Lev	2013	2	-	-	-	-	-	-	-	-	-	-	1	2			3
Domestic and Family - Level 2	2013	3	-	-	2	2	1	-	-	1	3	-	-	8			12
	2014	2	1	-	-	1	-	1	-	-	-	-	-	5	-37.5%	▼	5
General Civil - Level 1	2013	-	-	-	-	-	1	-	-	-	-	-	-	1			1
	2014	1	-	1	-	-	-	-	-	-	-	-	-	2	100.0%	▲	2
General Civil - Level 2	2013	1	2	4	1	2	2	2	2	1	3	1	-	14			21
	2014	2	3	-	-	-	1	2	-	-	-	-	-	8	-42.9%	▼	8
General Civil - Level 3	2013	1	2	-	2	4	-	6	5	2	1	-	-	15			23
	2014	1	1	1	1	-	1	7	-	-	-	-	-	12	-20.0%	▼	12
Miscellaneous	2013	58	72	61	35	35	35	27	37	31	39	30	22	323			482
	2014	39	29	51	39	18	32	26	-	-	-	-	-	234	-27.6%	▼	234
Misdemeanor	2013	5	3	10	2	9	5	5	5	9	7	4	11	39			75
	2014	8	5	18	10	8	15	1	-	-	-	-	-	65	66.7%	▲	65
Non-Capital Felonies and Related Matters	2013	18	30	42	10	33	50	26	33	90	21	11	19	209			383
	2014	16	3	32	10	12	68	11	-	-	-	-	-	152	-27.3%	▼	152
Other	2013	1	-	-	-	-	-	-	-	-	-	-	1	1			2
	2014	-	1	1	-	2	2	11	-	-	-	-	-	17	1,600.0%	▲	17
Other Criminally Related Matters	2013	-	-	-	-	3	-	3	5	-	-	-	-	6			11
	2014	1	2	-	2	1	-	2	-	-	-	-	-	8	33.3%	▲	8
Probates/Wills and Trusts - Level 2	2013	-	-	-	-	1	-	1	-	-	1	-	-	2			3
	2014	-	1	-	1	-	-	1	-	-	-	-	-	3	50.0%	▲	3
Uncontested Divorce	2013	2	6	2	3	5	3	1	6	5	3	9	2	22			47
	2014	4	3	1	6	-	1	3	-	-	-	-	-	18	-18.2%	▼	18

Type of Court: Circuit
Locale/Circuit: Giles 27
Start/End Date: Jan-13 / Jul-14
Type of Case: Filings
AVG. Month: 138
2013 AVG Month: 149
2014 AVG Month: 118
Jan-Jul 2013: 1,226
Jan-Jul 2014: 825
Filings Trending: Downward ▼

D
a
s
h
b
o
a
r
d



	Jan	Feb	Mar	Apr	May	Jun	<u>Jul</u>	Aug	Sep	Oct	Nov	Dec	Thru Jul	% Change	Trending	<u>Total</u>
2013	183	136	188	200	118	88	313	130	87	140	85	122	1,226			1,790
2014	124	111	139	137	109	92	113	-	-	-	-	-	825	-32.7%	▼	825

		Jan	Feb	Mar	Apr	May	Jun	<u>Jul</u>	Aug	Sep	Oct	Nov	Dec	Thru Jul	% Change	Trending	<u>Total</u>
Contested Divorce	2013	3	1	1	2	4	2	-	2	2	1	3	2	13			23
	2014	2	2	4	1	1	1	2	-	-	-	-	-	13	0.0%	↔	13
Domestic and Family - Level 1	2013	10	-	10	-	-	10	5	2	6	1	2	2	35			48
	2014	9	1	6	-	3	7	-	-	-	-	-	-	26	-25.7%	▼	26
Domestic and Family - Level 2	2013	1	-	6	-	-	3	1	1	1	-	-	-	11			13
	2014	-	-	3	-	1	1	3	-	-	-	-	-	8	-27.3%	▼	8
General Civil - Level 1	2013	-	-	-	-	2	-	1	-	-	-	-	-	3			3
	2014	-	-	1	-	-	-	1	-	-	-	-	-	2	-33.3%	▼	2
General Civil - Level 2	2013	3	1	5	3	10	1	1	2	3	3	1	2	24			35
	2014	1	4	2	3	4	4	1	-	-	-	-	-	19	-20.8%	▼	19
General Civil - Level 3	2013	2	1	4	-	10	3	3	-	1	5	1	-	23			30
	2014	9	3	-	-	-	-	2	-	-	-	-	-	14	-39.1%	▼	14
Miscellaneous	2013	106	80	69	140	47	7	74	43	34	38	34	41	523			713
	2014	28	46	51	47	36	25	30	-	-	-	-	-	263	-49.7%	▼	263
Misdemeanor	2013	2	9	2	7	2	14	23	10	4	11	8	4	59			96
	2014	8	2	6	11	4	4	13	-	-	-	-	-	48	-18.6%	▼	48
Non-Capital Felonies and Related Matters	2013	49	38	81	43	30	45	197	44	29	71	23	60	483			710
	2014	59	46	54	67	44	43	50	-	-	-	-	-	363	-24.8%	▼	363
Other	2014	-	1	-	-	-	-	-	-	-	-	-	-	1			1
Other Criminally Related Matters	2013	1	3	-	2	9	1	5	19	3	7	5	8	21			63
	2014	5	2	5	2	7	-	7	-	-	-	-	-	28	33.3%	▲	28
Probates/Wills and Trusts - Level 2	2013	1	1	1	2	2	1	2	3	1	-	1	-	10			15
	2014	1	4	2	2	2	4	1	-	-	-	-	-	16	60.0%	▲	16
Protective Orders	2013	2	-	-	-	-	-	-	-	-	2	-	-	2			4
Uncontested Divorce	2013	3	2	9	1	2	1	1	4	3	1	7	3	19			37
	2014	2	-	5	4	7	3	3	-	-	-	-	-	24	26.3%	▲	24

Type of Court: Circuit

Locale/Circuit: Grayson 27

Start/End Date: Jan-13 / Jul-14

Type of Case: Filings

AVG. Month: 110

2013 AVG Month: 115

2014 AVG Month: 101

Jan-Jul 2013: 929

Jan-Jul 2014: 710

Filings Trending: Downward ▼

D

a

s

h

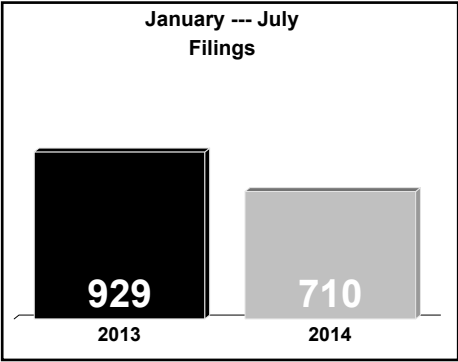
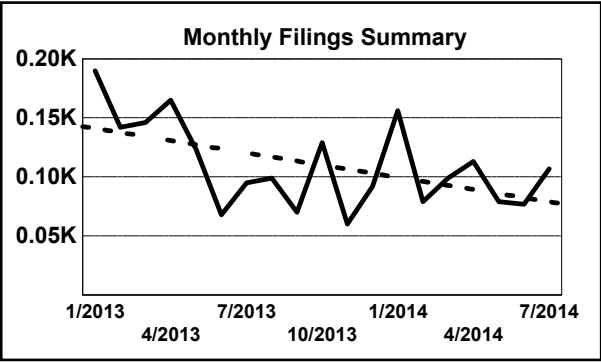
b

o

a

r

d



	Jan	Feb	Mar	Apr	May	Jun	<u>Jul</u>	Aug	Sep	Oct	Nov	Dec	Thru Jul	% Change	Trending	<u>Total</u>
2013	190	142	146	165	123	68	95	99	70	129	60	92	929			1,379
2014	156	79	99	113	79	77	107	-	-	-	-	-	710	-23.6%	▼	710

		Jan	Feb	Mar	Apr	May	Jun	<u>Jul</u>	Aug	Sep	Oct	Nov	Dec	Thru Jul	% Change	Trending	<u>Total</u>
Contested Divorce	2013	3	4	2	-	3	1	2	1	2	4	2	-	15			24
	2014	-	4	4	2	1	2	2	-	-	-	-	-	15	0.0%	↔	15
Domestic and Family - Level 1	2013	4	-	4	8	6	-	-	1	3	3	-	-	22			29
	2014	2	2	-	-	-	-	-	-	-	-	-	-	4	-81.8%	▼	4
Domestic and Family - Lev	2013	1	2	-	1	1	1	1	1	-	-	-	2	7			10
General Civil - Level 1	2013	-	-	2	-	1	-	-	1	1	-	-	1	3			6
General Civil - Level 2	2013	2	1	3	4	2	-	2	-	1	3	3	1	14			22
	2014	2	1	-	1	1	2	2	-	-	-	-	-	9	-35.7%	▼	9
General Civil - Level 3	2013	1	1	1	2	1	2	1	3	1	2	3	-	9			18
	2014	-	1	1	-	1	-	-	-	-	-	-	-	3	-66.7%	▼	3
Miscellaneous	2013	94	94	79	64	60	34	30	35	36	40	30	42	455			638
	2014	38	43	62	51	30	18	37	-	-	-	-	-	279	-38.7%	▼	279
Misdemeanor	2013	15	6	16	8	11	8	6	10	9	7	8	5	70			109
	2014	11	6	5	5	10	7	15	-	-	-	-	-	59	-15.7%	▼	59
Non-Capital Felonies and Related Matters	2013	65	24	30	71	22	16	46	39	13	60	10	37	274			433
	2014	97	16	17	47	22	43	42	-	-	-	-	-	284	3.6%	▲	284
Other	2013	-	1	2	1	2	2	1	1	-	1	-	1	9			12
	2014	-	2	-	1	1	2	2	-	-	-	-	-	8	-11.1%	▼	8
Other Criminally Related Matters	2013	-	1	1	3	2	2	2	2	1	1	2	2	11			19
	2014	3	-	-	3	2	-	-	-	-	-	-	-	8	-27.3%	▼	8
Probates/Wills and Trusts	2013	-	-	-	-	-	-	-	-	-	-	-	1	0			1
Probates/Wills and Trusts - Level 2	2013	-	2	2	-	4	-	1	-	1	2	1	-	9	0.0%	↔	13
	2014	-	1	1	-	2	-	2	-	-	-	-	-	6	-33.3%	▼	6
Protective Orders	2013	1	-	-	-	1	-	-	2	-	1	-	-	2			5
	2014	-	-	-	1	-	1	-	-	-	-	-	-	2	0.0%	↔	2
Uncontested Divorce	2013	4	6	4	3	7	2	3	3	2	5	1	-	29			40
	2014	3	3	9	2	9	2	5	-	-	-	-	-	33	13.8%	▲	33

Type of Court: Circuit

Locale/Circuit: Montgomery 27

Start/End Date: Jan-13 / Jul-14

Type of Case: Filings

AVG. Month: 401

2013 AVG Month: 413

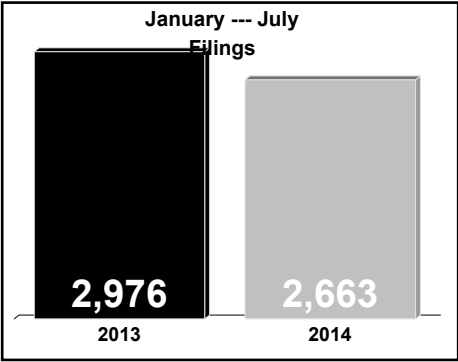
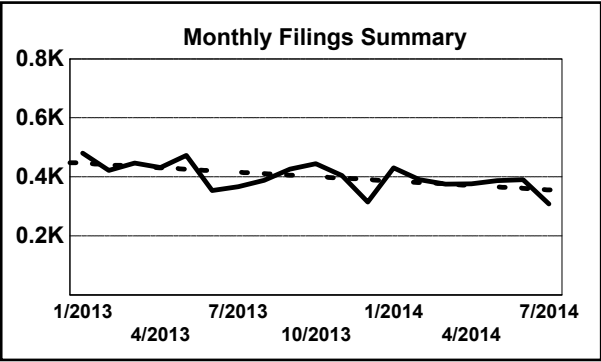
2014 AVG Month: 380

Jan-Jul 2013: 2,976

Jan-Jul 2014: 2,663

Filings Trending: Downward ▼

D
a
s
h
b
o
a
r
d



	Jan	Feb	Mar	Apr	May	Jun	Jul	Aug	Sep	Oct	Nov	Dec	Thru Jul	% Change	Trending	Total
2013	481	422	447	432	473	354	367	389	426	445	405	315	2,976			4,956
2014	431	391	376	377	388	391	309	-	-	-	-	-	2,663	-10.5%	▼	2,663

		Jan	Feb	Mar	Apr	May	Jun	Jul	Aug	Sep	Oct	Nov	Dec	Thru Jul	% Change	Trending	Total
Administrative Law	2013	-	1	-	2	1	1	-	-	-	-	2	-	5			7
	2014	-	1	-	-	-	-	-	-	-	-	-	-	1	-80.0%	▼	1
Contested Divorce	2013	7	12	16	7	15	9	7	14	6	5	4	10	73			112
	2014	4	7	7	8	8	7	8	-	-	-	-	-	49	-32.9%	▼	49
Domestic and Family - Level 1	2013	4	6	6	1	3	5	4	13	5	9	2	5	29			63
	2014	1	4	3	8	2	2	3	-	-	-	-	-	23	-20.7%	▼	23
Domestic and Family - Level 2	2013	4	3	3	4	4	1	4	8	2	1	3	2	23			39
	2014	7	1	4	5	3	4	5	-	-	-	-	-	29	26.1%	▲	29
General Civil - Level 1	2013	3	-	1	-	1	1	1	-	-	1	-	1	7			9
	2014	3	-	1	-	-	1	-	-	-	-	-	-	5	-28.6%	▼	5
General Civil - Level 2	2013	11	8	6	7	10	6	6	10	11	9	8	9	54			101
	2014	19	9	15	10	6	9	7	-	-	-	-	-	75	38.9%	▲	75
General Civil - Level 3	2013	5	8	10	8	12	3	5	7	4	5	2	8	51			77
	2014	5	4	5	2	15	1	5	-	-	-	-	-	37	-27.5%	▼	37
Miscellaneous	2013	286	219	243	246	189	155	140	147	130	168	131	133	1,478			2,187
	2014	177	145	198	148	120	142	121	-	-	-	-	-	1,051	-28.9%	▼	1,051
Misdemeanor	2013	32	40	32	26	31	27	38	29	45	31	37	22	226			390
	2014	40	41	29	28	43	93	25	-	-	-	-	-	299	32.3%	▲	299
Non-Capital Felonies and Related Matters	2013	106	98	94	102	162	120	123	131	203	181	194	105	805			1,619
	2014	148	157	70	140	168	96	107	-	-	-	-	-	886	10.1%	▲	886
Other	2013	2	1	2	1	-	-	1	-	1	4	6	1	7			19
	2014	-	2	2	1	-	10	2	-	-	-	-	-	17	142.9%	▲	17
Other Criminally Related Matters	2013	12	7	14	12	17	9	14	11	8	8	8	6	85			126
	2014	9	9	12	15	4	10	4	-	-	-	-	-	63	-25.9%	▼	63
Probates/Wills and Trusts - Level 1	2013	-	-	-	-	-	-	-	-	-	1	-	-	0			1
	2014	1	-	-	-	1	-	1	-	-	-	-	-	3	0.0%	↔	3
Probates/Wills and Trusts - Level 2	2013	-	2	3	2	8	4	7	2	4	1	1	2	26			36
	2014	1	2	2	1	2	2	3	-	-	-	-	-	13	-50.0%	▼	13
Uncontested Divorce	2013	9	17	17	14	20	13	17	17	7	21	7	11	107			170
	2014	16	9	28	11	16	14	18	-	-	-	-	-	112	4.7%	▲	112

Type of Court: Circuit

Locale/Circuit: Pulaski 27

Start/End Date: Jan-13 / Jul-14

Type of Case: Filings

AVG. Month: 282

2013 AVG Month: 290

2014 AVG Month: 269

Jan-Jul 2013: 2,077

Jan-Jul 2014: 1,880

Filings Trending: Downward ▼

D

a

s

h

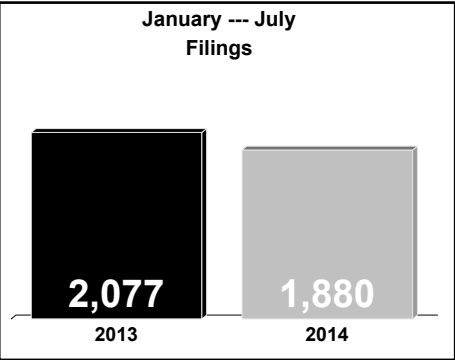
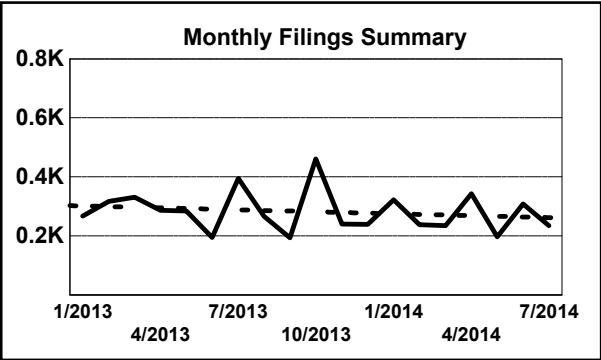
b

o

a

r

d

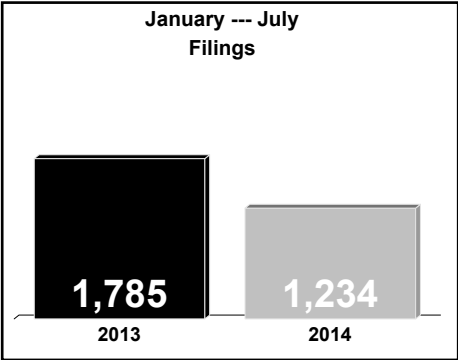
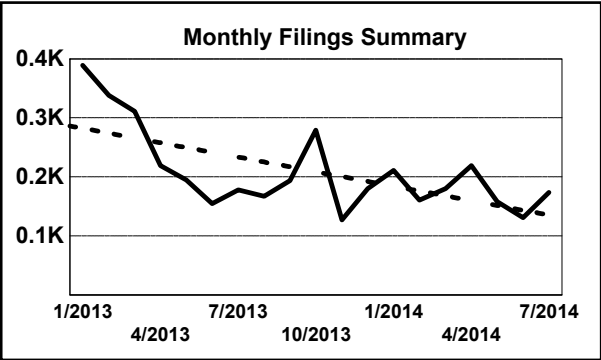


	Jan	Feb	Mar	Apr	May	Jun	Jul	Aug	Sep	Oct	Nov	Dec	Thru Jul	% Change	Trending	Total
2013	267	317	331	287	285	195	395	266	194	461	240	239	2,077			3,477
2014	323	238	235	343	197	309	235	-	-	-	-	-	1,880	-9.5%	▼	1,880

		Jan	Feb	Mar	Apr	May	Jun	Jul	Aug	Sep	Oct	Nov	Dec	Thru Jul	% Change	Trending	Total
Administrative Law	2013	-	-	1	-	1	-	-	-	-	-	2	-	2			4
	2014	-	-	1	-	-	-	-	-	-	-	-	-	1	-50.0%	▼	1
Contested Divorce	2013	2	5	9	4	7	1	6	1	3	3	7	4	34			52
	2014	3	6	8	3	3	7	6	-	-	-	-	-	36	5.9%	▲	36
Domestic and Family - Level 1	2013	10	21	6	22	2	15	9	9	4	4	10	10	85			122
	2014	8	3	2	3	4	8	4	-	-	-	-	-	32	-62.4%	▼	32
Domestic and Family - Level 2	2013	2	1	3	2	3	1	1	2	1	3	3	4	13			26
	2014	3	-	-	1	4	-	2	-	-	-	-	-	10	-23.1%	▼	10
General Civil - Level 1	2013	1	-	-	2	-	-	-	3	-	1	1	1	3			9
	2014	-	2	-	1	1	-	-	-	-	-	-	-	4	33.3%	▲	4
General Civil - Level 2	2013	3	5	8	8	3	2	2	2	2	7	3	1	31			46
	2014	1	7	2	3	3	11	3	-	-	-	-	-	30	-3.2%	▼	30
General Civil - Level 3	2013	5	3	2	4	8	4	3	2	1	11	-	1	29			44
	2014	4	1	-	1	2	1	2	-	-	-	-	-	11	-62.1%	▼	11
Miscellaneous	2013	116	137	105	97	103	69	63	87	65	78	67	61	690			1,048
	2014	104	87	101	73	70	68	68	-	-	-	-	-	571	-17.2%	▼	571
Misdemeanor	2013	27	31	27	25	23	18	21	29	30	46	28	29	172			334
	2014	33	21	16	35	16	40	20	-	-	-	-	-	181	5.2%	▲	181
Non-Capital Felonies and Related Matters	2013	59	91	126	78	89	39	246	93	55	252	85	105	728			1,318
	2014	130	63	61	181	57	123	88	-	-	-	-	-	703	-3.4%	▼	703
Other	2013	25	7	12	17	26	31	21	18	14	29	14	15	139			229
	2014	14	27	22	21	22	30	20	-	-	-	-	-	156	12.2%	▲	156
Other Criminally Related Matters	2013	5	7	12	10	6	10	12	8	10	15	8	4	62			107
	2014	15	12	7	5	3	12	9	-	-	-	-	-	63	1.6%	▲	63
Probates/Wills and Trusts	2013	-	-	2	-	-	-	-	-	-	-	-	-	2			2
Probates/Wills and Trusts - Level 2	2013	1	1	1	5	2	1	-	-	2	1	1	-	11			15
	2014	-	-	1	5	2	2	-	-	-	-	-	-	10	-9.1%	▼	10
Protective Orders	2013	1	-	-	1	2	-	1	2	1	1	1	-	5			10
	2014	-	-	-	1	1	-	1	-	-	-	-	-	3	-40.0%	▼	3
Uncontested Divorce	2013	10	8	17	12	10	4	10	10	6	10	10	4	71			111
	2014	8	9	14	10	9	7	12	-	-	-	-	-	69	-2.8%	▼	69

Type of Court: Circuit
Locale/Circuit: Wythe 27
Start/End Date: Jan-13 / Jul-14
Type of Case: Filings
AVG. Month: 209
2013 AVG Month: 228
2014 AVG Month: 176
Jan-Jul 2013: 1,785
Jan-Jul 2014: 1,234
Filings Trending: Downward ▼

D
a
s
h
b
o
a
r
d



	Jan	Feb	Mar	Apr	May	Jun	<u>Jul</u>	Aug	Sep	Oct	Nov	Dec	Thru Jul	% Change	Trending	<u>Total</u>
2013	389	338	311	219	195	155	178	167	194	279	127	180	1,785			2,732
2014	211	161	180	219	158	131	174	-	-	-	-	-	1,234	-30.9%	▼	1,234

		Jan	Feb	Mar	Apr	May	Jun	<u>Jul</u>	Aug	Sep	Oct	Nov	Dec	Thru Jul	% Change	Trending	<u>Total</u>
Administrative Law	2013	-	-	-	1	-	-	-	-	-	-	-	-	1			1
Contested Divorce	2013	5	1	5	7	3	2	6	4	4	5	3	5	29			50
	2014	3	6	3	1	1	4	3	-	-	-	-	-	21	-27.6%	▼	21
Domestic and Family - Level 1	2013	7	1	7	1	2	8	-	6	11	1	3	7	26			54
	2014	9	3	3	5	10	4	-	-	-	-	-	-	34	30.8%	▲	34
Domestic and Family - Level 2	2013	-	2	1	1	4	3	3	2	2	-	1	-	14			19
	2014	-	-	2	1	2	1	3	-	-	-	-	-	9	-35.7%	▼	9
General Civil - Level 1	2014	-	-	-	1	1	1	2	-	-	-	-	-	5			5
General Civil - Level 2	2013	6	2	6	5	3	3	7	4	2	4	4	7	32			53
	2014	7	3	2	3	8	5	6	-	-	-	-	-	34	6.3%	▲	34
General Civil - Level 3	2013	-	-	1	-	-	3	5	4	2	5	4	1	9			25
	2014	-	1	3	4	8	2	3	-	-	-	-	-	21	133.3%	▲	21
Miscellaneous	2013	238	238	160	76	63	53	59	42	55	48	53	53	887			1,138
	2014	65	86	77	65	43	48	38	-	-	-	-	-	422	-52.4%	▼	422
Misdemeanor	2013	15	15	7	6	10	10	10	13	9	15	3	19	73			132
	2014	7	8	13	7	7	13	15	-	-	-	-	-	70	-4.1%	▼	70
Non-Capital Felonies and Related Matters	2013	97	58	98	99	91	62	72	67	85	177	49	67	577			1,022
	2014	102	38	57	107	55	33	80	-	-	-	-	-	472	-18.2%	▼	472
Other	2013	8	4	11	6	6	1	4	6	7	5	2	8	40			68
	2014	7	7	4	10	8	7	9	-	-	-	-	-	52	30.0%	▲	52
Other Criminally Related Matters	2013	6	5	6	8	1	2	7	6	6	8	3	6	35			64
	2014	3	-	8	4	7	5	8	-	-	-	-	-	35	0.0%	↔	35
Probates/Wills and Trusts - Level 1	2013	-	-	-	-	-	-	-	-	-	1	-	1	0			2
	2014	-	1	-	-	-	-	-	-	-	-	-	-	1	0.0%	↔	1
Probates/Wills and Trusts - Level 2	2013	2	1	-	-	-	1	-	2	-	2	-	-	4			8
	2014	2	1	1	2	1	-	-	-	-	-	-	-	7	75.0%	▲	7
Uncontested Divorce	2013	5	11	9	9	12	7	5	11	11	8	2	6	58			96
	2014	6	7	7	9	7	8	7	-	-	-	-	-	51	-12.1%	▼	51

Type of Court: Circuit

Locale/Circuit: Radford 27

Start/End Date: Jan-13 / Jul-14

Type of Case: Filings

AVG. Month: 97

2013 AVG Month: 103

2014 AVG Month: 87

Jan-Jul 2013: 849

Jan-Jul 2014: 610

Filings Trending: Downward ▼

D

a

s

h

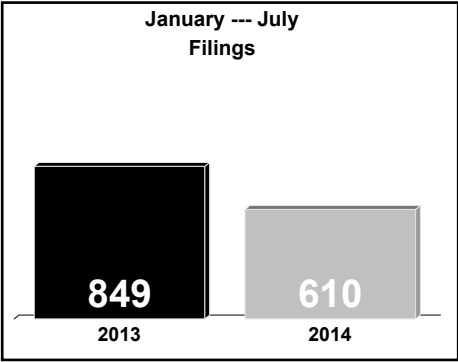
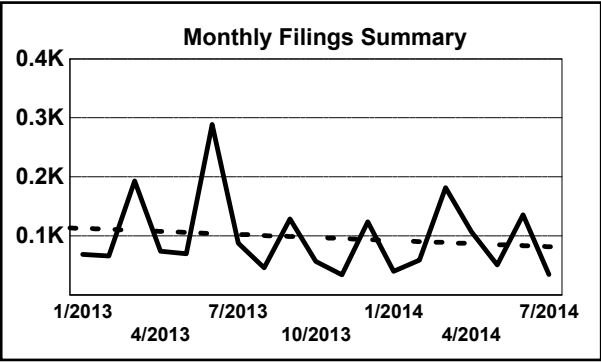
b

o

a

r

d



	Jan	Feb	Mar	Apr	May	Jun	<u>Jul</u>	Aug	Sep	Oct	Nov	Dec	Thru Jul	% Change	Trending	Total
2013	69	66	193	74	70	289	88	46	129	57	34	124	849			1,239
2014	40	59	182	107	51	136	35	-	-	-	-	-	610	-28.2%	▼	610

		Jan	Feb	Mar	Apr	May	Jun	<u>Jul</u>	Aug	Sep	Oct	Nov	Dec	Thru Jul	% Change	Trending	Total
Administrative Law	2013	1	-	-	-	-	-	-	-	-	-	-	-	1			1
Contested Divorce	2013	-	-	-	1	-	2	-	-	2	1	2	-	3			8
	2014	-	2	1	5	1	1	1	-	-	-	-	-	11	266.7%	▲	11
Domestic and Family - Level 1	2013	3	-	1	-	-	-	2	1	1	1	1	4	6			14
	2014	-	-	5	3	1	2	-	-	-	-	-	-	11	83.3%	▲	11
Domestic and Family - Level 2	2013	2	1	1	-	-	-	-	-	1	1	-	1	4			7
	2014	-	-	-	-	1	-	-	-	-	-	-	-	1	-75.0%	▼	1
General Civil - Level 1	2014	-	-	-	-	-	1	-	-	-	-	-	-	1			1
General Civil - Level 2	2013	1	-	1	3	-	2	2	1	-	2	-	1	9			13
	2014	-	-	1	2	-	-	2	-	-	-	-	-	5	-44.4%	▼	5
General Civil - Level 3	2013	1	-	2	2	-	2	1	1	2	1	1	1	8			14
	2014	-	-	-	2	-	-	-	-	-	-	-	-	2	-75.0%	▼	2
Miscellaneous	2013	45	38	20	34	31	26	15	17	12	22	14	20	209			294
	2014	26	25	25	25	17	20	13	-	-	-	-	-	151	-27.8%	▼	151
Misdemeanor	2013	-	2	28	6	6	25	22	5	14	6	6	23	89			143
	2014	1	7	18	26	1	31	5	-	-	-	-	-	89	0.0%	↔	89
Non-Capital Felonies and Related Matters	2013	7	11	127	18	19	220	27	10	88	9	8	71	429			615
	2014	9	17	125	36	27	70	7	-	-	-	-	-	291	-32.2%	▼	291
Other	2013	8	11	9	3	9	7	15	10	6	8	-	1	62			87
	2014	-	2	-	1	1	2	3	-	-	-	-	-	9	-85.5%	▼	9
Other Criminally Related Matters	2013	-	-	-	6	3	2	3	-	1	1	2	-	14			18
	2014	2	3	7	5	1	6	3	-	-	-	-	-	27	92.9%	▲	27
Probates/Wills and Trusts	2013	-	-	2	-	-	2	-	-	-	-	-	-	4			4
Protective Orders	2013	-	1	-	-	-	-	-	-	-	-	-	-	1			1
Uncontested Divorce	2013	1	2	2	1	2	1	1	1	2	5	-	2	10			20
	2014	2	3	-	2	1	3	1	-	-	-	-	-	12	20.0%	▲	12

Type of Court: Circuit

Locale/Circuit: Smyth 28

Start/End Date: Jan-13 / Jul-14

Type of Case: Filings

AVG. Month: 240

2013 AVG Month: 252

2014 AVG Month: 219

Jan-Jul 2013: 1,945

Jan-Jul 2014: 1,532

Filings Trending: Downward ▼

D

a

s

h

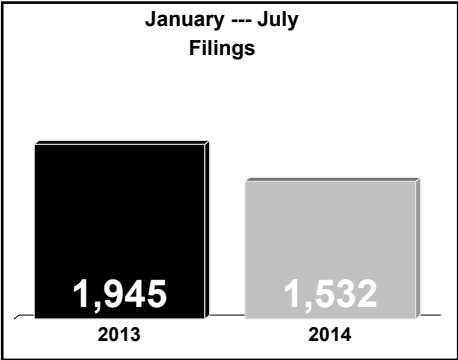
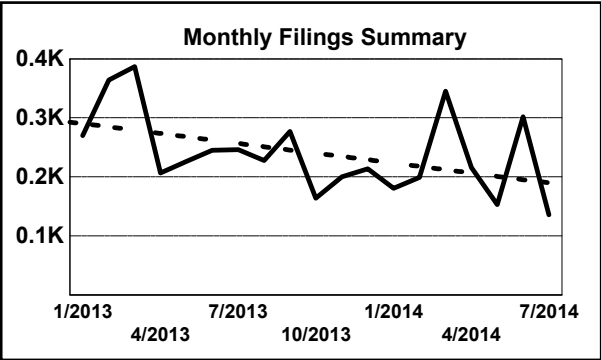
b

o

a

r

d



	Jan	Feb	Mar	Apr	May	Jun	Jul	Aug	Sep	Oct	Nov	Dec	Thru Jul	% Change	Trending	Total
2013	270	364	387	207	226	245	246	228	277	164	200	214	1,945			3,028
2014	181	199	345	216	153	302	136	-	-	-	-	-	1,532	-21.2%	▼	1,532

		Jan	Feb	Mar	Apr	May	Jun	Jul	Aug	Sep	Oct	Nov	Dec	Thru Jul	% Change	Trending	Total
Administrative Law	2013	-	-	-	-	-	-	-	-	-	1	3	-	0			4
	2014	1	-	-	2	2	-	-	-	-	-	-	-	5	0.0%	↔	5
Contested Divorce	2013	7	6	4	2	3	1	6	6	6	3	3	5	29			52
	2014	3	7	9	2	2	5	4	-	-	-	-	-	32	10.3%	▲	32
Domestic and Family - Level 1	2013	5	-	2	3	4	2	1	10	1	-	-	-	17			28
	2014	1	2	-	5	-	3	-	-	-	-	-	-	11	-35.3%	▼	11
Domestic and Family - Level 2	2013	3	3	5	3	7	4	6	3	5	3	4	3	31			49
	2014	3	2	1	4	4	6	4	-	-	-	-	-	24	-22.6%	▼	24
General Civil - Level 1	2013	1	-	1	2	1	-	1	-	-	2	-	1	6			9
	2014	1	1	2	-	2	3	-	-	-	-	-	-	9	50.0%	▲	9
General Civil - Level 2	2013	2	4	4	2	1	6	11	9	5	6	3	5	30			58
	2014	8	2	5	3	6	6	8	-	-	-	-	-	38	26.7%	▲	38
General Civil - Level 3	2013	4	-	2	1	3	4	9	5	5	1	5	2	23			41
	2014	3	4	8	7	6	3	2	-	-	-	-	-	33	43.5%	▲	33
Miscellaneous	2013	159	190	126	92	56	36	49	44	44	62	56	60	708			974
	2014	75	90	103	89	44	62	58	-	-	-	-	-	521	-26.4%	▼	521
Misdemeanor	2013	19	9	18	3	16	13	4	23	24	2	10	8	82			149
	2014	10	6	14	11	29	8	8	-	-	-	-	-	86	4.9%	▲	86
Non-Capital Felonies and Related Matters	2013	28	99	166	41	92	122	109	68	128	48	73	85	657			1,059
	2014	46	46	147	70	34	147	27	-	-	-	-	-	517	-21.3%	▼	517
Other	2013	33	38	40	41	20	47	35	41	41	30	28	37	254			431
	2014	15	28	41	8	11	44	10	-	-	-	-	-	157	-38.2%	▼	157
Other Criminally Related Matters	2013	1	3	7	2	6	-	1	9	5	-	3	2	20			39
	2014	3	3	-	-	3	1	-	-	-	-	-	-	10	-50.0%	▼	10
Probates/Wills and Trusts	2014	-	-	-	1	-	-	-	-	-	-	-	-	1			1
Probates/Wills and Trusts - Level 2	2013	1	2	2	1	4	2	2	1	2	2	4	2	14			25
	2014	3	4	5	3	3	2	1	-	-	-	-	-	21	50.0%	▲	21
Uncontested Divorce	2013	7	10	10	14	13	8	12	9	11	4	8	4	74			110
	2014	9	4	10	11	7	12	14	-	-	-	-	-	67	-9.5%	▼	67

Type of Court: Circuit

Locale/Circuit: Washington 28

Start/End Date: Jan-13 / Jul-14

Type of Case: Filings

AVG. Month: 325

2013 AVG Month: 311

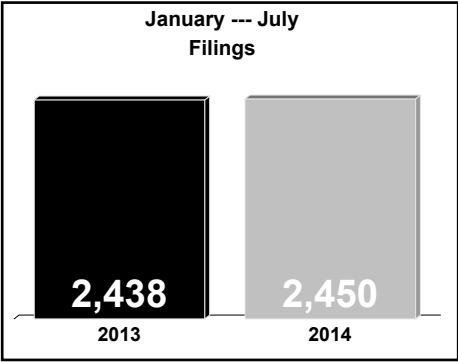
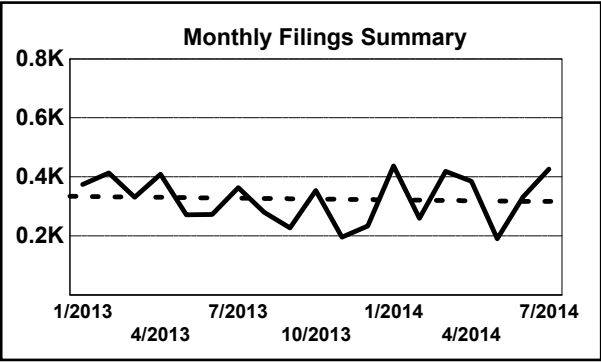
2014 AVG Month: 350

Jan-Jul 2013: 2,438

Jan-Jul 2014: 2,450

Filings Trending: Steady ↔

D
a
s
h
b
o
a
r
d



	Jan	Feb	Mar	Apr	May	Jun	Jul	Aug	Sep	Oct	Nov	Dec	Thru Jul	% Change	Trending	Total
2013	375	414	331	409	272	273	364	280	227	354	196	234	2,438			3,729
2014	437	260	419	385	191	332	426	-	-	-	-	-	2,450	0.5%	▲	2,450

		Jan	Feb	Mar	Apr	May	Jun	Jul	Aug	Sep	Oct	Nov	Dec	Thru Jul	% Change	Trending	Total
Administrative Law	2013	1	1	2	-	1	-	-	-	-	1	-	-	5			6
	2014	-	1	1	2	1	-	-	-	-	-	-	-	5	0.0%	↔	5
Contested Divorce	2013	4	14	4	4	6	8	8	6	3	5	3	1	48			66
	2014	7	8	7	7	5	6	5	-	-	-	-	-	45	-6.3%	▼	45
Domestic and Family - Level 1	2013	3	-	5	9	5	-	-	2	2	6	2	-	22			34
	2014	2	1	14	5	2	11	11	-	-	-	-	-	46	109.1%	▲	46
Domestic and Family - Level 2	2013	2	2	4	2	5	1	1	2	3	3	5	-	17			30
	2014	2	1	-	2	2	1	1	-	-	-	-	-	9	-47.1%	▼	9
General Civil - Level 1	2013	1	2	1	2	1	2	-	-	1	1	-	2	9			13
	2014	-	-	1	1	-	3	-	-	-	-	-	-	5	-44.4%	▼	5
General Civil - Level 2	2013	13	8	4	9	7	4	18	8	6	11	4	5	63			97
	2014	2	6	3	2	10	7	5	-	-	-	-	-	35	-44.4%	▼	35
General Civil - Level 3	2013	2	4	7	8	5	2	4	1	4	2	3	3	32			45
	2014	4	3	7	6	5	5	7	-	-	-	-	-	37	15.6%	▲	37
Miscellaneous	2013	219	259	193	198	124	108	118	118	94	132	99	137	1,219			1,799
	2014	193	175	187	176	111	124	114	-	-	-	-	-	1,080	-11.4%	▼	1,080
Misdemeanor	2013	12	11	10	34	12	21	15	14	14	28	11	3	115			185
	2014	34	4	20	8	8	32	20	-	-	-	-	-	126	9.6%	▲	126
Non-Capital Felonies and Related Matters	2013	99	86	76	110	89	82	175	109	67	135	50	70	717			1,148
	2014	152	42	151	136	32	123	237	-	-	-	-	-	873	21.8%	▲	873
Other	2013	-	-	-	-	-	-	-	-	-	1	1	-	0			2
	2014	-	-	-	-	-	1	2	-	-	-	-	-	3	0.0%	↔	3
Other Criminally Related Matters	2013	6	15	5	13	1	30	9	3	15	16	3	2	79			118
	2014	27	-	11	14	-	-	10	-	-	-	-	-	62	-21.5%	▼	62
Probates/Wills and Trusts	2013	-	-	1	-	-	-	-	-	-	-	-	-	1			1
Probates/Wills and Trusts - Level 2	2013	-	1	-	-	1	1	-	2	2	2	-	1	3			10
	2014	-	-	-	4	-	-	2	-	-	-	-	-	6	100.0%	▲	6
Protective Orders	2013	-	-	-	-	1	-	-	-	-	-	-	1	1			2
	2014	-	-	1	-	1	-	-	-	-	-	-	-	2	100.0%	▲	2
Uncontested Divorce	2013	13	11	19	20	14	14	16	15	16	11	15	9	107			173
	2014	14	19	16	22	14	19	12	-	-	-	-	-	116	8.4%	▲	116

Type of Court: Circuit

Locale/Circuit: Bristol 28

Start/End Date: Jan-13 / Jul-14

Type of Case: Filings

AVG. Month: 168

2013 AVG Month: 166

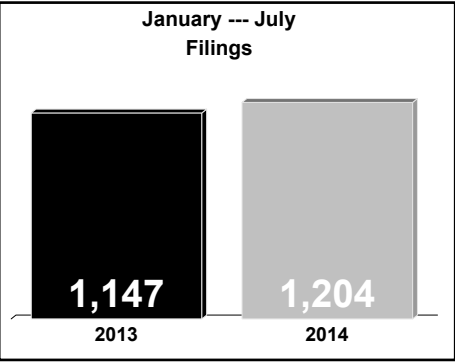
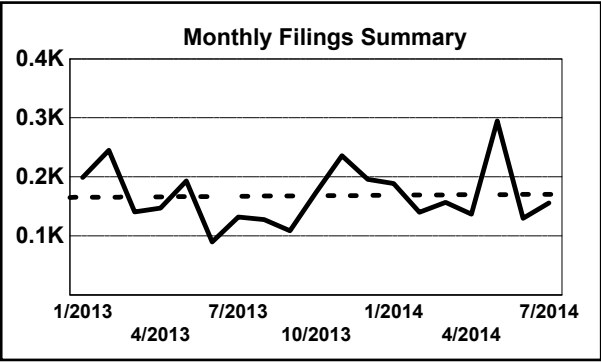
2014 AVG Month: 172

Jan-Jul 2013: 1,147

Jan-Jul 2014: 1,204

Filings Trending: Upward ▲

D
a
s
h
b
o
a
r
d



	Jan	Feb	Mar	Apr	May	Jun	<u>Jul</u>	Aug	Sep	Oct	Nov	Dec	Thru Jul	% Change	Trending	<u>Total</u>
2013	199	245	141	147	193	90	132	128	109	173	236	196	1,147			1,989
2014	189	140	157	137	295	130	156	-	-	-	-	-	1,204	5.0%	▲	1,204

		Jan	Feb	Mar	Apr	May	Jun	<u>Jul</u>	Aug	Sep	Oct	Nov	Dec	Thru Jul	% Change	Trending	<u>Total</u>
Contested Divorce	2013	3	1	5	1	-	1	3	3	2	2	3	2	14			26
	2014	3	-	3	1	2	1	1	-	-	-	-	-	11	-21.4%	▼	11
Domestic and Family - Level 1	2013	11	2	2	12	-	-	2	1	4	1	2	6	29			43
	2014	1	-	2	1	-	2	3	-	-	-	-	-	9	-69.0%	▼	9
Domestic and Family - Level 2	2013	-	-	-	2	-	7	1	1	-	2	-	5	10			18
	2014	-	1	-	1	1	1	-	-	-	-	-	-	4	-60.0%	▼	4
General Civil - Level 1	2013	1	1	-	-	-	1	-	-	-	-	-	-	3			3
	2014	1	-	-	-	-	1	1	-	-	-	-	-	3	0.0%	↔	3
General Civil - Level 2	2013	4	1	1	3	2	2	2	3	1	1	4	6	15			30
	2014	2	2	5	2	4	-	3	-	-	-	-	-	18	20.0%	▲	18
General Civil - Level 3	2013	4	-	3	1	1	-	1	-	2	6	4	4	10			26
	2014	3	5	4	2	3	-	3	-	-	-	-	-	20	100.0%	▲	20
Miscellaneous	2013	72	73	58	55	29	42	40	26	24	37	39	33	369			528
	2014	54	54	37	47	37	24	30	-	-	-	-	-	283	-23.3%	▼	283
Misdemeanor	2013	10	17	11	10	16	8	9	17	6	19	12	9	81			144
	2014	15	7	6	15	34	13	11	-	-	-	-	-	101	24.7%	▲	101
Non-Capital Felonies and Related Matters	2013	87	146	57	48	134	25	57	69	59	97	153	87	554			1,019
	2014	86	53	75	45	184	72	93	-	-	-	-	-	608	9.7%	▲	608
Other	2013	1	1	-	1	-	-	-	-	-	2	13	38	3			56
	2014	15	12	7	11	20	7	8	-	-	-	-	-	80	2,566.7%	▲	80
Other Criminally Related Matters	2013	-	1	1	5	4	2	12	2	4	-	2	2	25			35
	2014	7	3	12	5	4	2	2	-	-	-	-	-	35	40.0%	▲	35
Probates/Wills and Trusts	2013	-	-	-	-	-	-	1	-	-	-	-	-	1			1
Probates/Wills and Trusts - Level 2	2013	-	1	-	-	-	-	-	-	-	-	1	-	1			2
	2014	-	-	1	1	1	-	-	-	-	-	-	-	3	200.0%	▲	3
Protective Orders	2013	-	-	-	-	1	-	-	-	-	-	-	-	1			1
Uncontested Divorce	2013	6	1	3	9	6	2	4	6	7	6	3	4	31			57
	2014	2	3	5	6	5	7	1	-	-	-	-	-	29	-6.5%	▼	29

Type of Court: Circuit

Locale/Circuit: Buchanan 29

Start/End Date: Jan-13 / Jul-14

Type of Case: Filings

AVG. Month: 213

2013 AVG Month: 190

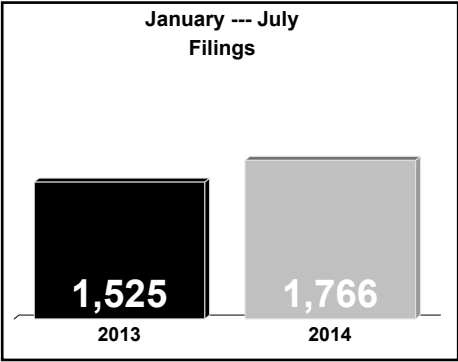
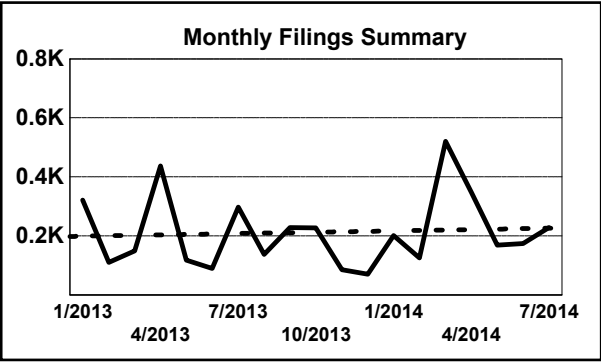
2014 AVG Month: 252

Jan-Jul 2013: 1,525

Jan-Jul 2014: 1,766

Filings Trending: Upward ▲

D
a
s
h
b
o
a
r
d



	Jan	Feb	Mar	Apr	May	Jun	<u>Jul</u>	Aug	Sep	Oct	Nov	Dec	Thru Jul	% Change	Trending	<u>Total</u>
2013	321	111	150	437	118	90	298	138	228	227	86	71	1,525			2,275
2014	201	126	521	347	169	174	228	-	-	-	-	-	1,766	15.8%	▲	1,766

		Jan	Feb	Mar	Apr	May	Jun	<u>Jul</u>	Aug	Sep	Oct	Nov	Dec	Thru Jul	% Change	Trending	<u>Total</u>
Administrative Law	2013	-	2	-	1	-	-	1	-	-	-	-	-	4			4
	2014	-	-	-	1	-	-	1	-	-	-	-	-	2	-50.0%	▼	2
Contested Divorce	2013	1	2	1	2	3	2	4	2	3	1	2	1	15			24
	2014	2	3	-	5	3	4	3	-	-	-	-	-	20	33.3%	▲	20
Domestic and Family - Level 1	2013	-	-	3	3	1	1	-	-	-	8	-	-	8			16
	2014	2	2	1	4	1	1	7	-	-	-	-	-	18	125.0%	▲	18
Domestic and Family - Level 2	2013	-	-	1	2	4	1	2	2	3	2	3	1	10			21
	2014	1	2	2	3	2	4	7	-	-	-	-	-	21	110.0%	▲	21
General Civil - Level 1	2013	-	-	-	-	1	-	-	-	1	1	-	-	1			3
	2014	-	-	1	1	-	2	-	-	-	-	-	-	4	300.0%	▲	4
General Civil - Level 2	2013	1	4	4	13	17	9	4	6	7	4	2	2	52			73
	2014	4	3	4	6	6	9	13	-	-	-	-	-	45	-13.5%	▼	45
General Civil - Level 3	2013	2	2	2	4	6	3	3	1	1	2	1	3	22			30
	2014	3	1	3	2	2	2	5	-	-	-	-	-	18	-18.2%	▼	18
Miscellaneous	2013	80	56	77	59	47	36	51	61	51	69	42	43	406			672
	2014	68	70	112	112	113	58	56	-	-	-	-	-	589	45.1%	▲	589
Misdemeanor	2013	27	5	17	15	13	12	27	17	30	18	8	9	116			198
	2014	16	10	58	33	12	18	12	-	-	-	-	-	159	37.1%	▲	159
Non-Capital Felonies and Related Matters	2013	201	29	36	334	20	15	191	38	120	109	22	6	826			1,121
	2014	93	29	322	171	24	60	115	-	-	-	-	-	814	-1.5%	▼	814
Other	2013	1	-	-	-	-	-	3	2	-	-	1	-	4			7
	2014	-	1	-	-	-	1	-	-	-	-	-	-	2	-50.0%	▼	2
Other Criminally Related Matters	2013	1	2	1	2	-	1	5	4	3	2	2	-	12			23
	2014	-	1	7	-	-	7	2	-	-	-	-	-	17	41.7%	▲	17
Probates/Wills and Trusts	2014	-	-	-	-	1	1	-	-	-	-	-	-	2			2
Probates/Wills and Trusts - Level 2	2013	2	2	1	-	1	1	-	1	-	2	-	1	7			11
	2014	2	1	-	-	1	3	2	-	-	-	-	-	9	28.6%	▲	9
Protective Orders	2013	-	-	-	-	2	-	2	-	1	-	-	-	4			5
	2014	-	-	-	-	1	-	-	-	-	-	-	-	1	-75.0%	▼	1
Uncontested Divorce	2013	5	7	7	2	3	9	5	4	8	9	3	5	38			67
	2014	10	3	11	9	3	4	5	-	-	-	-	-	45	18.4%	▲	45

Type of Court: Circuit

Locale/Circuit: Dickenson 29

Start/End Date: Jan-13 / Jul-14

Type of Case: Filings

AVG. Month: 119

2013 AVG Month: 122

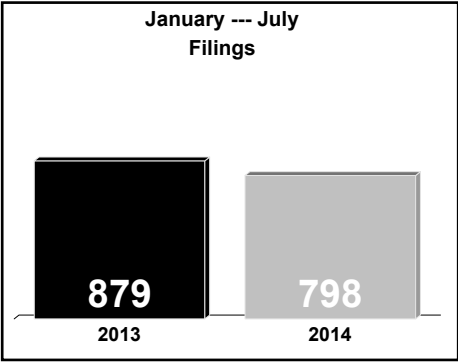
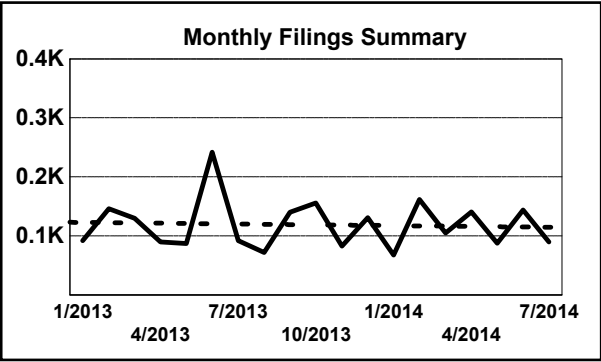
2014 AVG Month: 114

Jan-Jul 2013: 879

Jan-Jul 2014: 798

Filings Trending: Downward ▼

D
a
s
h
b
o
a
r
d

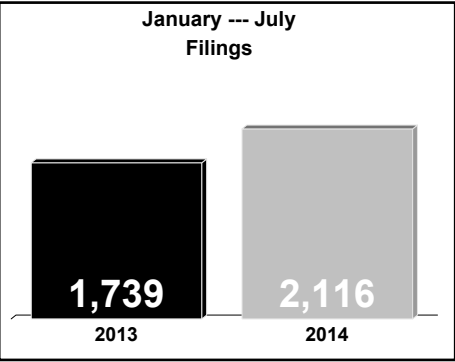
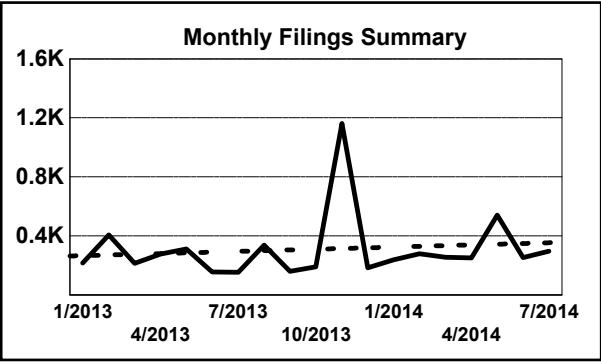


	Jan	Feb	Mar	Apr	May	Jun	Jul	Aug	Sep	Oct	Nov	Dec	Thru Jul	% Change	Trending	Total
2013	92	146	130	90	87	242	92	72	140	156	83	131	879			1,461
2014	68	162	105	141	88	144	90	-	-	-	-	-	798	-9.2%	▼	798

		Jan	Feb	Mar	Apr	May	Jun	Jul	Aug	Sep	Oct	Nov	Dec	Thru Jul	% Change	Trending	Total
Administrative Law	2013	-	1	1	-	-	1	-	-	-	-	-	-	3			3
Contested Divorce	2013	-	3	2	1	2	1	1	4	3	1	-	2	10			20
	2014	4	1	1	4	-	2	1	-	-	-	-	-	13	30.0%	▲	13
Domestic and Family - Level 1	2013	1	-	-	2	1	-	5	6	15	3	10	-	9			43
	2014	6	-	4	-	1	16	6	-	-	-	-	-	33	266.7%	▲	33
Domestic and Family - Level 2	2013	1	-	1	2	2	-	-	-	-	1	3	1	6			11
	2014	-	6	3	1	9	1	-	-	-	-	-	-	20	233.3%	▲	20
General Civil - Level 1	2013	-	2	-	-	-	1	-	-	-	-	-	-	3			3
	2014	-	-	-	-	-	-	1	-	-	-	-	-	1	-66.7%	▼	1
General Civil - Level 2	2013	2	-	2	2	2	3	1	7	-	1	5	2	12			27
	2014	2	1	2	5	2	2	3	-	-	-	-	-	17	41.7%	▲	17
General Civil - Level 3	2013	3	-	-	-	-	2	1	1	1	2	2	1	6			13
	2014	2	4	-	-	2	5	1	-	-	-	-	-	14	133.3%	▲	14
Miscellaneous	2013	52	53	40	48	32	18	30	26	45	40	32	32	273			448
	2014	32	40	43	35	52	32	27	-	-	-	-	-	261	-4.4%	▼	261
Misdemeanor	2013	1	2	9	3	6	3	5	2	15	4	3	7	29			60
	2014	2	15	2	9	4	3	5	-	-	-	-	-	40	37.9%	▲	40
Non-Capital Felonies and Related Matters	2013	11	65	47	18	27	185	42	13	40	74	13	66	395			601
	2014	9	81	26	72	3	68	32	-	-	-	-	-	291	-26.3%	▼	291
Other	2013	16	17	18	10	12	25	3	10	14	24	14	18	101			181
	2014	7	11	18	11	8	12	9	-	-	-	-	-	76	-24.8%	▼	76
Other Criminally Related Matters	2013	-	-	1	1	-	-	1	-	1	-	-	-	3			4
	2014	-	-	-	-	1	-	1	-	-	-	-	-	2	-33.3%	▼	2
Probates/Wills and Trusts - Level 2	2013	1	-	-	-	-	-	1	1	2	-	-	-	2			5
	2014	-	1	2	-	5	2	-	-	-	-	-	-	10	400.0%	▲	10
Uncontested Divorce	2013	4	3	9	3	3	3	2	2	4	6	1	2	27			42
	2014	4	2	4	4	1	1	4	-	-	-	-	-	20	-25.9%	▼	20

Type of Court: Circuit
Locale/Circuit: Russell 29
Start/End Date: Jan-13 / Jul-14
Type of Case: Filings
AVG. Month: 310
2013 AVG Month: 315
2014 AVG Month: 302
Jan-Jul 2013: 1,739
Jan-Jul 2014: 2,116
Filings Trending: Upward ▲

D
a
s
h
b
o
a
r
d



	Jan	Feb	Mar	Apr	May	Jun	<u>Jul</u>	Aug	Sep	Oct	Nov	Dec	Thru Jul	% Change	Trending	<u>Total</u>
2013	216	407	215	278	312	157	154	339	161	191	1,163	184	1,739			3,777
2014	238	279	255	252	541	254	297	-	-	-	-	-	2,116	21.7%	▲	2,116

		Jan	Feb	Mar	Apr	May	Jun	<u>Jul</u>	Aug	Sep	Oct	Nov	Dec	Thru Jul	% Change	Trending	<u>Total</u>
Administrative Law	2013	-	-	-	-	-	-	1	2	-	-	-	1	1			4
	2014	-	-	1	1	-	-	-	-	-	-	-	-	2	100.0%	▲	2
Contested Divorce	2013	7	7	5	3	8	5	4	7	4	9	5	2	39			66
	2014	6	7	5	5	5	5	10	-	-	-	-	-	43	10.3%	▲	43
Domestic and Family - Level 1	2013	3	-	7	5	-	4	3	4	6	4	2	2	22			40
	2014	15	3	6	5	-	9	8	-	-	-	-	-	46	109.1%	▲	46
Domestic and Family - Level 2	2013	2	-	1	3	2	4	3	4	1	3	4	2	15			29
	2014	3	5	3	2	2	2	2	-	-	-	-	-	19	26.7%	▲	19
General Civil - Level 1	2013	-	1	-	-	1	1	-	-	1	-	-	-	3			4
	2014	3	3	7	8	6	5	7	4	3	10	3	6	39			65
General Civil - Level 2	2013	3	3	7	8	6	5	7	4	3	10	3	6	39			65
	2014	6	2	4	11	6	5	6	-	-	-	-	-	40	2.6%	▲	40
General Civil - Level 3	2013	3	1	1	2	1	5	5	2	2	3	1	-	18			26
	2014	6	1	2	1	4	3	4	-	-	-	-	-	21	16.7%	▲	21
Miscellaneous	2013	85	118	85	89	54	46	42	50	33	60	59	51	519			772
	2014	86	87	116	124	103	129	92	-	-	-	-	-	737	42.0%	▲	737
Misdemeanor	2013	5	61	18	9	26	2	7	31	15	13	23	25	128			235
	2014	25	36	23	7	29	10	5	-	-	-	-	-	135	5.5%	▲	135
Non-Capital Felonies and Related Matters	2013	69	167	52	126	182	58	50	203	51	58	1,043	67	704			2,126
	2014	68	99	61	66	362	46	116	-	-	-	-	-	818	16.2%	▲	818
Other	2013	27	31	19	22	20	21	17	23	28	16	17	16	157			257
	2014	15	34	20	20	16	20	44	-	-	-	-	-	169	7.6%	▲	169
Other Criminally Related Matters	2013	-	2	4	6	3	-	6	6	2	1	3	2	21			35
	2014	-	-	1	2	1	7	-	-	-	-	-	-	11	-47.6%	▼	11
Probates/Wills and Trusts - Level 2	2013	1	2	1	1	2	1	2	-	-	-	-	-	10			10
	2014	1	-	-	-	-	3	-	-	-	-	-	-	4	-60.0%	▼	4
Protective Orders	2014	-	-	-	1	-	-	-	-	-	-	-	-	1			1
Uncontested Divorce	2013	11	14	15	4	7	5	7	3	15	14	3	10	63			108
	2014	7	5	13	7	13	15	10	-	-	-	-	-	70	11.1%	▲	70

Type of Court: Circuit

Locale/Circuit: Tazewell 29

Start/End Date: Jan-13 / Jul-14

Type of Case: Filings

AVG. Month: 566

2013 AVG Month: 587

2014 AVG Month: 531

Jan-Jul 2013: 4,205

Jan-Jul 2014: 3,714

Filings Trending: Downward ▼

D

a

s

h

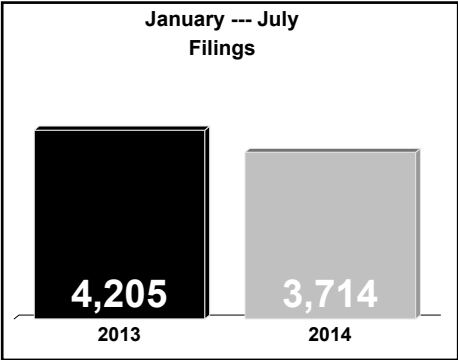
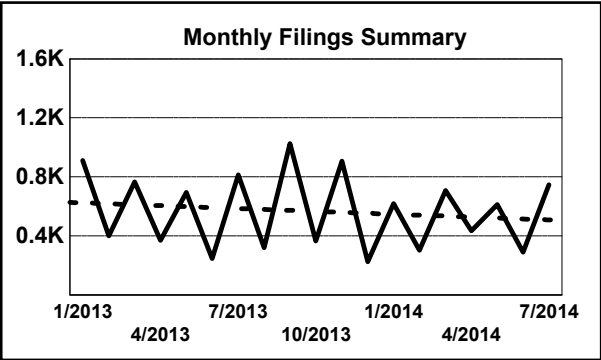
b

o

a

r

d

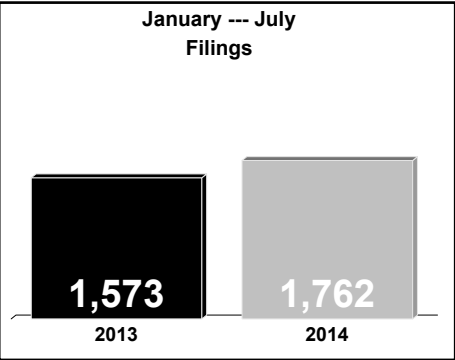
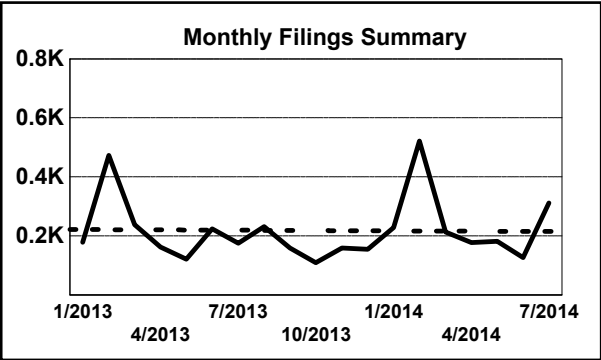


	Jan	Feb	Mar	Apr	May	Jun	Jul	Aug	Sep	Oct	Nov	Dec	Thru Jul	% Change	Trending	Total
2013	912	400	766	370	695	248	814	321	1,025	367	906	225	4,205			7,049
2014	619	303	708	435	612	290	747	-	-	-	-	-	3,714	-11.7%	▼	3,714

		Jan	Feb	Mar	Apr	May	Jun	Jul	Aug	Sep	Oct	Nov	Dec	Thru Jul	% Change	Trending	Total
Administrative Law	2013	2	-	2	1	-	1	-	1	-	1	-	2	6			10
Capital Murder	2013	-	-	-	-	-	-	-	-	-	3	2	-	0			5
Contested Divorce	2013	7	3	5	14	11	7	5	6	3	5	9	1	52	0.0%	↔	76
	2014	7	9	6	9	6	6	11	-	-	-	-	-	54	3.8%	▲	54
Domestic and Family - Level 1	2013	-	-	10	4	3	-	1	3	3	6	5	2	18			37
	2014	2	1	5	-	6	2	4	-	-	-	-	-	20	11.1%	▲	20
Domestic and Family - Level 2	2013	2	2	2	5	-	2	3	5	1	3	1	2	16			28
	2014	1	1	2	3	3	6	7	-	-	-	-	-	23	43.8%	▲	23
General Civil - Level 1	2013	-	-	-	1	2	-	1	2	-	1	1	-	4			8
	2014	1	-	1	1	2	1	-	-	-	-	-	-	6	50.0%	▲	6
General Civil - Level 2	2013	9	4	10	4	11	7	7	8	4	4	5	3	52			76
	2014	3	10	10	8	5	5	9	-	-	-	-	-	50	-3.8%	▼	50
General Civil - Level 3	2013	4	1	6	5	4	-	5	6	3	4	2	3	25			43
	2014	2	1	2	6	5	1	1	-	-	-	-	-	18	-28.0%	▼	18
Miscellaneous	2013	157	189	185	135	91	87	80	86	75	86	80	91	924			1,342
	2014	102	148	203	222	151	106	110	-	-	-	-	-	1,042	12.8%	▲	1,042
Misdemeanor	2013	87	28	115	53	88	27	142	29	187	37	289	20	540			1,102
	2014	83	29	120	35	124	20	95	-	-	-	-	-	506	-6.3%	▼	506
Non-Capital Felonies and Related Matters	2013	599	142	399	112	449	92	534	142	723	192	475	71	2,327			3,930
	2014	387	68	325	126	286	113	478	-	-	-	-	-	1,783	-23.4%	▼	1,783
Other	2013	16	9	7	9	9	7	9	7	8	10	5	12	66			108
	2014	6	11	11	13	6	9	5	-	-	-	-	-	61	-7.6%	▼	61
Other Criminally Related Matters	2013	9	1	3	4	6	1	9	3	3	1	12	4	33			56
	2014	7	2	4	3	8	3	9	-	-	-	-	-	36	9.1%	▲	36
Probates/Wills and Trusts	2013	-	-	-	-	-	1	-	-	-	-	-	-	1			1
Probates/Wills and Trusts - Level 2	2013	7	5	2	2	-	2	4	3	1	6	3	2	22			37
	2014	4	3	1	1	-	2	-	-	-	-	-	-	11	-50.0%	▼	11
Uncontested Divorce	2013	13	16	20	21	21	14	14	20	14	8	17	12	119			190
	2014	14	20	18	8	10	16	18	-	-	-	-	-	104	-12.6%	▼	104

Type of Court: Circuit
Locale/Circuit: Lee 30
Start/End Date: Jan-13 / Jul-14
Type of Case: Filings
AVG. Month: 218
2013 AVG Month: 199
2014 AVG Month: 252
Jan-Jul 2013: 1,573
Jan-Jul 2014: 1,762
Filings Trending: Upward ▲

D
a
s
h
b
o
a
r
d

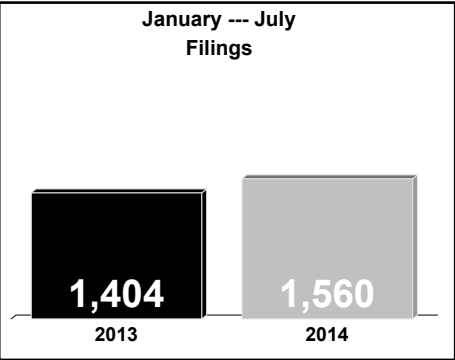
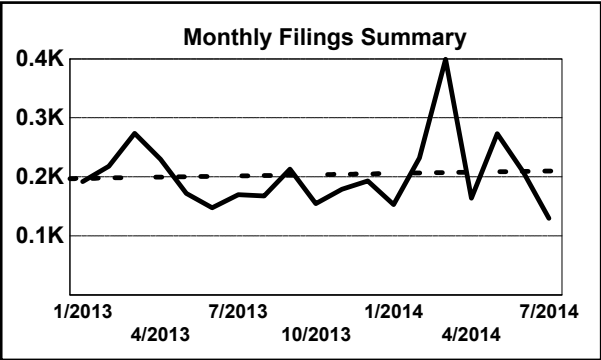


	Jan	Feb	Mar	Apr	May	Jun	Jul	Aug	Sep	Oct	Nov	Dec	Thru Jul	% Change	Trending	Total
2013	179	473	238	163	121	224	175	232	159	110	159	155	1,573			2,388
2014	228	522	213	178	182	127	312	-	-	-	-	-	1,762	12.0%	▲	1,762

		Jan	Feb	Mar	Apr	May	Jun	Jul	Aug	Sep	Oct	Nov	Dec	Thru Jul	% Change	Trending	Total
Administrative Law	2013	-	1	-	-	-	-	-	-	-	-	-	-	1			1
	2014	-	-	-	1	-	-	-	-	-	-	-	-	1	0.0%	↔	1
Contested Divorce	2013	1	4	2	4	3	2	2	1	-	4	1	2	18			26
	2014	2	2	2	2	2	4	3	-	-	-	-	-	17	-5.6%	▼	17
Domestic and Family - Level 1	2013	1	1	-	-	-	-	5	-	-	-	3	-	7			10
	2014	5	4	-	-	-	1	-	-	-	-	-	-	10	42.9%	▲	10
Domestic and Family - Level 2	2013	-	-	-	2	2	-	2	2	2	-	3	3	6			16
	2014	-	4	2	2	3	-	5	-	-	-	-	-	16	166.7%	▲	16
General Civil - Level 1	2013	1	-	-	2	-	-	-	-	-	-	-	1	3			4
	2014	-	1	-	-	-	-	-	-	-	-	-	-	1	-66.7%	▼	1
General Civil - Level 2	2013	3	6	5	5	10	1	1	3	5	1	3	3	31			46
	2014	1	3	8	-	3	3	5	-	-	-	-	-	23	-25.8%	▼	23
General Civil - Level 3	2013	-	-	3	2	2	3	1	1	2	6	6	3	11			29
	2014	5	-	2	5	4	3	2	-	-	-	-	-	21	90.9%	▲	21
Miscellaneous	2013	56	83	74	55	27	43	38	31	42	45	47	36	376			577
	2014	58	62	53	52	44	44	39	-	-	-	-	-	352	-6.4%	▼	352
Misdemeanor	2013	33	198	52	22	30	36	26	32	22	23	10	16	397			500
	2014	30	320	12	29	22	18	23	-	-	-	-	-	454	14.4%	▲	454
Non-Capital Felonies and Related Matters	2013	64	161	79	54	37	129	81	156	65	19	65	77	605			987
	2014	104	105	115	81	82	45	219	-	-	-	-	-	751	24.1%	▲	751
Other	2013	1	1	-	3	-	1	2	-	2	1	-	3	8			14
	2014	2	3	3	-	-	-	4	-	-	-	-	-	12	50.0%	▲	12
Other Criminally Related Matters	2013	4	1	8	5	4	1	4	2	6	3	8	8	27			54
	2014	10	8	2	-	16	2	5	-	-	-	-	-	43	59.3%	▲	43
Probates/Wills and Trusts - Level 1	2013	-	-	-	1	-	-	-	-	-	-	-	-	1			1
	2014	-	-	-	-	-	2	-	-	-	-	-	-	2	100.0%	▲	2
Probates/Wills and Trusts - Level 2	2013	8	-	4	1	1	1	2	1	3	-	5	-	17			26
	2014	4	2	3	-	-	1	1	-	-	-	-	-	11	-35.3%	▼	11
Uncontested Divorce	2013	7	17	11	7	5	7	11	3	10	8	8	3	65			97
	2014	7	8	11	6	6	4	6	-	-	-	-	-	48	-26.2%	▼	48

Type of Court: Circuit
Locale/Circuit: Scott 30
Start/End Date: Jan-13 / Jul-14
Type of Case: Filings
AVG. Month: 204
2013 AVG Month: 193
2014 AVG Month: 223
Jan-Jul 2013: 1,404
Jan-Jul 2014: 1,560
Filings Trending: Upward ▲

D
a
s
h
b
o
a
r
d



	Jan	Feb	Mar	Apr	May	Jun	Jul	Aug	Sep	Oct	Nov	Dec	Thru Jul	% Change	Trending	Total
2013	192	218	274	230	172	148	170	168	213	155	179	193	1,404			2,312
2014	153	232	399	164	273	209	130	-	-	-	-	-	1,560	11.1%	▲	1,560

		Jan	Feb	Mar	Apr	May	Jun	Jul	Aug	Sep	Oct	Nov	Dec	Thru Jul	% Change	Trending	Total
Administrative Law	2013	-	-	-	-	-	-	-	-	1	-	-	1	0			2
Contested Divorce	2013	2	5	4	2	4	5	2	1	6	2	5	4	24	0.0%	↔	42
	2014	1	4	5	9	2	2	2	-	-	-	-	-	25	4.2%	▲	25
Domestic and Family - Level 1	2013	1	-	-	-	3	3	2	1	2	1	2	2	9			17
	2014	2	-	-	5	-	1	-	-	-	-	-	-	8	-11.1%	▼	8
Domestic and Family - Level 2	2013	5	1	2	1	2	2	-	2	-	1	1	-	13			17
	2014	1	-	-	-	-	-	1	-	-	-	-	-	2	-84.6%	▼	2
General Civil - Level 1	2013	-	-	-	-	1	-	1	-	-	2	1	1	2			6
	2014	2	-	-	-	-	1	-	-	-	-	-	-	3	50.0%	▲	3
General Civil - Level 2	2013	3	2	7	1	5	3	-	2	3	5	6	4	21			41
	2014	5	2	6	1	5	3	6	-	-	-	-	-	28	33.3%	▲	28
General Civil - Level 3	2013	2	-	3	-	-	2	2	2	3	3	1	3	9			21
	2014	1	1	1	3	5	3	3	-	-	-	-	-	17	88.9%	▲	17
Miscellaneous	2013	101	103	102	85	49	39	52	46	54	62	52	64	531			809
	2014	60	77	88	48	42	34	53	-	-	-	-	-	402	-24.3%	▼	402
Misdemeanor	2013	23	10	72	17	37	29	47	28	34	34	30	39	235			400
	2014	31	28	55	25	89	37	32	-	-	-	-	-	297	26.4%	▲	297
Non-Capital Felonies and Related Matters	2013	37	84	60	116	50	54	48	64	88	19	74	57	449			751
	2014	43	107	210	58	97	108	18	-	-	-	-	-	641	42.8%	▲	641
Other	2013	1	-	-	-	-	-	-	-	-	1	-	1	1			3
	2014	-	-	-	-	-	-	2	-	-	-	-	-	2	100.0%	▲	2
Other Criminally Related Matters	2013	6	-	15	1	7	4	5	12	7	8	3	11	38			79
	2014	2	1	18	1	23	8	8	-	-	-	-	-	61	60.5%	▲	61
Probates/Wills and Trusts - Level 1	2013	-	-	1	-	-	-	-	1	-	-	1	-	1			3
	2014	-	1	-	-	-	-	-	-	-	-	-	-	1	0.0%	↔	1
Probates/Wills and Trusts - Level 2	2013	3	-	-	-	3	3	1	2	2	8	-	1	10			23
	2014	-	-	6	5	3	-	1	-	-	-	-	-	15	50.0%	▲	15
Uncontested Divorce	2013	8	13	8	7	11	4	10	7	13	9	3	5	61			98
	2014	5	11	10	9	7	12	4	-	-	-	-	-	58	-4.9%	▼	58

Type of Court: Circuit

Locale/Circuit: Wise 30

Start/End Date: Jan-13 / Jul-14

Type of Case: Filings

AVG. Month: 446

2013 AVG Month: 485

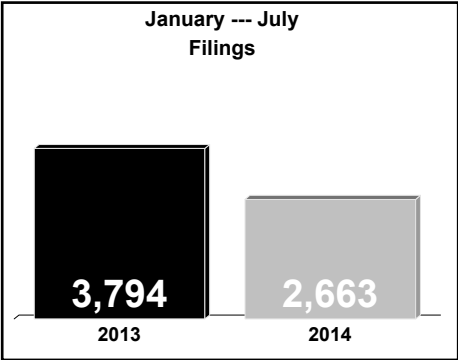
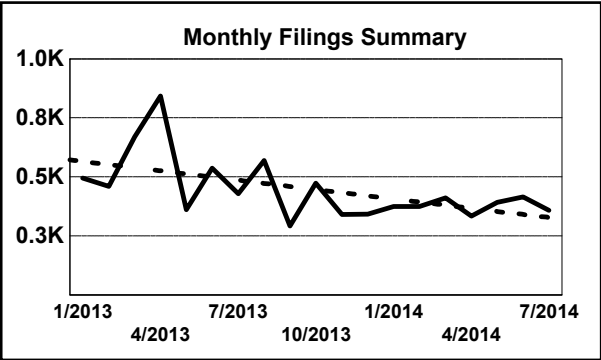
2014 AVG Month: 380

Jan-Jul 2013: 3,794

Jan-Jul 2014: 2,663

Filings Trending: Downward ▼

D
a
s
h
b
o
a
r
d



	Jan	Feb	Mar	Apr	May	Jun	Jul	Aug	Sep	Oct	Nov	Dec	Thru Jul	% Change	Trending	Total
2013	495	460	669	843	361	537	429	569	293	474	341	343	3,794			5,814
2014	375	375	411	335	392	416	359	-	-	-	-	-	2,663	-29.8%	▼	2,663

		Jan	Feb	Mar	Apr	May	Jun	Jul	Aug	Sep	Oct	Nov	Dec	Thru Jul	% Change	Trending	Total
Administrative Law	2013	2	-	1	1	-	2	-	-	-	-	1	-	6			7
	2014	1	-	-	1	-	1	2	-	-	-	-	-	5	-16.7%	▼	5
Contested Divorce	2013	8	12	10	8	12	8	9	9	12	10	5	8	67			111
	2014	9	6	11	9	6	5	12	-	-	-	-	-	58	-13.4%	▼	58
Domestic and Family - Level 1	2013	3	8	6	4	8	1	7	2	20	9	5	5	37			78
	2014	2	10	1	-	5	5	1	-	-	-	-	-	24	-35.1%	▼	24
Domestic and Family - Level 2	2013	7	7	3	3	4	7	7	2	4	5	2	7	38			58
	2014	2	2	-	3	1	5	8	-	-	-	-	-	21	-44.7%	▼	21
General Civil	2013	1	-	-	-	-	-	-	-	-	-	-	-	1			1
	2013	-	-	-	-	2	1	-	3	1	2	2	-	3			11
General Civil - Level 1	2013	-	-	-	-	2	1	-	3	1	2	2	-	3			11
	2014	-	-	2	1	1	1	2	-	-	-	-	-	7	133.3%	▲	7
General Civil - Level 2	2013	12	9	10	13	10	9	8	12	7	9	8	15	71			122
	2014	12	10	5	10	12	8	7	-	-	-	-	-	64	-9.9%	▼	64
General Civil - Level 3	2013	-	5	5	7	1	5	1	4	2	6	5	2	24			43
	2014	7	4	4	8	5	3	7	-	-	-	-	-	38	58.3%	▲	38
Miscellaneous	2013	199	172	119	136	100	77	63	84	61	100	57	54	866			1,222
	2014	70	135	131	78	110	87	118	-	-	-	-	-	729	-15.8%	▼	729
Misdemeanor	2013	82	57	92	110	73	107	84	86	51	73	66	70	605			951
	2014	66	52	74	81	81	76	39	-	-	-	-	-	469	-22.5%	▼	469
Non-Capital Felonies and Related Matters	2013	155	167	377	532	117	290	222	321	88	221	174	157	1,860			2,821
	2014	174	127	150	119	144	201	130	-	-	-	-	-	1,045	-43.8%	▼	1,045
Other	2013	3	-	4	1	4	7	3	3	1	3	-	-	22			29
	2014	1	6	1	-	5	3	3	-	-	-	-	-	19	-13.6%	▼	19
Other Criminally Related Matters	2013	3	3	14	3	10	3	8	11	19	15	3	9	44			101
	2014	3	5	5	8	5	6	12	-	-	-	-	-	44	0.0%	↔	44
Probates/Wills and Trusts - Level 1	2013	-	-	-	-	-	-	-	-	1	-	-	-	0			1
	2014	-	-	1	-	-	-	1	-	-	-	-	-	2	0.0%	↔	2
Probates/Wills and Trusts - Level 2	2013	2	3	1	-	3	-	4	3	2	1	3	1	13			23
	2014	1	-	3	1	3	4	3	-	-	-	-	-	15	15.4%	▲	15
Uncontested Divorce	2013	18	17	27	25	17	20	13	29	24	20	10	15	137			235
	2014	27	18	23	16	14	11	14	-	-	-	-	-	123	-10.2%	▼	123

Type of Court: Circuit

Locale/Circuit: Prince William 31

Start/End Date: Jan-13 / Jul-14

Type of Case: Filings

AVG. Month: 1,441

2013 AVG Month: 1,467

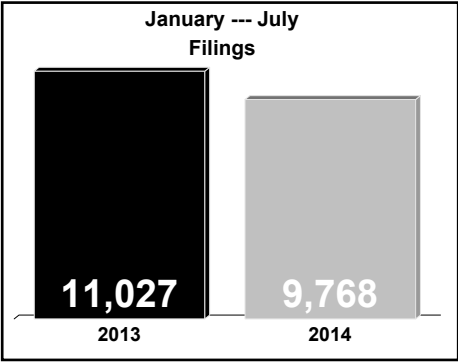
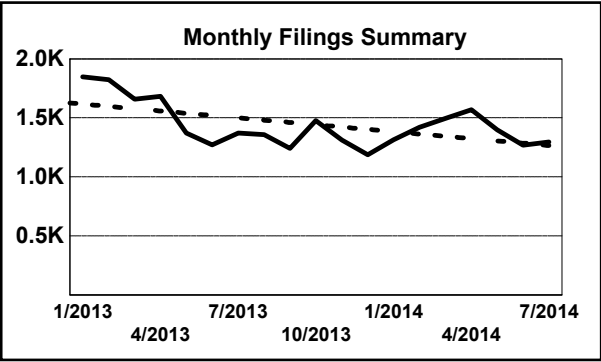
2014 AVG Month: 1,395

Jan-Jul 2013: 11,027

Jan-Jul 2014: 9,768

Filings Trending: Downward ▼

D
a
s
h
b
o
a
r
d



	Jan	Feb	Mar	Apr	May	Jun	Jul	Aug	Sep	Oct	Nov	Dec	Thru Jul	% Change	Trending	Total
2013	1,847	1,824	1,659	1,682	1,372	1,271	1,372	1,359	1,243	1,476	1,313	1,189	11,027			17,607
2014	1,316	1,421	1,497	1,570	1,398	1,269	1,297	-	-	-	-	-	9,768	-11.4%	▼	9,768

		Jan	Feb	Mar	Apr	May	Jun	Jul	Aug	Sep	Oct	Nov	Dec	Thru Jul	% Change	Trending	Total
Administrative Law	2013	1	-	1	2	3	2	1	1	1	1	3	2	10			18
	2014	2	1	-	1	1	-	-	-	-	-	-	-	5	-50.0%	▼	5
Contested Divorce	2013	25	35	44	41	36	23	27	29	32	37	28	32	231			389
	2014	39	27	30	40	39	23	34	-	-	-	-	-	232	0.4%	▲	232
Domestic and Family - Level 1	2013	22	12	4	30	12	14	8	11	25	12	24	11	102			185
	2014	4	13	16	22	17	19	44	-	-	-	-	-	135	32.4%	▲	135
Domestic and Family - Level 2	2013	13	8	7	13	12	15	13	12	19	28	20	13	81			173
	2014	11	21	10	16	15	7	14	-	-	-	-	-	94	16.0%	▲	94
General Civil - Level 1	2013	2	4	2	3	3	3	-	3	5	2	2	2	17			31
	2014	4	3	3	3	6	3	1	-	-	-	-	-	23	35.3%	▲	23
General Civil - Level 2	2013	72	73	75	85	56	54	83	69	54	75	70	91	498			857
	2014	79	54	79	86	95	65	44	-	-	-	-	-	502	0.8%	▲	502
General Civil - Level 3	2013	39	34	34	35	35	31	29	24	25	34	25	24	237			369
	2014	30	29	25	31	35	21	21	-	-	-	-	-	192	-19.0%	▼	192
Miscellaneous	2013	1,040	911	851	720	587	440	577	520	435	602	481	499	5,126			7,663
	2014	603	627	619	581	475	491	475	-	-	-	-	-	3,871	-24.5%	▼	3,871
Misdemeanor	2013	105	168	103	145	116	142	117	145	93	98	95	111	896			1,438
	2014	97	116	88	167	107	122	132	-	-	-	-	-	829	-7.5%	▼	829
Non-Capital Felonies and Related Matters	2013	269	380	248	355	313	322	277	301	335	303	337	249	2,164			3,689
	2014	229	285	415	353	368	323	291	-	-	-	-	-	2,264	4.6%	▲	2,264
Other	2013	90	59	79	67	52	53	67	61	82	63	77	55	467			805
	2014	67	93	59	81	70	62	93	-	-	-	-	-	525	12.4%	▲	525
Other Criminally Related Matters	2013	66	47	100	90	52	75	56	92	34	98	71	51	486			832
	2014	72	79	51	72	55	54	57	-	-	-	-	-	440	-9.5%	▼	440
Probates/Wills and Trusts - Level 1	2013	-	-	-	2	1	-	-	-	-	-	1	-	3			4
	2014	-	2	1	-	2	1	1	-	-	-	-	-	7	133.3%	▲	7
Probates/Wills and Trusts - Level 2	2013	7	6	9	11	5	10	11	5	5	15	6	6	59			96
	2014	4	9	6	15	7	5	9	-	-	-	-	-	55	-6.8%	▼	55
Protective Orders	2013	6	4	2	2	4	7	7	13	3	4	1	2	32			55
	2014	5	3	2	6	3	2	-	-	-	-	-	-	21	-34.4%	▼	21
Uncontested Divorce	2013	90	83	100	81	85	80	99	73	95	104	72	41	618			1,003
	2014	70	59	93	96	103	71	81	-	-	-	-	-	573	-7.3%	▼	573