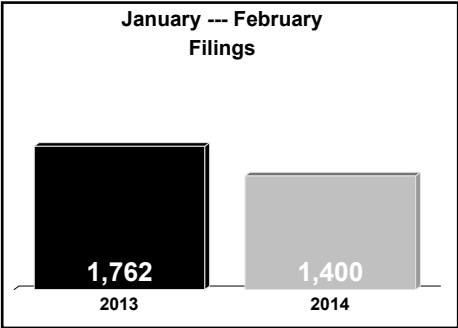
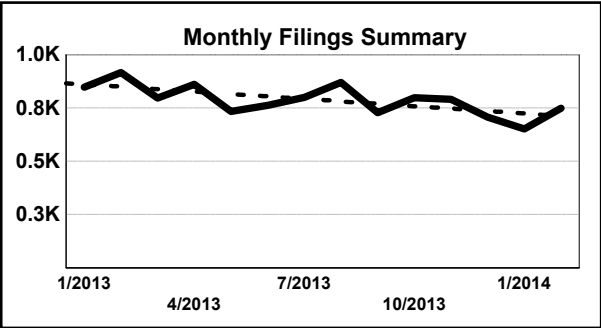


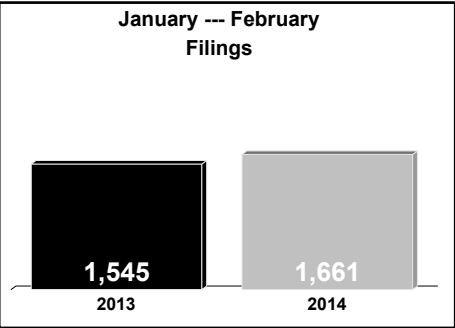
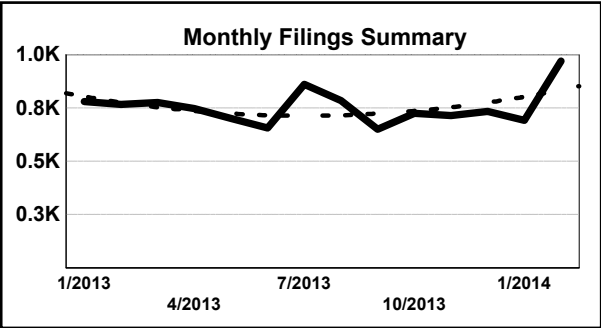
Locale/Circuit: Chesapeake 1
Start/End Date: Jan-13 / Feb-14
Type of Case: Filings
AVG. Month: 786
2013 AVG Month: 800
2014 AVG Month: 700
Jan-Feb 2013: 1,762
Jan-Feb 2014: 1,400
Filings Trending: Downward ↓



	Jan	Feb	Mar	Apr	May	Jun	Jul	Aug	Sep	Oct	Nov	Dec	Thru Feb	% Change	Trending	Total
2013	847	915	796	860	733	762	799	869	728	798	790	707	1,762			9,604
2014	651	749	-	-	-	-	-	-	-	-	-	-	1,400	-20.5%	↓	1,400

		Jan	Feb	Mar	Apr	May	Jun	Jul	Aug	Sep	Oct	Nov	Dec	Thru Feb	% Change	Trending	Total
Administrative Law	2013	-	3	4	5	3	1	1	2	1	3	-	2	3			25
	2014	1	1	-	-	-	-	-	-	-	-	-	-	2	-33.3%	↓	2
Capital Murder	2013	-	-	-	-	-	2	-	-	-	-	-	-	0			2
Contested Divorce	2013	11	31	37	25	23	16	22	22	13	13	20	22	42			255
	2014	18	28	-	-	-	-	-	-	-	-	-	-	46	9.5%	↑	46
Domestic and Family - Level 1	2013	14	22	33	10	13	18	18	16	14	18	4	11	36			191
	2014	8	13	-	-	-	-	-	-	-	-	-	-	21	-41.7%	↓	21
Domestic and Family - Level 2	2013	8	7	9	11	11	15	14	8	11	6	7	9	15			116
	2014	14	8	-	-	-	-	-	-	-	-	-	-	22	46.7%	↑	22
General Civil - Level 1	2013	2	1	4	-	2	2	1	1	1	2	1	2	3			19
	2014	3	1	-	-	-	-	-	-	-	-	-	-	4	33.3%	↑	4
General Civil - Level 2	2013	31	70	33	81	33	34	46	39	41	34	48	40	101			530
	2014	18	51	-	-	-	-	-	-	-	-	-	-	69	-31.7%	↓	69
General Civil - Level 3	2013	13	18	19	32	16	9	33	9	8	16	20	8	31			201
	2014	17	24	-	-	-	-	-	-	-	-	-	-	41	32.3%	↑	41
Miscellaneous	2013	122	110	79	116	88	61	114	103	128	56	87	62	232			1,126
	2014	93	93	-	-	-	-	-	-	-	-	-	-	186	-19.8%	↓	186
Misdemeanor	2013	144	168	157	172	138	160	164	159	126	138	134	161	312			1,821
	2014	129	114	-	-	-	-	-	-	-	-	-	-	243	-22.1%	↓	243
Non-Capital Felonies and Related Matters	2013	385	363	317	283	290	336	277	407	299	392	354	280	748			3,983
	2014	273	306	-	-	-	-	-	-	-	-	-	-	579	-22.6%	↓	579
Other	2013	4	9	9	14	9	6	5	4	7	11	17	6	13			101
	2014	7	9	-	-	-	-	-	-	-	-	-	-	16	23.1%	↑	16
Other Criminally Related Matters	2013	50	47	32	51	41	37	49	44	31	55	45	53	97			535
	2014	18	29	-	-	-	-	-	-	-	-	-	-	47	-51.5%	↓	47
Probates/Wills and Trusts	2013	1	-	1	1	1	-	-	-	-	-	1	-	1			5
Probates/Wills and Trusts - Level 2	2013	4	3	2	11	7	6	6	8	3	5	3	1	7			59
	2014	4	7	-	-	-	-	-	-	-	-	-	-	11	57.1%	↑	11
Uncontested Divorce	2013	58	63	60	48	58	59	49	47	45	49	49	50	121			635
	2014	48	65	-	-	-	-	-	-	-	-	-	-	113	-6.6%	↓	113

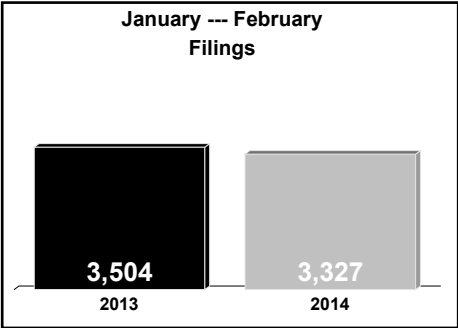
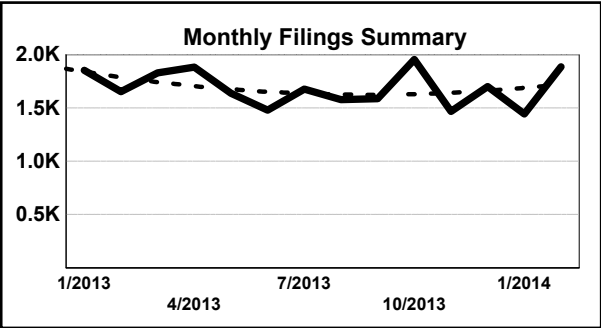
Locale/Circuit: Portsmouth 3
Start/End Date: Jan-13 / Feb-14
Type of Case: Filings
AVG. Month: 754
2013 AVG Month: 741
2014 AVG Month: 831
Jan-Feb 2013: 1,545
Jan-Feb 2014: 1,661
Filings Trending: Upward ↑



	Jan	Feb	Mar	Apr	May	Jun	Jul	Aug	Sep	Oct	Nov	Dec	Thru Feb	% Change	Trending	Total
2013	779	766	775	747	701	656	860	784	650	725	714	733	1,545			8,890
2014	692	969	-	-	-	-	-	-	-	-	-	-	1,661	7.5%	↑	1,661

		Jan	Feb	Mar	Apr	May	Jun	Jul	Aug	Sep	Oct	Nov	Dec	Thru Feb	% Change	Trending	Total
Administrative Law	2013	-	-	-	-	-	1	-	-	1	2	-	-	0			4
	2014	-	1	-	-	-	-	-	-	-	-	-	-	1	0.0%	↔	1
Capital Murder	2013	-	-	-	2	-	2	1	-	-	-	1	1	0			7
Contested Divorce	2013	5	8	9	9	6	9	9	11	5	11	15	11	13			108
	2014	4	6	-	-	-	-	-	-	-	-	-	-	10	-23.1%	↓	10
Domestic and Family - Level 1	2013	8	6	16	13	14	11	15	13	19	12	5	16	14			148
	2014	7	15	-	-	-	-	-	-	-	-	-	-	22	57.1%	↑	22
Domestic and Family - Level 2	2013	4	2	5	8	8	4	2	5	3	7	5	6	6			59
	2014	9	-	-	-	-	-	-	-	-	-	-	-	9	50.0%	↑	9
General Civil - Level 1	2013	1	-	5	5	2	22	10	7	2	20	14	11	1			99
	2014	22	26	-	-	-	-	-	-	-	-	-	-	48	4,700.0%	↑	48
General Civil - Level 2	2013	25	23	16	30	18	28	37	21	27	22	18	22	48			287
	2014	20	30	-	-	-	-	-	-	-	-	-	-	50	4.2%	↑	50
General Civil - Level 3	2013	110	149	93	95	100	67	152	201	124	66	103	108	259			1,368
	2014	121	110	-	-	-	-	-	-	-	-	-	-	231	-10.8%	↓	231
Miscellaneous	2013	192	158	161	156	127	122	114	101	86	125	113	123	350			1,578
	2014	152	164	-	-	-	-	-	-	-	-	-	-	316	-9.7%	↓	316
Misdemeanor	2013	105	106	139	144	141	106	123	99	98	137	131	127	211			1,456
	2014	102	107	-	-	-	-	-	-	-	-	-	-	209	-0.9%	↓	209
Non-Capital Felonies and Related Matters	2013	206	215	227	162	172	209	268	191	153	212	209	204	421			2,428
	2014	166	395	-	-	-	-	-	-	-	-	-	-	561	33.3%	↑	561
Other	2013	61	45	44	52	57	31	60	60	72	57	45	48	106			632
	2014	41	45	-	-	-	-	-	-	-	-	-	-	86	-18.9%	↓	86
Other Criminally Related Matters	2013	34	29	30	44	31	19	30	42	34	34	33	34	63			394
	2014	17	36	-	-	-	-	-	-	-	-	-	-	53	-15.9%	↓	53
Probates/Wills and Trusts - Level 1	2013	-	-	-	-	-	-	1	-	-	-	-	1	0			2
	2014	1	-	-	-	-	-	-	-	-	-	-	-	1	0.0%	↔	1
Probates/Wills and Trusts - Level 2	2013	3	2	4	-	2	1	4	1	1	1	2	3	5			24
	2014	4	5	-	-	-	-	-	-	-	-	-	-	9	80.0%	↑	9
Protective Orders	2013	3	1	2	-	1	1	2	2	-	-	2	2	4			16
	2014	1	2	-	-	-	-	-	-	-	-	-	-	3	-25.0%	↓	3
Uncontested Divorce	2013	22	22	24	27	22	23	32	30	25	19	18	16	44			280
	2014	25	27	-	-	-	-	-	-	-	-	-	-	52	18.2%	↑	52

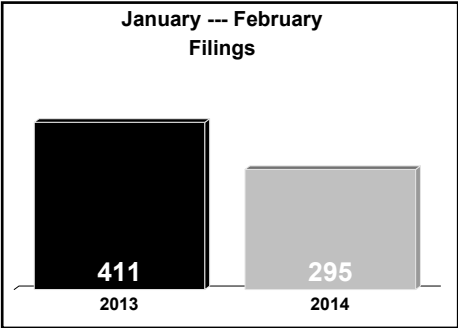
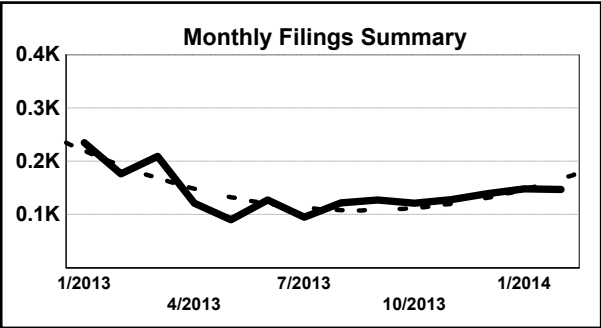
Locale/Circuit: Norfolk 4
Start/End Date: Jan-13 / Feb-14
Type of Case: Filings
AVG. Month: 1,687
2013 AVG Month: 1,691
2014 AVG Month: 1,664
Jan-Feb 2013: 3,504
Jan-Feb 2014: 3,327
Filings Trending: Downward ↓



	Jan	Feb	Mar	Apr	May	Jun	Jul	Aug	Sep	Oct	Nov	Dec	Thru Feb	% Change	Trending	Total
2013	1,852	1,652	1,828	1,883	1,636	1,479	1,675	1,576	1,585	1,953	1,466	1,701	3,504			20,286
2014	1,443	1,884	-	-	-	-	-	-	-	-	-	-	3,327	-5.1%	↓	3,327

		Jan	Feb	Mar	Apr	May	Jun	Jul	Aug	Sep	Oct	Nov	Dec	Thru Feb	% Change	Trending	Total
Administrative Law	2013	2	-	-	1	2	-	-	-	2	1	-	-	2			8
	2014	2	2	-	-	-	-	-	-	-	-	-	-	4	100.0%	↑	4
Capital Murder	2013	-	-	-	-	1	-	-	-	-	-	-	-	0			1
Contested Divorce	2013	84	97	125	87	93	90	79	118	90	117	86	97	181			1,163
	2014	78	144	-	-	-	-	-	-	-	-	-	-	222	22.7%	↑	222
Domestic and Family - Level 1	2013	16	24	28	39	27	15	31	25	20	16	29	18	40			288
	2014	28	17	-	-	-	-	-	-	-	-	-	-	45	12.5%	↑	45
Domestic and Family - Level 2	2013	30	22	30	16	34	21	23	24	20	18	24	20	52			282
	2014	13	19	-	-	-	-	-	-	-	-	-	-	32	-38.5%	↓	32
General Civil - Level 1	2013	5	-	3	-	2	-	-	-	-	1	1	-	5			12
General Civil - Level 2	2013	64	55	65	51	53	57	62	70	48	65	41	46	119			677
	2014	47	61	-	-	-	-	-	-	-	-	-	-	108	-9.2%	↓	108
General Civil - Level 3	2013	46	46	52	69	34	53	70	75	61	72	44	74	92			696
	2014	50	58	-	-	-	-	-	-	-	-	-	-	108	17.4%	↑	108
Miscellaneous	2013	463	451	410	398	304	279	322	287	306	305	279	310	914			4,114
	2014	286	409	-	-	-	-	-	-	-	-	-	-	695	-24.0%	↓	695
Misdemeanor	2013	249	182	229	235	239	164	226	184	229	221	183	241	431			2,582
	2014	164	199	-	-	-	-	-	-	-	-	-	-	363	-15.8%	↓	363
Non-Capital Felonies and Related Matters	2013	555	398	442	548	496	464	471	437	468	693	432	539	953			5,943
	2014	443	562	-	-	-	-	-	-	-	-	-	-	1,005	5.5%	↑	1,005
Other	2013	23	33	22	35	27	23	23	31	25	35	21	17	56			315
	2014	26	33	-	-	-	-	-	-	-	-	-	-	59	5.4%	↑	59
Other Criminally Related Matters	2013	92	89	108	122	89	95	114	94	90	131	88	108	181			1,220
	2014	64	94	-	-	-	-	-	-	-	-	-	-	158	-12.7%	↓	158
Probates/Wills and Trusts - Level 1	2013	1	-	-	-	1	-	-	-	-	-	1	-	1			3
	2014	1	-	-	-	-	-	-	-	-	-	-	-	1	0.0%	↔	1
Probates/Wills and Trusts - Level 2	2013	13	15	18	15	11	18	11	10	13	10	9	7	28			150
	2014	17	10	-	-	-	-	-	-	-	-	-	-	27	-3.6%	↓	27
Protective Orders	2013	1	3	2	1	4	3	3	3	2	1	3	2	4			28
	2014	1	1	-	-	-	-	-	-	-	-	-	-	2	-50.0%	↓	2
Uncontested Divorce	2013	208	237	294	266	219	197	240	218	211	267	225	222	445			2,804
	2014	223	275	-	-	-	-	-	-	-	-	-	-	498	11.9%	↑	498

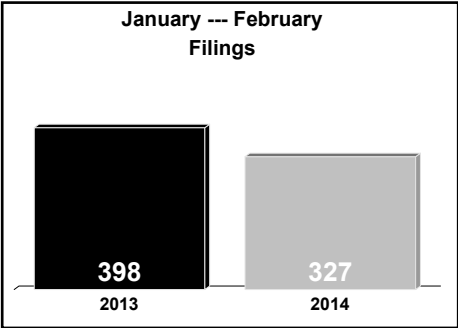
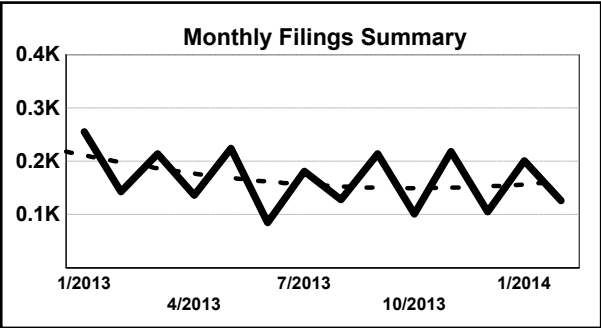
Locale/Circuit: Isle of Wight 5
Start/End Date: Jan-13 / Feb-14
Type of Case: Filings
AVG. Month: 142
2013 AVG Month: 141
2014 AVG Month: 148
Jan-Feb 2013: 411
Jan-Feb 2014: 295
Filings Trending: Downward ↓



	Jan	<u>Feb</u>	Mar	Apr	May	Jun	Jul	Aug	Sep	Oct	Nov	Dec	Thru Feb	% Change	Trending	<u>Total</u>
2013	235	176	209	121	90	127	95	122	127	121	128	139	411			1,690
2014	148	147	-	-	-	-	-	-	-	-	-	-	295	-28.2%	↓	295

		Jan	<u>Feb</u>	Mar	Apr	May	Jun	Jul	Aug	Sep	Oct	Nov	Dec	Thru Feb	% Change	Trending	<u>Total</u>
Administrative Law	2013	-	-	-	-	-	-	-	-	1	-	-	-	0			1
Contested Divorce	2013	3	3	4	3	3	2	4	3	4	3	1	6	6			39
	2014	1	1	-	-	-	-	-	-	-	-	-	-	2	-66.7%	↓	2
Domestic and Family - Level 1	2013	1	2	3	1	3	1	-	2	1	1	4	2	3	133.3%	↑	21
	2014	2	5	-	-	-	-	-	-	-	-	-	-	7			7
Domestic and Family - Level 2	2013	-	-	1	3	3	2	-	-	-	4	1	3	0	0.0%	↔	17
	2014	2	2	-	-	-	-	-	-	-	-	-	-	4			4
General Civil - Level 2	2013	4	4	7	2	3	5	1	12	6	4	-	1	8	25.0%	↑	49
	2014	6	4	-	-	-	-	-	-	-	-	-	-	10			10
General Civil - Level 3	2013	2	2	-	2	1	2	-	2	3	2	1	-	4	125.0%	↑	17
	2014	3	6	-	-	-	-	-	-	-	-	-	-	9			9
Miscellaneous	2013	165	115	110	77	44	55	65	69	35	65	60	60	280			920
	2014	87	97	-	-	-	-	-	-	-	-	-	-	184	-34.3%	↓	184
Misdemeanor	2013	8	12	9	4	7	17	3	5	16	6	8	-	20			95
	2014	-	6	-	-	-	-	-	-	-	-	-	-	6	-70.0%	↓	6
Non-Capital Felonies and Related Matters	2013	40	27	61	18	16	26	10	17	47	20	36	51	67	-19.4%	↓	369
	2014	34	20	-	-	-	-	-	-	-	-	-	-	54			54
Other	2013	-	-	-	1	1	2	2	-	1	1	-	1	0			9
Other Criminally Related Matters	2013	3	6	3	3	3	5	4	4	1	7	6	3	9			48
	2014	2	2	-	-	-	-	-	-	-	-	-	-	4	-55.6%	↓	4
Probates/Wills and Trusts	2013	-	1	1	-	-	-	-	-	-	-	-	-	1			2
Probates/Wills and Trusts - Level 2	2013	-	1	-	1	1	-	-	1	1	1	3	1	1	300.0%	↑	10
	2014	4	-	-	-	-	-	-	-	-	-	-	-	4			4
Uncontested Divorce	2013	9	3	10	6	5	10	6	7	11	7	8	11	12			93
	2014	7	4	-	-	-	-	-	-	-	-	-	-	11	-8.3%	↓	11

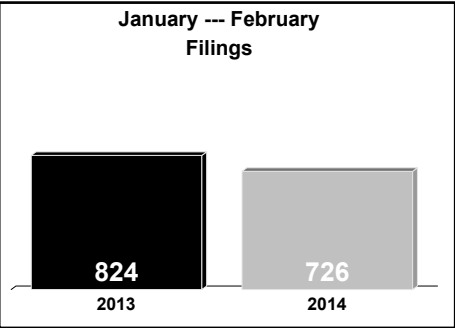
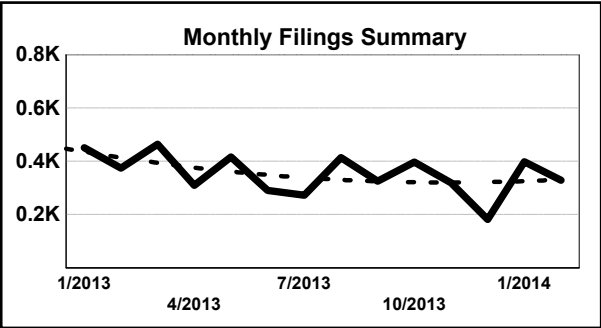
Locale/Circuit: Southampton 5
Start/End Date: Jan-13 / Feb-14
Type of Case: Filings
AVG. Month: 167
2013 AVG Month: 167
2014 AVG Month: 164
Jan-Feb 2013: 398
Jan-Feb 2014: 327
Filings Trending: Downward ↓



	Jan	Feb	Mar	Apr	May	Jun	Jul	Aug	Sep	Oct	Nov	Dec	Thru Feb	% Change	Trending	Total
2013	255	143	214	136	224	85	181	128	214	101	218	105	398			2,004
2014	201	126	-	-	-	-	-	-	-	-	-	-	327	-17.8%	↓	327

		Jan	Feb	Mar	Apr	May	Jun	Jul	Aug	Sep	Oct	Nov	Dec	Thru Feb	% Change	Trending	Total
Contested Divorce	2013	1	-	1	5	1	3	3	1	1	2	1	-	1			19
	2014	1	2	-	-	-	-	-	-	-	-	-	-	3	200.0%	↑	3
Domestic and Family - Level 1	2013	3	1	-	-	2	-	12	-	1	-	3	1	4			23
	2014	2	-	-	-	-	-	-	-	-	-	-	-	2	-50.0%	↓	2
Domestic and Family - Lev	2013	1	-	-	1	-	-	1	4	-	-	-	1	1			8
General Civil - Level 1	2013	1	-	-	-	-	-	1	1	-	-	-	-	1			3
General Civil - Level 2	2013	10	2	4	5	4	2	2	5	5	6	3	1	12			49
	2014	3	2	-	-	-	-	-	-	-	-	-	-	5	-58.3%	↓	5
General Civil - Level 3	2013	13	7	4	15	7	-	1	5	4	8	10	3	20			77
	2014	6	5	-	-	-	-	-	-	-	-	-	-	11	-45.0%	↓	11
Miscellaneous	2013	69	85	53	46	38	36	35	22	28	27	27	38	154			504
	2014	46	49	-	-	-	-	-	-	-	-	-	-	95	-38.3%	↓	95
Misdemeanor	2013	9	7	7	11	25	8	15	7	11	4	7	5	16			116
	2014	17	14	-	-	-	-	-	-	-	-	-	-	31	93.8%	↑	31
Non-Capital Felonies and Related Matters	2013	133	32	127	40	101	22	81	68	88	35	105	46	165			878
	2014	65	39	-	-	-	-	-	-	-	-	-	-	104	-37.0%	↓	104
Other	2013	1	3	-	2	2	3	2	5	-	5	3	1	4			27
	2014	1	3	-	-	-	-	-	-	-	-	-	-	4	0.0%	↔	4
Other Criminally Related Matters	2013	9	1	10	4	38	3	16	3	64	5	55	4	10			212
	2014	53	4	-	-	-	-	-	-	-	-	-	-	57	470.0%	↑	57
Probates/Wills and Trusts - Level 2	2013	1	-	-	-	-	-	1	-	1	-	-	-	1			3
	2014	1	-	-	-	-	-	-	-	-	-	-	-	1	0.0%	↔	1
Protective Orders	2013	-	-	-	-	-	-	-	1	-	-	-	-	0			1
Uncontested Divorce	2013	4	5	8	7	6	8	11	6	11	9	4	5	9			84
	2014	6	8	-	-	-	-	-	-	-	-	-	-	14	55.6%	↑	14

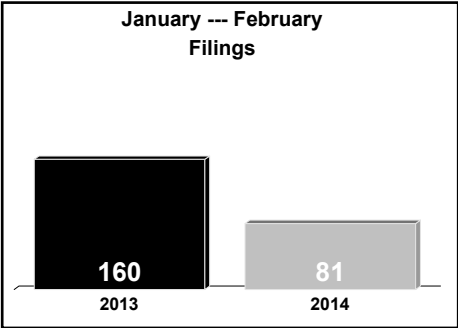
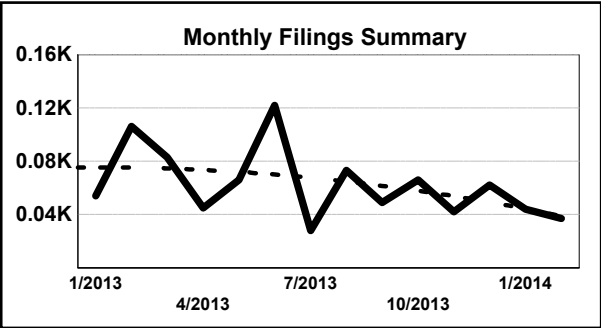
Locale/Circuit: Suffolk 5
Start/End Date: Jan-13 / Feb-14
Type of Case: Filings
AVG. Month: 353
2013 AVG Month: 351
2014 AVG Month: 363
Jan-Feb 2013: 824
Jan-Feb 2014: 726
Filings Trending: Downward ↓



	Jan	Feb	Mar	Apr	May	Jun	Jul	Aug	Sep	Oct	Nov	Dec	Thru Feb	% Change	Trending	Total
2013	450	374	464	309	416	290	272	413	325	397	319	182	824			4,211
2014	398	328	-	-	-	-	-	-	-	-	-	-	726	-11.9%	↓	726

		Jan	Feb	Mar	Apr	May	Jun	Jul	Aug	Sep	Oct	Nov	Dec	Thru Feb	% Change	Trending	Total
Administrative Law	2013	-	-	-	1	-	-	1	1	-	-	1	-	0			4
	2014	-	1	-	-	-	-	-	-	-	-	-	-	1	0.0%	↔	1
Capital Murder	2013	-	-	-	-	-	-	-	-	-	1	1	6	0			8
Contested Divorce	2013	14	14	12	7	14	4	11	8	10	8	9	6	28			117
	2014	4	7	-	-	-	-	-	-	-	-	-	-	11	-60.7%	↓	11
Domestic and Family - Level 1	2013	9	5	5	4	1	6	4	3	4	6	5	1	14			53
	2014	2	3	-	-	-	-	-	-	-	-	-	-	5	-64.3%	↓	5
Domestic and Family - Level 2	2013	5	10	9	11	7	7	4	9	6	5	3	10	15			86
	2014	5	3	-	-	-	-	-	-	-	-	-	-	8	-46.7%	↓	8
General Civil - Level 1	2013	1	-	-	1	1	1	2	1	2	1	2	1	1			13
	2014	3	1	-	-	-	-	-	-	-	-	-	-	4	300.0%	↑	4
General Civil - Level 2	2013	13	16	20	22	16	17	26	16	14	12	15	10	29			197
	2014	18	14	-	-	-	-	-	-	-	-	-	-	32	10.3%	↑	32
General Civil - Level 3	2013	8	14	10	11	13	11	7	14	6	10	8	6	22			118
	2014	7	7	-	-	-	-	-	-	-	-	-	-	14	-36.4%	↓	14
Miscellaneous	2013	16	34	37	33	18	20	23	23	36	22	18	21	50			301
	2014	23	28	-	-	-	-	-	-	-	-	-	-	51	2.0%	↑	51
Misdemeanor	2013	88	59	100	46	63	56	52	58	45	76	66	26	147			735
	2014	71	45	-	-	-	-	-	-	-	-	-	-	116	-21.1%	↓	116
Non-Capital Felonies and Related Matters	2013	241	177	222	145	245	128	113	251	170	224	161	71	418			2,148
	2014	232	195	-	-	-	-	-	-	-	-	-	-	427	2.2%	↑	427
Other	2013	2	1	3	2	5	6	4	-	2	4	2	2	3			33
	2014	1	3	-	-	-	-	-	-	-	-	-	-	4	33.3%	↑	4
Other Criminally Related Matters	2013	20	4	10	7	7	10	10	11	8	10	8	3	24			108
	2014	17	4	-	-	-	-	-	-	-	-	-	-	21	-12.5%	↓	21
Probates/Wills and Trusts	2013	-	-	2	-	-	-	-	-	-	1	-	-	0			3
Probates/Wills and Trusts - Level 2	2013	7	10	6	-	2	1	1	2	1	1	2	1	17			34
	2014	-	1	-	-	-	-	-	-	-	-	-	-	1	-94.1%	↓	1
Uncontested Divorce	2013	26	30	28	19	24	23	14	16	21	16	18	18	56			253
	2014	15	16	-	-	-	-	-	-	-	-	-	-	31	-44.6%	↓	31

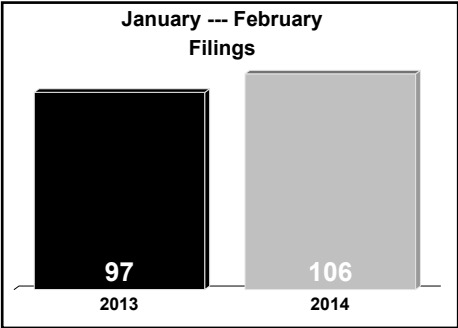
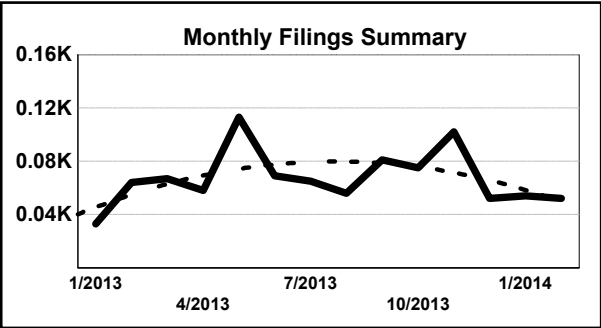
Locale/Circuit: Brunswick 6
Start/End Date: Jan-13 / Feb-14
Type of Case: Filings
AVG. Month: 63
2013 AVG Month: 66
2014 AVG Month: 41
Jan-Feb 2013: 160
Jan-Feb 2014: 81
Filings Trending: Downward ↓



	Jan	Feb	Mar	Apr	May	Jun	Jul	Aug	Sep	Oct	Nov	Dec	Thru Feb	% Change	Trending	Total
2013	54	106	83	45	66	122	28	73	49	66	42	62	160			796
2014	44	37	-	-	-	-	-	-	-	-	-	-	81	-49.4%	↓	81

		Jan	Feb	Mar	Apr	May	Jun	Jul	Aug	Sep	Oct	Nov	Dec	Thru Feb	% Change	Trending	Total
Contested Divorce	2013	1	-	2	1	-	1	-	1	6	3	1	3	1			19
	2014	-	1	-	-	-	-	-	-	-	-	-	-	1	0.0%	↔	1
Domestic and Family - Lev	2013	1	1	1	-	1	1	-	-	2	-	-	-	2			7
Domestic and Family - Lev	2013	-	-	-	-	-	-	-	-	1	-	-	1	0			2
General Civil - Level 2	2013	5	-	2	1	2	2	1	2	1	4	-	1	5			21
	2014	1	-	-	-	-	-	-	-	-	-	-	-	1	-80.0%	↓	1
General Civil - Level 3	2013	2	2	-	3	-	3	5	-	-	-	-	1	4			16
	2014	-	2	-	-	-	-	-	-	-	-	-	-	2	-50.0%	↓	2
Miscellaneous	2013	2	7	3	4	7	1	5	2	2	1	3	5	9			42
	2014	2	7	-	-	-	-	-	-	-	-	-	-	9	0.0%	↔	9
Misdemeanor	2013	17	29	25	11	13	35	-	26	9	34	10	15	46			224
	2014	16	11	-	-	-	-	-	-	-	-	-	-	27	-41.3%	↓	27
Non-Capital Felonies and Related Matters	2013	20	63	38	17	26	72	16	36	24	21	22	34	83			389
	2014	13	13	-	-	-	-	-	-	-	-	-	-	26	-68.7%	↓	26
Other	2013	1	-	-	-	1	-	-	1	-	1	2	-	1			6
	2014	1	-	-	-	-	-	-	-	-	-	-	-	1	0.0%	↔	1
Other Criminally Related Matters	2013	1	2	9	5	9	4	-	4	1	-	3	1	3			39
	2014	9	1	-	-	-	-	-	-	-	-	-	-	10	233.3%	↑	10
Probates/Wills and Trusts	2013	-	-	-	1	1	1	-	-	-	1	-	-	0			4
Uncontested Divorce	2013	4	2	3	2	6	2	1	1	3	1	1	1	6			27
	2014	2	2	-	-	-	-	-	-	-	-	-	-	4	-33.3%	↓	4

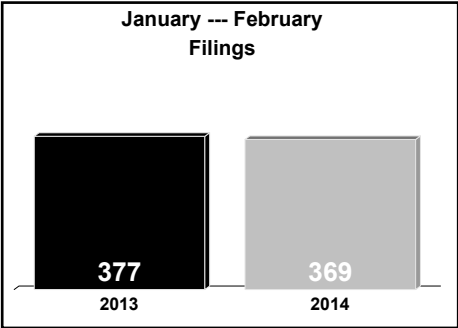
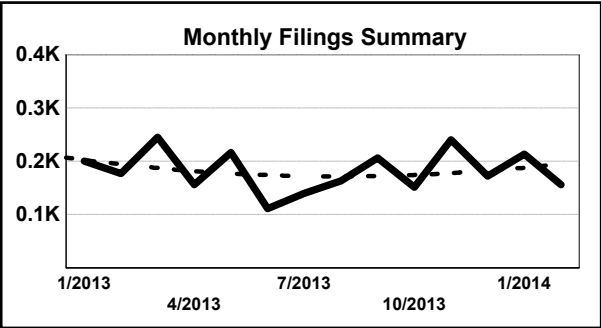
Locale/Circuit: Greenville 6
Start/End Date: Jan-13 / Feb-14
Type of Case: Filings
AVG. Month: 67
2013 AVG Month: 70
2014 AVG Month: 53
Jan-Feb 2013: 97
Jan-Feb 2014: 106
Filings Trending: Upward ↑



	Jan	Feb	Mar	Apr	May	Jun	Jul	Aug	Sep	Oct	Nov	Dec	Thru Feb	% Change	Trending	Total
2013	33	64	67	58	113	69	65	56	81	75	102	52	97			835
2014	54	52	-	-	-	-	-	-	-	-	-	-	106	9.3%	↑	106

		Jan	Feb	Mar	Apr	May	Jun	Jul	Aug	Sep	Oct	Nov	Dec	Thru Feb	% Change	Trending	Total
Administrative Law	2013	-	-	-	-	-	-	-	-	-	1	-	-	0			1
Capital Murder	2013	-	-	-	-	-	-	-	-	-	-	-	1	0			1
Contested Divorce	2013	-	3	4	2	5	2	-	3	-	2	4	1	3			26
	2014	1	3	-	-	-	-	-	-	-	-	-	-	4	33.3%	↑	4
Domestic and Family - Lev	2013	2	-	1	-	1	3	-	-	-	-	1	1	2			9
Domestic and Family - Level 2	2013	-	-	-	-	1	-	-	1	-	-	1	-	0			3
	2014	1	-	-	-	-	-	-	-	-	-	-	-	1	0.0%	↔	1
General Civil - Level 1	2013	-	-	-	1	-	-	-	-	-	-	-	-	0			1
General Civil - Level 2	2013	5	9	6	3	6	4	1	3	4	6	4	4	14			55
	2014	3	2	-	-	-	-	-	-	-	-	-	-	5	-64.3%	↓	5
General Civil - Level 3	2013	-	-	3	5	2	2	3	3	21	5	5	2	0			51
	2014	1	4	-	-	-	-	-	-	-	-	-	-	5	0.0%	↔	5
Miscellaneous	2013	-	6	6	6	3	4	9	5	4	12	5	6	6			66
	2014	8	6	-	-	-	-	-	-	-	-	-	-	14	133.3%	↑	14
Misdemeanor	2013	3	5	9	4	27	3	5	5	9	5	10	7	8			92
	2014	3	6	-	-	-	-	-	-	-	-	-	-	9	12.5%	↑	9
Non-Capital Felonies and Related Matters	2013	15	35	27	25	59	47	41	20	37	32	57	26	50			421
	2014	31	25	-	-	-	-	-	-	-	-	-	-	56	12.0%	↑	56
Other	2013	-	2	2	1	1	-	1	-	1	1	1	1	2			11
Other Criminally Related Matters	2013	4	1	7	9	3	2	3	14	3	4	13	-	5			63
	2014	4	5	-	-	-	-	-	-	-	-	-	-	9	80.0%	↑	9
Probates/Wills and Trusts	2014	-	1	-	-	-	-	-	-	-	-	-	-	1			1
Uncontested Divorce	2013	4	3	2	2	5	2	2	2	2	7	1	3	7			35
	2014	2	-	-	-	-	-	-	-	-	-	-	-	2	-71.4%	↓	2

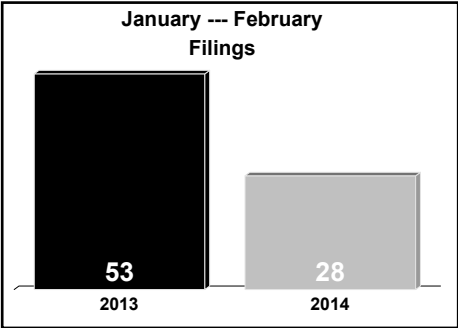
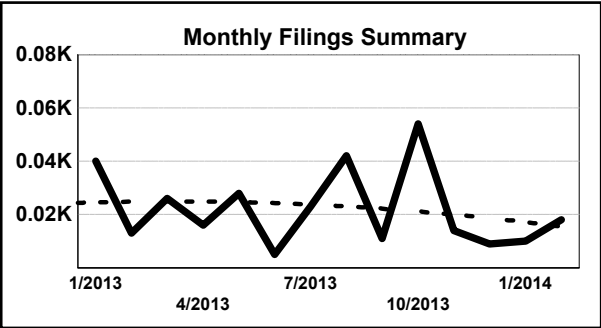
Locale/Circuit: Prince George 6
Start/End Date: Jan-13 / Feb-14
Type of Case: Filings
AVG. Month: 182
2013 AVG Month: 181
2014 AVG Month: 185
Jan-Feb 2013: 377
Jan-Feb 2014: 369
Filings Trending: Steady ➡



	Jan	Feb	Mar	Apr	May	Jun	Jul	Aug	Sep	Oct	Nov	Dec	Thru Feb	% Change	Trending	Total
2013	200	177	245	156	216	111	140	163	206	151	240	172	377			2,177
2014	213	156	-	-	-	-	-	-	-	-	-	-	369	-2.1%	↓	369

		Jan	Feb	Mar	Apr	May	Jun	Jul	Aug	Sep	Oct	Nov	Dec	Thru Feb	% Change	Trending	Total
Administrative Law	2013	1	1	-	-	1	-	1	-	2	-	-	1	2			7
	2014	-	1	-	-	-	-	-	-	-	-	-	-	1	-50.0%	↓	1
Contested Divorce	2013	1	5	7	3	3	1	1	4	7	5	3	2	6			42
	2014	5	2	-	-	-	-	-	-	-	-	-	-	7	16.7%	↑	7
Domestic and Family - Level 1	2013	2	2	1	2	8	2	9	5	3	9	4	1	4			48
	2014	2	1	-	-	-	-	-	-	-	-	-	-	3	-25.0%	↓	3
Domestic and Family - Lev	2013	2	1	1	2	-	1	2	2	7	-	-	2	3			20
General Civil - Level 2	2013	5	1	7	2	4	6	8	6	5	6	3	6	6			59
	2014	6	2	-	-	-	-	-	-	-	-	-	-	8	33.3%	↑	8
General Civil - Level 3	2013	1	5	7	2	3	7	1	5	-	4	2	2	6			39
	2014	1	1	-	-	-	-	-	-	-	-	-	-	2	-66.7%	↓	2
Miscellaneous	2013	124	116	105	77	54	39	46	55	56	58	66	75	240			871
	2014	88	81	-	-	-	-	-	-	-	-	-	-	169	-29.6%	↓	169
Misdemeanor	2013	8	10	17	4	25	13	19	14	28	17	31	12	18			198
	2014	23	16	-	-	-	-	-	-	-	-	-	-	39	116.7%	↑	39
Non-Capital Felonies and Related Matters	2013	36	22	76	36	103	24	40	57	69	31	115	56	58			665
	2014	65	35	-	-	-	-	-	-	-	-	-	-	100	72.4%	↑	100
Other	2013	2	2	1	6	2	5	3	6	8	2	2	3	4			42
	2014	2	7	-	-	-	-	-	-	-	-	-	-	9	125.0%	↑	9
Other Criminally Related Matters	2013	14	5	8	10	1	6	5	3	10	8	2	6	19			78
	2014	9	4	-	-	-	-	-	-	-	-	-	-	13	-31.6%	↓	13
Probates/Wills and Trusts - Level 2	2013	-	1	1	1	1	1	-	-	-	2	3	-	1			10
	2014	2	1	-	-	-	-	-	-	-	-	-	-	3	200.0%	↑	3
Uncontested Divorce	2013	4	6	14	11	11	6	5	6	11	9	9	6	10			98
	2014	10	5	-	-	-	-	-	-	-	-	-	-	15	50.0%	↑	15

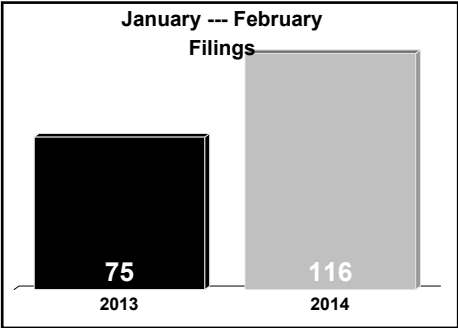
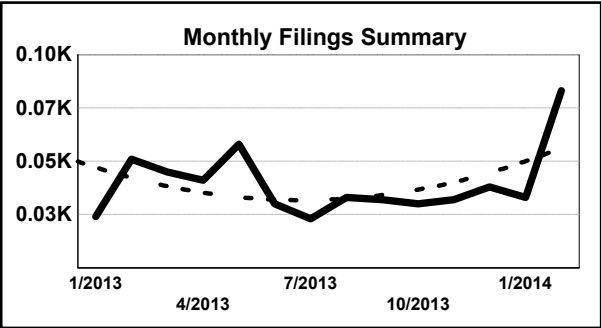
Locale/Circuit: Surry 6
Start/End Date: Jan-13 / Feb-14
Type of Case: Filings
AVG. Month: 22
2013 AVG Month: 23
2014 AVG Month: 14
Jan-Feb 2013: 53
Jan-Feb 2014: 28
Filings Trending: Downward ↓



	Jan	Feb	Mar	Apr	May	Jun	Jul	Aug	Sep	Oct	Nov	Dec	Thru Feb	% Change	Trending	Total
2013	40	13	26	16	28	5	23	42	11	54	14	9	53			281
2014	10	18	-	-	-	-	-	-	-	-	-	-	28	-47.2%	↓	28

		Jan	Feb	Mar	Apr	May	Jun	Jul	Aug	Sep	Oct	Nov	Dec	Thru Feb	% Change	Trending	Total
Contested Divorce	2013	1	1	1	3	-	-	-	-	-	2	1	-	2			9
	2014	2	-	-	-	-	-	-	-	-	-	-	-	2	0.0%	↔	2
Domestic and Family - Lev	2013	-	-	-	-	-	-	1	-	-	-	-	-	0			1
	2014	3	5	4	-	4	1	2	2	2	1	-	2	8	-62.5%	↓	26
General Civil - Level 2	2013	1	2	-	-	-	-	-	-	-	-	-	-	3			3
	2014	1	2	2	-	1	-	-	2	-	4	3	-	3			15
General Civil - Level 3	2013	1	5	-	-	-	-	-	-	-	-	-	-	6	100.0%	↑	6
	2014	3	1	4	5	1	-	4	7	4	-	2	1	4	50.0%	↑	32
Miscellaneous	2013	2	4	-	-	-	-	-	-	-	-	-	-	6			6
	2014	13	-	3	-	9	-	10	2	3	2	1	3	13	-84.6%	↓	46
Misdemeanor	2013	2	-	-	-	-	-	-	-	-	-	-	-	2			2
	2014	15	1	7	6	11	2	4	25	2	43	5	-	16	-62.5%	↓	121
Non-Capital Felonies and Related Matters	2013	-	6	-	-	-	-	-	-	-	-	-	-	6			6
	2014	1	-	1	-	-	-	1	-	-	-	1	1	1			5
Other	2013	-	1	-	-	1	-	-	1	-	-	-	1	1			4
	2014	1	-	-	-	-	-	-	-	-	-	-	-	1	0.0%	↔	1
Other Criminally Related Matters	2013	-	-	1	-	-	-	-	-	-	-	-	-	0			1
	2014	3	2	3	2	1	2	1	3	-	2	1	1	5			21
Probates/Wills and Trusts	2013	1	1	-	-	-	-	-	-	-	-	-	-	2	-60.0%	↓	2
	2014	1	1	-	-	-	-	-	-	-	-	-	-	2			2
Uncontested Divorce	2013	1	1	-	-	-	-	-	-	-	-	-	-	2			2
	2014	1	1	-	-	-	-	-	-	-	-	-	-	2			2

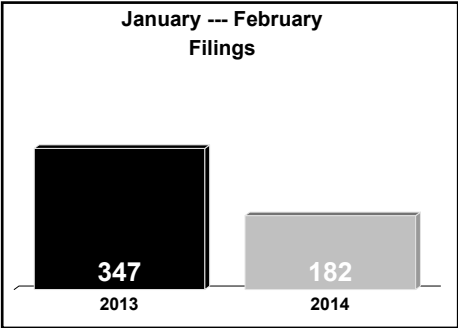
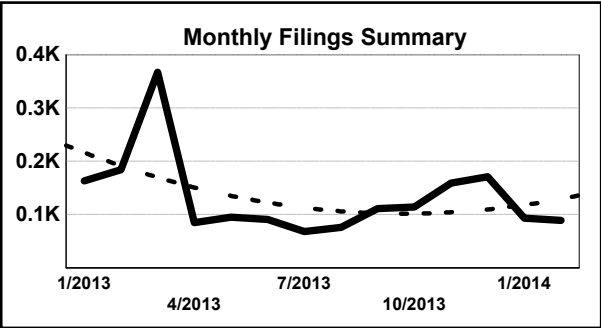
Locale/Circuit: Sussex 6
Start/End Date: Jan-13 / Feb-14
Type of Case: Filings
AVG. Month: 40
2013 AVG Month: 36
2014 AVG Month: 58
Jan-Feb 2013: 75
Jan-Feb 2014: 116
Filings Trending: Upward ↑



	Jan	Feb	Mar	Apr	May	Jun	Jul	Aug	Sep	Oct	Nov	Dec	Thru Feb	% Change	Trending	Total
2013	24	51	45	41	58	30	23	33	32	30	32	38	75			437
2014	33	83	-	-	-	-	-	-	-	-	-	-	116	54.7%	↑	116

		Jan	Feb	Mar	Apr	May	Jun	Jul	Aug	Sep	Oct	Nov	Dec	Thru Feb	% Change	Trending	Total
Administrative Law	2013	-	-	-	-	1	-	-	1	-	-	-	-	0			2
Capital Murder	2013	-	2	-	-	-	-	-	-	-	-	-	-	2			2
Contested Divorce	2013	1	2	3	1	-	-	-	2	2	-	-	1	3			12
	2014	2	-	-	-	-	-	-	-	-	-	-	-	2	-33.3%	↓	2
Domestic and Family - Lev	2013	-	-	3	3	3	-	-	-	-	-	-	-	0			9
Domestic and Family - Lev	2013	-	-	-	1	-	-	-	-	-	-	-	-	0			1
General Civil - Level 2	2013	2	2	1	2	1	-	-	3	4	-	2	-	4			17
	2014	2	2	-	-	-	-	-	-	-	-	-	-	4	0.0%	↔	4
General Civil - Level 3	2013	-	3	2	-	1	1	1	1	2	-	-	-	3			11
	2014	14	23	-	-	-	-	-	-	-	-	-	-	37	1,133.3%	↑	37
Miscellaneous	2013	4	-	1	4	1	2	1	2	3	5	1	4	4			28
	2014	3	3	-	-	-	-	-	-	-	-	-	-	6	50.0%	↑	6
Misdemeanor	2013	4	11	6	9	7	8	6	6	5	9	7	11	15			89
	2014	2	18	-	-	-	-	-	-	-	-	-	-	20	33.3%	↑	20
Non-Capital Felonies and Related Matters	2013	6	13	24	6	37	8	9	4	11	11	8	12	19			149
	2014	7	20	-	-	-	-	-	-	-	-	-	-	27	42.1%	↑	27
Other	2013	2	1	-	-	1	1	1	-	1	-	2	-	3			9
	2014	1	5	-	-	-	-	-	-	-	-	-	-	6	100.0%	↑	6
Other Criminally Related Matters	2013	3	17	3	15	4	9	5	13	4	4	11	8	20			96
	2014	-	9	-	-	-	-	-	-	-	-	-	-	9	-55.0%	↓	9
Probates/Wills and Trusts	2014	-	1	-	-	-	-	-	-	-	-	-	-	1			1
Probates/Wills and Trusts	2013	-	-	2	-	1	1	-	-	-	-	-	-	0			4
Uncontested Divorce	2013	2	-	-	-	1	-	-	1	-	1	1	2	2			8
	2014	2	2	-	-	-	-	-	-	-	-	-	-	4	100.0%	↑	4

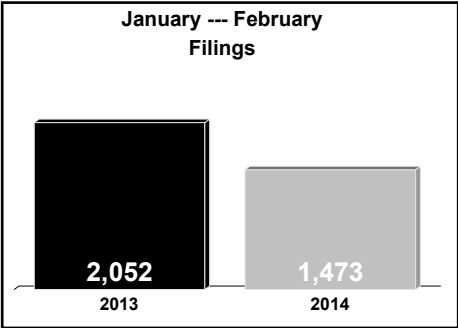
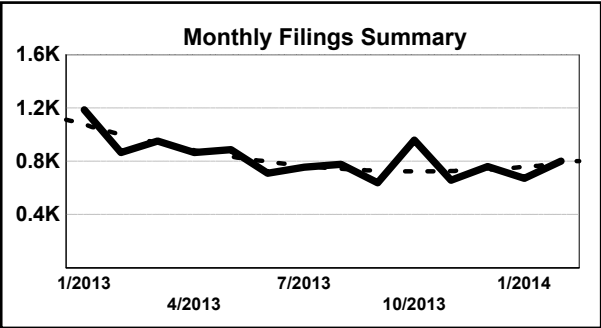
Locale/Circuit: Hopewell 6
Start/End Date: Jan-13 / Feb-14
Type of Case: Filings
AVG. Month: 133
2013 AVG Month: 140
2014 AVG Month: 91
Jan-Feb 2013: 347
Jan-Feb 2014: 182
Filings Trending: Downward ↓



	Jan	Feb	Mar	Apr	May	Jun	Jul	Aug	Sep	Oct	Nov	Dec	Thru Feb	% Change	Trending	Total
2013	163	184	367	85	95	91	68	76	111	114	159	171	347			1,684
2014	93	89	-	-	-	-	-	-	-	-	-	-	182	-47.6%	↓	182

		Jan	Feb	Mar	Apr	May	Jun	Jul	Aug	Sep	Oct	Nov	Dec	Thru Feb	% Change	Trending	Total
Capital Murder	2013	-	-	-	-	-	-	-	-	-	-	-	2	0			2
Contested Divorce	2013	1	2	7	1	2	7	2	-	1	2	1	2	3			28
	2014	1	1	-	-	-	-	-	-	-	-	-	-	2	-33.3%	↓	2
Domestic and Family - Level 1	2013	7	8	9	-	2	-	4	11	7	3	8	5	15			64
	2014	1	8	-	-	-	-	-	-	-	-	-	-	9	-40.0%	↓	9
Domestic and Family - Level 2	2013	-	2	3	1	2	-	-	-	-	1	-	-	2			9
	2014	1	1	-	-	-	-	-	-	-	-	-	-	2	0.0%	↔	2
General Civil - Level 1	2013	-	-	-	-	-	1	-	-	-	-	-	-	0			1
General Civil - Level 2	2013	3	9	3	3	2	2	6	7	2	2	4	6	12			49
	2014	3	2	-	-	-	-	-	-	-	-	-	-	5	-58.3%	↓	5
General Civil - Level 3	2013	4	4	2	3	5	-	-	5	1	1	5	3	8			33
	2014	2	1	-	-	-	-	-	-	-	-	-	-	3	-62.5%	↓	3
Miscellaneous	2013	64	50	48	34	32	20	19	17	25	32	26	31	114			398
	2014	33	38	-	-	-	-	-	-	-	-	-	-	71	-37.7%	↓	71
Misdemeanor	2013	15	29	48	11	17	15	15	11	20	16	20	28	44			245
	2014	5	13	-	-	-	-	-	-	-	-	-	-	18	-59.1%	↓	18
Non-Capital Felonies and Related Matters	2013	64	67	235	28	28	37	17	21	51	53	89	85	131			775
	2014	41	16	-	-	-	-	-	-	-	-	-	-	57	-56.5%	↓	57
Other	2013	2	3	1	-	3	2	-	1	-	1	-	2	5			15
	2014	-	3	-	-	-	-	-	-	-	-	-	-	3	-40.0%	↓	3
Other Criminally Related Matters	2013	-	1	1	1	1	1	2	-	3	2	1	2	1			15
	2014	1	-	-	-	-	-	-	-	-	-	-	-	1	0.0%	↔	1
Probates/Wills and Trusts - Level 2	2013	-	-	-	1	-	2	1	-	-	-	-	1	0			5
	2014	-	1	-	-	-	-	-	-	-	-	-	-	1	0.0%	↔	1
Protective Orders	2013	1	2	-	-	-	-	-	-	-	-	-	-	3			3
Uncontested Divorce	2013	2	7	10	2	1	4	2	3	1	1	5	4	9			42
	2014	5	5	-	-	-	-	-	-	-	-	-	-	10	11.1%	↑	10

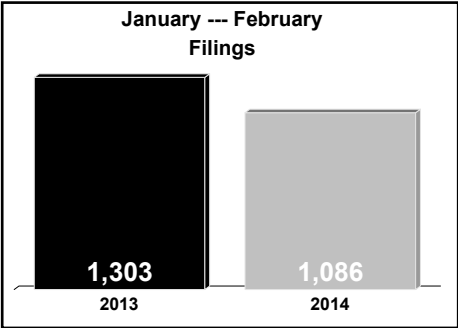
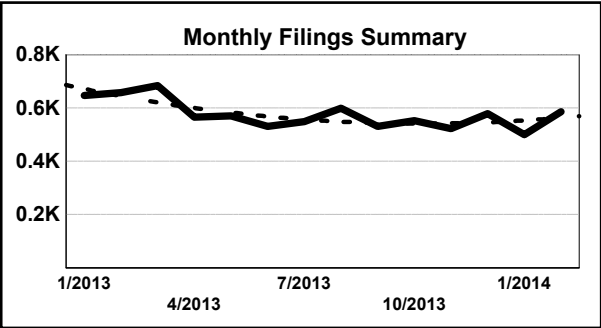
Locale/Circuit: Newport News 7
Start/End Date: Jan-13 / Feb-14
Type of Case: Filings
AVG. Month: 820
2013 AVG Month: 834
2014 AVG Month: 737
Jan-Feb 2013: 2,052
Jan-Feb 2014: 1,473
Filings Trending: Downward ↓



	Jan	Feb	Mar	Apr	May	Jun	Jul	Aug	Sep	Oct	Nov	Dec	Thru Feb	% Change	Trending	Total
2013	1,186	866	950	864	886	709	756	777	638	959	658	761	2,052			10,010
2014	672	801	-	-	-	-	-	-	-	-	-	-	1,473	-28.2%	↓	1,473

		Jan	Feb	Mar	Apr	May	Jun	Jul	Aug	Sep	Oct	Nov	Dec	Thru Feb	% Change	Trending	Total
Administrative Law	2013	1	2	2	1	3	1	1	2	-	-	-	1	3			14
	2014	-	1	-	-	-	-	-	-	-	-	-	-	1	-66.7%	↓	1
Contested Divorce	2013	27	18	24	24	35	18	32	19	20	21	16	9	45			263
	2014	14	20	-	-	-	-	-	-	-	-	-	-	34	-24.4%	↓	34
Domestic and Family - Level 1	2013	24	20	24	29	27	24	18	31	18	26	6	25	44			272
	2014	9	15	-	-	-	-	-	-	-	-	-	-	24	-45.5%	↓	24
Domestic and Family - Level 2	2013	3	4	5	7	3	3	8	6	2	12	6	6	7			65
	2014	3	4	-	-	-	-	-	-	-	-	-	-	7	0.0%	↔	7
General Civil - Level 1	2013	61	28	6	45	33	8	33	24	8	54	9	4	89			313
	2014	14	6	-	-	-	-	-	-	-	-	-	-	20	-77.5%	↓	20
General Civil - Level 2	2013	32	29	21	36	37	24	33	33	22	33	31	29	61			360
	2014	23	36	-	-	-	-	-	-	-	-	-	-	59	-3.3%	↓	59
General Civil - Level 3	2013	12	15	19	21	18	12	16	20	10	11	14	18	27			186
	2014	11	22	-	-	-	-	-	-	-	-	-	-	33	22.2%	↑	33
Miscellaneous	2013	352	317	310	220	222	147	149	175	179	177	159	197	669			2,604
	2014	232	270	-	-	-	-	-	-	-	-	-	-	502	-25.0%	↓	502
Misdemeanor	2013	164	120	143	104	134	112	109	113	112	127	118	144	284			1,500
	2014	70	79	-	-	-	-	-	-	-	-	-	-	149	-47.5%	↓	149
Non-Capital Felonies and Related Matters	2013	303	145	224	224	217	180	206	184	101	332	184	203	448			2,503
	2014	168	181	-	-	-	-	-	-	-	-	-	-	349	-22.1%	↓	349
Other	2013	3	4	4	4	2	8	7	4	8	5	-	3	7			52
	2014	2	10	-	-	-	-	-	-	-	-	-	-	12	71.4%	↑	12
Other Criminally Related Matters	2013	155	92	98	96	102	117	102	121	114	117	73	86	247			1,273
	2014	93	96	-	-	-	-	-	-	-	-	-	-	189	-23.5%	↓	189
Probates/Wills and Trusts - Level 1	2013	-	1	-	1	-	-	-	-	1	2	-	-	1			5
	2014	1	1	-	-	-	-	-	-	-	-	-	-	2	100.0%	↑	2
Probates/Wills and Trusts	2013	1	1	1	-	-	-	-	-	-	-	-	-	2			3
	2014	1	3	-	1	4	1	5	5	2	4	1	1	4			28
Protective Orders	2013	1	3	-	1	4	1	5	5	2	4	1	1	4			28
	2014	1	2	-	-	-	-	-	-	-	-	-	-	3	-25.0%	↓	3
Uncontested Divorce	2013	47	67	69	51	49	54	37	40	41	38	41	35	114			569
	2014	31	58	-	-	-	-	-	-	-	-	-	-	89	-21.9%	↓	89

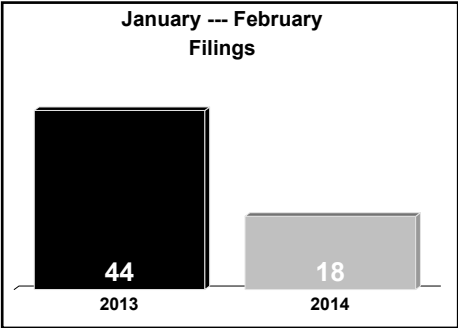
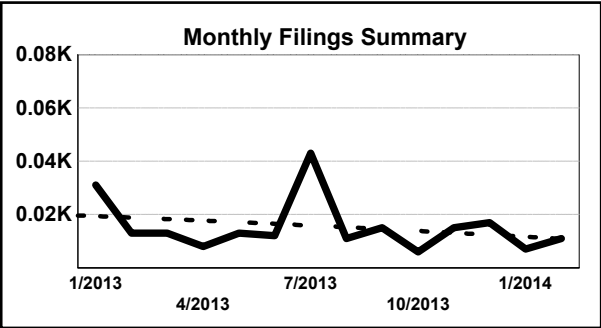
Locale/Circuit: Hampton 8
Start/End Date: Jan-13 / Feb-14
Type of Case: Filings
AVG. Month: 576
2013 AVG Month: 582
2014 AVG Month: 543
Jan-Feb 2013: 1,303
Jan-Feb 2014: 1,086
Filings Trending: Downward ↓



	Jan	<u>Feb</u>	Mar	Apr	May	Jun	Jul	Aug	Sep	Oct	Nov	Dec	Thru Feb	% Change	Trending	<u>Total</u>
2013	646	657	684	565	570	530	548	599	531	552	522	578	1,303			6,982
2014	500	586	-	-	-	-	-	-	-	-	-	-	1,086	-16.7%	↓	1,086

		Jan	<u>Feb</u>	Mar	Apr	May	Jun	Jul	Aug	Sep	Oct	Nov	Dec	Thru Feb	% Change	Trending	<u>Total</u>
Administrative Law	2013	1	-	-	-	1	1	-	1	-	1	1	-	1			6
	2014	3	-	-	-	-	-	-	-	-	-	-	-	3	200.0%	↑	3
Contested Divorce	2013	19	23	28	19	13	15	14	18	20	14	15	10	42			208
	2014	14	20	-	-	-	-	-	-	-	-	-	-	34	-19.0%	↓	34
Domestic and Family - Level 1	2013	11	15	13	9	19	9	10	15	8	14	24	4	26			151
	2014	4	10	-	-	-	-	-	-	-	-	-	-	14	-46.2%	↓	14
Domestic and Family - Level 2	2013	40	17	67	35	21	13	5	20	40	25	54	36	57			373
	2014	13	27	-	-	-	-	-	-	-	-	-	-	40	-29.8%	↓	40
General Civil - Level 1	2013	-	1	-	1	2	2	-	3	2	1	1	1	1			14
	2014	4	-	-	-	-	-	-	-	-	-	-	-	4	300.0%	↑	4
General Civil - Level 2	2013	27	20	25	25	20	24	28	28	20	17	33	13	47			280
	2014	22	14	-	-	-	-	-	-	-	-	-	-	36	-23.4%	↓	36
General Civil - Level 3	2013	16	14	13	13	17	26	13	12	14	8	8	7	30			161
	2014	6	9	-	-	-	-	-	-	-	-	-	-	15	-50.0%	↓	15
Miscellaneous	2013	291	301	246	211	141	116	148	197	144	147	153	166	592			2,261
	2014	172	215	-	-	-	-	-	-	-	-	-	-	387	-34.6%	↓	387
Misdemeanor	2013	34	61	46	43	61	57	58	41	39	53	42	54	95			589
	2014	42	41	-	-	-	-	-	-	-	-	-	-	83	-12.6%	↓	83
Non-Capital Felonies and Related Matters	2013	121	136	148	143	174	162	176	177	175	171	146	210	257			1,939
	2014	133	177	-	-	-	-	-	-	-	-	-	-	310	20.6%	↑	310
Other	2013	9	12	20	6	19	37	23	9	9	11	8	18	21			181
	2014	7	17	-	-	-	-	-	-	-	-	-	-	24	14.3%	↑	24
Other Criminally Related Matters	2013	21	22	32	20	30	25	44	21	30	35	12	32	43			324
	2014	47	16	-	-	-	-	-	-	-	-	-	-	63	46.5%	↑	63
Probates/Wills and Trusts - Level 1	2013	1	-	-	2	4	2	1	2	-	-	-	1	1			13
	2014	1	-	-	-	-	-	-	-	-	-	-	-	1	0.0%	↔	1
Probates/Wills and Trusts - Level 2	2013	6	5	1	7	2	6	2	6	6	3	4	2	11			50
	2014	3	2	-	-	-	-	-	-	-	-	-	-	5	-54.5%	↓	5
Uncontested Divorce	2013	49	30	45	31	46	35	26	49	24	52	21	24	79			432
	2014	29	38	-	-	-	-	-	-	-	-	-	-	67	-15.2%	↓	67

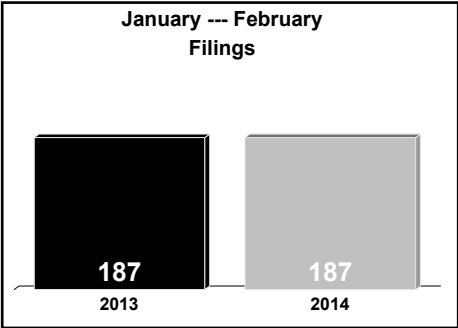
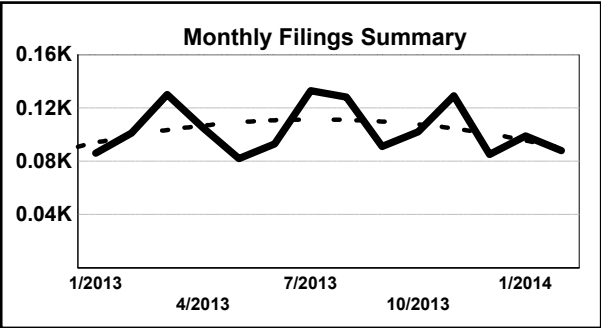
Locale/Circuit: Charles City 9
Start/End Date: Jan-13 / Feb-14
Type of Case: Filings
AVG. Month: 15
2013 AVG Month: 16
2014 AVG Month: 9
Jan-Feb 2013: 44
Jan-Feb 2014: 18
Filings Trending: Downward ↓



	Jan	Feb	Mar	Apr	May	Jun	Jul	Aug	Sep	Oct	Nov	Dec	Thru Feb	% Change	Trending	Total
2013	31	13	13	8	13	12	43	11	15	6	15	17	44			197
2014	7	11	-	-	-	-	-	-	-	-	-	-	18	-59.1%	↓	18

		Jan	Feb	Mar	Apr	May	Jun	Jul	Aug	Sep	Oct	Nov	Dec	Thru Feb	% Change	Trending	Total
Contested Divorce	2013	1	-	-	-	1	-	-	-	-	-	-	-	1			2
Domestic and Family - Lev	2013	-	-	-	-	1	-	-	-	-	-	3	-	0			4
Domestic and Family - Lev	2013	-	-	-	-	-	-	-	1	-	-	-	-	0			1
General Civil - Level 1	2013	1	-	-	-	-	-	-	-	-	-	-	-	1			1
General Civil - Level 2	2013	-	2	2	2	2	1	6	2	2	-	1	5	2			25
	2014	4	1	-	-	-	-	-	-	-	-	-	-	5	150.0%	↑	5
General Civil - Level 3	2013	1	1	-	-	1	1	3	-	2	2	1	2	2			14
	2014	-	1	-	-	-	-	-	-	-	-	-	-	1	-50.0%	↓	1
Miscellaneous	2013	-	5	1	2	-	1	-	2	-	-	3	2	5			16
	2014	1	1	-	-	-	-	-	-	-	-	-	-	2	-60.0%	↓	2
Misdemeanor	2013	9	1	3	2	-	1	8	1	5	-	1	-	10			31
	2014	-	2	-	-	-	-	-	-	-	-	-	-	2	-80.0%	↓	2
Non-Capital Felonies and Related Matters	2013	15	2	5	1	5	6	18	4	6	2	6	4	17			74
	2014	1	2	-	-	-	-	-	-	-	-	-	-	3	-82.4%	↓	3
Other	2013	1	1	1	-	1	-	3	-	-	2	-	-	2			9
	2014	-	1	-	-	-	-	-	-	-	-	-	-	1	-50.0%	↓	1
Other Criminally Related Matters	2013	3	-	-	1	-	-	4	1	-	-	-	2	3			11
	2014	-	2	-	-	-	-	-	-	-	-	-	-	2	-33.3%	↓	2
Probates/Wills and Trusts	2013	-	-	-	-	1	-	-	-	-	-	-	-	0			1
Uncontested Divorce	2013	-	1	1	-	1	2	1	-	-	-	-	2	1			8
	2014	1	1	-	-	-	-	-	-	-	-	-	-	2	100.0%	↑	2

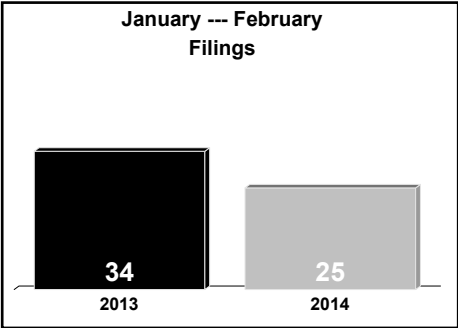
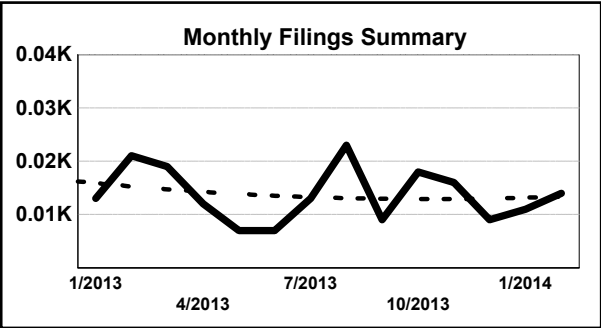
Locale/Circuit: Gloucester 9
Start/End Date: Jan-13 / Feb-14
Type of Case: Filings
AVG. Month: 104
2013 AVG Month: 105
2014 AVG Month: 94
Jan-Feb 2013: 187
Jan-Feb 2014: 187
Filings Trending: Steady ➡



	Jan	Feb	Mar	Apr	May	Jun	Jul	Aug	Sep	Oct	Nov	Dec	Thru Feb	% Change	Trending	Total
2013	86	101	130	105	82	93	133	128	91	102	129	85	187			1,265
2014	99	88	-	-	-	-	-	-	-	-	-	-	187	0.0%	↔	187

		Jan	Feb	Mar	Apr	May	Jun	Jul	Aug	Sep	Oct	Nov	Dec	Thru Feb	% Change	Trending	Total
Contested Divorce	2013	6	5	6	5	6	2	3	6	3	9	3	3	11			57
	2014	4	8	-	-	-	-	-	-	-	-	-	-	12	9.1%	↑	12
Domestic and Family - Level 1	2013	3	1	-	4	2	-	7	2	9	1	4	-	4			33
	2014	-	2	-	-	-	-	-	-	-	-	-	-	2	-50.0%	↓	2
Domestic and Family - Level 2	2013	2	2	2	2	3	1	1	3	1	4	-	3	4			24
	2014	1	-	-	-	-	-	-	-	-	-	-	-	1	-75.0%	↓	1
General Civil - Level 1	2013	-	-	-	-	-	-	-	1	-	-	-	-	0			1
General Civil - Level 2	2013	11	6	6	7	4	10	10	7	1	3	5	4	17			74
	2014	14	7	-	-	-	-	-	-	-	-	-	-	21	23.5%	↑	21
General Civil - Level 3	2013	9	3	3	30	4	4	7	4	-	2	2	1	12			69
	2014	-	2	-	-	-	-	-	-	-	-	-	-	2	-83.3%	↓	2
Miscellaneous	2013	6	14	8	3	7	5	7	10	4	18	11	12	20			105
	2014	6	9	-	-	-	-	-	-	-	-	-	-	15	-25.0%	↓	15
Misdemeanor	2013	6	16	18	13	5	14	13	22	15	12	20	12	22			166
	2014	17	21	-	-	-	-	-	-	-	-	-	-	38	72.7%	↑	38
Non-Capital Felonies and Related Matters	2013	30	39	66	22	31	38	64	46	42	27	62	26	69			493
	2014	35	23	-	-	-	-	-	-	-	-	-	-	58	-15.9%	↓	58
Other	2013	2	4	7	5	2	6	5	4	5	7	2	5	6			54
	2014	4	2	-	-	-	-	-	-	-	-	-	-	6	0.0%	↔	6
Other Criminally Related Matters	2013	3	3	5	3	10	2	4	7	4	4	5	5	6			55
	2014	7	3	-	-	-	-	-	-	-	-	-	-	10	66.7%	↑	10
Probates/Wills and Trusts	2013	-	-	-	-	-	-	-	1	-	-	-	-	0			1
Probates/Wills and Trusts - Level 2	2013	-	-	-	-	-	2	-	-	-	2	4	-	0			8
	2014	-	1	-	-	-	-	-	-	-	-	-	-	1	0.0%	↔	1
Protective Orders	2013	2	-	-	-	-	-	-	2	2	2	1	-	2			9
	2014	-	1	-	-	-	-	-	-	-	-	-	-	1	-50.0%	↓	1
Uncontested Divorce	2013	6	8	9	11	8	9	12	13	5	11	10	14	14			116
	2014	11	9	-	-	-	-	-	-	-	-	-	-	20	42.9%	↑	20

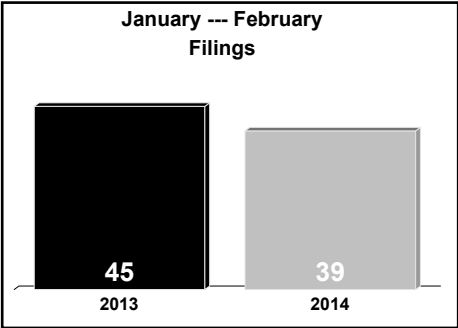
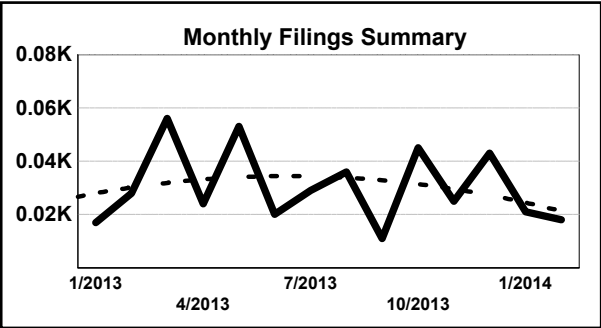
Locale/Circuit: King & Queen 9
Start/End Date: Jan-13 / Feb-14
Type of Case: Filings
AVG. Month: 14
2013 AVG Month: 14
2014 AVG Month: 13
Jan-Feb 2013: 34
Jan-Feb 2014: 25
Filings Trending: Downward ↓



	Jan	Feb	Mar	Apr	May	Jun	Jul	Aug	Sep	Oct	Nov	Dec	Thru Feb	% Change	Trending	Total
2013	13	21	19	12	7	7	13	23	9	18	16	9	34			167
2014	11	14	-	-	-	-	-	-	-	-	-	-	25	-26.5%	↓	25

		Jan	Feb	Mar	Apr	May	Jun	Jul	Aug	Sep	Oct	Nov	Dec	Thru Feb	% Change	Trending	Total
Contested Divorce	2013	-	1	1	-	-	-	1	-	-	-	-	-	1			3
	2014	-	1	-	-	-	-	-	-	-	-	-	-	1	0.0%	↔	1
Domestic and Family - Lev	2013	-	1	-	-	-	-	-	-	-	-	-	-	1			1
Domestic and Family - Lev	2013	-	-	2	-	1	-	-	-	-	-	-	-	0			3
General Civil - Level 2	2013	1	-	3	-	-	1	-	1	-	-	1	1	1			8
	2014	-	1	-	-	-	-	-	-	-	-	-	-	1	0.0%	↔	1
General Civil - Level 3	2013	-	-	-	-	-	-	-	2	-	5	-	-	0			7
	2014	2	3	-	-	-	-	-	-	-	-	-	-	5	0.0%	↔	5
Miscellaneous	2013	1	3	1	-	2	2	2	-	3	3	1	-	4			18
Misdemeanor	2013	1	4	2	6	-	1	2	4	1	2	3	1	5			27
	2014	-	2	-	-	-	-	-	-	-	-	-	-	2	-60.0%	↓	2
Non-Capital Felonies and Related Matters	2013	1	7	7	4	1	3	5	9	3	5	7	5	8			57
	2014	4	4	-	-	-	-	-	-	-	-	-	-	8	0.0%	↔	8
Other	2013	-	-	-	-	-	-	-	1	-	-	-	-	0			1
Other Criminally Related Matters	2013	6	4	1	-	1	-	2	4	-	2	1	-	10			21
	2014	2	2	-	-	-	-	-	-	-	-	-	-	4	-60.0%	↓	4
Probates/Wills and Trusts	2013	-	1	-	-	-	-	-	-	-	-	-	-	1			1
Probates/Wills and Trusts - Level 2	2013	1	-	1	-	-	-	-	-	-	-	-	2	1			4
	2014	1	1	-	-	-	-	-	-	-	-	-	-	2	100.0%	↑	2
Protective Orders	2013	-	-	-	-	-	-	-	1	-	-	2	-	0			3
Uncontested Divorce	2013	2	-	1	2	2	-	1	1	2	1	1	-	2			13
	2014	2	-	-	-	-	-	-	-	-	-	-	-	2	0.0%	↔	2

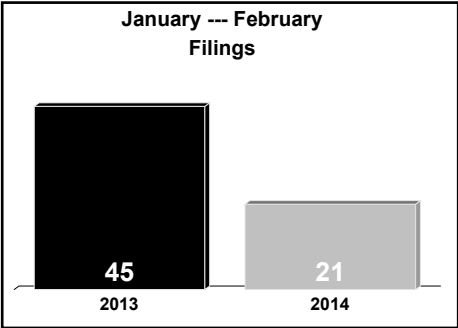
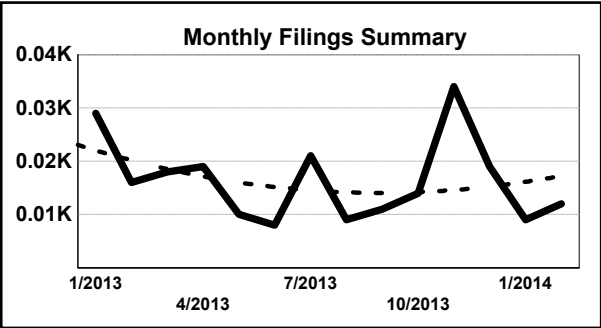
Locale/Circuit: King William 9
Start/End Date: Jan-13 / Feb-14
Type of Case: Filings
AVG. Month: 30
2013 AVG Month: 32
2014 AVG Month: 20
Jan-Feb 2013: 45
Jan-Feb 2014: 39
Filings Trending: Downward ↓



	Jan	Feb	Mar	Apr	May	Jun	Jul	Aug	Sep	Oct	Nov	Dec	Thru Feb	% Change	Trending	Total
2013	17	28	56	24	53	20	29	36	11	45	25	43	45			387
2014	21	18	-	-	-	-	-	-	-	-	-	-	39	-13.3%	↓	39

		Jan	Feb	Mar	Apr	May	Jun	Jul	Aug	Sep	Oct	Nov	Dec	Thru Feb	% Change	Trending	Total
Administrative Law	2014	-	1	-	-	-	-	-	-	-	-	-	-	1			1
Contested Divorce	2013	1	-	1	-	2	-	-	-	-	4	1	1	1			10
	2014	1	1	-	-	-	-	-	-	-	-	-	-	2	100.0%	↑	2
Domestic and Family - Lev	2013	1	-	1	3	3	-	1	2	-	-	-	1	1			12
Domestic and Family - Lev	2013	-	-	1	-	-	-	-	-	1	-	-	1	0			3
General Civil - Level 2	2013	1	3	-	5	3	4	5	4	3	1	1	3	4			33
	2014	-	5	-	-	-	-	-	-	-	-	-	-	5	25.0%	↑	5
General Civil - Level 3	2013	-	1	5	1	5	3	-	1	1	3	1	2	1			23
	2014	2	3	-	-	-	-	-	-	-	-	-	-	5	400.0%	↑	5
Miscellaneous	2013	1	5	1	4	3	-	1	-	1	1	5	1	6			23
	2014	1	-	-	-	-	-	-	-	-	-	-	-	1	-83.3%	↓	1
Misdemeanor	2013	3	2	6	3	14	2	12	10	2	10	3	4	5			71
	2014	2	3	-	-	-	-	-	-	-	-	-	-	5	0.0%	↔	5
Non-Capital Felonies and Related Matters	2013	3	12	35	4	22	9	8	14	1	20	13	14	15			155
	2014	10	2	-	-	-	-	-	-	-	-	-	-	12	-20.0%	↓	12
Other	2013	-	1	1	-	1	-	-	-	1	-	1	-	1			5
	2014	2	1	-	-	-	-	-	-	-	-	-	-	3	200.0%	↑	3
Other Criminally Related Matters	2013	3	3	3	2	-	1	1	3	-	2	-	11	6			29
	2014	2	1	-	-	-	-	-	-	-	-	-	-	3	-50.0%	↓	3
Probates/Wills and Trusts	2013	2	1	-	2	-	1	1	1	1	-	-	2	3			11
Protective Orders	2013	-	-	-	-	-	-	-	1	-	-	-	-	0			1
Uncontested Divorce	2013	2	-	2	-	-	-	-	-	-	4	-	3	2			11
	2014	1	1	-	-	-	-	-	-	-	-	-	-	2	0.0%	↔	2

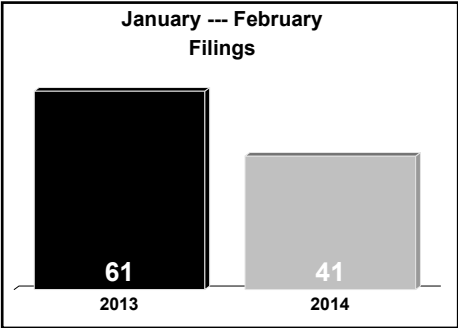
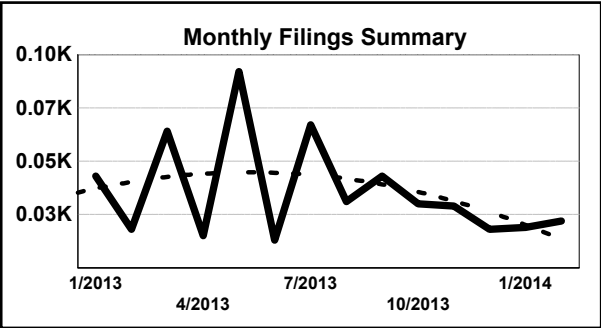
Locale/Circuit: Mathews 9
Start/End Date: Jan-13 / Feb-14
Type of Case: Filings
AVG. Month: 16
2013 AVG Month: 17
2014 AVG Month: 11
Jan-Feb 2013: 45
Jan-Feb 2014: 21
Filings Trending: Downward ↓



	Jan	<u>Feb</u>	Mar	Apr	May	Jun	Jul	Aug	Sep	Oct	Nov	Dec	Thru Feb	% Change	Trending	<u>Total</u>
2013	29	16	18	19	10	8	21	9	11	14	34	19	45			208
2014	9	12	-	-	-	-	-	-	-	-	-	-	21	-53.3%	↓	21

		Jan	<u>Feb</u>	Mar	Apr	May	Jun	Jul	Aug	Sep	Oct	Nov	Dec	Thru Feb	% Change	Trending	<u>Total</u>
Administrative Law	2013	-	-	1	-	-	-	-	-	-	1	-	-	0			2
Contested Divorce	2013	2	1	1	1	-	2	2	-	-	1	-	1	3			11
	2014	1	1	-	-	-	-	-	-	-	-	-	-	2	-33.3%	↓	2
Domestic and Family - Lev	2013	-	2	-	1	-	-	-	-	2	2	-	-	2			7
Domestic and Family - Lev	2013	-	-	-	1	-	-	-	-	-	-	-	-	0			1
General Civil - Level 1	2013	-	-	-	-	-	-	-	1	-	-	-	-	0			1
General Civil - Level 2	2013	-	1	2	1	3	-	2	2	2	1	-	-	1			14
	2014	2	-	-	-	-	-	-	-	-	-	-	-	2	100.0%	↑	2
General Civil - Level 3	2013	-	-	-	-	-	-	-	3	3	1	-	-	0			7
	2014	2	-	-	-	-	-	-	-	-	-	-	-	2	0.0%	↔	2
Miscellaneous	2013	2	3	2	1	1	1	-	1	1	2	2	-	5			16
	2014	1	-	-	-	-	-	-	-	-	-	-	-	1	-80.0%	↓	1
Misdemeanor	2013	1	1	3	4	-	2	2	-	1	1	-	1	2			16
	2014	-	3	-	-	-	-	-	-	-	-	-	-	3	50.0%	↑	3
Non-Capital Felonies and Related Matters	2013	23	5	5	8	3	1	12	1	2	4	27	14	28			105
	2014	1	2	-	-	-	-	-	-	-	-	-	-	3	-89.3%	↓	3
Other	2014	-	1	-	-	-	-	-	-	-	-	-	-	1			1
Other Criminally Related Matters	2013	-	-	-	1	-	1	-	-	-	1	-	1	0			4
	2014	-	1	-	-	-	-	-	-	-	-	-	-	1	0.0%	↔	1
Probates/Wills and Trusts - Level 2	2013	-	1	-	-	-	-	-	-	-	-	3	-	1			4
	2014	-	1	-	-	-	-	-	-	-	-	-	-	1	0.0%	↔	1
Protective Orders	2013	-	-	-	-	-	-	1	-	-	-	-	-	0			1
	2014	2	-	-	-	-	-	-	-	-	-	-	-	2	0.0%	↔	2
Uncontested Divorce	2013	1	2	4	1	3	1	2	1	-	-	2	2	3			19
	2014	-	3	-	-	-	-	-	-	-	-	-	-	3	0.0%	↔	3

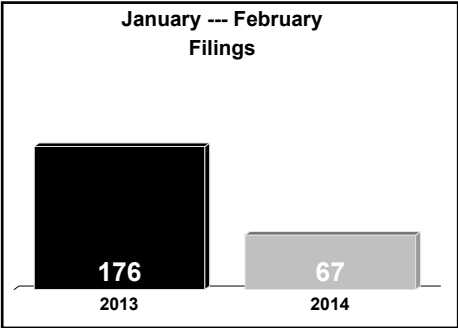
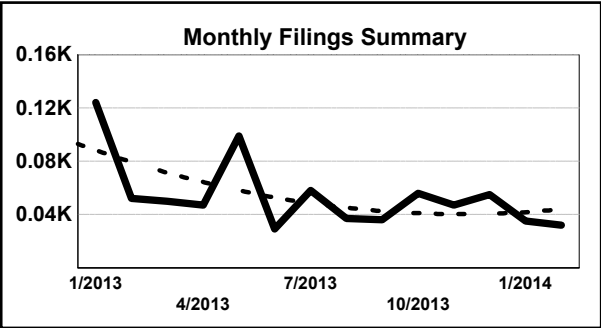
Locale/Circuit: Middlesex 9
Start/End Date: Jan-13 / Feb-14
Type of Case: Filings
AVG. Month: 36
2013 AVG Month: 39
2014 AVG Month: 21
Jan-Feb 2013: 61
Jan-Feb 2014: 41
Filings Trending: Downward ↓



	Jan	Feb	Mar	Apr	May	Jun	Jul	Aug	Sep	Oct	Nov	Dec	Thru Feb	% Change	Trending	Total
2013	43	18	64	15	92	13	67	31	43	30	29	18	61			463
2014	19	22	-	-	-	-	-	-	-	-	-	-	41	-32.8%	↓	41

		Jan	Feb	Mar	Apr	May	Jun	Jul	Aug	Sep	Oct	Nov	Dec	Thru Feb	% Change	Trending	Total
Contested Divorce	2013	1	2	4	1	1	-	-	2	2	1	2	1	3			17
	2014	-	3	-	-	-	-	-	-	-	-	-	-	3	0.0%	↔	3
Domestic and Family - Level 1	2013	2	-	1	1	2	-	1	-	-	-	5	-	2			12
	2014	-	4	-	-	-	-	-	-	-	-	-	-	4	100.0%	↑	4
Domestic and Family - Lev	2013	-	-	-	-	1	1	-	-	-	1	-	-	0			3
	2014	5	1	2	2	2	2	8	2	3	1	2	1	6			31
General Civil - Level 2	2013	3	-	-	-	-	-	-	-	-	-	-	-	3	-50.0%	↓	3
	2014	3	1	2	-	2	1	8	1	-	2	2	-	4			22
General Civil - Level 3	2013	1	1	-	-	-	-	-	-	-	-	-	-	2	-50.0%	↓	2
	2014	3	3	3	3	3	1	2	4	1	5	1	4	6			33
Miscellaneous	2013	2	4	-	-	-	-	-	-	-	-	-	-	6	0.0%	↔	6
	2014	9	1	13	2	13	2	17	1	9	6	2	2	10			77
Misdemeanor	2013	4	4	-	-	-	-	-	-	-	-	-	-	8	-20.0%	↓	8
	2014	13	6	37	5	68	5	28	17	25	14	10	6	19			234
Non-Capital Felonies and Related Matters	2013	6	6	-	-	-	-	-	-	-	-	-	-	12	-36.8%	↓	12
	2014	4	2	-	-	-	-	-	2	1	-	-	-	6			9
Other	2013	1	-	-	-	-	-	-	-	-	-	-	-	1	-83.3%	↓	1
	2014	1	-	-	-	-	-	1	-	-	-	2	2	1			6
Other Criminally Related Matters	2013	1	-	-	-	-	-	-	-	-	-	-	-	1	0.0%	↔	1
	2014	-	-	-	-	-	1	-	-	-	-	-	-	0			1
Probates/Wills and Trusts	2013	2	2	2	1	-	-	2	2	2	-	3	2	4			18
	2014	1	-	-	-	-	-	-	-	-	-	-	-	1	-75.0%	↓	1

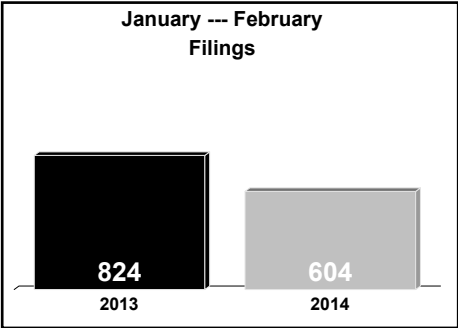
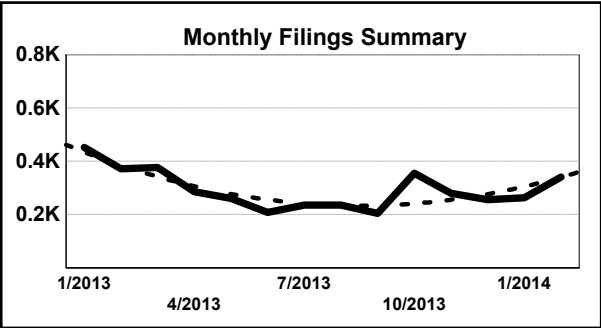
Locale/Circuit: New Kent 9
Start/End Date: Jan-13 / Feb-14
Type of Case: Filings
AVG. Month: 54
2013 AVG Month: 58
2014 AVG Month: 34
Jan-Feb 2013: 176
Jan-Feb 2014: 67
Filings Trending: Downward ↓



	Jan	Feb	Mar	Apr	May	Jun	Jul	Aug	Sep	Oct	Nov	Dec	Thru Feb	% Change	Trending	Total
2013	124	52	50	47	99	29	58	37	36	56	47	55	176			690
2014	35	32	-	-	-	-	-	-	-	-	-	-	67	-61.9%	↓	67

		Jan	Feb	Mar	Apr	May	Jun	Jul	Aug	Sep	Oct	Nov	Dec	Thru Feb	% Change	Trending	Total
Contested Divorce	2013	2	1	3	2	2	-	2	2	1	-	-	1	3			16
	2014	2	1	-	-	-	-	-	-	-	-	-	-	3	0.0%	↔	3
Domestic and Family - Level 1	2013	-	5	-	-	1	-	2	6	3	2	-	1	5			20
	2014	-	1	-	-	-	-	-	-	-	-	-	-	1	-80.0%	↓	1
Domestic and Family - Lev	2013	1	1	-	-	-	-	1	-	-	1	1	-	2			5
General Civil - Level 1	2013	-	1	-	-	1	1	-	-	-	-	-	-	1			3
General Civil - Level 2	2013	6	2	1	5	9	2	8	3	2	3	1	2	8			44
	2014	1	1	-	-	-	-	-	-	-	-	-	-	2	-75.0%	↓	2
General Civil - Level 3	2013	1	2	3	-	1	-	1	1	1	-	1	2	3			13
	2014	1	1	-	-	-	-	-	-	-	-	-	-	2	-33.3%	↓	2
Miscellaneous	2013	36	1	-	1	5	1	-	3	1	3	2	6	37			59
	2014	3	4	-	-	-	-	-	-	-	-	-	-	7	-81.1%	↓	7
Misdemeanor	2013	15	10	17	19	12	6	13	2	6	17	21	10	25			148
	2014	2	9	-	-	-	-	-	-	-	-	-	-	11	-56.0%	↓	11
Non-Capital Felonies and Related Matters	2013	55	16	18	9	61	9	17	9	14	18	15	24	71			265
	2014	19	8	-	-	-	-	-	-	-	-	-	-	27	-62.0%	↓	27
Other	2013	-	1	-	-	1	1	1	-	1	-	-	1	1			6
	2014	1	-	-	-	-	-	-	-	-	-	-	-	1	0.0%	↔	1
Other Criminally Related Matters	2013	5	11	4	8	3	5	12	4	1	6	2	7	16			68
	2014	2	3	-	-	-	-	-	-	-	-	-	-	5	-68.8%	↓	5
Probates/Wills and Trusts - Level 2	2013	1	-	-	-	-	-	1	1	-	-	1	-	1			4
	2014	1	-	-	-	-	-	-	-	-	-	-	-	1	0.0%	↔	1
Protective Orders	2013	-	-	-	-	-	-	-	1	-	-	-	-	0			1
Uncontested Divorce	2013	2	1	4	3	3	4	-	5	6	6	3	1	3			38
	2014	3	4	-	-	-	-	-	-	-	-	-	-	7	133.3%	↑	7

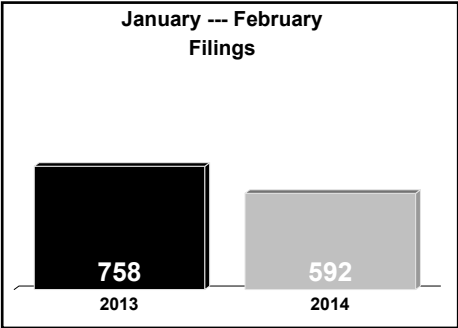
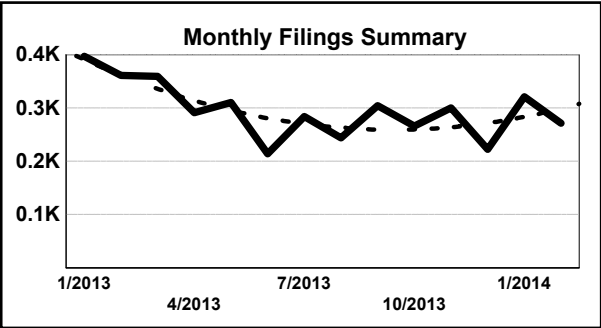
Locale/Circuit: York 9
Start/End Date: Jan-13 / Feb-14
Type of Case: Filings
AVG. Month: 294
2013 AVG Month: 293
2014 AVG Month: 302
Jan-Feb 2013: 824
Jan-Feb 2014: 604
Filings Trending: Downward ↓



	Jan	Feb	Mar	Apr	May	Jun	Jul	Aug	Sep	Oct	Nov	Dec	Thru Feb	% Change	Trending	Total
2013	452	372	376	285	260	208	235	235	204	355	279	255	824			3,516
2014	263	341	-	-	-	-	-	-	-	-	-	-	604	-26.7%	↓	604

		Jan	Feb	Mar	Apr	May	Jun	Jul	Aug	Sep	Oct	Nov	Dec	Thru Feb	% Change	Trending	Total
Administrative Law	2013	-	-	-	1	-	-	-	1	-	1	-	-	0			3
Contested Divorce	2013	8	8	6	8	13	7	2	3	3	4	3	7	16			72
	2014	7	6	-	-	-	-	-	-	-	-	-	-	13	-18.8%	↓	13
Domestic and Family - Level 1	2013	1	3	5	-	2	4	6	2	5	-	1	1	4			30
	2014	-	2	-	-	-	-	-	-	-	-	-	-	2	-50.0%	↓	2
Domestic and Family - Level 2	2013	6	2	4	3	1	1	2	-	6	3	5	2	8			35
	2014	3	8	-	-	-	-	-	-	6	-	-	-	11	37.5%	↑	11
General Civil - Level 1	2013	-	-	-	-	-	-	1	-	1	1	-	-	0			3
	2014	1	-	-	-	-	-	-	-	-	-	-	-	1	0.0%	↔	1
General Civil - Level 2	2013	4	10	20	21	7	16	9	11	14	16	12	14	14			154
	2014	10	7	-	-	-	-	-	-	-	-	-	-	17	21.4%	↑	17
General Civil - Level 3	2013	4	5	2	5	6	8	7	4	3	4	1	4	9			53
	2014	5	5	-	-	-	-	-	-	-	-	-	-	10	11.1%	↑	10
Miscellaneous	2013	291	232	214	170	138	94	106	127	82	147	115	127	523			1,843
	2014	148	147	-	-	-	-	-	-	-	-	-	-	295	-43.6%	↓	295
Misdemeanor	2013	44	30	31	14	16	20	18	16	15	24	23	14	74			265
	2014	17	14	-	-	-	-	-	-	-	-	-	-	31	-58.1%	↓	31
Non-Capital Felonies and Related Matters	2013	74	57	68	36	46	29	57	41	36	114	83	50	131			691
	2014	41	125	-	-	-	-	-	-	-	-	-	-	166	26.7%	↑	166
Other	2013	3	2	-	4	3	2	1	2	4	5	1	2	5			29
	2014	3	2	-	-	-	-	-	-	-	-	-	-	5	0.0%	↔	5
Other Criminally Related Matters	2013	4	8	7	7	6	15	6	10	11	15	11	21	12			121
	2014	10	6	-	-	-	-	-	-	-	-	-	-	16	33.3%	↑	16
Probates/Wills and Trusts - Level 2	2013	4	4	5	1	2	1	4	1	3	3	2	1	8			31
	2014	2	-	-	-	-	-	-	-	-	-	-	-	2	-75.0%	↓	2
Protective Orders	2013	-	-	-	-	2	2	-	-	-	2	-	-	0			6
	2014	2	-	-	-	-	-	-	-	-	-	-	-	2	0.0%	↔	2
Uncontested Divorce	2013	9	11	14	15	18	9	16	17	21	16	22	12	20			180
	2014	14	19	-	-	-	-	-	-	-	-	-	-	33	65.0%	↑	33

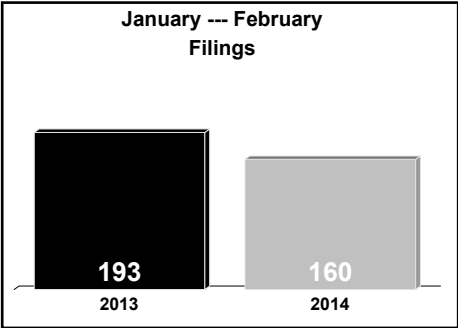
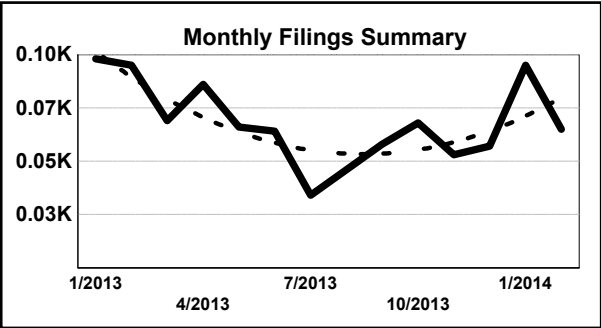
Locale/Circuit: Williamsburg 9
Start/End Date: Jan-13 / Feb-14
Type of Case: Filings
AVG. Month: 296
2013 AVG Month: 296
2014 AVG Month: 296
Jan-Feb 2013: 758
Jan-Feb 2014: 592
Filings Trending: Downward ↓



	Jan	Feb	Mar	Apr	May	Jun	Jul	Aug	Sep	Oct	Nov	Dec	Thru Feb	% Change	Trending	Total
2013	397	361	359	291	310	214	284	244	304	266	300	222	758			3,552
2014	321	271	-	-	-	-	-	-	-	-	-	-	592	-21.9%	↓	592

		Jan	Feb	Mar	Apr	May	Jun	Jul	Aug	Sep	Oct	Nov	Dec	Thru Feb	% Change	Trending	Total
Administrative Law	2013	-	-	2	-	-	-	-	-	2	-	-	-	0			4
Capital Murder	2014	3	-	-	-	-	-	-	-	-	-	-	-	3			3
Contested Divorce	2013	9	10	4	7	13	10	5	10	11	7	8	3	19			97
	2014	12	5	-	-	-	-	-	-	-	-	-	-	17	-10.5%	↓	17
Domestic and Family - Level 1	2013	2	3	9	-	6	2	2	4	1	1	7	1	5			38
	2014	-	5	-	-	-	-	-	-	-	-	-	-	5	0.0%	↔	5
Domestic and Family - Level 2	2013	-	4	2	4	2	1	3	-	4	1	1	1	4			23
	2014	3	3	-	-	-	-	-	-	-	-	-	-	6	50.0%	↑	6
General Civil - Level 1	2013	-	-	-	-	-	3	1	2	-	1	1	-	0			8
	2014	2	-	-	-	-	-	-	-	-	-	-	-	2	0.0%	↔	2
General Civil - Level 2	2013	15	18	6	7	11	6	10	12	13	13	12	12	33			135
	2014	5	6	-	-	-	-	-	-	-	-	-	-	11	-66.7%	↓	11
General Civil - Level 3	2013	5	7	3	7	11	10	9	17	13	-	9	8	12			99
	2014	9	2	-	-	-	-	-	-	-	-	-	-	11	-8.3%	↓	11
Miscellaneous	2013	226	193	153	139	114	62	119	95	97	90	84	109	419			1,481
	2014	153	137	-	-	-	-	-	-	-	-	-	-	290	-30.8%	↓	290
Misdemeanor	2013	53	40	61	58	57	28	33	36	51	52	57	27	93			553
	2014	36	35	-	-	-	-	-	-	-	-	-	-	71	-23.7%	↓	71
Non-Capital Felonies and Related Matters	2013	57	29	73	40	41	44	60	45	77	61	84	26	86			637
	2014	59	46	-	-	-	-	-	-	-	-	-	-	105	22.1%	↑	105
Other	2013	2	17	10	5	18	9	10	2	9	8	6	9	19			105
	2014	7	5	-	-	-	-	-	-	-	-	-	-	12	-36.8%	↓	12
Other Criminally Related Matters	2013	8	17	13	11	12	11	16	9	13	14	12	8	25			144
	2014	12	13	-	-	-	-	-	-	-	-	-	-	25	0.0%	↔	25
Probates/Wills and Trusts	2013	-	1	-	-	1	2	-	-	1	-	-	-	1			5
Probates/Wills and Trusts - Level 2	2013	2	4	-	2	6	2	2	4	2	6	1	2	6			33
	2014	2	2	-	-	-	-	-	-	-	-	-	-	4	-33.3%	↓	4
Uncontested Divorce	2013	18	18	23	11	18	24	14	8	10	12	18	16	36			190
	2014	18	12	-	-	-	-	-	-	-	-	-	-	30	-16.7%	↓	30

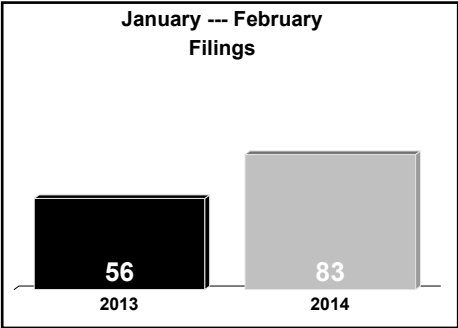
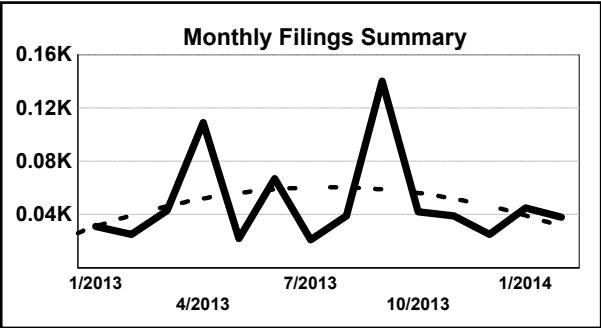
Locale/Circuit: Appomattox 10
Start/End Date: Jan-13 / Feb-14
Type of Case: Filings
AVG. Month: 68
2013 AVG Month: 66
2014 AVG Month: 80
Jan-Feb 2013: 193
Jan-Feb 2014: 160
Filings Trending: Downward ↓



	Jan	<u>Feb</u>	Mar	Apr	May	Jun	Jul	Aug	Sep	Oct	Nov	Dec	Thru Feb	% Change	Trending	<u>Total</u>
2013	98	95	69	86	66	64	34	46	58	68	53	57	193			794
2014	95	65	-	-	-	-	-	-	-	-	-	-	160	-17.1%	↓	160

		Jan	<u>Feb</u>	Mar	Apr	May	Jun	Jul	Aug	Sep	Oct	Nov	Dec	Thru Feb	% Change	Trending	<u>Total</u>
Administrative Law	2013	-	-	-	-	-	-	-	-	1	-	-	-	0			1
Contested Divorce	2013	-	1	2	1	-	1	-	2	1	-	3	1	1			12
	2014	3	3	-	-	-	-	-	-	-	-	-	-	6	500.0%	↑	6
Domestic and Family - Level 1	2013	-	-	-	-	6	1	-	5	1	4	5	-	0			22
	2014	-	4	-	-	-	-	-	-	-	-	-	-	4	0.0%	↔	4
Domestic and Family - Lev	2013	-	1	-	-	1	-	-	-	1	-	-	1	1			4
General Civil - Level 2	2013	2	5	2	3	5	1	1	1	2	-	2	1	7			25
	2014	2	3	-	-	-	-	-	-	-	-	-	-	5	-28.6%	↓	5
General Civil - Level 3	2013	-	-	-	-	1	-	-	-	1	2	1	2	0			7
	2014	1	-	-	-	-	-	-	-	-	-	-	-	1	0.0%	↔	1
Miscellaneous	2013	59	72	44	41	20	26	17	19	38	37	33	42	131			448
	2014	47	37	-	-	-	-	-	-	-	-	-	-	84	-35.9%	↓	84
Misdemeanor	2013	2	1	3	7	4	2	3	1	-	4	-	-	3			27
	2014	-	4	-	-	-	-	-	-	-	-	-	-	4	33.3%	↑	4
Non-Capital Felonies and Related Matters	2013	31	14	11	29	23	27	8	15	11	17	4	4	45			194
	2014	33	10	-	-	-	-	-	-	-	-	-	-	43	-4.4%	↓	43
Other	2013	-	-	1	2	-	3	2	-	-	1	1	3	0			13
	2014	3	4	-	-	-	-	-	-	-	-	-	-	7	0.0%	↔	7
Other Criminally Related M	2013	-	-	3	-	1	1	-	-	-	-	2	-	0			7
Probates/Wills and Trusts	2013	1	-	-	-	-	-	1	-	-	-	-	2	1			4
- Level 2	2014	2	-	-	-	-	-	-	-	-	-	-	-	2	100.0%	↑	2
Protective Orders	2013	-	-	-	-	1	-	-	-	-	-	-	-	0			1
Uncontested Divorce	2013	3	1	3	3	4	2	2	3	2	3	2	1	4			29
	2014	4	-	-	-	-	-	-	-	-	-	-	-	4	0.0%	↔	4

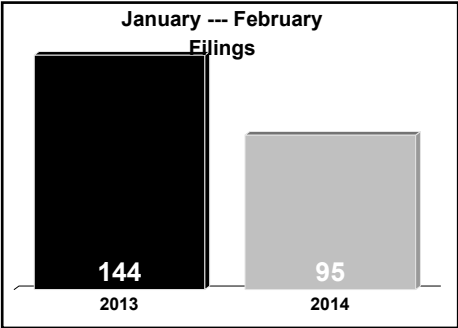
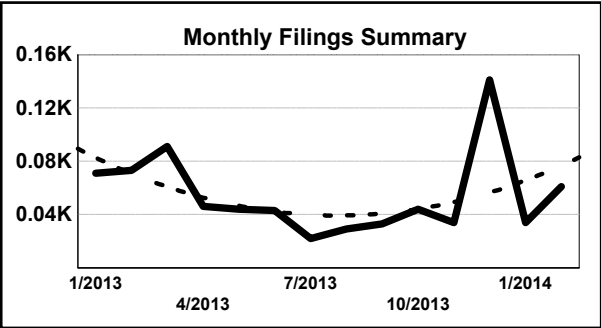
Locale/Circuit: Buckingham 10
Start/End Date: Jan-13 / Feb-14
Type of Case: Filings
AVG. Month: 49
2013 AVG Month: 50
2014 AVG Month: 42
Jan-Feb 2013: 56
Jan-Feb 2014: 83
Filings Trending: Upward ↑



	Jan	Feb	Mar	Apr	May	Jun	Jul	Aug	Sep	Oct	Nov	Dec	Thru Feb	% Change	Trending	Total
2013	31	25	43	109	22	67	21	39	140	42	39	25	56			603
2014	45	38	-	-	-	-	-	-	-	-	-	-	83	48.2%	↑	83

		Jan	Feb	Mar	Apr	May	Jun	Jul	Aug	Sep	Oct	Nov	Dec	Thru Feb	% Change	Trending	Total
Contested Divorce	2013	2	1	2	1	1	1	-	-	1	3	1	1	3			14
	2014	1	2	-	-	-	-	-	-	-	-	-	-	3	0.0%	↔	3
Domestic and Family - Level 1	2013	-	-	-	-	-	2	-	-	4	1	-	-	0			7
	2014	3	-	-	-	-	-	-	-	-	-	-	-	3	0.0%	↔	3
Domestic and Family - Lev	2013	2	1	-	1	-	-	1	4	3	-	-	1	3			13
General Civil - Level 1	2013	-	-	-	-	-	-	-	1	-	-	-	-	0			1
General Civil - Level 2	2013	5	3	1	1	-	1	3	1	1	3	1	-	8			20
	2014	3	-	-	-	-	-	-	-	-	-	-	-	3	-62.5%	↓	3
General Civil - Level 3	2013	-	3	3	1	1	-	1	2	2	2	1	-	3			16
	2014	1	1	-	-	-	-	-	-	-	-	-	-	2	-33.3%	↓	2
Miscellaneous	2013	1	3	5	6	2	9	4	5	4	9	1	3	4			52
	2014	2	1	-	-	-	-	-	-	-	-	-	-	3	-25.0%	↓	3
Misdemeanor	2013	4	6	5	16	1	17	3	5	22	2	11	2	10			94
	2014	1	7	-	-	-	-	-	-	-	-	-	-	8	-20.0%	↓	8
Non-Capital Felonies and Related Matters	2013	15	8	16	74	12	32	5	14	96	11	19	14	23			316
	2014	27	22	-	-	-	-	-	-	-	-	-	-	49	113.0%	↑	49
Other	2013	-	-	1	1	-	1	-	-	2	4	2	1	0			12
	2014	2	-	-	-	-	-	-	-	-	-	-	-	2	0.0%	↔	2
Other Criminally Related Matters	2013	-	-	1	2	-	-	-	1	2	-	1	-	0			7
	2014	-	3	-	-	-	-	-	-	-	-	-	-	3	0.0%	↔	3
Probates/Wills and Trusts	2013	-	-	-	-	-	-	-	-	1	-	-	-	0			1
Probates/Wills and Trusts	2013	-	-	1	-	-	-	-	-	-	-	1	-	0			2
Uncontested Divorce	2013	2	-	8	6	5	4	4	6	2	7	1	3	2			48
	2014	5	2	-	-	-	-	-	-	-	-	-	-	7	250.0%	↑	7

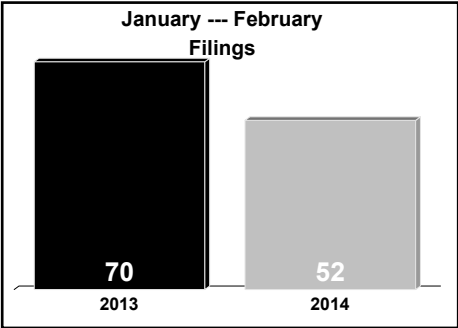
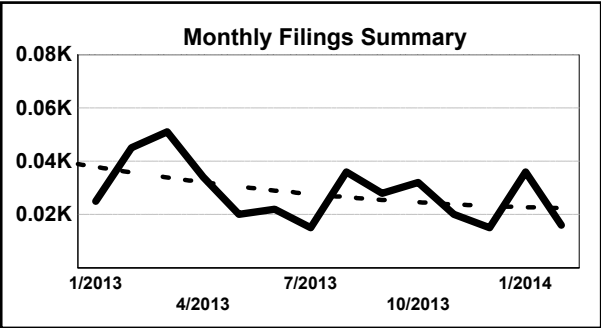
Locale/Circuit: Charlotte 10
Start/End Date: Jan-13 / Feb-14
Type of Case: Filings
AVG. Month: 55
2013 AVG Month: 56
2014 AVG Month: 48
Jan-Feb 2013: 144
Jan-Feb 2014: 95
Filings Trending: Downward ↓



	Jan	<u>Feb</u>	Mar	Apr	May	Jun	Jul	Aug	Sep	Oct	Nov	Dec	Thru Feb	% Change	Trending	<u>Total</u>
2013	71	73	91	46	44	43	22	29	33	44	34	141	144			671
2014	34	61	-	-	-	-	-	-	-	-	-	-	95	-34.0%	↓	95

		Jan	<u>Feb</u>	Mar	Apr	May	Jun	Jul	Aug	Sep	Oct	Nov	Dec	Thru Feb	% Change	Trending	<u>Total</u>
Administrative Law	2013	-	-	-	-	-	-	-	-	-	1	-	-	0			1
Contested Divorce	2013	-	1	1	2	2	1	-	2	1	-	-	-	1			10
	2014	-	1	-	-	-	-	-	-	-	-	-	-	1	0.0%	↔	1
Domestic and Family - Level 1	2013	1	2	2	-	1	-	-	-	-	-	3	3	3			12
	2014	1	4	-	-	-	-	-	-	-	-	-	-	5	66.7%	↑	5
Domestic and Family - Lev	2013	1	-	-	-	1	-	-	-	1	-	1	-	1			4
General Civil - Level 2	2013	2	1	2	1	2	1	-	-	1	3	2	-	3			15
	2014	-	1	-	-	-	-	-	-	-	-	-	-	1	-66.7%	↓	1
General Civil - Level 3	2013	7	2	3	1	-	-	1	-	-	-	-	-	9			14
	2014	1	2	-	-	-	-	-	-	-	-	-	-	3	-66.7%	↓	3
Miscellaneous	2013	38	30	42	15	24	12	10	18	18	20	18	25	68			270
	2014	15	28	-	-	-	-	-	-	-	-	-	-	43	-36.8%	↓	43
Misdemeanor	2013	12	9	2	4	2	4	1	-	1	3	1	6	21			45
	2014	3	2	-	-	-	-	-	-	-	-	-	-	5	-76.2%	↓	5
Non-Capital Felonies and Related Matters	2013	4	20	27	16	9	20	4	6	7	12	5	106	24			236
	2014	10	17	-	-	-	-	-	-	-	-	-	-	27	12.5%	↑	27
Other	2013	3	1	7	1	1	-	1	-	-	-	-	-	4			14
Other Criminally Related Matters	2013	3	2	1	-	-	-	1	2	3	4	1	-	5			17
	2014	2	-	-	-	-	-	-	-	-	-	-	-	2	-60.0%	↓	2
Probates/Wills and Trusts - Level 2	2013	-	1	-	-	-	-	1	1	-	1	1	-	1			5
	2014	1	-	-	-	-	-	-	-	-	-	-	-	1	0.0%	↔	1
Protective Orders	2013	-	1	-	-	1	-	2	-	-	-	-	1	1			5
	2014	1	1	-	-	-	-	-	-	-	-	-	-	2	100.0%	↑	2
Uncontested Divorce	2013	-	3	4	6	1	5	1	-	1	-	2	-	3			23
	2014	-	5	-	-	-	-	-	-	-	-	-	-	5	66.7%	↑	5

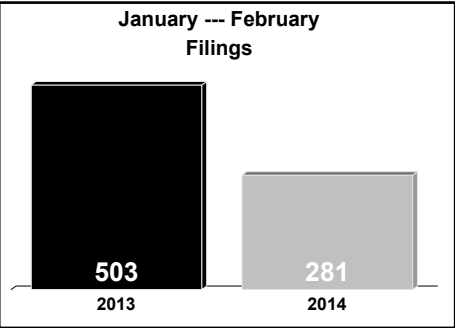
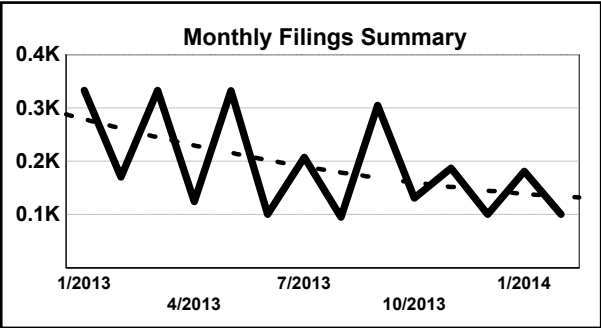
Locale/Circuit: Cumberland 10
Start/End Date: Jan-13 / Feb-14
Type of Case: Filings
AVG. Month: 28
2013 AVG Month: 29
2014 AVG Month: 26
Jan-Feb 2013: 70
Jan-Feb 2014: 52
Filings Trending: Downward ↓



	Jan	Feb	Mar	Apr	May	Jun	Jul	Aug	Sep	Oct	Nov	Dec	Thru Feb	% Change	Trending	Total
2013	25	45	51	34	20	22	15	36	28	32	20	15	70			343
2014	36	16	-	-	-	-	-	-	-	-	-	-	52	-25.7%	↓	52

		Jan	Feb	Mar	Apr	May	Jun	Jul	Aug	Sep	Oct	Nov	Dec	Thru Feb	% Change	Trending	Total
Contested Divorce	2013	-	1	3	-	2	1	-	2	1	1	-	-	1			11
Domestic and Family - Lev	2013	2	-	3	-	-	-	1	-	-	3	-	4	2			13
Domestic and Family - Lev	2013	-	-	-	2	-	-	1	-	-	1	-	-	0			4
General Civil - Level 1	2013	-	-	-	-	-	-	-	-	-	1	-	-	0			1
	2014	-	2	-	-	-	-	-	-	-	-	-	-	2	0.0%	↔	2
General Civil - Level 2	2013	-	4	1	2	2	-	4	3	1	1	-	-	4			18
	2014	2	1	-	-	-	-	-	-	-	-	-	-	3	-25.0%	↓	3
General Civil - Level 3	2013	-	-	-	1	-	-	-	2	-	1	-	-	0			4
Miscellaneous	2013	1	5	1	3	1	3	2	9	5	1	4	3	6			38
	2014	4	1	-	-	-	-	-	-	-	-	-	-	5	-16.7%	↓	5
Misdemeanor	2013	14	3	2	4	5	5	-	8	5	8	4	5	17			63
	2014	7	1	-	-	-	-	-	-	-	-	-	-	8	-52.9%	↓	8
Non-Capital Felonies and Related Matters	2013	6	31	33	19	4	10	4	11	12	12	10	1	37			153
	2014	16	4	-	-	-	-	-	-	-	-	-	-	20	-45.9%	↓	20
Other	2013	-	-	1	-	1	2	-	-	2	-	-	-	0			6
Other Criminally Related Matters	2013	-	-	-	-	-	-	-	-	-	2	2	-	0			4
	2014	-	4	-	-	-	-	-	-	-	-	-	-	4	0.0%	↔	4
Probates/Wills and Trusts - Level 2	2013	1	-	-	-	1	-	-	-	-	-	-	-	1			2
	2014	2	-	-	-	-	-	-	-	-	-	-	-	2	100.0%	↑	2
Protective Orders	2014	-	1	-	-	-	-	-	-	-	-	-	-	1			1
Uncontested Divorce	2013	1	1	7	3	4	1	3	1	2	1	-	2	2			26
	2014	5	2	-	-	-	-	-	-	-	-	-	-	7	250.0%	↑	7

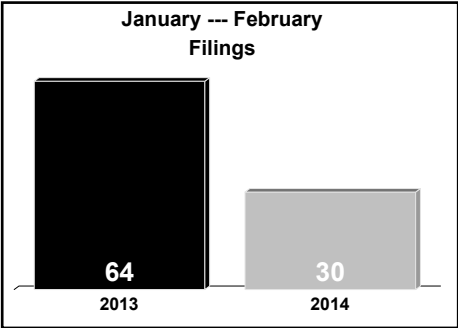
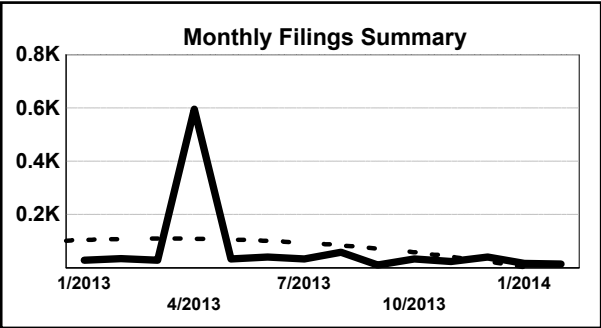
Locale/Circuit: Halifax 10
Start/End Date: Jan-13 / Feb-14
Type of Case: Filings
AVG. Month: 193
2013 AVG Month: 201
2014 AVG Month: 141
Jan-Feb 2013: 503
Jan-Feb 2014: 281
Filings Trending: Downward ↓



	Jan	Feb	Mar	Apr	May	Jun	Jul	Aug	Sep	Oct	Nov	Dec	Thru Feb	% Change	Trending	Total
2013	333	170	333	124	332	100	207	95	305	131	187	100	503			2,417
2014	181	100	-	-	-	-	-	-	-	-	-	-	281	-44.1%	↓	281

		Jan	Feb	Mar	Apr	May	Jun	Jul	Aug	Sep	Oct	Nov	Dec	Thru Feb	% Change	Trending	Total
Administrative Law	2013	1	-	-	-	-	-	-	-	-	-	-	-	1			1
Capital Murder	2013	2	-	-	-	-	-	-	-	-	-	-	-	2			2
Contested Divorce	2013	8	5	3	2	7	3	4	2	6	3	5	1	13			49
	2014	2	2	-	-	-	-	-	-	-	-	-	-	4	-69.2%	↓	4
Domestic and Family - Level 1	2013	1	4	1	4	3	2	1	1	-	-	2	2	5			21
	2014	2	-	-	-	-	-	-	-	-	-	-	-	2	-60.0%	↓	2
Domestic and Family - Level 2	2013	1	1	4	1	1	-	1	3	1	2	1	2	2			18
	2014	1	-	-	-	-	-	-	-	-	-	-	-	1	-50.0%	↓	1
General Civil - Level 1	2013	-	-	-	-	-	-	1	1	-	-	1	-	0			3
General Civil - Level 2	2013	4	2	1	6	6	4	2	4	6	6	3	1	6			45
	2014	4	1	-	-	-	-	-	-	-	-	-	-	5	-16.7%	↓	5
General Civil - Level 3	2013	2	2	6	2	4	4	6	2	22	1	3	3	4			57
	2014	1	2	-	-	-	-	-	-	-	-	-	-	3	-25.0%	↓	3
Miscellaneous	2013	112	109	113	72	62	30	57	54	46	55	49	50	221			809
	2014	71	60	-	-	-	-	-	-	-	-	-	-	131	-40.7%	↓	131
Misdemeanor	2013	37	17	52	11	38	15	33	15	89	20	31	16	54			374
	2014	33	6	-	-	-	-	-	-	-	-	-	-	39	-27.8%	↓	39
Non-Capital Felonies and Related Matters	2013	148	9	137	12	194	28	85	4	119	28	77	16	157			857
	2014	56	8	-	-	-	-	-	-	-	-	-	-	64	-59.2%	↓	64
Other	2013	1	4	3	5	5	3	3	2	1	7	3	1	5			38
	2014	4	8	-	-	-	-	-	-	-	-	-	-	12	140.0%	↑	12
Other Criminally Related Matters	2013	11	5	3	3	4	3	2	1	6	-	3	-	16			41
	2014	3	1	-	-	-	-	-	-	-	-	-	-	4	-75.0%	↓	4
Probates/Wills and Trusts	2013	-	-	-	-	-	-	1	-	1	-	-	-	0			2
Probates/Wills and Trusts	2013	-	3	1	-	-	1	1	2	3	-	1	-	3			12
Protective Orders	2013	-	-	-	-	-	-	-	-	-	-	-	1	0			1
	2014	-	2	-	-	-	-	-	-	-	-	-	-	2	0.0%	↔	2
Uncontested Divorce	2013	5	9	9	6	8	7	10	4	5	9	8	7	14			87
	2014	4	10	-	-	-	-	-	-	-	-	-	-	14	0.0%	↔	14

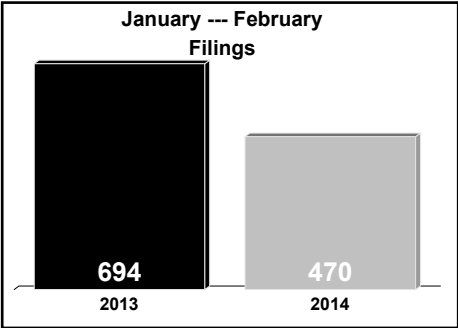
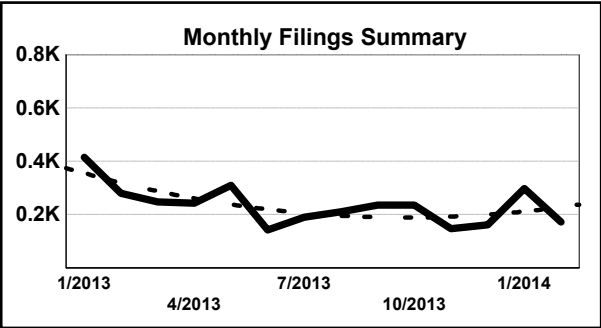
Locale/Circuit: Lunenburg 10
Start/End Date: Jan-13 / Feb-14
Type of Case: Filings
AVG. Month: 71
2013 AVG Month: 80
2014 AVG Month: 15
Jan-Feb 2013: 64
Jan-Feb 2014: 30
Filings Trending: Downward ↓



	Jan	<u>Feb</u>	Mar	Apr	May	Jun	Jul	Aug	Sep	Oct	Nov	Dec	Thru Feb	% Change	Trending	<u>Total</u>
2013	29	35	28	595	33	41	33	58	11	33	24	40	64			960
2014	16	14	-	-	-	-	-	-	-	-	-	-	30	-53.1%	↓	30

		Jan	<u>Feb</u>	Mar	Apr	May	Jun	Jul	Aug	Sep	Oct	Nov	Dec	Thru Feb	% Change	Trending	<u>Total</u>
Contested Divorce	2013	-	-	-	-	-	2	1	-	-	-	1	-	0			4
Domestic and Family - Level 1	2013	-	-	-	-	-	-	-	-	4	1	-	-	0			5
	2014	-	3	-	-	-	-	-	-	-	-	-	-	3	0.0%	↔	3
Domestic and Family - Lev	2013	-	-	-	1	-	-	1	-	-	-	-	1	0			3
General Civil - Level 1	2013	-	-	-	-	-	1	-	-	-	-	-	-	0			1
General Civil - Level 2	2013	2	-	5	9	2	3	3	3	-	-	3	2	2			32
	2014	1	-	-	-	-	-	-	-	-	-	-	-	1	-50.0%	↓	1
General Civil - Level 3	2013	1	1	5	4	3	1	2	1	-	-	3	1	2			22
Miscellaneous	2013	3	3	1	2	6	3	4	5	2	1	-	1	6			31
	2014	3	2	-	-	-	-	-	-	-	-	-	-	5	-16.7%	↓	5
Misdemeanor	2013	4	4	-	5	2	5	3	-	-	-	1	1	8			25
	2014	1	2	-	-	-	-	-	-	-	-	-	-	3	-62.5%	↓	3
Non-Capital Felonies and Related Matters	2013	14	21	15	573	6	22	6	39	2	26	13	25	35			762
	2014	11	1	-	-	-	-	-	-	-	-	-	-	12	-65.7%	↓	12
Other	2013	2	2	-	-	13	2	11	3	2	3	3	7	4			48
	2014	-	6	-	-	-	-	-	-	-	-	-	-	6	50.0%	↑	6
Other Criminally Related M	2013	3	1	1	1	-	-	1	2	-	1	-	1	4			11
Uncontested Divorce	2013	-	3	1	-	1	2	1	5	1	1	-	1	3			16

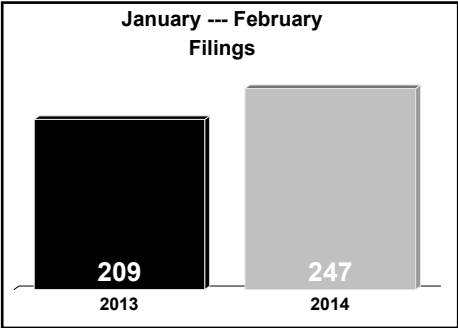
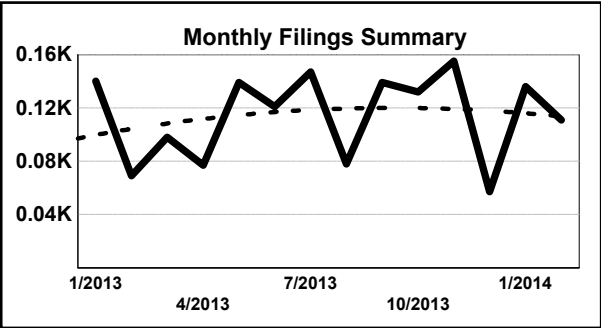
Locale/Circuit: Mecklenburg 10
Start/End Date: Jan-13 / Feb-14
Type of Case: Filings
AVG. Month: 235
2013 AVG Month: 234
2014 AVG Month: 235
Jan-Feb 2013: 694
Jan-Feb 2014: 470
Filings Trending: Downward ↓



	Jan	Feb	Mar	Apr	May	Jun	Jul	Aug	Sep	Oct	Nov	Dec	Thru Feb	% Change	Trending	Total
2013	414	280	247	243	309	142	190	210	235	235	147	161	694			2,813
2014	298	172	-	-	-	-	-	-	-	-	-	-	470	-32.3%	↓	470

		Jan	Feb	Mar	Apr	May	Jun	Jul	Aug	Sep	Oct	Nov	Dec	Thru Feb	% Change	Trending	Total
Administrative Law	2013	1	-	-	-	-	-	-	-	-	1	-	-	1			2
Contested Divorce	2013	6	4	7	9	1	3	3	5	2	2	2	2	10			46
	2014	1	3	-	-	-	-	-	-	-	-	-	-	4	-60.0%	↓	4
Domestic and Family - Level 1	2013	3	3	1	2	2	2	1	1	1	-	1	3	6			20
	2014	3	5	-	-	-	-	-	-	-	-	-	-	8	33.3%	↑	8
Domestic and Family - Lev	2013	-	-	-	-	-	-	1	-	1	-	-	-	0			2
General Civil - Level 1	2013	1	-	-	-	1	1	-	2	-	1	-	-	1			6
	2014	-	1	-	-	-	-	-	-	-	-	-	-	1	0.0%	↔	1
General Civil - Level 2	2013	5	1	9	4	4	3	6	4	5	4	5	-	6			50
	2014	3	4	-	-	-	-	-	-	-	-	-	-	7	16.7%	↑	7
General Civil - Level 3	2013	3	3	1	4	6	4	3	2	35	3	3	2	6			69
	2014	6	2	-	-	-	-	-	-	-	-	-	-	8	33.3%	↑	8
Miscellaneous	2013	102	90	102	57	50	33	38	41	42	51	42	50	192			698
	2014	51	47	-	-	-	-	-	-	-	-	-	-	98	-49.0%	↓	98
Misdemeanor	2013	31	36	13	28	47	21	27	47	35	33	10	15	67			343
	2014	23	11	-	-	-	-	-	-	-	-	-	-	34	-49.3%	↓	34
Non-Capital Felonies and Related Matters	2013	242	123	101	116	182	52	89	81	93	127	72	81	365			1,359
	2014	195	87	-	-	-	-	-	-	-	-	-	-	282	-22.7%	↓	282
Other	2013	2	1	1	3	-	5	3	1	-	1	4	-	3			21
	2014	3	1	-	-	-	-	-	-	-	-	-	-	4	33.3%	↑	4
Other Criminally Related Matters	2013	10	12	8	10	8	11	6	20	12	4	3	5	22			109
	2014	7	-	-	-	-	-	-	-	-	-	-	-	7	-68.2%	↓	7
Probates/Wills and Trusts	2013	-	-	1	-	-	1	-	1	-	1	-	-	0			4
Protective Orders	2013	-	-	-	-	-	-	2	-	-	-	-	-	0			2
Uncontested Divorce	2013	8	7	3	10	8	6	11	5	9	7	5	3	15			82
	2014	6	11	-	-	-	-	-	-	-	-	-	-	17	13.3%	↑	17

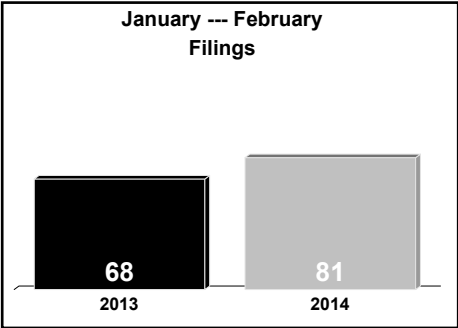
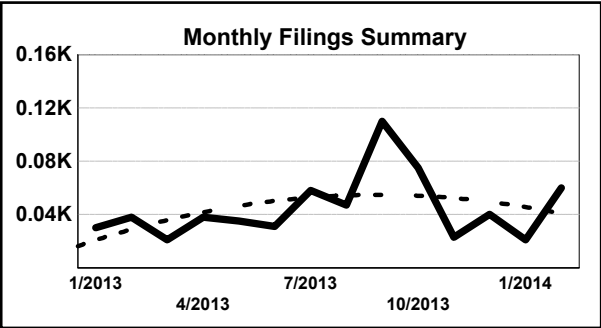
Locale/Circuit: Prince Edward 10
Start/End Date: Jan-13 / Feb-14
Type of Case: Filings
AVG. Month: 114
2013 AVG Month: 113
2014 AVG Month: 124
Jan-Feb 2013: 209
Jan-Feb 2014: 247
Filings Trending: Upward ↑



	Jan	Feb	Mar	Apr	May	Jun	Jul	Aug	Sep	Oct	Nov	Dec	Thru Feb	% Change	Trending	Total
2013	140	69	98	77	139	121	147	78	139	132	155	57	209			1,352
2014	136	111	-	-	-	-	-	-	-	-	-	-	247	18.2%	↑	247

		Jan	Feb	Mar	Apr	May	Jun	Jul	Aug	Sep	Oct	Nov	Dec	Thru Feb	% Change	Trending	Total
Contested Divorce	2013	1	1	-	2	2	1	2	4	3	6	-	3	2			25
	2014	3	1	-	-	-	-	-	-	-	-	-	-	4	100.0%	↑	4
Domestic and Family - Level 1	2013	-	1	-	2	10	1	-	2	7	3	2	-	1			28
	2014	-	4	-	-	-	-	-	-	-	-	-	-	4	300.0%	↑	4
Domestic and Family - Level 2	2013	1	1	-	1	1	2	1	2	-	-	1	1	2			11
	2014	1	1	-	-	-	-	-	-	-	-	-	-	2	0.0%	↔	2
General Civil - Level 1	2013	-	-	-	-	-	2	-	1	-	-	-	1	0			4
	2014	1	-	-	-	-	-	-	-	-	-	-	-	1	0.0%	↔	1
General Civil - Level 2	2013	4	3	2	1	6	2	2	6	3	3	1	-	7			33
	2014	3	3	-	-	-	-	-	-	-	-	-	-	6	-14.3%	↓	6
General Civil - Level 3	2013	2	2	3	-	1	3	-	-	1	2	-	1	4			15
	2014	1	2	-	-	-	-	-	-	-	-	-	-	3	-25.0%	↓	3
Miscellaneous	2013	11	5	12	8	5	9	17	12	15	8	9	10	16			121
	2014	10	10	-	-	-	-	-	-	-	-	-	-	20	25.0%	↑	20
Misdemeanor	2013	23	18	10	13	30	14	23	11	19	12	29	11	41			213
	2014	15	4	-	-	-	-	-	-	-	-	-	-	19	-53.7%	↓	19
Non-Capital Felonies and Related Matters	2013	86	30	65	41	79	82	90	30	81	87	101	26	116			798
	2014	89	75	-	-	-	-	-	-	-	-	-	-	164	41.4%	↑	164
Other	2013	2	3	-	1	1	2	3	4	3	5	1	2	5			27
	2014	-	3	-	-	-	-	-	-	-	-	-	-	3	-40.0%	↓	3
Other Criminally Related Matters	2013	3	-	2	3	-	1	2	-	1	-	4	-	3			16
	2014	3	-	-	-	-	-	-	-	-	-	-	-	3	0.0%	↔	3
Probates/Wills and Trusts	2013	-	-	-	-	-	-	-	-	-	-	1	-	0			1
Probates/Wills and Trusts - Level 2	2013	-	-	-	-	-	-	1	1	-	-	-	-	0			2
	2014	2	-	-	-	-	-	-	-	-	-	-	-	2	0.0%	↔	2
Protective Orders	2013	-	-	-	-	1	-	-	-	-	-	-	-	0			1
	2014	-	1	-	-	-	-	-	-	-	-	-	-	1	0.0%	↔	1
Uncontested Divorce	2013	7	5	4	5	3	2	6	5	6	6	6	2	12			57
	2014	8	7	-	-	-	-	-	-	-	-	-	-	15	25.0%	↑	15

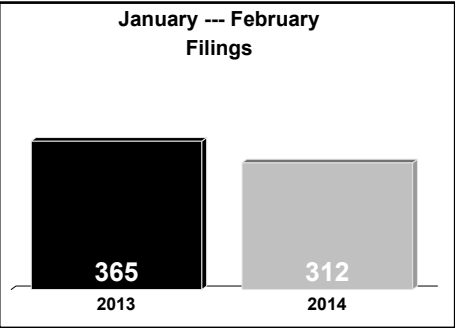
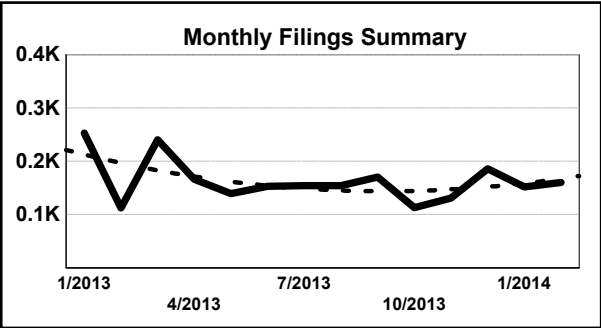
Locale/Circuit: Amelia 11
Start/End Date: Jan-13 / Feb-14
Type of Case: Filings
AVG. Month: 45
2013 AVG Month: 46
2014 AVG Month: 41
Jan-Feb 2013: 68
Jan-Feb 2014: 81
Filings Trending: Upward ↑



	Jan	Feb	Mar	Apr	May	Jun	Jul	Aug	Sep	Oct	Nov	Dec	Thru Feb	% Change	Trending	Total
2013	30	38	21	38	35	31	58	47	110	75	23	40	68			546
2014	21	60	-	-	-	-	-	-	-	-	-	-	81	19.1%	↑	81

		Jan	Feb	Mar	Apr	May	Jun	Jul	Aug	Sep	Oct	Nov	Dec	Thru Feb	% Change	Trending	Total
Contested Divorce	2013	-	-	-	1	2	-	1	-	-	-	-	1	0			5
	2014	1	1	-	-	-	-	-	-	-	-	-	-	2	0.0%	↔	2
Domestic and Family - Lev	2013	-	-	-	-	3	4	2	-	2	2	1	2	0			16
Domestic and Family - Lev	2013	-	1	-	-	3	1	-	-	1	-	-	1	1			7
General Civil - Level 2	2013	4	4	-	1	1	1	2	-	2	3	1	-	8			19
	2014	-	3	-	-	-	-	-	-	-	-	-	-	3	-62.5%	↓	3
General Civil - Level 3	2013	1	-	2	1	-	-	-	-	1	2	1	-	1			8
	2014	1	3	-	-	-	-	-	-	-	-	-	-	4	300.0%	↑	4
Miscellaneous	2013	2	8	4	1	1	3	1	2	1	4	3	5	10			35
	2014	-	2	-	-	-	-	-	-	-	-	-	-	2	-80.0%	↓	2
Misdemeanor	2013	1	5	4	9	2	2	7	9	8	10	8	7	6			72
	2014	6	1	-	-	-	-	-	-	-	-	-	-	7	16.7%	↑	7
Non-Capital Felonies and Related Matters	2013	12	13	8	9	14	10	34	29	91	48	6	19	25			293
	2014	10	41	-	-	-	-	-	-	-	-	-	-	51	104.0%	↑	51
Other	2013	1	-	-	1	-	1	1	1	1	-	1	2	1			9
Other Criminally Related Matters	2013	4	2	1	8	4	6	6	4	2	2	-	2	6			41
	2014	1	4	-	-	-	-	-	-	-	-	-	-	5	-16.7%	↓	5
Probates/Wills and Trusts	2013	-	2	-	1	-	-	-	1	1	-	-	-	2			5
Uncontested Divorce	2013	5	3	2	6	5	3	4	1	-	4	2	1	8			36
	2014	2	5	-	-	-	-	-	-	-	-	-	-	7	-12.5%	↓	7

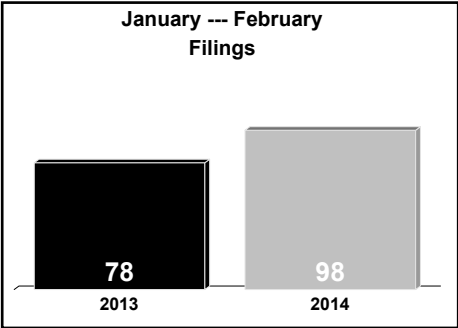
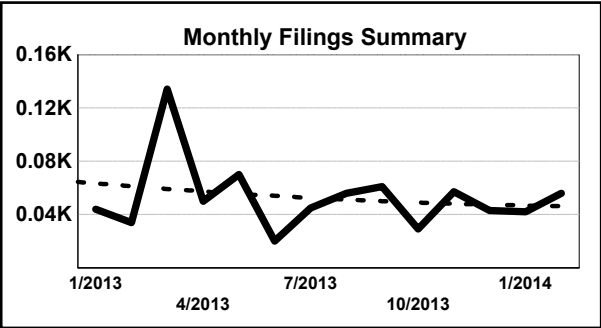
Locale/Circuit: Dinwiddie 11
Start/End Date: Jan-13 / Feb-14
Type of Case: Filings
AVG. Month: 163
2013 AVG Month: 164
2014 AVG Month: 156
Jan-Feb 2013: 365
Jan-Feb 2014: 312
Filings Trending: Downward ↓



	Jan	Feb	Mar	Apr	May	Jun	Jul	Aug	Sep	Oct	Nov	Dec	Thru Feb	% Change	Trending	Total
2013	253	112	240	166	139	153	154	154	170	113	131	186	365			1,971
2014	152	160	-	-	-	-	-	-	-	-	-	-	312	-14.5%	↓	312

		Jan	Feb	Mar	Apr	May	Jun	Jul	Aug	Sep	Oct	Nov	Dec	Thru Feb	% Change	Trending	Total
Administrative Law	2013	-	-	-	-	-	1	1	-	-	-	-	-	0			2
Capital Murder	2013	-	-	-	-	2	-	-	-	-	-	-	-	0			2
Contested Divorce	2013	1	3	3	3	3	2	2	5	1	3	-	3	4			29
	2014	2	5	-	-	-	-	-	-	-	-	-	-	7	75.0%	↑	7
Domestic and Family - Level 1	2013	7	1	2	4	2	1	4	11	5	7	5	5	8			54
	2014	4	2	-	-	-	-	-	-	-	-	-	-	6	-25.0%	↓	6
Domestic and Family - Level 2	2013	7	4	7	4	7	5	2	4	6	7	7	2	11			62
	2014	6	4	-	-	-	-	-	-	-	-	-	-	10	-9.1%	↓	10
General Civil - Level 1	2013	-	-	-	-	-	-	1	-	-	-	-	-	0			1
General Civil - Level 2	2013	3	1	1	3	6	2	3	2	3	2	4	6	4			36
	2014	6	1	-	-	-	-	-	-	-	-	-	-	7	75.0%	↑	7
General Civil - Level 3	2013	1	4	3	3	-	16	-	2	3	1	8	2	5			43
	2014	3	2	-	-	-	-	-	-	-	-	-	-	5	0.0%	↔	5
Miscellaneous	2013	119	33	179	73	51	48	43	70	69	46	43	68	152			842
	2014	63	69	-	-	-	-	-	-	-	-	-	-	132	-13.2%	↓	132
Misdemeanor	2013	21	14	19	17	12	17	20	11	13	12	16	22	35			194
	2014	14	11	-	-	-	-	-	-	-	-	-	-	25	-28.6%	↓	25
Non-Capital Felonies and Related Matters	2013	71	35	10	36	38	38	56	14	36	20	33	70	106			457
	2014	42	43	-	-	-	-	-	-	-	-	-	-	85	-19.8%	↓	85
Other	2013	-	-	1	1	1	-	-	1	5	-	2	-	0			11
Other Criminally Related Matters	2013	18	13	5	10	11	17	15	28	21	7	11	6	31			162
	2014	10	14	-	-	-	-	-	-	-	-	-	-	24	-22.6%	↓	24
Probates/Wills and Trusts	2013	-	-	-	-	-	-	-	-	1	-	-	-	0			1
Probates/Wills and Trusts - Level 2	2013	-	-	2	1	1	1	1	-	1	-	1	-	0			8
	2014	1	2	-	-	-	-	-	-	-	-	-	-	3	0.0%	↔	3
Uncontested Divorce	2013	5	4	8	11	5	5	6	6	6	8	1	2	9			67
	2014	1	7	-	-	-	-	-	-	-	-	-	-	8	-11.1%	↓	8

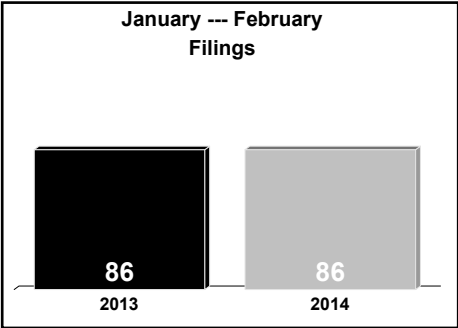
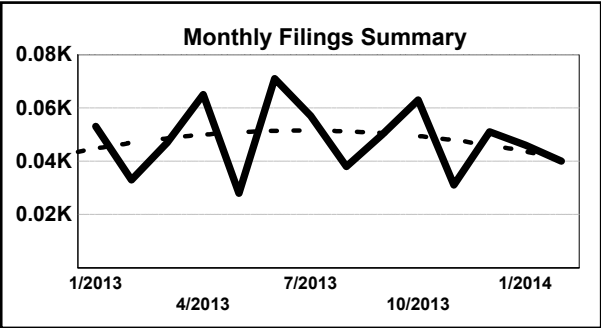
Locale/Circuit: Nottoway 11
Start/End Date: Jan-13 / Feb-14
Type of Case: Filings
AVG. Month: 53
2013 AVG Month: 54
2014 AVG Month: 49
Jan-Feb 2013: 78
Jan-Feb 2014: 98
Filings Trending: Upward ↑



	Jan	Feb	Mar	Apr	May	Jun	Jul	Aug	Sep	Oct	Nov	Dec	Thru Feb	% Change	Trending	Total
2013	44	34	134	50	70	20	45	56	61	29	57	43	78			643
2014	42	56	-	-	-	-	-	-	-	-	-	-	98	25.6%	↑	98

		Jan	Feb	Mar	Apr	May	Jun	Jul	Aug	Sep	Oct	Nov	Dec	Thru Feb	% Change	Trending	Total
Administrative Law	2013	2	-	-	-	-	-	1	1	-	-	-	-	2			4
Contested Divorce	2013	-	-	1	-	1	-	-	1	1	1	1	-	0			6
	2014	1	1	-	-	-	-	-	-	-	-	-	-	2	0.0%	↔	2
Domestic and Family - Level 1	2013	-	-	1	-	2	-	1	1	-	-	-	-	0			5
	2014	1	2	-	-	-	-	-	-	-	-	-	-	3	0.0%	↔	3
Domestic and Family - Lev	2013	-	1	1	-	-	-	-	-	-	-	1	-	1			3
General Civil - Level 2	2013	4	1	3	1	-	2	1	4	2	2	1	3	5			24
	2014	3	2	-	-	-	-	-	-	-	-	-	-	5	0.0%	↔	5
General Civil - Level 3	2013	4	-	2	2	1	1	4	16	3	-	2	5	4			40
	2014	2	1	-	-	-	-	-	-	-	-	-	-	3	-25.0%	↓	3
Miscellaneous	2013	2	3	-	1	1	-	-	8	2	4	3	2	5			26
	2014	1	2	-	-	-	-	-	-	-	-	-	-	3	-40.0%	↓	3
Misdemeanor	2013	6	8	22	7	8	8	8	8	7	7	17	11	14			117
	2014	5	10	-	-	-	-	-	-	-	-	-	-	15	7.1%	↑	15
Non-Capital Felonies and Related Matters	2013	19	11	93	30	53	4	24	14	42	11	28	16	30			345
	2014	23	30	-	-	-	-	-	-	-	-	-	-	53	76.7%	↑	53
Other	2013	1	1	-	-	-	-	-	1	2	-	-	1	2			6
	2014	1	-	-	-	-	-	-	-	-	-	-	-	1	-50.0%	↓	1
Other Criminally Related Matters	2013	4	4	6	1	3	1	1	1	-	1	3	3	8			28
	2014	1	6	-	-	-	-	-	-	-	-	-	-	7	-12.5%	↓	7
Probates/Wills and Trusts	2013	-	-	-	1	-	-	-	-	-	-	-	-	0			1
Probates/Wills and Trusts	2013	-	1	-	3	-	1	-	-	-	1	-	-	1			6
Protective Orders	2013	-	1	-	-	-	-	-	-	-	-	-	-	1			1
Uncontested Divorce	2013	2	3	5	4	1	3	5	1	2	2	1	2	5			31
	2014	4	2	-	-	-	-	-	-	-	-	-	-	6	20.0%	↑	6

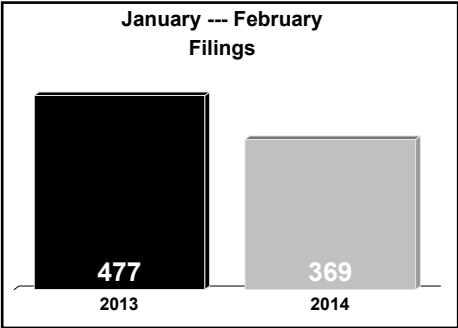
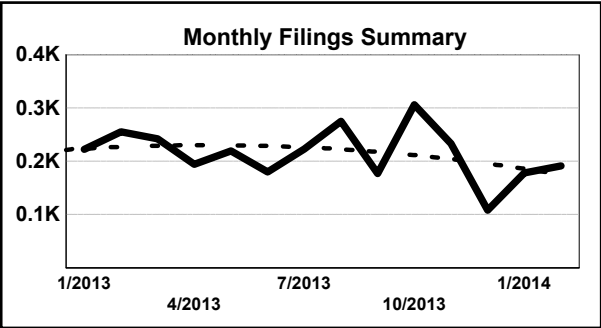
Locale/Circuit: Powhatan 11
Start/End Date: Jan-13 / Feb-14
Type of Case: Filings
AVG. Month: 48
2013 AVG Month: 49
2014 AVG Month: 43
Jan-Feb 2013: 86
Jan-Feb 2014: 86
Filings Trending: Steady →



	Jan	Feb	Mar	Apr	May	Jun	Jul	Aug	Sep	Oct	Nov	Dec	Thru Feb	% Change	Trending	Total
2013	53	33	47	65	28	71	57	38	50	63	31	51	86			587
2014	46	40	-	-	-	-	-	-	-	-	-	-	86	0.0%	↔	86

		Jan	Feb	Mar	Apr	May	Jun	Jul	Aug	Sep	Oct	Nov	Dec	Thru Feb	% Change	Trending	Total
Administrative Law	2013	1	1	-	-	-	-	-	-	-	-	-	-	2			2
	2014	1	-	-	-	-	-	-	-	-	-	-	-	1	-50.0%	↓	1
Contested Divorce	2013	5	2	1	1	6	6	3	2	3	4	4	2	7			39
	2014	6	8	-	-	-	-	-	-	-	-	-	-	14	100.0%	↑	14
Domestic and Family - Lev	2013	-	-	-	-	-	-	1	-	-	-	-	-	0			1
Domestic and Family - Lev	2013	-	-	1	-	-	-	-	-	-	1	1	-	0			3
General Civil - Level 1	2013	-	-	-	-	-	-	1	-	-	-	1	-	0			2
General Civil - Level 2	2013	3	3	5	6	4	4	8	4	8	7	5	4	6			61
	2014	-	1	-	-	-	-	-	-	-	-	-	-	1	-83.3%	↓	1
General Civil - Level 3	2013	1	1	4	1	2	5	3	-	2	1	3	1	2			24
	2014	2	2	-	-	-	-	-	-	-	-	-	-	4	100.0%	↑	4
Miscellaneous	2013	2	5	5	2	4	5	1	2	4	2	2	5	7			39
	2014	4	1	-	-	-	-	-	-	-	-	-	-	5	-28.6%	↓	5
Misdemeanor	2013	4	-	7	4	2	6	7	5	11	7	2	5	4			60
	2014	5	2	-	-	-	-	-	-	-	-	-	-	7	75.0%	↑	7
Non-Capital Felonies and Related Matters	2013	24	9	18	35	3	36	19	12	17	29	3	27	33			232
	2014	14	17	-	-	-	-	-	-	-	-	-	-	31	-6.1%	↓	31
Other	2013	3	-	-	-	-	1	-	2	1	2	2	1	3			12
Other Criminally Related Matters	2013	4	2	2	-	3	3	5	4	1	2	2	-	6			28
	2014	4	2	-	-	-	-	-	-	-	-	-	-	6	0.0%	↔	6
Probates/Wills and Trusts	2013	-	2	-	-	-	-	-	-	-	-	-	-	2			2
Probates/Wills and Trusts - Level 2	2013	2	-	-	-	-	-	2	1	-	1	1	-	2			7
	2014	-	1	-	-	-	-	-	-	-	-	-	-	1	-50.0%	↓	1
Uncontested Divorce	2013	4	8	4	16	4	5	7	6	3	7	5	6	12			75
	2014	10	6	-	-	-	-	-	-	-	-	-	-	16	33.3%	↑	16

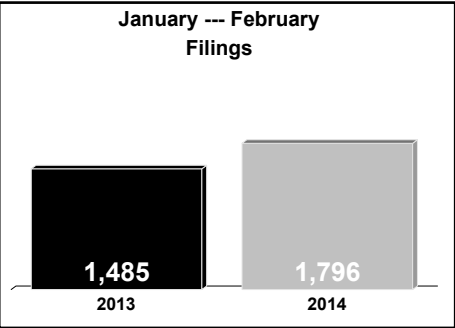
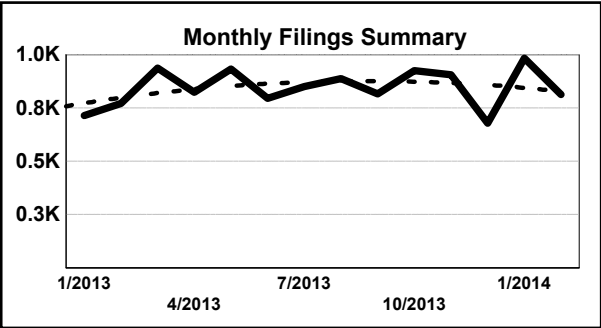
Locale/Circuit: Petersburg 11
Start/End Date: Jan-13 / Feb-14
Type of Case: Filings
AVG. Month: 215
2013 AVG Month: 220
2014 AVG Month: 185
Jan-Feb 2013: 477
Jan-Feb 2014: 369
Filings Trending: Downward ↓



	Jan	Feb	Mar	Apr	May	Jun	Jul	Aug	Sep	Oct	Nov	Dec	Thru Feb	% Change	Trending	Total
2013	222	255	242	194	219	180	223	275	177	306	233	108	477			2,634
2014	178	191	-	-	-	-	-	-	-	-	-	-	369	-22.6%	↓	369

		Jan	Feb	Mar	Apr	May	Jun	Jul	Aug	Sep	Oct	Nov	Dec	Thru Feb	% Change	Trending	Total
Administrative Law	2013	-	1	2	1	1	1	-	-	2	-	1	-	1			9
Capital Murder	2013	-	-	-	-	-	-	4	-	-	-	-	-	0			4
Contested Divorce	2013	1	6	3	5	1	3	2	3	2	2	3	1	7			32
	2014	3	2	-	-	-	-	-	-	-	-	-	-	5	-28.6%	↓	5
Domestic and Family - Level 1	2013	5	3	6	1	11	1	4	13	5	9	4	3	8			65
	2014	3	3	-	-	-	-	-	-	-	-	-	-	6	-25.0%	↓	6
Domestic and Family - Level 2	2013	-	-	1	2	1	1	4	3	3	1	2	-	0			18
	2014	4	2	-	-	-	-	-	-	-	-	-	-	6	0.0%	↔	6
General Civil - Level 1	2013	1	1	1	-	-	-	-	1	1	1	1	-	2			7
	2014	1	-	-	-	-	-	-	-	-	-	-	-	1	-50.0%	↓	1
General Civil - Level 2	2013	8	9	10	8	6	9	9	17	12	14	9	5	17			116
	2014	12	7	-	-	-	-	-	-	-	-	-	-	19	11.8%	↑	19
General Civil - Level 3	2013	7	21	9	9	6	6	9	5	5	6	17	11	28			111
	2014	3	13	-	-	-	-	-	-	-	-	-	-	16	-42.9%	↓	16
Miscellaneous	2013	44	49	39	40	47	48	25	32	24	37	33	25	93			443
	2014	39	48	-	-	-	-	-	-	-	-	-	-	87	-6.5%	↓	87
Misdemeanor	2013	26	30	27	29	35	33	30	45	36	20	26	17	56			354
	2014	30	19	-	-	-	-	-	-	-	-	-	-	49	-12.5%	↓	49
Non-Capital Felonies and Related Matters	2013	109	81	102	71	81	55	103	115	71	167	92	31	190			1,078
	2014	65	75	-	-	-	-	-	-	-	-	-	-	140	-26.3%	↓	140
Other	2013	3	1	2	1	5	3	6	4	2	5	2	3	4			37
	2014	-	2	-	-	-	-	-	-	-	-	-	-	2	-50.0%	↓	2
Other Criminally Related Matters	2013	12	48	27	18	17	16	17	31	10	34	32	10	60			272
	2014	13	11	-	-	-	-	-	-	-	-	-	-	24	-60.0%	↓	24
Probates/Wills and Trusts - Level 2	2013	-	1	-	2	-	1	1	1	-	1	1	-	1			8
	2014	2	2	-	-	-	-	-	-	-	-	-	-	4	300.0%	↑	4
Uncontested Divorce	2013	6	4	13	7	8	3	9	5	4	9	10	2	10			80
	2014	3	7	-	-	-	-	-	-	-	-	-	-	10	0.0%	↔	10

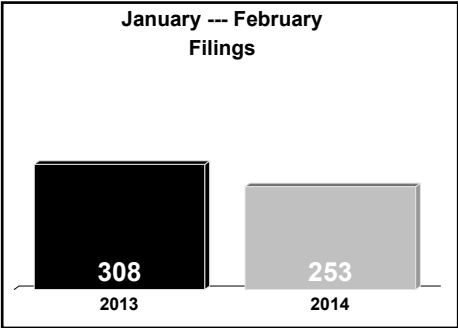
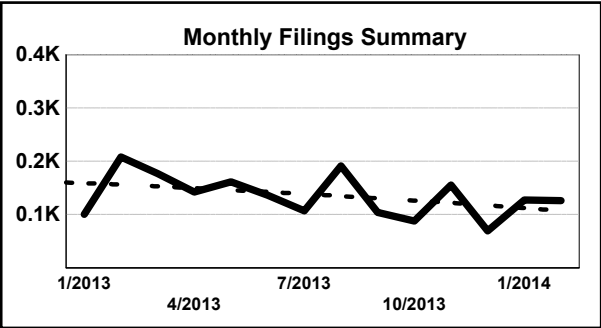
Locale/Circuit: Chesterfield 12
Start/End Date: Jan-13 / Feb-14
Type of Case: Filings
AVG. Month: 845
2013 AVG Month: 836
2014 AVG Month: 898
Jan-Feb 2013: 1,485
Jan-Feb 2014: 1,796
Filings Trending: Upward ↑



	Jan	Feb	Mar	Apr	May	Jun	Jul	Aug	Sep	Oct	Nov	Dec	Thru Feb	% Change	Trending	Total
2013	714	771	936	823	932	795	850	887	816	924	905	678	1,485			10,031
2014	983	813	-	-	-	-	-	-	-	-	-	-	1,796	20.9%	↑	1,796

		Jan	Feb	Mar	Apr	May	Jun	Jul	Aug	Sep	Oct	Nov	Dec	Thru Feb	% Change	Trending	Total
Administrative Law	2013	1	3	1	-	2	2	1	4	-	1	1	-	4			16
	2014	1	-	-	-	-	-	-	-	-	-	-	-	1	-75.0%	↓	1
Capital Murder	2013	-	-	-	-	-	-	-	-	1	-	-	1	0			2
Contested Divorce	2013	22	23	33	36	35	47	36	31	33	25	20	24	45			365
	2014	23	39	-	-	-	-	-	-	-	-	-	-	62	37.8%	↑	62
Domestic and Family - Level 1	2013	16	18	40	40	28	23	22	41	22	18	49	39	34			356
	2014	29	25	-	-	-	-	-	-	-	-	-	-	54	58.8%	↑	54
Domestic and Family - Level 2	2013	5	8	9	8	13	6	7	3	5	4	4	2	13			74
	2014	8	9	-	-	-	-	-	-	-	-	-	-	17	30.8%	↑	17
General Civil - Level 1	2013	3	-	1	2	4	3	1	-	2	-	5	2	3			23
General Civil - Level 2	2013	51	38	50	50	49	54	61	78	51	57	70	73	89			682
	2014	61	46	-	-	-	-	-	-	-	-	-	-	107	20.2%	↑	107
General Civil - Level 3	2013	19	16	12	27	34	27	18	21	26	14	20	21	35			255
	2014	34	19	-	-	-	-	-	-	-	-	-	-	53	51.4%	↑	53
Miscellaneous	2013	86	104	127	114	114	72	105	131	85	101	109	78	190			1,226
	2014	120	111	-	-	-	-	-	-	-	-	-	-	231	21.6%	↑	231
Misdemeanor	2013	153	186	201	152	181	179	169	172	120	257	179	102	339			2,051
	2014	228	127	-	-	-	-	-	-	-	-	-	-	355	4.7%	↑	355
Non-Capital Felonies and Related Matters	2013	258	251	334	279	354	270	298	287	355	308	344	236	509			3,574
	2014	346	296	-	-	-	-	-	-	-	-	-	-	642	26.1%	↑	642
Other	2013	7	6	4	6	5	2	7	6	4	7	7	3	13			64
	2014	9	4	-	-	-	-	-	-	-	-	-	-	13	0.0%	↔	13
Other Criminally Related Matters	2013	16	35	35	28	31	32	35	44	24	45	25	26	51			376
	2014	40	37	-	-	-	-	-	-	-	-	-	-	77	51.0%	↑	77
Probates/Wills and Trusts - Level 1	2013	1	-	1	2	-	-	2	1	3	1	1	1	1			13
	2014	2	1	-	-	-	-	-	-	-	-	-	-	3	200.0%	↑	3
Probates/Wills and Trusts - Level 2	2013	1	10	7	6	6	9	2	3	6	7	4	2	11			63
	2014	6	7	-	-	-	-	-	-	-	-	-	-	13	18.2%	↑	13
Protective Orders	2013	-	-	-	-	-	-	-	-	-	3	-	1	0			4
Uncontested Divorce	2013	75	73	81	73	76	69	86	65	79	76	67	67	148			887
	2014	76	92	-	-	-	-	-	-	-	-	-	-	168	13.5%	↑	168

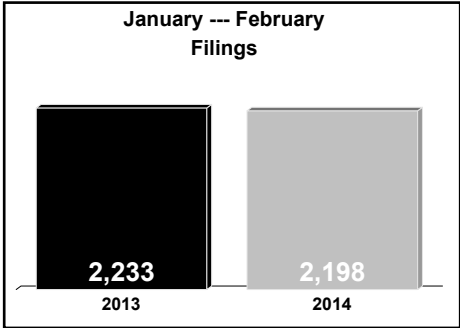
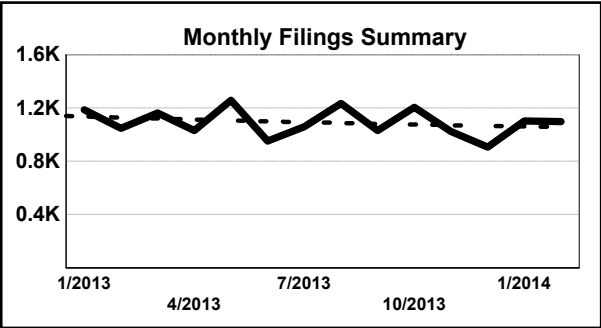
Locale/Circuit: Colonial Heights 12
Start/End Date: Jan-13 / Feb-14
Type of Case: Filings
AVG. Month: 135
2013 AVG Month: 137
2014 AVG Month: 127
Jan-Feb 2013: 308
Jan-Feb 2014: 253
Filings Trending: Downward ↓



	Jan	Feb	Mar	Apr	May	Jun	Jul	Aug	Sep	Oct	Nov	Dec	Thru Feb	% Change	Trending	Total
2013	100	208	177	142	161	136	107	191	104	88	155	69	308			1,638
2014	127	126	-	-	-	-	-	-	-	-	-	-	253	-17.9%	↓	253

		Jan	Feb	Mar	Apr	May	Jun	Jul	Aug	Sep	Oct	Nov	Dec	Thru Feb	% Change	Trending	Total
Administrative Law	2013	-	1	-	-	-	-	1	-	-	-	-	-	1			2
Contested Divorce	2013	3	2	4	2	3	1	2	3	-	-	1	1	5			22
	2014	5	3	-	-	-	-	-	-	-	-	-	-	8	60.0%	↑	8
Domestic and Family - Level 1	2013	2	1	2	1	4	-	1	-	3	2	1	2	3			19
	2014	1	2	-	-	-	-	-	-	-	-	-	-	3	0.0%	↔	3
Domestic and Family - Level 2	2013	-	1	-	-	-	-	-	1	-	1	1	1	1			5
	2014	2	1	-	-	-	-	-	-	-	-	-	-	3	200.0%	↑	3
General Civil - Level 1	2014	-	1	-	-	-	-	-	-	-	-	-	-	1			1
General Civil - Level 2	2013	3	3	6	4	7	1	1	2	5	2	5	1	6			40
	2014	1	2	-	-	-	-	-	-	-	-	-	-	3	-50.0%	↓	3
General Civil - Level 3	2013	1	1	3	-	5	2	8	4	-	1	-	1	2			26
	2014	1	2	-	-	-	-	-	-	-	-	-	-	3	50.0%	↑	3
Miscellaneous	2013	9	14	11	15	3	7	5	5	5	7	5	6	23			92
	2014	9	10	-	-	-	-	-	-	-	-	-	-	19	-17.4%	↓	19
Misdemeanor	2013	30	60	70	49	70	54	35	59	28	34	34	29	90			552
	2014	27	28	-	-	-	-	-	-	-	-	-	-	55	-38.9%	↓	55
Non-Capital Felonies and Related Matters	2013	33	104	51	53	38	52	35	97	49	27	91	20	137			650
	2014	70	64	-	-	-	-	-	-	-	-	-	-	134	-2.2%	↓	134
Other	2013	1	1	2	2	3	2	7	2	-	1	1	1	2			23
	2014	1	3	-	-	-	-	-	-	-	-	-	-	4	100.0%	↑	4
Other Criminally Related Matters	2013	6	12	21	9	15	11	9	13	9	10	13	5	18			133
	2014	5	2	-	-	-	-	-	-	-	-	-	-	7	-61.1%	↓	7
Probates/Wills and Trusts - Level 1	2013	1	-	-	-	1	-	-	-	-	1	-	-	1			3
	2014	1	-	-	-	-	-	-	-	-	-	-	-	1	0.0%	↔	1
Probates/Wills and Trusts	2013	1	1	1	-	1	1	-	1	-	1	-	-	2			7
Protective Orders	2013	2	-	-	1	1	-	-	1	-	-	-	-	2			5
Uncontested Divorce	2013	8	7	6	6	10	5	3	3	5	1	3	2	15			59
	2014	4	8	-	-	-	-	-	-	-	-	-	-	12	-20.0%	↓	12

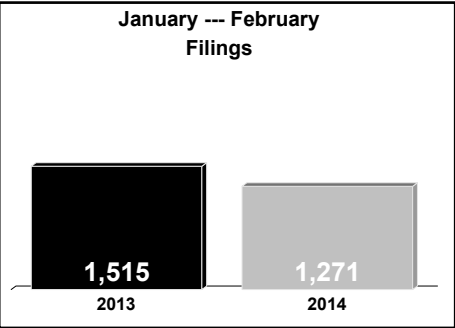
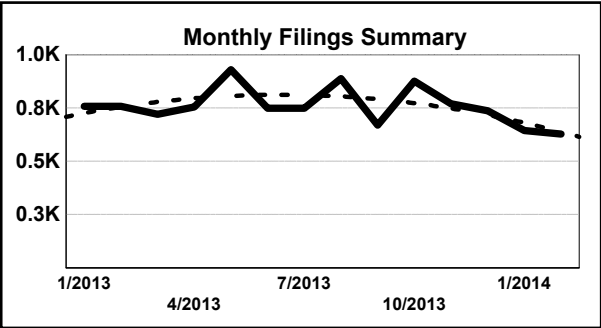
Locale/Circuit: Richmond 13
Start/End Date: Jan-13 / Feb-14
Type of Case: Filings
AVG. Month: 1,092
2013 AVG Month: 1,090
2014 AVG Month: 1,099
Jan-Feb 2013: 2,233
Jan-Feb 2014: 2,198
Filings Trending: Steady ➡



	Jan	Feb	Mar	Apr	May	Jun	Jul	Aug	Sep	Oct	Nov	Dec	Thru Feb	% Change	Trending	Total
2013	1,186	1,047	1,161	1,029	1,256	952	1,059	1,233	1,030	1,204	1,023	905	2,233			13,085
2014	1,101	1,097	-	-	-	-	-	-	-	-	-	-	2,198	-1.6%	↓	2,198

		Jan	Feb	Mar	Apr	May	Jun	Jul	Aug	Sep	Oct	Nov	Dec	Thru Feb	% Change	Trending	Total
Administrative Law	2013	3	2	-	-	2	1	2	3	4	5	3	2	5			27
	2014	4	2	-	-	-	-	-	-	-	-	-	-	6	20.0%	↑	6
Capital Murder	2013	-	-	-	-	-	-	1	1	-	-	-	-	0			2
Contested Divorce	2013	16	21	21	15	19	16	16	14	14	12	12	7	37			183
	2014	11	24	-	-	-	-	-	-	-	-	-	-	35	-5.4%	↓	35
Domestic and Family - Level 1	2013	13	40	18	17	9	26	10	14	11	13	11	7	53			189
	2014	11	11	-	-	-	-	-	-	-	-	-	-	22	-58.5%	↓	22
Domestic and Family - Level 2	2013	4	6	6	4	4	5	7	7	6	8	5	10	10			72
	2014	4	8	-	-	-	-	-	-	-	-	-	-	12	20.0%	↑	12
General Civil - Level 1	2013	8	4	7	7	15	9	3	5	4	3	2	4	12			71
	2014	6	9	-	-	-	-	-	-	-	-	-	-	15	25.0%	↑	15
General Civil - Level 2	2013	127	125	99	103	112	122	89	92	126	110	102	90	252			1,297
	2014	122	100	-	-	-	-	-	-	-	-	-	-	222	-11.9%	↓	222
General Civil - Level 3	2013	31	26	37	33	33	24	35	40	50	51	43	37	57			440
	2014	42	43	-	-	-	-	-	-	-	-	-	-	85	49.1%	↑	85
Miscellaneous	2013	250	264	237	216	187	169	235	307	233	187	151	209	514			2,645
	2014	244	255	-	-	-	-	-	-	-	-	-	-	499	-2.9%	↓	499
Misdemeanor	2013	147	91	157	105	168	109	114	103	92	130	112	108	238			1,436
	2014	103	114	-	-	-	-	-	-	-	-	-	-	217	-8.8%	↓	217
Non-Capital Felonies and Related Matters	2013	503	383	451	439	553	369	447	532	384	548	494	319	886			5,422
	2014	430	391	-	-	-	-	-	-	-	-	-	-	821	-7.3%	↓	821
Other	2013	29	17	34	26	30	30	36	25	33	51	29	30	46			370
	2014	27	30	-	-	-	-	-	-	-	-	-	-	57	23.9%	↑	57
Other Criminally Related Matters	2013	18	23	50	10	84	34	31	47	37	46	26	46	41			452
	2014	53	48	-	-	-	-	-	-	-	-	-	-	101	146.3%	↑	101
Probates/Wills and Trusts	2013	-	-	-	-	1	-	-	-	-	-	-	-	0			1
Probates/Wills and Trusts - Level 2	2013	12	7	5	9	5	7	9	4	10	5	5	6	19			84
	2014	13	14	-	-	-	-	-	-	-	-	-	-	27	42.1%	↑	27
Uncontested Divorce	2013	25	38	39	45	34	31	24	39	26	35	28	30	63			394
	2014	31	48	-	-	-	-	-	-	-	-	-	-	79	25.4%	↑	79

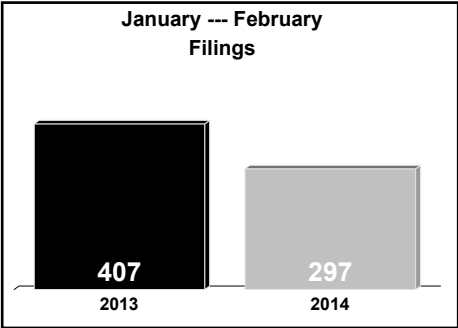
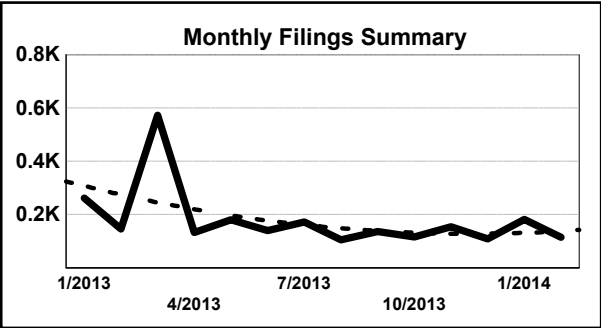
Locale/Circuit: Henrico 14
Start/End Date: Jan-13 / Feb-14
Type of Case: Filings
AVG. Month: 759
2013 AVG Month: 779
2014 AVG Month: 636
Jan-Feb 2013: 1,515
Jan-Feb 2014: 1,271
Filings Trending: Downward ↓



	Jan	Feb	Mar	Apr	May	Jun	Jul	Aug	Sep	Oct	Nov	Dec	Thru Feb	% Change	Trending	Total
2013	758	757	720	755	929	748	749	887	669	876	769	736	1,515			9,353
2014	643	628	-	-	-	-	-	-	-	-	-	-	1,271	-16.1%	↓	1,271

		Jan	Feb	Mar	Apr	May	Jun	Jul	Aug	Sep	Oct	Nov	Dec	Thru Feb	% Change	Trending	Total
Administrative Law	2013	-	-	-	-	1	2	-	1	-	2	2	-	0			8
	2014	-	3	-	-	-	-	-	-	-	-	-	-	3	0.0%	↔	3
Capital Murder	2013	1	1	-	-	-	-	-	-	-	-	-	-	2			2
Contested Divorce	2013	21	24	34	29	37	27	34	29	20	19	26	20	45			320
	2014	22	23	-	-	-	-	-	-	-	-	-	-	45	0.0%	↔	45
Domestic and Family - Level 1	2013	12	19	25	20	20	19	1	25	20	25	20	17	31			223
	2014	23	19	-	-	-	-	-	-	-	-	-	-	42	35.5%	↑	42
Domestic and Family - Level 2	2013	9	2	5	5	9	6	9	12	13	12	10	11	11			103
	2014	12	8	-	-	-	-	-	-	-	-	-	-	20	81.8%	↑	20
General Civil - Level 1	2013	1	-	2	1	3	-	3	-	4	3	2	2	1			21
General Civil - Level 2	2013	73	53	68	60	65	60	39	53	52	83	153	109	126			868
	2014	37	51	-	-	-	-	-	-	-	-	-	-	88	-30.2%	↓	88
General Civil - Level 3	2013	25	18	18	19	30	25	33	26	27	23	12	15	43			271
	2014	15	20	-	-	-	-	-	-	-	-	-	-	35	-18.6%	↓	35
Miscellaneous	2013	81	81	97	93	89	57	98	83	83	98	85	82	162			1,027
	2014	64	91	-	-	-	-	-	-	-	-	-	-	155	-4.3%	↓	155
Misdemeanor	2013	137	155	116	127	164	133	170	124	116	125	98	129	292			1,594
	2014	74	112	-	-	-	-	-	-	-	-	-	-	186	-36.3%	↓	186
Non-Capital Felonies and Related Matters	2013	278	278	200	264	360	297	220	384	238	356	239	240	556			3,354
	2014	294	194	-	-	-	-	-	-	-	-	-	-	488	-12.2%	↓	488
Other	2013	19	20	15	16	16	10	8	16	7	10	17	13	39			167
	2014	7	14	-	-	-	-	-	-	-	-	-	-	21	-46.2%	↓	21
Other Criminally Related Matters	2013	43	37	39	44	46	27	51	43	29	40	34	43	80			476
	2014	26	28	-	-	-	-	-	-	-	-	-	-	54	-32.5%	↓	54
Probates/Wills and Trusts	2013	1	-	2	1	-	-	-	-	1	-	-	-	1			5
Probates/Wills and Trusts - Level 2	2013	7	7	9	2	14	6	6	7	4	3	6	7	14			78
	2014	5	7	-	-	-	-	-	-	-	-	-	-	12	-14.3%	↓	12
Protective Orders	2013	1	3	2	3	4	5	8	2	-	-	-	-	4			28
Uncontested Divorce	2013	49	59	88	71	71	74	69	82	55	77	65	48	108			808
	2014	64	58	-	-	-	-	-	-	-	-	-	-	122	13.0%	↑	122

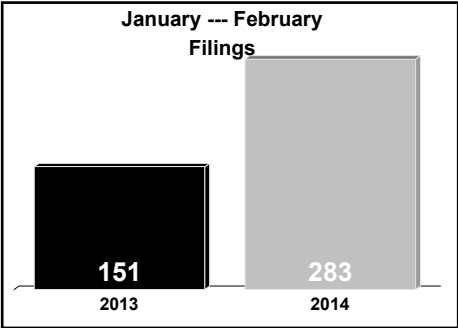
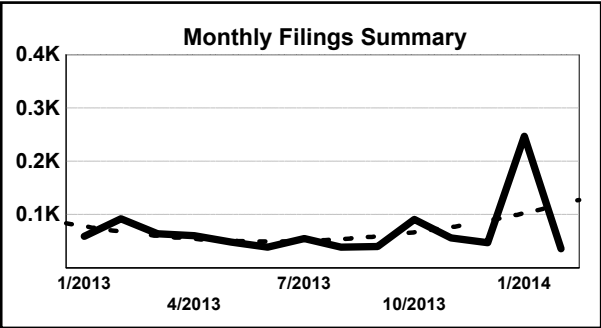
Locale/Circuit: Caroline 15
Start/End Date: Jan-13 / Feb-14
Type of Case: Filings
AVG. Month: 180
2013 AVG Month: 185
2014 AVG Month: 149
Jan-Feb 2013: 407
Jan-Feb 2014: 297
Filings Trending: Downward ↓



	Jan	Feb	Mar	Apr	May	Jun	Jul	Aug	Sep	Oct	Nov	Dec	Thru Feb	% Change	Trending	Total
2013	261	146	572	133	180	140	172	105	136	116	154	109	407			2,224
2014	182	115	-	-	-	-	-	-	-	-	-	-	297	-27.0%	↓	297

		Jan	Feb	Mar	Apr	May	Jun	Jul	Aug	Sep	Oct	Nov	Dec	Thru Feb	% Change	Trending	Total
Administrative Law	2013	-	-	1	-	-	-	1	-	1	-	-	-	0			3
Capital Murder	2013	1	-	1	-	-	-	-	-	-	-	-	-	1			2
Contested Divorce	2013	1	1	3	-	3	3	2	1	-	1	2	1	2			18
	2014	-	2	-	-	-	-	-	-	-	-	-	-	2	0.0%	↔	2
Domestic and Family - Level 1	2013	1	4	4	4	1	2	3	2	2	1	3	2	5			29
	2014	2	4	-	-	-	-	-	-	-	-	-	-	6	20.0%	↑	6
Domestic and Family - Level 2	2013	3	-	-	-	1	-	2	-	1	-	-	-	3			7
	2014	-	1	-	-	-	-	-	-	-	-	-	-	1	-66.7%	↓	1
General Civil - Level 1	2013	-	-	-	-	1	-	-	-	-	-	-	-	0			1
General Civil - Level 2	2013	7	7	2	3	9	4	7	11	8	5	9	4	14			76
	2014	5	3	-	-	-	-	-	-	-	-	-	-	8	-42.9%	↓	8
General Civil - Level 3	2013	3	6	4	4	-	6	6	-	3	2	1	4	9			39
	2014	-	2	-	-	-	-	-	-	-	-	-	-	2	-77.8%	↓	2
Miscellaneous	2013	120	76	84	56	56	46	35	44	50	38	49	52	196			706
	2014	49	53	-	-	-	-	-	-	-	-	-	-	102	-48.0%	↓	102
Misdemeanor	2013	18	11	33	12	41	17	16	10	13	14	24	9	29			218
	2014	24	4	-	-	-	-	-	-	-	-	-	-	28	-3.4%	↓	28
Non-Capital Felonies and Related Matters	2013	94	31	429	48	60	57	75	27	47	40	59	25	125			992
	2014	91	40	-	-	-	-	-	-	-	-	-	-	131	4.8%	↑	131
Other	2013	1	2	2	3	1	1	4	2	3	3	1	2	3			25
	2014	2	1	-	-	-	-	-	-	-	-	-	-	3	0.0%	↔	3
Other Criminally Related Matters	2013	6	4	4	1	5	2	10	4	7	9	4	3	10			59
	2014	4	1	-	-	-	-	-	-	-	-	-	-	5	-50.0%	↓	5
Uncontested Divorce	2013	6	4	5	2	2	2	11	4	1	3	2	7	10			49
	2014	5	4	-	-	-	-	-	-	-	-	-	-	9	-10.0%	↓	9

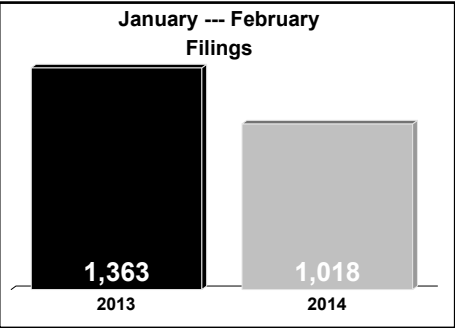
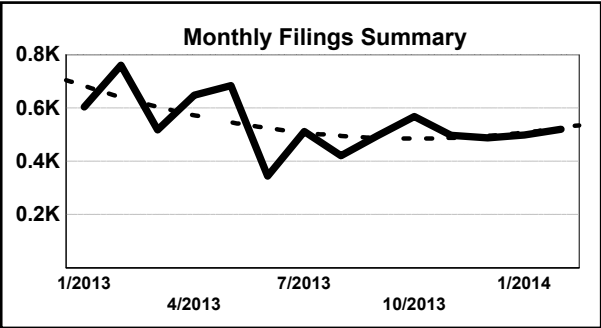
Locale/Circuit: Essex 15
Start/End Date: Jan-13 / Feb-14
Type of Case: Filings
AVG. Month: 70
2013 AVG Month: 58
2014 AVG Month: 142
Jan-Feb 2013: 151
Jan-Feb 2014: 283
Filings Trending: Upward ↑



	Jan	Feb	Mar	Apr	May	Jun	Jul	Aug	Sep	Oct	Nov	Dec	Thru Feb	% Change	Trending	Total
2013	59	92	64	60	48	39	55	39	40	91	56	47	151			690
2014	247	36	-	-	-	-	-	-	-	-	-	-	283	87.4%	↑	283

		Jan	Feb	Mar	Apr	May	Jun	Jul	Aug	Sep	Oct	Nov	Dec	Thru Feb	% Change	Trending	Total
Contested Divorce	2013	-	-	2	-	3	1	2	2	1	-	-	1	0			12
	2014	-	1	-	-	-	-	-	-	-	-	-	-	1	0.0%	↔	1
Domestic and Family - Lev	2013	-	-	1	-	1	-	1	-	2	-	-	-	0			5
Domestic and Family - Lev	2013	-	-	1	-	1	-	-	-	1	-	-	-	0			3
General Civil - Level 2	2013	1	3	3	4	2	3	2	-	-	3	-	2	4			23
	2014	1	2	-	-	-	-	-	-	-	-	-	-	3	-25.0%	↓	3
General Civil - Level 3	2013	3	-	1	7	-	-	-	-	-	-	1	-	3			12
	2014	1	4	-	-	-	-	-	-	-	-	-	-	5	66.7%	↑	5
Miscellaneous	2013	39	25	36	10	21	20	16	23	22	20	19	20	64			271
	2014	25	18	-	-	-	-	-	-	-	-	-	-	43	-32.8%	↓	43
Misdemeanor	2013	7	10	3	10	5	2	7	8	3	8	-	4	17			67
	2014	3	2	-	-	-	-	-	-	-	-	-	-	5	-70.6%	↓	5
Non-Capital Felonies and Related Matters	2013	4	43	10	18	6	7	22	1	8	58	30	16	47			223
	2014	217	2	-	-	-	-	-	-	-	-	-	-	219	366.0%	↑	219
Other	2013	1	2	-	-	-	2	1	1	-	-	1	-	3			8
Other Criminally Related Matters	2013	2	6	2	6	3	1	2	4	1	2	3	2	8			34
	2014	-	4	-	-	-	-	-	-	-	-	-	-	4	-50.0%	↓	4
Probates/Wills and Trusts	2013	-	2	-	-	-	-	-	-	-	-	-	1	2			3
Probates/Wills and Trusts	2013	-	-	-	-	-	1	-	-	-	-	-	-	0			1
Uncontested Divorce	2013	2	1	5	5	6	2	2	-	2	-	2	1	3			28
	2014	-	3	-	-	-	-	-	-	-	-	-	-	3	0.0%	↔	3

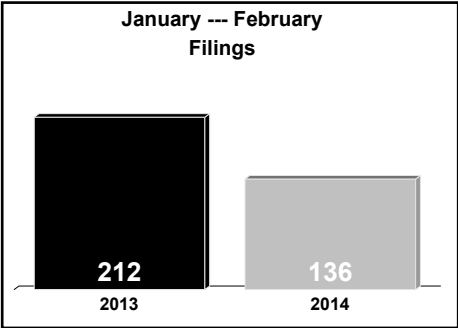
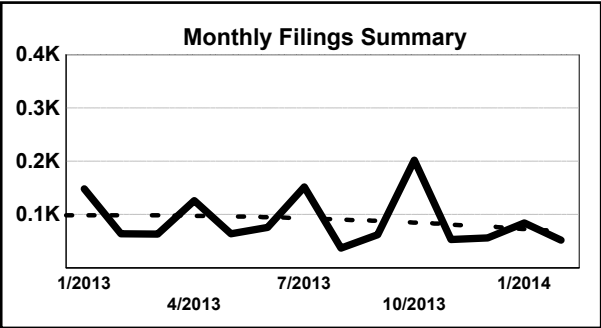
Locale/Circuit: Hanover 15
Start/End Date: Jan-13 / Feb-14
Type of Case: Filings
AVG. Month: 540
2013 AVG Month: 545
2014 AVG Month: 509
Jan-Feb 2013: 1,363
Jan-Feb 2014: 1,018
Filings Trending: Downward ↓



	Jan	Feb	Mar	Apr	May	Jun	Jul	Aug	Sep	Oct	Nov	Dec	Thru Feb	% Change	Trending	Total
2013	603	760	518	648	683	344	511	420	496	568	497	487	1,363			6,535
2014	498	520	-	-	-	-	-	-	-	-	-	-	1,018	-25.3%	↓	1,018

		Jan	Feb	Mar	Apr	May	Jun	Jul	Aug	Sep	Oct	Nov	Dec	Thru Feb	% Change	Trending	Total
Administrative Law	2013	-	1	-	-	-	-	1	1	-	1	-	-	1			4
Capital Murder	2013	-	-	-	-	2	-	-	-	-	-	-	-	0			2
Contested Divorce	2013	18	30	38	26	22	23	21	27	19	21	17	12	48			274
	2014	18	24	-	-	-	-	-	-	-	-	-	-	42	-12.5%	↓	42
Domestic and Family - Level 1	2013	8	8	10	6	13	7	10	9	11	10	6	12	16			110
	2014	7	8	-	-	-	-	-	-	-	-	-	-	15	-6.3%	↓	15
Domestic and Family - Level 2	2013	2	3	1	4	4	8	4	1	3	6	8	9	5			53
	2014	2	1	-	-	-	-	-	-	-	-	-	-	3	-40.0%	↓	3
General Civil - Level 1	2013	-	-	1	-	-	-	-	-	-	-	-	1	0			2
General Civil - Level 2	2013	9	11	9	9	16	13	11	16	12	17	38	23	20			184
	2014	8	14	-	-	-	-	-	-	-	-	-	-	22	10.0%	↑	22
General Civil - Level 3	2013	5	9	12	10	7	3	6	4	11	11	10	6	14			94
	2014	9	5	-	-	-	-	-	-	-	-	-	-	14	0.0%	↔	14
Miscellaneous	2013	320	372	216	276	342	87	205	113	190	183	172	204	692			2,680
	2014	226	177	-	-	-	-	-	-	-	-	-	-	403	-41.8%	↓	403
Misdemeanor	2013	82	52	63	90	70	44	60	70	51	92	82	68	134			824
	2014	55	68	-	-	-	-	-	-	-	-	-	-	123	-8.2%	↓	123
Non-Capital Felonies and Related Matters	2013	68	157	74	85	109	91	95	100	111	140	96	91	225			1,217
	2014	117	135	-	-	-	-	-	-	-	-	-	-	252	12.0%	↑	252
Other	2013	10	19	12	13	11	10	18	14	10	16	12	15	29			160
	2014	13	9	-	-	-	-	-	-	-	-	-	-	22	-24.1%	↓	22
Other Criminally Related Matters	2013	27	22	26	61	26	17	33	16	19	25	23	18	49			313
	2014	12	16	-	-	-	-	-	-	-	-	-	-	28	-42.9%	↓	28
Probates/Wills and Trusts - Level 1	2013	-	-	-	-	-	-	-	1	1	-	-	-	0			2
	2014	1	-	-	-	-	-	-	-	-	-	-	-	1	0.0%	↔	1
Probates/Wills and Trusts - Level 2	2013	1	3	-	-	2	2	1	3	3	5	-	-	4			20
	2014	1	3	-	-	-	-	-	-	-	-	-	-	4	0.0%	↔	4
Uncontested Divorce	2013	53	73	56	68	59	39	46	45	55	41	33	28	126			596
	2014	29	60	-	-	-	-	-	-	-	-	-	-	89	-29.4%	↓	89

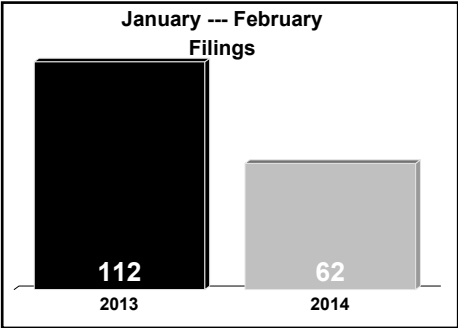
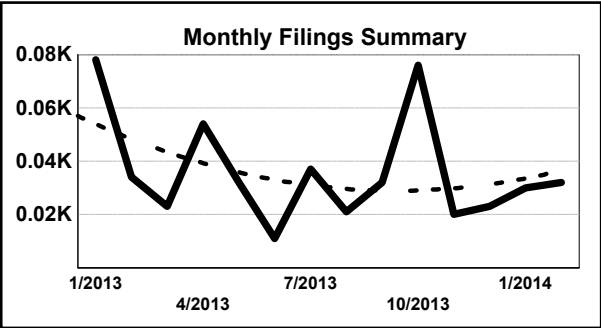
Locale/Circuit: King George 15
Start/End Date: Jan-13 / Feb-14
Type of Case: Filings
AVG. Month: 89
2013 AVG Month: 92
2014 AVG Month: 68
Jan-Feb 2013: 212
Jan-Feb 2014: 136
Filings Trending: Downward ↓



	Jan	Feb	Mar	Apr	May	Jun	Jul	Aug	Sep	Oct	Nov	Dec	Thru Feb	% Change	Trending	Total
2013	148	64	63	126	64	76	152	37	62	202	53	56	212			1,103
2014	84	52	-	-	-	-	-	-	-	-	-	-	136	-35.8%	↓	136

		Jan	Feb	Mar	Apr	May	Jun	Jul	Aug	Sep	Oct	Nov	Dec	Thru Feb	% Change	Trending	Total
Contested Divorce	2013	-	3	3	1	2	3	2	1	1	1	2	-	3			19
	2014	1	-	-	-	-	-	-	-	-	-	-	-	1	-66.7%	↓	1
Domestic and Family - Level 1	2013	-	10	2	4	3	4	1	3	-	-	2	5	10			34
	2014	1	2	-	-	-	-	-	-	-	-	-	-	3	-70.0%	↓	3
Domestic and Family - Level 2	2013	1	-	3	-	-	1	1	-	1	2	1	-	1			10
	2014	-	1	-	-	-	-	-	-	-	-	-	-	1	0.0%	↔	1
General Civil - Level 2	2013	2	-	4	4	10	7	11	2	4	7	2	4	2			57
	2014	3	1	-	-	-	-	-	-	-	-	-	-	4	100.0%	↑	4
General Civil - Level 3	2013	-	1	1	1	6	2	4	2	-	-	1	-	1			18
	2014	-	2	-	-	-	-	-	-	-	-	-	-	2	100.0%	↑	2
Miscellaneous	2013	4	5	5	5	4	7	8	3	4	4	4	3	9			56
	2014	1	6	-	-	-	-	-	-	-	-	-	-	7	-22.2%	↓	7
Misdemeanor	2013	51	14	13	33	10	19	59	9	10	56	9	9	65			292
	2014	17	5	-	-	-	-	-	-	-	-	-	-	22	-66.2%	↓	22
Non-Capital Felonies and Related Matters	2013	81	23	27	72	21	22	58	12	41	124	30	28	104			539
	2014	57	27	-	-	-	-	-	-	-	-	-	-	84	-19.2%	↓	84
Other	2013	1	1	-	1	-	-	1	-	-	1	1	1	2			7
Other Criminally Related Matters	2013	1	4	-	1	1	1	2	3	1	1	-	1	5			16
	2014	-	1	-	-	-	-	-	-	-	-	-	-	1	-80.0%	↓	1
Probates/Wills and Trusts	2013	-	-	-	-	-	1	-	-	-	-	-	1	0			2
Probates/Wills and Trusts - Level 2	2013	-	-	-	-	-	2	-	-	-	1	1	-	0			4
	2014	-	1	-	-	-	-	-	-	-	-	-	-	1	0.0%	↔	1
Uncontested Divorce	2013	7	3	5	4	7	7	5	2	-	5	-	4	10			49
	2014	4	6	-	-	-	-	-	-	-	-	-	-	10	0.0%	↔	10

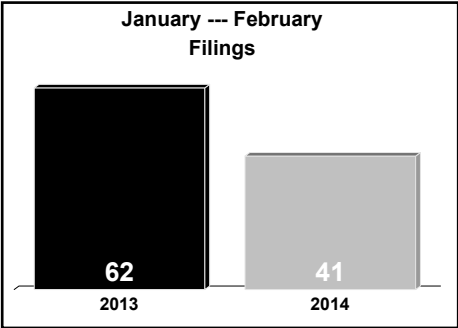
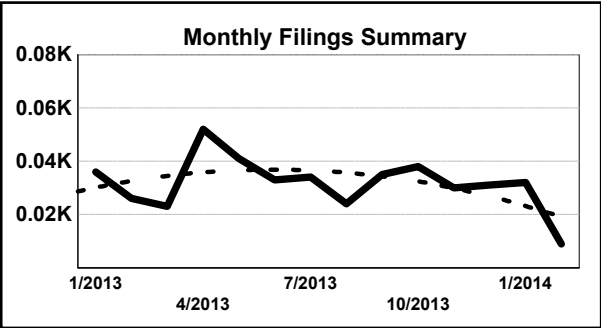
Locale/Circuit: Lancaster 15
Start/End Date: Jan-13 / Feb-14
Type of Case: Filings
AVG. Month: 36
2013 AVG Month: 37
2014 AVG Month: 31
Jan-Feb 2013: 112
Jan-Feb 2014: 62
Filings Trending: Downward ↓



	Jan	Feb	Mar	Apr	May	Jun	Jul	Aug	Sep	Oct	Nov	Dec	Thru Feb	% Change	Trending	Total
2013	78	34	23	54	32	11	37	21	32	76	20	23	112			441
2014	30	32	-	-	-	-	-	-	-	-	-	-	62	-44.6%	↓	62

		Jan	Feb	Mar	Apr	May	Jun	Jul	Aug	Sep	Oct	Nov	Dec	Thru Feb	% Change	Trending	Total
Contested Divorce	2013	2	-	1	1	-	-	1	1	-	1	1	-	2			8
	2014	-	2	-	-	-	-	-	-	-	-	-	-	2	0.0%	↔	2
Domestic and Family - Lev	2013	-	1	-	1	1	-	-	-	-	-	-	-	1			3
Domestic and Family - Lev	2013	-	-	-	-	-	-	-	1	2	-	1	-	0			4
General Civil - Level 1	2013	1	-	-	-	-	-	1	-	-	-	1	-	1			3
General Civil - Level 2	2013	1	1	2	4	3	3	2	1	2	-	2	2	2			23
	2014	-	2	-	-	-	-	-	-	-	-	-	-	2	0.0%	↔	2
General Civil - Level 3	2013	1	2	1	1	-	1	-	-	2	-	4	5	3			17
	2014	-	1	-	-	-	-	-	-	-	-	-	-	1	-66.7%	↓	1
Miscellaneous	2013	2	1	3	4	3	-	-	3	2	4	2	3	3			27
	2014	1	3	-	-	-	-	-	-	-	-	-	-	4	33.3%	↑	4
Misdemeanor	2013	7	6	-	6	6	3	6	6	9	19	3	4	13			75
	2014	5	-	-	-	-	-	-	-	-	-	-	-	5	-61.5%	↓	5
Non-Capital Felonies and Related Matters	2013	58	19	13	34	13	3	20	3	11	49	2	5	77			230
	2014	20	19	-	-	-	-	-	-	-	-	-	-	39	-49.4%	↓	39
Other	2013	2	-	-	-	4	-	1	1	2	1	1	1	2			13
	2014	-	1	-	-	-	-	-	-	-	-	-	-	1	-50.0%	↓	1
Other Criminally Related Matters	2013	3	3	2	1	1	1	5	5	1	1	2	2	6			27
	2014	1	2	-	-	-	-	-	-	-	-	-	-	3	-50.0%	↓	3
Probates/Wills and Trusts	2013	-	-	1	-	-	-	-	-	-	-	-	-	0			1
Probates/Wills and Trusts	2014	-	1	-	-	-	-	-	-	-	-	-	-	1			1
Uncontested Divorce	2013	1	1	-	2	1	-	1	-	1	1	1	1	2			10
	2014	3	1	-	-	-	-	-	-	-	-	-	-	4	100.0%	↑	4

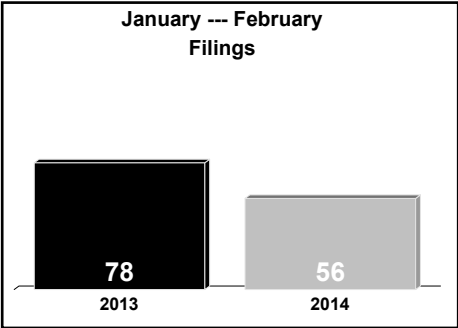
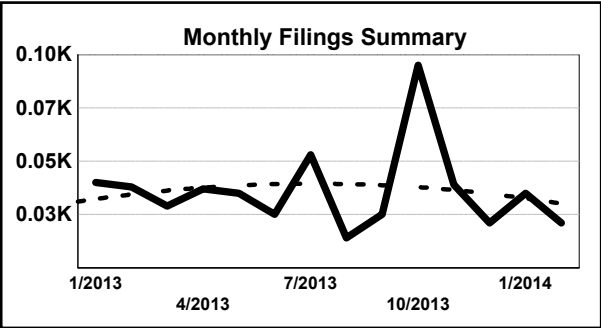
Locale/Circuit: Northumberland 15
Start/End Date: Jan-13 / Feb-14
Type of Case: Filings
AVG. Month: 32
2013 AVG Month: 34
2014 AVG Month: 21
Jan-Feb 2013: 62
Jan-Feb 2014: 41
Filings Trending: Downward ↓



	Jan	Feb	Mar	Apr	May	Jun	Jul	Aug	Sep	Oct	Nov	Dec	Thru Feb	% Change	Trending	Total
2013	36	26	23	52	41	33	34	24	35	38	30	31	62			403
2014	32	9	-	-	-	-	-	-	-	-	-	-	41	-33.9%	↓	41

		Jan	Feb	Mar	Apr	May	Jun	Jul	Aug	Sep	Oct	Nov	Dec	Thru Feb	% Change	Trending	Total
Administrative Law	2013	-	-	-	-	-	-	-	1	-	-	-	-	0			1
Contested Divorce	2013	-	-	1	1	1	-	-	-	-	4	2	1	0			10
	2014	1	3	-	-	-	-	-	-	-	-	-	-	4	0.0%	↔	4
Domestic and Family - Level 1	2013	-	-	1	-	-	1	2	1	1	-	-	-	0			6
	2014	1	-	-	-	-	-	-	-	-	-	-	-	1	0.0%	↔	1
Domestic and Family - Level 2	2013	-	-	-	-	-	1	-	-	-	-	-	-	0			1
	2014	1	-	-	-	-	-	-	-	-	-	-	-	1	0.0%	↔	1
General Civil - Level 2	2013	1	3	1	3	2	-	2	1	-	2	2	4	4			21
	2014	4	-	-	-	-	-	-	-	-	-	-	-	4	0.0%	↔	4
General Civil - Level 3	2013	-	-	-	1	-	2	-	1	-	1	1	-	0			6
	2014	1	1	-	-	-	-	-	-	-	-	-	-	2	0.0%	↔	2
Miscellaneous	2013	2	-	2	-	1	2	1	1	3	4	3	-	2			19
	2014	2	1	-	-	-	-	-	-	-	-	-	-	3	50.0%	↑	3
Misdemeanor	2013	11	5	4	6	10	4	11	5	2	1	8	3	16			70
	2014	5	-	-	-	-	-	-	-	-	-	-	-	5	-68.8%	↓	5
Non-Capital Felonies and Related Matters	2013	17	15	12	39	18	21	16	11	24	23	6	18	32			220
	2014	14	1	-	-	-	-	-	-	-	-	-	-	15	-53.1%	↓	15
Other	2013	3	-	-	-	1	1	1	-	-	-	5	1	3			12
Other Criminally Related Matters	2013	-	2	2	1	3	1	1	1	2	-	-	-	2			13
	2014	2	-	-	-	-	-	-	-	-	-	-	-	2	0.0%	↔	2
Probates/Wills and Trusts	2013	-	-	-	-	-	-	-	1	-	-	1	-	0			2
Uncontested Divorce	2013	2	1	-	1	5	-	-	1	3	3	2	4	3			22
	2014	1	3	-	-	-	-	-	-	-	-	-	-	4	33.3%	↑	4

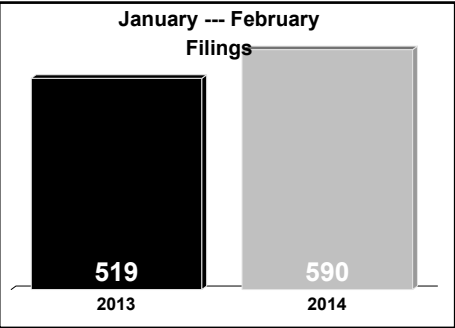
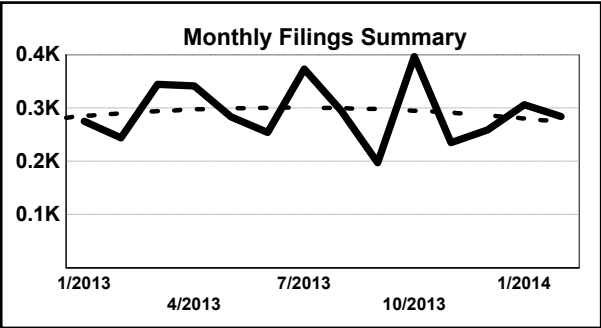
Locale/Circuit: Richmond County 15
Start/End Date: Jan-13 / Feb-14
Type of Case: Filings
AVG. Month: 36
2013 AVG Month: 38
2014 AVG Month: 28
Jan-Feb 2013: 78
Jan-Feb 2014: 56
Filings Trending: Downward ↓



	Jan	Feb	Mar	Apr	May	Jun	Jul	Aug	Sep	Oct	Nov	Dec	Thru Feb	% Change	Trending	Total
2013	40	38	29	37	35	25	53	14	25	95	39	21	78			451
2014	35	21	-	-	-	-	-	-	-	-	-	-	56	-28.2%	↓	56

		Jan	Feb	Mar	Apr	May	Jun	Jul	Aug	Sep	Oct	Nov	Dec	Thru Feb	% Change	Trending	Total
Contested Divorce	2013	-	-	2	2	1	-	1	-	-	-	-	-	0			6
	2014	1	-	-	-	-	-	-	-	-	-	-	-	1	0.0%	↔	1
Domestic and Family - Lev	2013	-	-	-	2	4	-	-	-	-	5	-	-	0			11
Domestic and Family - Lev	2013	-	-	-	-	-	-	-	3	-	1	1	-	0			5
General Civil - Level 1	2013	-	-	1	-	-	-	-	-	-	-	-	-	0			1
General Civil - Level 2	2013	1	3	1	1	3	-	5	-	3	-	2	2	4			21
	2014	2	2	-	-	-	-	-	-	-	-	-	-	4	0.0%	↔	4
General Civil - Level 3	2013	3	-	-	-	2	2	-	2	-	3	-	-	3			12
	2014	1	1	-	-	-	-	-	-	-	-	-	-	2	-33.3%	↓	2
Miscellaneous	2013	23	25	19	10	13	7	14	6	7	15	13	11	48			163
	2014	11	14	-	-	-	-	-	-	-	-	-	-	25	-47.9%	↓	25
Misdemeanor	2013	7	2	3	11	4	6	8	2	2	17	9	2	9			73
	2014	4	-	-	-	-	-	-	-	-	-	-	-	4	-55.6%	↓	4
Non-Capital Felonies and Related Matters	2013	5	4	1	9	4	10	22	-	12	48	12	3	9			130
	2014	15	3	-	-	-	-	-	-	-	-	-	-	18	100.0%	↑	18
Other	2013	1	2	-	1	-	-	-	-	1	1	-	-	3			6
Other Criminally Related M	2013	-	1	-	-	2	-	-	1	-	2	1	2	1			9
Uncontested Divorce	2013	-	1	2	1	2	-	3	-	-	3	1	1	1			14
	2014	1	1	-	-	-	-	-	-	-	-	-	-	2	100.0%	↑	2

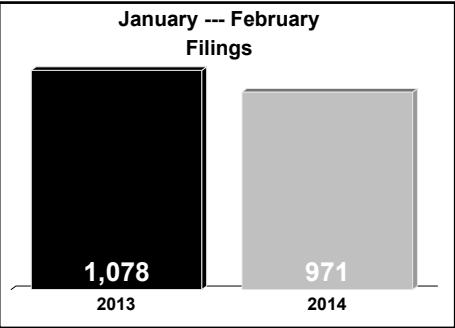
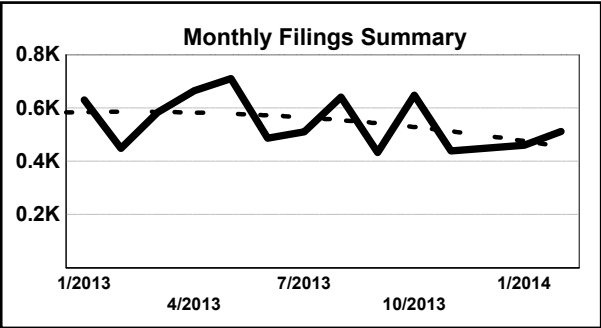
Locale/Circuit: Spotsylvania 15
Start/End Date: Jan-13 / Feb-14
Type of Case: Filings
AVG. Month: 292
2013 AVG Month: 291
2014 AVG Month: 295
Jan-Feb 2013: 519
Jan-Feb 2014: 590
Filings Trending: Upward ↑



	Jan	Feb	Mar	Apr	May	Jun	Jul	Aug	Sep	Oct	Nov	Dec	Thru Feb	% Change	Trending	Total
2013	275	244	344	341	283	254	373	295	197	396	235	259	519			3,496
2014	306	284	-	-	-	-	-	-	-	-	-	-	590	13.7%	↑	590

		Jan	Feb	Mar	Apr	May	Jun	Jul	Aug	Sep	Oct	Nov	Dec	Thru Feb	% Change	Trending	Total
Administrative Law	2013	-	-	1	-	3	1	1	1	-	-	-	-	0			7
Capital Murder	2013	-	-	-	-	-	-	-	-	-	1	-	3	0			4
Contested Divorce	2013	12	8	6	12	11	4	7	12	7	10	5	5	20			99
	2014	12	9	-	-	-	-	-	-	-	-	-	-	21	5.0%	↑	21
Domestic and Family - Level 1	2013	29	14	15	7	12	21	33	33	6	29	5	5	43			209
	2014	16	10	-	-	-	-	-	-	-	-	-	-	26	-39.5%	↓	26
Domestic and Family - Level 2	2013	5	2	5	1	3	6	3	7	3	5	1	4	7			45
	2014	5	5	-	-	-	-	-	-	-	-	-	-	10	42.9%	↑	10
General Civil - Level 1	2013	2	1	-	-	-	-	-	-	-	-	-	1	3			4
General Civil - Level 2	2013	16	14	17	21	21	22	19	15	8	18	38	20	30			229
	2014	27	17	-	-	-	-	-	-	-	-	-	-	44	46.7%	↑	44
General Civil - Level 3	2013	3	4	7	7	3	12	5	4	7	11	9	6	7			78
	2014	6	12	-	-	-	-	-	-	-	-	-	-	18	157.1%	↑	18
Miscellaneous	2013	32	47	34	47	51	25	39	35	32	48	27	33	79			450
	2014	37	32	-	-	-	-	-	-	-	-	-	-	69	-12.7%	↓	69
Misdemeanor	2013	44	32	33	43	48	28	54	32	23	42	47	31	76			457
	2014	24	38	-	-	-	-	-	-	-	-	-	-	62	-18.4%	↓	62
Non-Capital Felonies and Related Matters	2013	96	91	173	171	106	100	170	116	84	199	67	119	187			1,492
	2014	131	138	-	-	-	-	-	-	-	-	-	-	269	43.9%	↑	269
Other	2013	4	5	5	3	4	4	8	7	2	3	2	2	9			49
	2014	6	1	-	-	-	-	-	-	-	-	-	-	7	-22.2%	↓	7
Other Criminally Related Matters	2013	7	6	7	5	3	5	6	2	4	10	10	4	13			69
	2014	6	5	-	-	-	-	-	-	-	-	-	-	11	-15.4%	↓	11
Probates/Wills and Trusts - Level 1	2013	-	-	-	-	-	-	-	-	-	-	-	1	0			1
	2014	1	1	-	-	-	-	-	-	-	-	-	-	2	0.0%	↔	2
Probates/Wills and Trusts - Level 2	2013	3	3	2	2	2	9	4	8	2	7	4	4	6			50
	2014	4	1	-	-	-	-	-	-	-	-	-	-	5	-16.7%	↓	5
Uncontested Divorce	2013	22	17	39	22	16	17	24	23	19	13	20	21	39			253
	2014	31	15	-	-	-	-	-	-	-	-	-	-	46	17.9%	↑	46

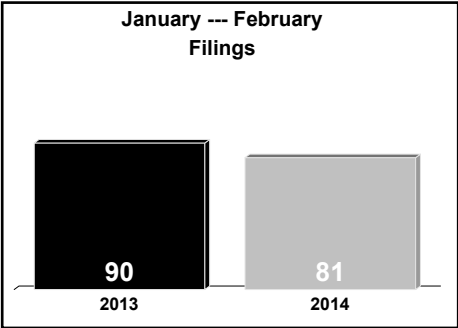
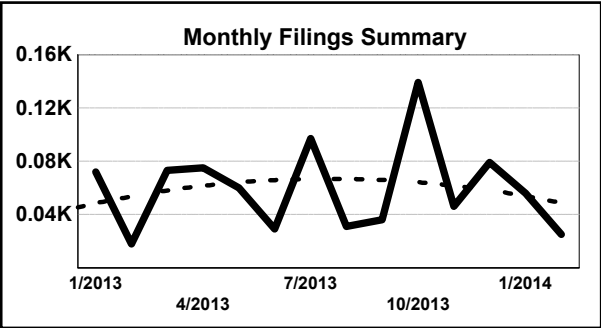
Locale/Circuit: Stafford 15
Start/End Date: Jan-13 / Feb-14
Type of Case: Filings
AVG. Month: 544
2013 AVG Month: 553
2014 AVG Month: 486
Jan-Feb 2013: 1,078
Jan-Feb 2014: 971
Filings Trending: Downward ↓



	Jan	Feb	Mar	Apr	May	Jun	Jul	Aug	Sep	Oct	Nov	Dec	Thru Feb	% Change	Trending	Total
2013	630	448	583	664	710	486	510	641	432	648	438	449	1,078			6,639
2014	460	511	-	-	-	-	-	-	-	-	-	-	971	-9.9%	↓	971

		Jan	Feb	Mar	Apr	May	Jun	Jul	Aug	Sep	Oct	Nov	Dec	Thru Feb	% Change	Trending	Total
Administrative Law	2013	-	1	2	1	1	1	4	2	-	2	2	2	1			18
Contested Divorce	2013	15	1	11	9	7	6	15	8	9	12	3	10	16			106
	2014	6	10	-	-	-	-	-	-	-	-	-	-	16	0.0%	↔	16
Domestic and Family - Level 1	2013	8	4	15	2	19	8	9	14	7	2	8	20	12			116
	2014	3	1	-	-	-	-	-	-	-	-	-	-	4	-66.7%	↓	4
Domestic and Family - Level 2	2013	4	5	1	5	9	9	7	4	7	4	2	11	9			68
	2014	6	1	-	-	-	-	-	-	-	-	-	-	7	-22.2%	↓	7
General Civil - Level 1	2013	-	2	-	-	1	-	-	-	-	-	-	-	2			3
	2014	1	-	-	-	-	-	-	-	-	-	-	-	1	-50.0%	↓	1
General Civil - Level 2	2013	14	21	23	15	25	9	22	15	13	18	32	23	35			230
	2014	22	12	-	-	-	-	-	-	-	-	-	-	34	-2.9%	↓	34
General Civil - Level 3	2013	9	4	13	2	11	9	9	14	11	16	11	10	13			119
	2014	10	19	-	-	-	-	-	-	-	-	-	-	29	123.1%	↑	29
Miscellaneous	2013	35	44	42	39	48	41	41	36	42	47	16	21	79			452
	2014	22	29	-	-	-	-	-	-	-	-	-	-	51	-35.4%	↓	51
Misdemeanor	2013	145	120	117	133	163	98	93	141	76	125	100	71	265			1,382
	2014	108	80	-	-	-	-	-	-	-	-	-	-	188	-29.1%	↓	188
Non-Capital Felonies and Related Matters	2013	348	208	318	391	378	245	249	354	219	360	212	235	556			3,517
	2014	237	309	-	-	-	-	-	-	-	-	-	-	546	-1.8%	↓	546
Other	2013	8	7	8	9	12	10	13	14	11	25	7	10	15			134
	2014	6	9	-	-	-	-	-	-	-	-	-	-	15	0.0%	↔	15
Other Criminally Related Matters	2013	8	3	7	14	9	12	17	7	14	13	18	11	11			133
	2014	11	15	-	-	-	-	-	-	-	-	-	-	26	136.4%	↑	26
Probates/Wills and Trusts	2013	-	-	-	1	-	-	-	-	-	-	-	-	0			1
Probates/Wills and Trusts - Level 2	2013	3	2	1	6	4	4	2	-	1	1	2	1	5			27
	2014	2	2	-	-	-	-	-	-	-	-	-	-	4	-20.0%	↓	4
Uncontested Divorce	2013	33	26	25	37	23	34	29	32	22	23	25	24	59			333
	2014	26	24	-	-	-	-	-	-	-	-	-	-	50	-15.3%	↓	50

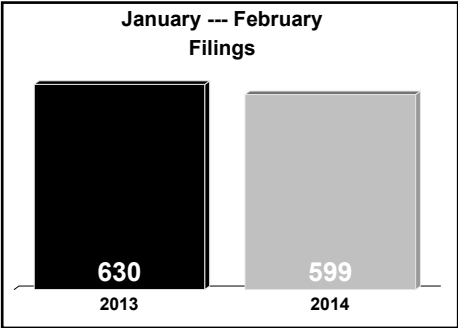
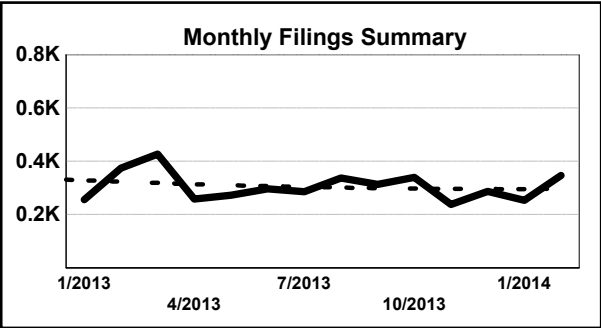
Locale/Circuit: Westmoreland 15
Start/End Date: Jan-13 / Feb-14
Type of Case: Filings
AVG. Month: 60
2013 AVG Month: 63
2014 AVG Month: 41
Jan-Feb 2013: 90
Jan-Feb 2014: 81
Filings Trending: Downward ↓



	Jan	Feb	Mar	Apr	May	Jun	Jul	Aug	Sep	Oct	Nov	Dec	Thru Feb	% Change	Trending	Total
2013	72	18	73	75	60	29	97	31	36	139	46	79	90			755
2014	56	25	-	-	-	-	-	-	-	-	-	-	81	-10.0%	↓	81

		Jan	Feb	Mar	Apr	May	Jun	Jul	Aug	Sep	Oct	Nov	Dec	Thru Feb	% Change	Trending	Total
Contested Divorce	2013	1	-	2	-	-	-	-	1	1	1	-	1	1			7
	2014	1	-	-	-	-	-	-	-	-	-	-	-	1	0.0%	↔	1
Domestic and Family - Lev	2013	-	1	-	-	-	-	2	2	-	-	1	-	1			6
Domestic and Family - Level 2	2013	-	-	1	2	-	-	-	1	-	1	-	-	0			5
	2014	1	1	-	-	-	-	-	-	-	-	-	-	2	0.0%	↔	2
General Civil - Level 2	2013	2	2	2	1	3	-	3	2	-	3	1	4	4			23
	2014	1	2	-	-	-	-	-	-	-	-	-	-	3	-25.0%	↓	3
General Civil - Level 3	2013	2	-	1	-	3	3	2	1	2	-	9	2	2			25
	2014	3	1	-	-	-	-	-	-	-	-	-	-	4	100.0%	↑	4
Miscellaneous	2013	5	5	2	3	1	1	2	4	3	4	1	-	10			31
	2014	3	2	-	-	-	-	-	-	-	-	-	-	5	-50.0%	↓	5
Misdemeanor	2013	18	1	5	17	10	5	9	10	10	8	11	13	19			117
	2014	9	10	-	-	-	-	-	-	-	-	-	-	19	0.0%	↔	19
Non-Capital Felonies and Related Matters	2013	38	8	48	45	18	6	72	3	18	113	9	56	46			434
	2014	28	9	-	-	-	-	-	-	-	-	-	-	37	-19.6%	↓	37
Other	2013	1	-	-	-	2	1	-	1	1	2	2	-	1			10
Other Criminally Related Matters	2013	4	1	7	6	22	11	4	6	-	7	11	3	5			82
	2014	9	-	-	-	-	-	-	-	-	-	-	-	9	80.0%	↑	9
Probates/Wills and Trusts	2013	-	-	-	-	-	1	-	-	-	-	-	-	0			1
Probates/Wills and Trusts	2013	-	-	-	-	-	-	-	-	-	-	1	-	0			1
Uncontested Divorce	2013	1	-	5	1	1	1	3	-	1	-	-	-	1			13
	2014	1	-	-	-	-	-	-	-	-	-	-	-	1	0.0%	↔	1

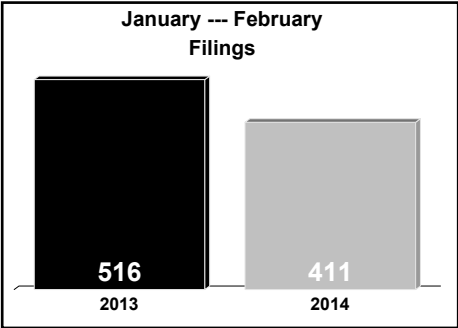
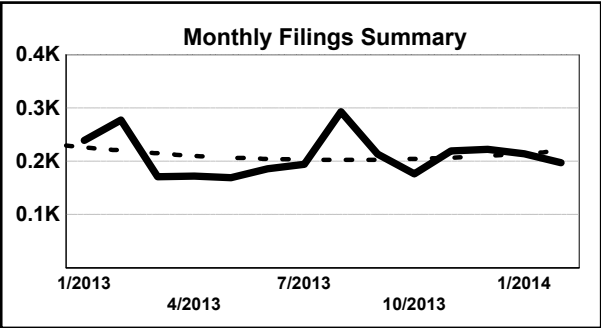
Locale/Circuit: Fredericksburg 15
Start/End Date: Jan-13 / Feb-14
Type of Case: Filings
AVG. Month: 306
2013 AVG Month: 307
2014 AVG Month: 300
Jan-Feb 2013: 630
Jan-Feb 2014: 599
Filings Trending: Downward ↓



	Jan	Feb	Mar	Apr	May	Jun	Jul	Aug	Sep	Oct	Nov	Dec	Thru Feb	% Change	Trending	Total
2013	256	374	427	258	272	296	286	337	313	339	238	287	630			3,683
2014	253	346	-	-	-	-	-	-	-	-	-	-	599	-4.9%	↓	599

		Jan	Feb	Mar	Apr	May	Jun	Jul	Aug	Sep	Oct	Nov	Dec	Thru Feb	% Change	Trending	Total
Administrative Law	2013	-	1	2	2	-	-	-	3	-	-	-	1	1			9
Capital Murder	2013	-	-	-	-	-	-	-	3	3	-	-	1	0			7
Contested Divorce	2013	6	13	15	12	8	7	23	7	14	12	17	9	19			143
	2014	14	10	-	-	-	-	-	-	-	-	-	-	24	26.3%	↑	24
Domestic and Family - Level 1	2013	-	-	1	8	5	4	2	7	11	19	2	3	0			62
	2014	6	9	-	-	-	-	-	-	-	-	-	-	15	0.0%	↔	15
Domestic and Family - Level 2	2013	2	3	1	4	1	3	2	2	-	12	6	1	5			37
	2014	-	1	-	-	-	-	-	-	-	-	-	-	1	-80.0%	↓	1
General Civil - Level 1	2013	-	1	2	2	-	-	-	1	-	-	-	-	1			6
	2014	3	-	-	-	-	-	-	-	-	-	-	-	3	200.0%	↑	3
General Civil - Level 2	2013	12	11	9	17	16	9	6	12	8	9	8	11	23			128
	2014	6	7	-	-	-	-	-	-	-	-	-	-	13	-43.5%	↓	13
General Civil - Level 3	2013	4	5	5	3	1	5	5	10	4	4	2	4	9			52
	2014	1	2	-	-	-	-	-	-	-	-	-	-	3	-66.7%	↓	3
Miscellaneous	2013	65	51	52	37	29	30	29	35	26	38	31	28	116			451
	2014	43	34	-	-	-	-	-	-	-	-	-	-	77	-33.6%	↓	77
Misdemeanor	2013	34	91	71	36	51	50	54	66	51	54	30	34	125			622
	2014	57	63	-	-	-	-	-	-	-	-	-	-	120	-4.0%	↓	120
Non-Capital Felonies and Related Matters	2013	110	159	240	108	124	155	128	153	170	161	111	174	269			1,793
	2014	98	176	-	-	-	-	-	-	-	-	-	-	274	1.9%	↑	274
Other	2013	3	1	1	-	1	-	3	5	3	-	1	1	4			19
	2014	1	1	-	-	-	-	-	-	-	-	-	-	2	-50.0%	↓	2
Other Criminally Related Matters	2013	1	6	4	5	7	7	10	4	3	4	2	5	7			58
	2014	3	11	-	-	-	-	-	-	-	-	-	-	14	100.0%	↑	14
Probates/Wills and Trusts - Level 2	2013	-	1	-	-	1	-	-	1	1	1	-	1	1			6
	2014	1	1	-	-	-	-	-	-	-	-	-	-	2	100.0%	↑	2
Uncontested Divorce	2013	19	31	24	24	28	26	24	28	19	25	28	14	50			290
	2014	20	31	-	-	-	-	-	-	-	-	-	-	51	2.0%	↑	51

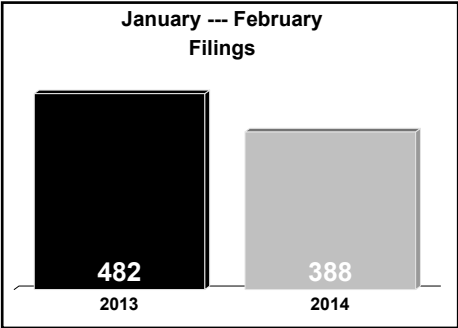
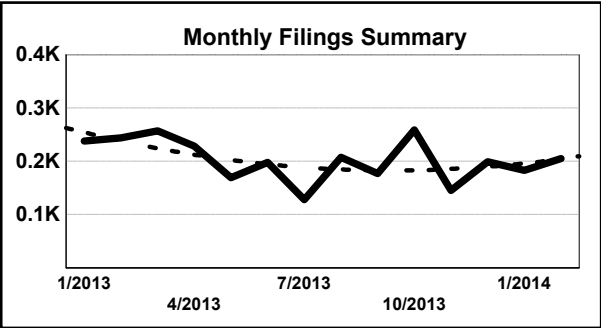
Locale/Circuit: Albemarle 16
Start/End Date: Jan-13 / Feb-14
Type of Case: Filings
AVG. Month: 210
2013 AVG Month: 211
2014 AVG Month: 206
Jan-Feb 2013: 516
Jan-Feb 2014: 411
Filings Trending: Downward ↓



	Jan	<u>Feb</u>	Mar	Apr	May	Jun	Jul	Aug	Sep	Oct	Nov	Dec	Thru Feb	% Change	Trending	<u>Total</u>
2013	239	277	171	172	169	186	194	293	213	176	219	222	516			2,531
2014	214	197	-	-	-	-	-	-	-	-	-	-	411	-20.3%	↓	411

		Jan	<u>Feb</u>	Mar	Apr	May	Jun	Jul	Aug	Sep	Oct	Nov	Dec	Thru Feb	% Change	Trending	<u>Total</u>
Administrative Law	2013	1	-	1	-	-	-	-	-	-	-	-	-	1			2
Contested Divorce	2013	5	9	7	8	5	9	9	9	6	6	6	3	14			82
	2014	7	6	-	-	-	-	-	-	-	-	-	-	13	-7.1%	↓	13
Domestic and Family - Level 1	2013	5	2	-	2	4	1	11	4	4	4	2	-	7			39
	2014	3	3	-	-	-	-	-	-	-	-	-	-	6	-14.3%	↓	6
Domestic and Family - Level 2	2013	3	4	-	4	1	3	1	4	2	1	1	1	7			25
	2014	2	4	-	-	-	-	-	-	-	-	-	-	6	-14.3%	↓	6
General Civil - Level 1	2013	3	3	1	-	3	4	-	2	2	1	-	2	6			21
General Civil - Level 2	2013	57	29	41	19	30	29	12	47	54	29	48	33	86			428
	2014	28	41	-	-	-	-	-	-	-	-	-	-	69	-19.8%	↓	69
General Civil - Level 3	2013	-	4	3	5	2	11	3	2	6	7	7	5	4			55
	2014	16	12	-	-	-	-	-	-	-	-	-	-	28	600.0%	↑	28
Miscellaneous	2013	45	63	14	48	26	52	61	57	43	27	39	44	108			519
	2014	46	31	-	-	-	-	-	-	-	-	-	-	77	-28.7%	↓	77
Misdemeanor	2013	20	25	18	19	18	22	12	17	19	29	18	16	45			233
	2014	13	30	-	-	-	-	-	-	-	-	-	-	43	-4.4%	↓	43
Non-Capital Felonies and Related Matters	2013	65	119	67	49	57	38	65	128	59	53	77	99	184			876
	2014	86	53	-	-	-	-	-	-	-	-	-	-	139	-24.5%	↓	139
Other	2013	5	-	2	-	2	-	3	3	-	1	2	2	5			20
	2014	-	1	-	-	-	-	-	-	-	-	-	-	1	-80.0%	↓	1
Other Criminally Related Matters	2013	12	1	2	2	-	1	2	1	3	2	7	5	13			38
	2014	1	-	-	-	-	-	-	-	-	-	-	-	1	-92.3%	↓	1
Probates/Wills and Trusts - Level 1	2013	-	-	-	-	-	-	-	1	-	1	-	-	0			2
	2014	1	-	-	-	-	-	-	-	-	-	-	-	1	0.0%	↔	1
Probates/Wills and Trusts - Level 2	2013	-	-	-	-	-	-	-	-	1	-	-	-	0			1
	2014	1	-	-	-	-	-	-	-	-	-	-	-	1	0.0%	↔	1
Protective Orders	2013	-	-	-	-	-	-	-	1	1	1	1	2	0			6
	2014	2	2	-	-	-	-	-	-	-	-	-	-	4	0.0%	↔	4
Uncontested Divorce	2013	18	18	15	16	21	16	15	17	13	14	11	10	36			184
	2014	8	14	-	-	-	-	-	-	-	-	-	-	22	-38.9%	↓	22

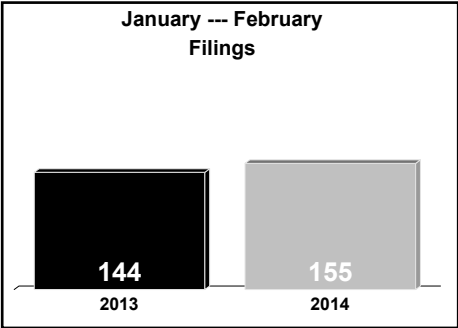
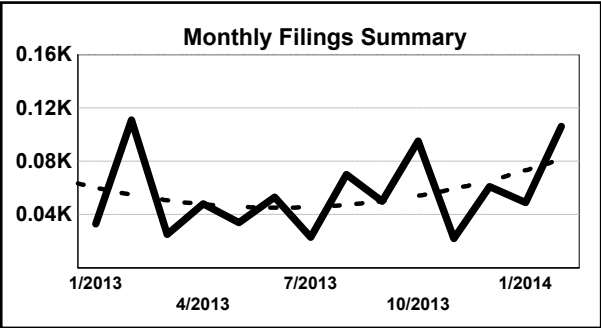
Locale/Circuit: Culpeper 16
Start/End Date: Jan-13 / Feb-14
Type of Case: Filings
AVG. Month: 203
2013 AVG Month: 204
2014 AVG Month: 194
Jan-Feb 2013: 482
Jan-Feb 2014: 388
Filings Trending: Downward ↓



	Jan	Feb	Mar	Apr	May	Jun	Jul	Aug	Sep	Oct	Nov	Dec	Thru Feb	% Change	Trending	Total
2013	238	244	257	228	169	198	128	207	177	259	145	199	482			2,449
2014	183	205	-	-	-	-	-	-	-	-	-	-	388	-19.5%	↓	388

		Jan	Feb	Mar	Apr	May	Jun	Jul	Aug	Sep	Oct	Nov	Dec	Thru Feb	% Change	Trending	Total
Administrative Law	2013	1	-	1	1	-	-	-	-	-	-	-	-	1			3
	2014	-	1	-	-	-	-	-	-	-	-	-	-	1	0.0%	↔	1
Contested Divorce	2013	1	4	2	7	4	3	4	5	4	4	3	1	5			42
	2014	8	6	-	-	-	-	-	-	-	-	-	-	14	180.0%	↑	14
Domestic and Family - Level 1	2013	3	1	4	4	1	8	1	1	10	3	9	2	4			47
	2014	4	3	-	-	-	-	-	-	-	-	-	-	7	75.0%	↑	7
Domestic and Family - Level 2	2013	2	1	2	4	3	1	2	1	3	3	1	3	3			26
	2014	1	1	-	-	-	-	-	-	-	-	-	-	2	-33.3%	↓	2
General Civil - Level 1	2013	-	-	-	1	-	2	-	-	-	-	-	1	0			4
	2013	10	6	7	7	7	5	4	5	7	7	8	8	16			81
General Civil - Level 2	2013	10	6	7	7	7	5	4	5	7	7	8	8	16			81
	2014	4	2	-	-	-	-	-	-	-	-	-	-	6	-62.5%	↓	6
General Civil - Level 3	2013	8	1	2	7	7	7	12	5	9	7	2	3	9			70
	2014	18	5	-	-	-	-	-	-	-	-	-	-	23	155.6%	↑	23
Miscellaneous	2013	162	121	119	93	78	74	58	71	74	74	72	73	283			1,069
	2014	78	90	-	-	-	-	-	-	-	-	-	-	168	-40.6%	↓	168
Misdemeanor	2013	7	28	13	24	14	21	7	36	25	27	10	21	35			233
	2014	15	20	-	-	-	-	-	-	-	-	-	-	35	0.0%	↔	35
Non-Capital Felonies and Related Matters	2013	29	63	88	49	38	64	21	62	28	119	26	76	92			663
	2014	41	57	-	-	-	-	-	-	-	-	-	-	98	6.5%	↑	98
Other	2013	3	3	6	8	9	5	1	8	2	5	5	2	6			57
	2014	4	4	-	-	-	-	-	-	-	-	-	-	8	33.3%	↑	8
Other Criminally Related Matters	2013	4	1	1	4	2	-	5	2	3	2	-	2	5			26
	2014	-	4	-	-	-	-	-	-	-	-	-	-	4	-20.0%	↓	4
Probates/Wills and Trusts	2013	1	-	-	1	-	-	2	-	1	-	-	-	1			5
Probates/Wills and Trusts	2013	-	-	2	1	-	1	1	3	2	-	2	1	0			13
Uncontested Divorce	2013	7	15	10	17	6	7	10	8	9	8	7	6	22			110
	2014	10	12	-	-	-	-	-	-	-	-	-	-	22	0.0%	↔	22

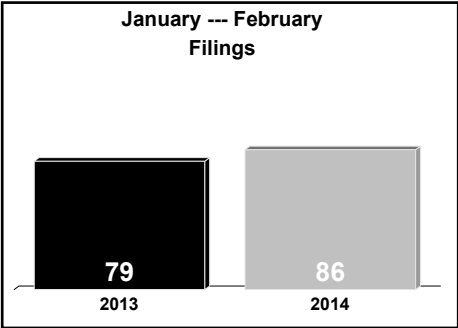
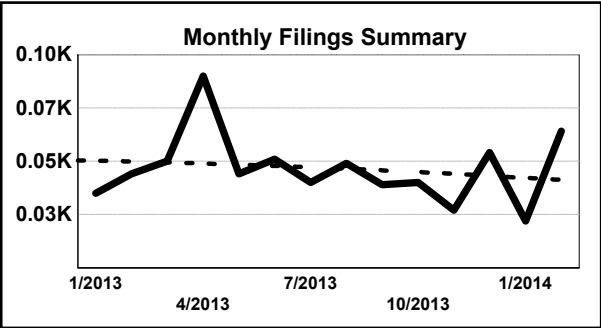
Locale/Circuit: Fluvanna 16
Start/End Date: Jan-13 / Feb-14
Type of Case: Filings
AVG. Month: 56
2013 AVG Month: 52
2014 AVG Month: 78
Jan-Feb 2013: 144
Jan-Feb 2014: 155
Filings Trending: Upward ↑



	Jan	Feb	Mar	Apr	May	Jun	Jul	Aug	Sep	Oct	Nov	Dec	Thru Feb	% Change	Trending	Total
2013	33	111	25	48	34	53	23	70	50	95	22	61	144			625
2014	49	106	-	-	-	-	-	-	-	-	-	-	155	7.6%	↑	155

		Jan	Feb	Mar	Apr	May	Jun	Jul	Aug	Sep	Oct	Nov	Dec	Thru Feb	% Change	Trending	Total
Administrative Law	2013	-	-	-	-	-	-	-	-	1	-	-	1	0			2
Contested Divorce	2013	5	-	5	1	1	-	3	3	4	1	3	3	5			29
	2014	2	2	-	-	-	-	-	-	-	-	-	-	4	-20.0%	↓	4
Domestic and Family - Level 1	2013	-	2	-	1	-	3	-	1	1	-	-	2	2			10
	2014	4	1	-	-	-	-	-	-	-	-	-	-	5	150.0%	↑	5
Domestic and Family - Level 2	2013	4	2	-	3	1	-	-	2	4	1	1	-	6			18
	2014	2	1	-	-	-	-	-	-	-	-	-	-	3	-50.0%	↓	3
General Civil - Level 1	2013	-	-	-	-	-	-	1	-	-	-	-	-	0			1
General Civil - Level 2	2013	2	3	1	1	1	1	2	7	2	4	1	2	5			27
	2014	7	4	-	-	-	-	-	-	-	-	-	-	11	120.0%	↑	11
General Civil - Level 3	2013	1	3	1	2	4	2	1	1	4	1	-	-	4			20
	2014	1	2	-	-	-	-	-	-	-	-	-	-	3	-25.0%	↓	3
Miscellaneous	2013	7	4	5	10	5	3	8	11	6	10	5	4	11			78
	2014	7	8	-	-	-	-	-	-	-	-	-	-	15	36.4%	↑	15
Misdemeanor	2013	4	19	-	13	4	8	-	10	5	17	1	7	23			88
	2014	7	21	-	-	-	-	-	-	-	-	-	-	28	21.7%	↑	28
Non-Capital Felonies and Related Matters	2013	6	77	8	9	10	27	6	27	16	45	6	37	83			274
	2014	11	58	-	-	-	-	-	-	-	-	-	-	69	-16.9%	↓	69
Other	2013	-	-	1	1	-	-	1	1	-	-	1	-	0			5
	2014	-	1	-	-	-	-	-	-	-	-	-	-	1	0.0%	↔	1
Other Criminally Related Matters	2013	1	-	-	5	5	5	-	1	-	11	-	3	1			31
	2014	5	3	-	-	-	-	-	-	-	-	-	-	8	700.0%	↑	8
Probates/Wills and Trusts - Level 2	2013	-	-	-	-	-	-	-	2	-	1	1	-	0			4
	2014	1	-	-	-	-	-	-	-	-	-	-	-	1	0.0%	↔	1
Protective Orders	2013	1	-	-	-	-	-	-	-	-	-	-	-	1			1
Uncontested Divorce	2013	2	1	4	2	3	4	1	4	7	4	3	2	3			37
	2014	2	5	-	-	-	-	-	-	-	-	-	-	7	133.3%	↑	7

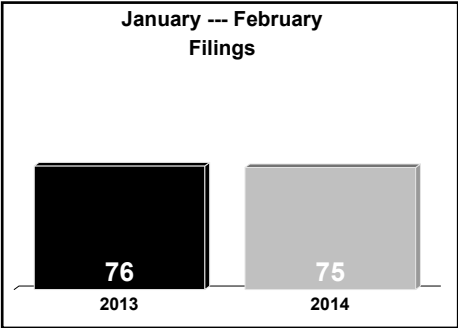
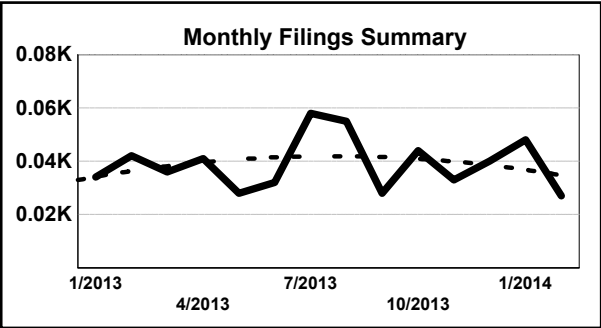
Locale/Circuit: Goochland 16
Start/End Date: Jan-13 / Feb-14
Type of Case: Filings
AVG. Month: 46
2013 AVG Month: 47
2014 AVG Month: 43
Jan-Feb 2013: 79
Jan-Feb 2014: 86
Filings Trending: Upward ↑



	Jan	Feb	Mar	Apr	May	Jun	Jul	Aug	Sep	Oct	Nov	Dec	Thru Feb	% Change	Trending	Total
2013	35	44	50	90	44	51	40	49	39	40	27	54	79			563
2014	22	64	-	-	-	-	-	-	-	-	-	-	86	8.9%	↑	86

		Jan	Feb	Mar	Apr	May	Jun	Jul	Aug	Sep	Oct	Nov	Dec	Thru Feb	% Change	Trending	Total
Administrative Law	2013	-	-	-	-	-	-	2	-	1	-	-	-	0			3
Contested Divorce	2013	1	3	3	3	2	2	3	2	-	1	-	1	4			21
	2014	3	4	-	-	-	-	-	-	-	-	-	-	7	75.0%	↑	7
Domestic and Family - Level 1	2013	1	1	7	1	-	2	3	3	-	1	4	1	2			24
	2014	2	-	-	-	-	-	-	-	-	-	-	-	2	0.0%	↔	2
Domestic and Family - Level 2	2013	2	2	2	-	-	1	-	-	-	1	-	2	4			10
	2014	1	2	-	-	-	-	-	-	-	-	-	-	3	-25.0%	↓	3
General Civil - Level 1	2013	1	-	-	-	-	-	-	-	-	-	1	-	1			2
General Civil - Level 2	2013	5	5	1	2	4	2	2	2	7	2	3	2	10			37
	2014	2	-	-	-	-	-	-	-	-	-	-	-	2	-80.0%	↓	2
General Civil - Level 3	2013	1	3	5	1	1	2	-	3	-	1	-	-	4			17
	2014	2	-	-	-	-	-	-	-	-	-	-	-	2	-50.0%	↓	2
Miscellaneous	2013	5	5	7	5	11	1	2	7	4	1	7	5	10			60
	2014	6	2	-	-	-	-	-	-	-	-	-	-	8	-20.0%	↓	8
Misdemeanor	2013	9	8	13	26	9	14	15	8	12	13	7	24	17			158
	2014	3	16	-	-	-	-	-	-	-	-	-	-	19	11.8%	↑	19
Non-Capital Felonies and Related Matters	2013	4	13	4	48	5	21	6	16	-	10	4	13	17			144
	2014	1	32	-	-	-	-	-	-	-	-	-	-	33	94.1%	↑	33
Other	2013	-	1	-	-	-	2	-	1	1	1	-	-	1			6
	2014	-	1	-	-	-	-	-	-	-	-	-	-	1	0.0%	↔	1
Other Criminally Related Matters	2013	4	1	5	2	8	4	2	1	4	3	1	2	5			37
	2014	-	4	-	-	-	-	-	-	-	-	-	-	4	-20.0%	↓	4
Probates/Wills and Trusts	2013	-	-	-	-	-	-	-	-	1	-	-	-	0			1
Probates/Wills and Trusts	2013	-	-	1	-	-	-	1	-	2	1	-	-	0			5
Uncontested Divorce	2013	2	2	2	2	4	-	4	6	7	5	-	4	4			38
	2014	2	3	-	-	-	-	-	-	-	-	-	-	5	25.0%	↑	5

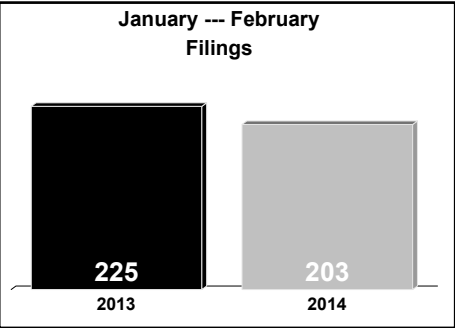
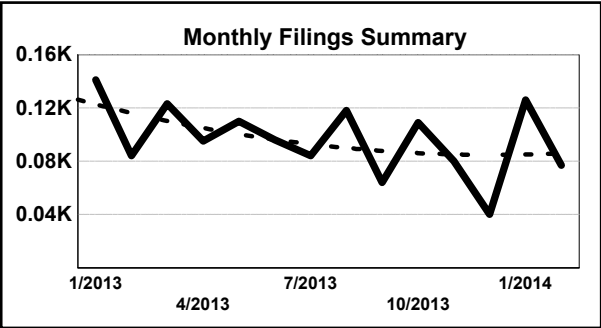
Locale/Circuit: Greene 16
Start/End Date: Jan-13 / Feb-14
Type of Case: Filings
AVG. Month: 39
2013 AVG Month: 39
2014 AVG Month: 38
Jan-Feb 2013: 76
Jan-Feb 2014: 75
Filings Trending: Steady →



	Jan	Feb	Mar	Apr	May	Jun	Jul	Aug	Sep	Oct	Nov	Dec	Thru Feb	% Change	Trending	Total
2013	34	42	36	41	28	32	58	55	28	44	33	40	76			471
2014	48	27	-	-	-	-	-	-	-	-	-	-	75	-1.3%	↓	75

		Jan	Feb	Mar	Apr	May	Jun	Jul	Aug	Sep	Oct	Nov	Dec	Thru Feb	% Change	Trending	Total
Contested Divorce	2013	2	-	2	3	2	-	1	2	3	-	-	3	2			18
	2014	3	3	-	-	-	-	-	-	-	-	-	-	6	200.0%	↑	6
Domestic and Family - Level 1	2013	-	1	2	-	-	-	1	-	-	1	2	-	1			7
	2014	-	2	-	-	-	-	-	-	-	-	-	-	2	100.0%	↑	2
Domestic and Family - Level 2	2013	-	1	1	1	1	1	-	1	-	2	2	1	1			11
	2014	2	2	-	-	-	-	-	-	-	-	-	-	4	300.0%	↑	4
General Civil - Level 2	2013	1	1	2	3	4	2	1	8	1	2	3	-	2			28
	2014	2	1	-	-	-	-	-	-	-	-	-	-	3	50.0%	↑	3
General Civil - Level 3	2013	-	1	2	1	1	1	5	2	1	1	-	-	1			15
	2014	1	-	-	-	-	-	-	-	-	-	-	-	1	0.0%	↔	1
Miscellaneous	2013	4	10	4	4	6	1	7	8	11	4	8	5	14			72
	2014	1	6	-	-	-	-	-	-	-	-	-	-	7	-50.0%	↓	7
Misdemeanor	2013	4	9	10	8	2	10	7	5	-	8	4	7	13			74
	2014	6	7	-	-	-	-	-	-	-	-	-	-	13	0.0%	↔	13
Non-Capital Felonies and Related Matters	2013	16	14	11	18	7	9	32	23	8	21	10	18	30			187
	2014	30	3	-	-	-	-	-	-	-	-	-	-	33	10.0%	↑	33
Other	2013	1	1	-	-	-	-	-	1	-	-	-	-	2			3
Other Criminally Related Matters	2013	2	1	-	-	1	5	2	2	1	2	3	2	3			21
	2014	1	1	-	-	-	-	-	-	-	-	-	-	2	-33.3%	↓	2
Probates/Wills and Trusts - Level 2	2013	-	-	-	-	1	1	-	2	-	-	1	-	0			5
	2014	1	-	-	-	-	-	-	-	-	-	-	-	1	0.0%	↔	1
Uncontested Divorce	2013	4	3	2	3	3	2	2	1	3	3	-	4	7			30
	2014	1	2	-	-	-	-	-	-	-	-	-	-	3	-57.1%	↓	3

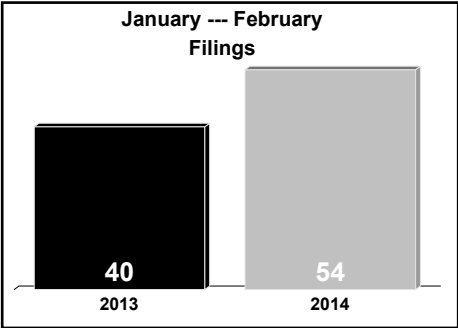
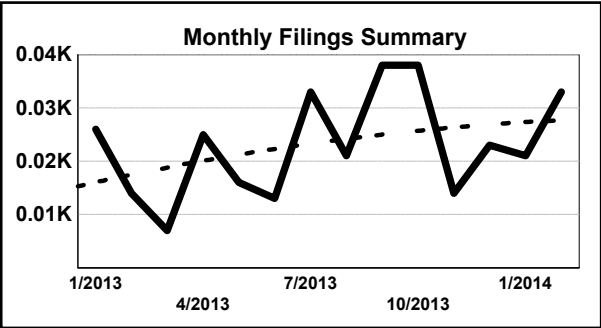
Locale/Circuit: Louisa 16
Start/End Date: Jan-13 / Feb-14
Type of Case: Filings
AVG. Month: 96
2013 AVG Month: 95
2014 AVG Month: 102
Jan-Feb 2013: 225
Jan-Feb 2014: 203
Filings Trending: Downward ↓



	Jan	<u>Feb</u>	Mar	Apr	May	Jun	Jul	Aug	Sep	Oct	Nov	Dec	Thru Feb	% Change	Trending	<u>Total</u>
2013	141	84	123	95	110	96	84	118	64	109	80	40	225			1,144
2014	126	77	-	-	-	-	-	-	-	-	-	-	203	-9.8%	↓	203

		Jan	<u>Feb</u>	Mar	Apr	May	Jun	Jul	Aug	Sep	Oct	Nov	Dec	Thru Feb	% Change	Trending	<u>Total</u>
Administrative Law	2013	-	-	-	-	1	-	1	-	-	1	-	-	0			3
Contested Divorce	2013	3	3	4	2	2	3	3	3	-	2	2	2	6			29
	2014	1	5	-	-	-	-	-	-	-	-	-	-	6	0.0%	↔	6
Domestic and Family - Level 1	2013	2	2	2	1	-	-	5	-	-	1	-	3	4			16
	2014	-	6	-	-	-	-	-	-	-	-	-	-	6	50.0%	↑	6
Domestic and Family - Level 2	2013	1	6	-	2	2	2	3	4	-	6	2	-	7			28
	2014	1	5	-	-	-	-	-	-	-	-	-	-	6	-14.3%	↓	6
General Civil - Level 1	2013	-	-	-	-	-	-	-	1	-	-	-	-	0			1
	2014	-	1	-	-	-	-	-	-	-	-	-	-	1	0.0%	↔	1
General Civil - Level 2	2013	1	4	4	6	2	6	6	4	9	5	7	9	5			63
	2014	11	6	-	-	-	-	-	-	-	-	-	-	17	240.0%	↑	17
General Civil - Level 3	2013	2	1	1	4	2	4	6	-	-	6	4	1	3			31
	2014	2	4	-	-	-	-	-	-	-	-	-	-	6	100.0%	↑	6
Miscellaneous	2013	10	14	10	6	8	5	8	11	4	3	7	1	24			87
	2014	13	6	-	-	-	-	-	-	-	-	-	-	19	-20.8%	↓	19
Misdemeanor	2013	44	19	13	15	13	36	18	21	10	25	9	7	63			230
	2014	31	12	-	-	-	-	-	-	-	-	-	-	43	-31.7%	↓	43
Non-Capital Felonies and Related Matters	2013	56	24	73	44	65	26	23	56	27	46	41	7	80			488
	2014	54	17	-	-	-	-	-	-	-	-	-	-	71	-11.3%	↓	71
Other	2013	1	-	2	3	-	-	1	-	2	1	1	-	1			11
	2014	3	-	-	-	-	-	-	-	-	-	-	-	3	200.0%	↑	3
Other Criminally Related Matters	2013	12	4	3	9	7	11	6	3	3	6	-	3	16			67
	2014	7	5	-	-	-	-	-	-	-	-	-	-	12	-25.0%	↓	12
Probates/Wills and Trusts	2013	1	2	-	-	-	-	-	-	-	-	-	1	3			4
Probates/Wills and Trusts	2013	2	-	-	-	-	-	-	1	1	1	2	2	2			9
Uncontested Divorce	2013	6	5	11	3	8	3	4	14	8	6	5	4	11			77
	2014	3	10	-	-	-	-	-	-	-	-	-	-	13	18.2%	↑	13

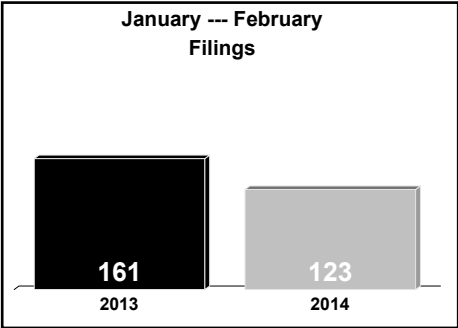
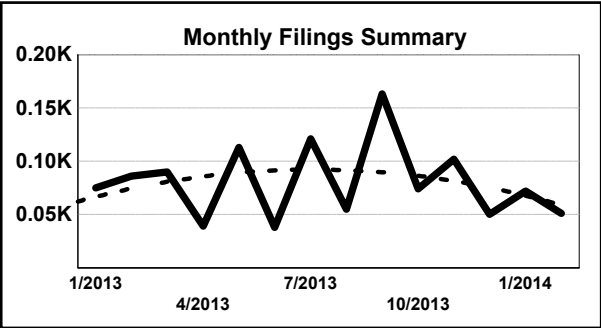
Locale/Circuit: Madison 16
Start/End Date: Jan-13 / Feb-14
Type of Case: Filings
AVG. Month: 23
2013 AVG Month: 22
2014 AVG Month: 27
Jan-Feb 2013: 40
Jan-Feb 2014: 54
Filings Trending: Upward ↑



	Jan	Feb	Mar	Apr	May	Jun	Jul	Aug	Sep	Oct	Nov	Dec	Thru Feb	% Change	Trending	Total
2013	26	14	7	25	16	13	33	21	38	38	14	23	40			268
2014	21	33	-	-	-	-	-	-	-	-	-	-	54	35.0%	↑	54

		Jan	Feb	Mar	Apr	May	Jun	Jul	Aug	Sep	Oct	Nov	Dec	Thru Feb	% Change	Trending	Total
Contested Divorce	2013	1	-	-	-	2	-	-	-	1	-	1	1	1			6
	2014	1	2	-	-	-	-	-	-	-	-	-	-	3	200.0%	↑	3
Domestic and Family - Lev	2013	1	-	1	2	-	-	-	3	1	-	-	5	1			13
	2014	-	-	-	1	-	-	-	1	1	2	-	1	0	0.0%	↔	6
Domestic and Family - Level 2	2013	1	-	-	-	-	-	-	-	-	-	-	-	1	0.0%	↔	1
	2014	1	-	-	-	-	-	-	-	-	-	-	-	1	0.0%	↔	1
General Civil - Level 2	2013	3	3	-	4	3	1	1	-	2	1	-	2	6			20
	2014	1	-	-	-	-	-	-	-	-	-	-	-	1	-83.3%	↓	1
General Civil - Level 3	2013	-	-	-	4	1	1	-	-	-	1	-	1	0			8
	2014	-	1	-	-	-	-	-	-	-	-	-	-	1	0.0%	↔	1
Miscellaneous	2013	4	1	1	-	1	1	3	3	5	3	4	1	5			27
	2014	5	7	-	-	-	-	-	-	-	-	-	-	12	140.0%	↑	12
Misdemeanor	2013	1	4	2	5	3	3	5	9	10	7	2	3	5			54
	2014	2	7	-	-	-	-	-	-	-	-	-	-	9	80.0%	↑	9
Non-Capital Felonies and Related Matters	2013	7	4	3	6	4	7	17	3	13	21	4	2	11			91
	2014	11	11	-	-	-	-	-	-	-	-	-	-	22	100.0%	↑	22
Other	2013	-	-	-	-	-	-	1	-	2	-	-	1	0			4
	2014	-	-	-	-	-	-	-	-	-	-	-	-	-			-
Other Criminally Related Matters	2013	4	-	-	-	1	-	3	1	1	2	-	3	4			15
	2014	-	2	-	-	-	-	-	-	-	-	-	-	2	-50.0%	↓	2
Probates/Wills and Trusts	2013	-	-	-	-	-	-	1	-	1	-	-	-	0			2
	2014	-	1	-	-	-	-	-	-	-	1	1	-	1			3
Uncontested Divorce	2013	5	1	-	3	1	-	2	1	1	-	2	3	6			19
	2014	-	3	-	-	-	-	-	-	-	-	-	-	3	-50.0%	↓	3

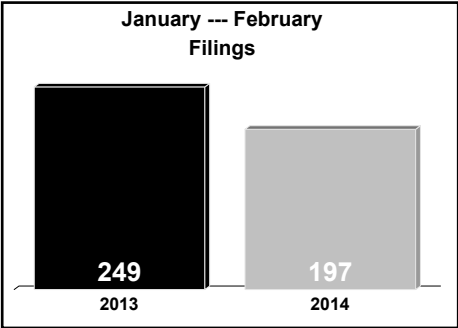
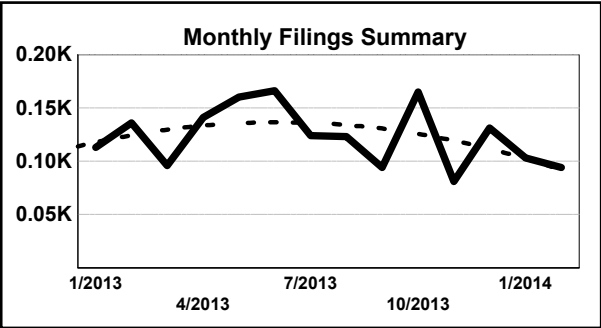
Locale/Circuit: Orange 16
Start/End Date: Jan-13 / Feb-14
Type of Case: Filings
AVG. Month: 81
2013 AVG Month: 84
2014 AVG Month: 62
Jan-Feb 2013: 161
Jan-Feb 2014: 123
Filings Trending: Downward ↓



	Jan	Feb	Mar	Apr	May	Jun	Jul	Aug	Sep	Oct	Nov	Dec	Thru Feb	% Change	Trending	Total
2013	75	86	90	39	113	38	121	55	163	74	102	50	161			1,006
2014	72	51	-	-	-	-	-	-	-	-	-	-	123	-23.6%	↓	123

		Jan	Feb	Mar	Apr	May	Jun	Jul	Aug	Sep	Oct	Nov	Dec	Thru Feb	% Change	Trending	Total
Administrative Law	2013	1	-	-	-	-	-	-	-	1	-	1	-	1			3
	2014	-	1	-	-	-	-	-	-	-	-	-	-	1	0.0%	↔	1
Contested Divorce	2013	1	4	6	-	2	3	-	1	-	3	3	2	5			25
	2014	3	2	-	-	-	-	-	-	-	-	-	-	5	0.0%	↔	5
Domestic and Family - Level 1	2013	-	-	-	-	6	-	-	2	-	4	-	-	0			12
	2014	2	4	-	-	-	-	-	-	-	-	-	-	6	0.0%	↔	6
Domestic and Family - Level 2	2013	1	-	2	1	5	-	3	-	-	-	3	1	1			16
	2014	2	2	-	-	-	-	-	-	-	-	-	-	4	300.0%	↑	4
General Civil - Level 1	2013	-	-	-	-	-	-	-	-	-	1	-	-	0			1
	2013	7	1	4	7	5	1	4	4	5	4	3	6	8			51
General Civil - Level 2	2013	7	1	4	7	5	1	4	4	5	4	3	6	8			51
	2014	3	1	-	-	-	-	-	-	-	-	-	-	4	-50.0%	↓	4
General Civil - Level 3	2013	8	20	2	3	3	1	4	2	4	4	1	2	28			54
	2014	1	9	-	-	-	-	-	-	-	-	-	-	10	-64.3%	↓	10
Miscellaneous	2013	6	5	6	3	3	8	8	8	7	4	6	5	11			69
	2014	3	7	-	-	-	-	-	-	-	-	-	-	10	-9.1%	↓	10
Misdemeanor	2013	9	11	23	3	26	3	11	9	17	8	13	-	20			133
	2014	8	3	-	-	-	-	-	-	-	-	-	-	11	-45.0%	↓	11
Non-Capital Felonies and Related Matters	2013	31	41	34	15	55	16	82	15	121	38	67	24	72			539
	2014	38	14	-	-	-	-	-	-	-	-	-	-	52	-27.8%	↓	52
Other	2013	-	1	1	-	1	-	1	3	2	-	1	1	1			11
	2014	-	1	-	-	-	-	-	-	-	-	-	-	1	0.0%	↔	1
Other Criminally Related Matters	2013	3	-	1	-	2	-	2	4	-	3	-	-	3			15
	2014	3	-	-	-	-	-	-	-	-	-	-	-	3	0.0%	↔	3
Probates/Wills and Trusts	2013	-	-	-	-	-	-	1	-	-	-	-	-	0			1
Probates/Wills and Trusts - Level 2	2013	2	-	-	1	-	-	3	-	-	-	-	2	2			8
	2014	1	-	-	-	-	-	-	-	-	-	-	-	1	-50.0%	↓	1
Uncontested Divorce	2013	6	3	11	6	5	6	2	7	6	5	4	7	9			68
	2014	8	7	-	-	-	-	-	-	-	-	-	-	15	66.7%	↑	15

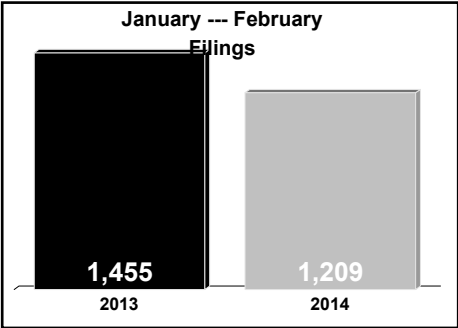
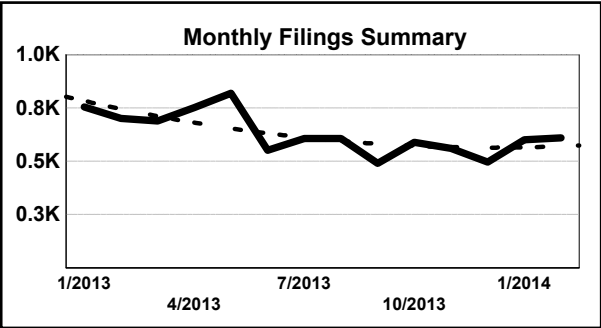
Locale/Circuit: Charlottesville 16
Start/End Date: Jan-13 / Feb-14
Type of Case: Filings
AVG. Month: 123
2013 AVG Month: 128
2014 AVG Month: 99
Jan-Feb 2013: 249
Jan-Feb 2014: 197
Filings Trending: Downward ↓



	Jan	Feb	Mar	Apr	May	Jun	Jul	Aug	Sep	Oct	Nov	Dec	Thru Feb	% Change	Trending	Total
2013	113	136	96	141	160	166	124	123	94	165	81	131	249			1,530
2014	103	94	-	-	-	-	-	-	-	-	-	-	197	-20.9%	↓	197

		Jan	Feb	Mar	Apr	May	Jun	Jul	Aug	Sep	Oct	Nov	Dec	Thru Feb	% Change	Trending	Total
Administrative Law	2013	-	-	-	-	-	-	-	-	-	-	1	1	0			2
	2014	-	1	-	-	-	-	-	-	-	-	-	-	1	0.0%	↔	1
Contested Divorce	2013	2	-	2	1	2	2	1	-	1	-	1	1	2			13
Domestic and Family - Level 1	2013	1	3	1	2	4	1	5	2	4	2	1	2	4			28
	2014	5	-	-	-	-	-	-	-	-	-	-	-	5	25.0%	↑	5
Domestic and Family - Level 2	2013	1	-	-	2	-	-	-	2	1	2	1	1	1			10
	2014	1	2	-	-	-	-	-	-	-	-	-	-	3	200.0%	↑	3
General Civil - Level 2	2013	9	10	11	9	14	16	8	13	5	11	10	10	19			126
	2014	13	11	-	-	-	-	-	-	-	-	-	-	24	26.3%	↑	24
General Civil - Level 3	2013	5	2	4	2	4	2	7	2	5	8	3	4	7			48
	2014	4	8	-	-	-	-	-	-	-	-	-	-	12	71.4%	↑	12
Miscellaneous	2013	38	38	18	24	33	13	11	19	26	18	12	23	76			273
	2014	16	16	-	-	-	-	-	-	-	-	-	-	32	-57.9%	↓	32
Misdemeanor	2013	10	8	16	11	12	20	16	13	12	15	7	15	18			155
	2014	16	8	-	-	-	-	-	-	-	-	-	-	24	33.3%	↑	24
Non-Capital Felonies and Related Matters	2013	36	69	35	83	79	104	67	65	37	98	34	68	105			775
	2014	40	43	-	-	-	-	-	-	-	-	-	-	83	-21.0%	↓	83
Other	2013	5	2	3	2	5	6	3	3	1	7	4	5	7			46
	2014	3	2	-	-	-	-	-	-	-	-	-	-	5	-28.6%	↓	5
Other Criminally Related Matters	2013	3	-	1	1	-	1	4	-	2	4	6	-	3			22
	2014	3	1	-	-	-	-	-	-	-	-	-	-	4	33.3%	↑	4
Probates/Wills and Trusts	2013	-	-	2	2	-	-	-	2	-	-	-	-	0			6
Uncontested Divorce	2013	3	4	3	2	7	1	2	2	-	-	1	1	7			26
	2014	2	2	-	-	-	-	-	-	-	-	-	-	4	-42.9%	↓	4

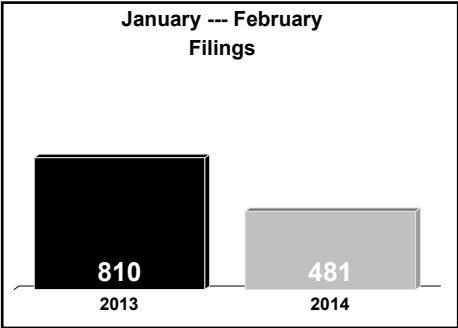
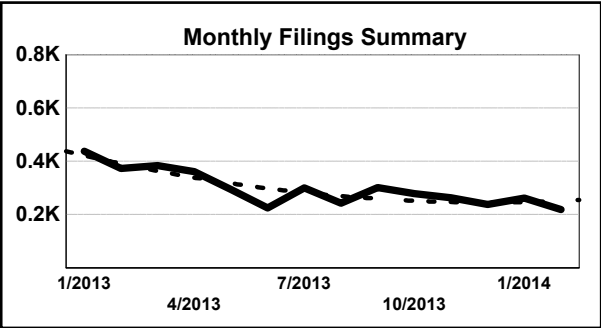
Locale/Circuit: Arlington 17
Start/End Date: Jan-13 / Feb-14
Type of Case: Filings
AVG. Month: 630
2013 AVG Month: 634
2014 AVG Month: 605
Jan-Feb 2013: 1,455
Jan-Feb 2014: 1,209
Filings Trending: Downward ↓



	Jan	Feb	Mar	Apr	May	Jun	Jul	Aug	Sep	Oct	Nov	Dec	Thru Feb	% Change	Trending	Total
2013	755	700	689	752	819	551	606	606	490	588	560	496	1,455			7,612
2014	600	609	-	-	-	-	-	-	-	-	-	-	1,209	-16.9%	↓	1,209

		Jan	Feb	Mar	Apr	May	Jun	Jul	Aug	Sep	Oct	Nov	Dec	Thru Feb	% Change	Trending	Total
Administrative Law	2013	-	-	-	4	2	-	-	2	-	2	3	1	0			14
	2014	-	1	-	-	-	-	-	-	-	-	-	-	1	0.0%	↔	1
Capital Murder	2013	-	-	-	4	5	-	-	-	-	-	-	-	0			9
Contested Divorce	2013	14	10	8	8	15	6	5	9	9	9	6	5	24			104
	2014	11	7	-	-	-	-	-	-	-	-	-	-	18	-25.0%	↓	18
Domestic and Family - Level 1	2013	8	5	8	1	9	15	14	4	8	8	7	5	13			92
	2014	2	6	-	-	-	-	-	-	-	-	-	-	8	-38.5%	↓	8
Domestic and Family - Level 2	2013	3	4	-	4	6	4	2	5	3	11	4	6	7			52
	2014	5	8	-	-	-	-	-	-	-	-	-	-	13	85.7%	↑	13
General Civil - Level 1	2013	3	1	2	-	3	-	1	4	2	-	3	3	4			22
	2014	2	1	-	-	-	-	-	-	-	-	-	-	3	-25.0%	↓	3
General Civil - Level 2	2013	40	41	40	33	45	32	38	48	38	29	38	32	81			454
	2014	36	38	-	-	-	-	-	-	-	-	-	-	74	-8.6%	↓	74
General Civil - Level 3	2013	15	14	21	19	21	8	8	12	14	7	7	18	29			164
	2014	11	6	-	-	-	-	-	-	-	-	-	-	17	-41.4%	↓	17
Miscellaneous	2013	254	224	184	161	158	145	147	154	111	155	140	123	478			1,956
	2014	145	141	-	-	-	-	-	-	-	-	-	-	286	-40.2%	↓	286
Misdemeanor	2013	58	49	59	100	67	30	42	53	47	68	32	41	107			646
	2014	51	71	-	-	-	-	-	-	-	-	-	-	122	14.0%	↑	122
Non-Capital Felonies and Related Matters	2013	286	273	270	306	373	225	211	207	167	194	206	164	559			2,882
	2014	205	220	-	-	-	-	-	-	-	-	-	-	425	-24.0%	↓	425
Other	2013	13	21	24	25	20	22	18	32	22	26	16	15	34			254
	2014	16	17	-	-	-	-	-	-	-	-	-	-	33	-2.9%	↓	33
Other Criminally Related Matters	2013	40	30	36	55	46	30	80	45	44	48	67	53	70			574
	2014	73	49	-	-	-	-	-	-	-	-	-	-	122	74.3%	↑	122
Probates/Wills and Trusts - Level 1	2013	1	-	1	-	-	-	2	1	2	-	1	-	1			8
	2014	2	4	-	-	-	-	-	-	-	-	-	-	6	500.0%	↑	6
Probates/Wills and Trusts - Level 2	2013	7	6	8	4	10	3	8	6	3	9	6	6	13			76
	2014	10	6	-	-	-	-	-	-	-	-	-	-	16	23.1%	↑	16
Protective Orders	2013	-	-	2	-	1	1	-	-	-	1	-	-	0			5
	2014	-	1	-	-	-	-	-	-	-	-	-	-	1	0.0%	↔	1
Uncontested Divorce	2013	13	22	26	28	38	30	30	24	20	21	24	24	35			300
	2014	31	33	-	-	-	-	-	-	-	-	-	-	64	82.9%	↑	64

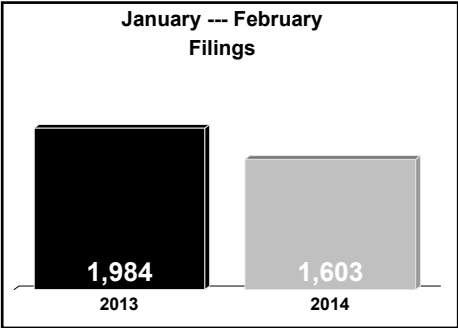
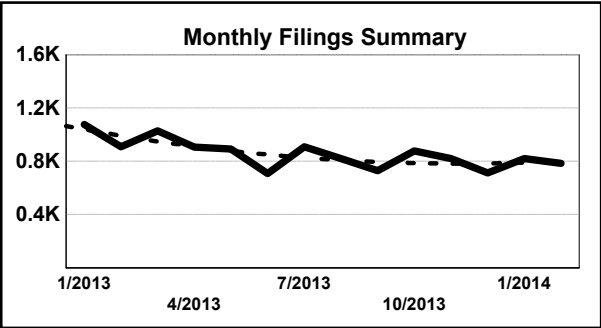
Locale/Circuit: Fauquier 20
Start/End Date: Jan-13 / Feb-14
Type of Case: Filings
AVG. Month: 298
2013 AVG Month: 308
2014 AVG Month: 241
Jan-Feb 2013: 810
Jan-Feb 2014: 481
Filings Trending: Downward ↓



	Jan	Feb	Mar	Apr	May	Jun	Jul	Aug	Sep	Oct	Nov	Dec	Thru Feb	% Change	Trending	Total
2013	437	373	383	361	294	224	300	242	301	278	263	238	810			3,694
2014	262	219	-	-	-	-	-	-	-	-	-	-	481	-40.6%	↓	481

		Jan	Feb	Mar	Apr	May	Jun	Jul	Aug	Sep	Oct	Nov	Dec	Thru Feb	% Change	Trending	Total
Administrative Law	2013	-	-	-	1	-	-	1	-	1	-	1	-	0			4
	2014	1	-	-	-	-	-	-	-	-	-	-	-	1	0.0%	↔	1
Capital Murder	2013	-	-	5	-	-	-	-	-	-	-	-	-	0			5
Contested Divorce	2013	9	6	4	11	4	8	5	4	5	6	6	4	15			72
	2014	5	8	-	-	-	-	-	-	-	-	-	-	13	-13.3%	↓	13
Domestic and Family - Level 1	2013	3	2	1	-	8	1	1	3	3	3	3	1	5			29
	2014	-	1	-	-	-	-	-	-	-	-	-	-	1	-80.0%	↓	1
Domestic and Family - Level 2	2013	-	3	2	4	-	4	4	5	3	5	1	1	3			32
	2014	2	2	-	-	-	-	-	-	-	-	-	-	4	33.3%	↑	4
General Civil - Level 1	2013	-	-	1	1	1	1	2	-	1	-	1	-	0			8
	2014	-	2	-	-	-	-	-	-	-	-	-	-	2	0.0%	↔	2
General Civil - Level 2	2013	14	15	11	24	23	10	14	16	17	13	15	18	29			190
	2014	12	5	-	-	-	-	-	-	-	-	-	-	17	-41.4%	↓	17
General Civil - Level 3	2013	7	3	7	2	9	3	3	4	9	5	5	9	10			66
	2014	2	4	-	-	-	-	-	-	-	-	-	-	6	-40.0%	↓	6
Miscellaneous	2013	284	242	216	173	112	93	107	104	109	137	113	129	526			1,819
	2014	137	106	-	-	-	-	-	-	-	-	-	-	243	-53.8%	↓	243
Misdemeanor	2013	36	16	17	32	16	23	33	24	32	19	25	19	52			292
	2014	17	14	-	-	-	-	-	-	-	-	-	-	31	-40.4%	↓	31
Non-Capital Felonies and Related Matters	2013	55	52	90	86	86	50	102	58	89	54	78	36	107			836
	2014	66	55	-	-	-	-	-	-	-	-	-	-	121	13.1%	↑	121
Other	2013	7	7	12	9	16	8	5	5	10	9	3	13	14			104
	2014	4	4	-	-	-	-	-	-	-	-	-	-	8	-42.9%	↓	8
Other Criminally Related Matters	2013	7	6	2	3	5	6	7	6	5	4	3	1	13			55
	2014	3	5	-	-	-	-	-	-	-	-	-	-	8	-38.5%	↓	8
Probates/Wills and Trusts - Level 1	2013	-	1	-	-	-	1	-	-	1	-	-	-	1			3
	2014	-	1	-	-	-	-	-	-	-	-	-	-	1	0.0%	↔	1
Probates/Wills and Trusts - Level 2	2013	-	2	-	1	-	2	2	1	1	1	-	-	2			10
	2014	-	1	-	-	-	-	-	-	-	-	-	-	1	-50.0%	↓	1
Protective Orders	2013	4	2	3	-	2	-	3	2	-	1	-	2	6			19
	2014	1	-	-	-	-	-	-	-	-	-	-	-	1	-83.3%	↓	1
Uncontested Divorce	2013	11	16	12	14	12	14	11	10	15	21	9	5	27			150
	2014	12	11	-	-	-	-	-	-	-	-	-	-	23	-14.8%	↓	23

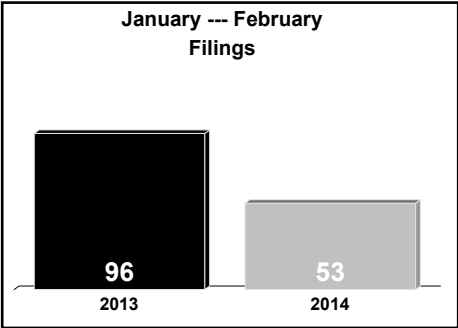
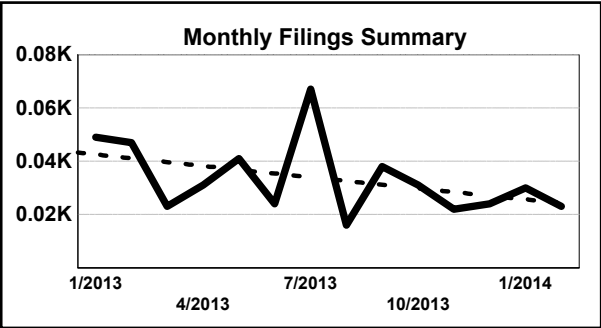
Locale/Circuit: Loudoun 20
Start/End Date: Jan-13 / Feb-14
Type of Case: Filings
AVG. Month: 856
2013 AVG Month: 865
2014 AVG Month: 802
Jan-Feb 2013: 1,984
Jan-Feb 2014: 1,603
Filings Trending: Downward ↓



	Jan	Feb	Mar	Apr	May	Jun	Jul	Aug	Sep	Oct	Nov	Dec	Thru Feb	% Change	Trending	Total
2013	1,076	908	1,027	905	892	708	908	820	728	876	819	711	1,984			10,378
2014	820	783	-	-	-	-	-	-	-	-	-	-	1,603	-19.2%	↓	1,603

		Jan	Feb	Mar	Apr	May	Jun	Jul	Aug	Sep	Oct	Nov	Dec	Thru Feb	% Change	Trending	Total
Administrative Law	2013	3	1	-	2	1	-	3	2	4	-	-	1	4			17
	2014	2	1	-	-	-	-	-	-	-	-	-	-	3	-25.0%	↓	3
Capital Murder	2013	-	-	-	-	2	-	-	-	-	-	-	-	0			2
Contested Divorce	2013	21	15	24	19	18	16	20	18	16	22	18	13	36			220
	2014	20	14	-	-	-	-	-	-	-	-	-	-	34	-5.6%	↓	34
Domestic and Family - Level 1	2013	16	19	12	23	24	11	16	21	4	8	21	16	35			191
	2014	17	11	-	-	-	-	-	-	-	-	-	-	28	-20.0%	↓	28
Domestic and Family - Level 2	2013	12	9	19	8	11	10	5	9	8	12	13	12	21			128
	2014	12	9	-	-	-	-	-	-	-	-	-	-	21	0.0%	↔	21
General Civil - Level 1	2013	3	-	3	2	1	1	1	1	-	-	1	1	3			14
	2014	2	1	-	-	-	-	-	-	-	-	-	-	3	0.0%	↔	3
General Civil - Level 2	2013	36	41	48	47	39	29	52	47	33	59	38	46	77			515
	2014	51	40	-	-	-	-	-	-	-	-	-	-	91	18.2%	↑	91
General Civil - Level 3	2013	31	30	41	25	26	26	22	25	31	30	31	31	61			349
	2014	24	22	-	-	-	-	-	-	-	-	-	-	46	-24.6%	↓	46
Miscellaneous	2013	664	511	500	427	390	285	369	319	322	358	363	350	1,175			4,858
	2014	391	350	-	-	-	-	-	-	-	-	-	-	741	-36.9%	↓	741
Misdemeanor	2013	49	30	35	32	45	40	48	50	43	34	56	28	79			490
	2014	45	45	-	-	-	-	-	-	-	-	-	-	90	13.9%	↑	90
Non-Capital Felonies and Related Matters	2013	85	63	118	111	152	108	147	125	100	137	121	72	148			1,339
	2014	84	159	-	-	-	-	-	-	-	-	-	-	243	64.2%	↑	243
Other	2013	96	75	99	95	86	98	101	92	77	80	65	69	171			1,033
	2014	93	63	-	-	-	-	-	-	-	-	-	-	156	-8.8%	↓	156
Other Criminally Related Matters	2013	19	46	53	36	26	31	50	28	26	65	42	25	65			447
	2014	19	17	-	-	-	-	-	-	-	-	-	-	36	-44.6%	↓	36
Probates/Wills and Trusts	2013	-	-	-	-	-	-	-	-	1	1	1	1	0			4
Probates/Wills and Trusts - Level 2	2013	-	3	7	9	8	10	12	4	2	5	4	4	3			68
	2014	3	4	-	-	-	-	-	-	-	-	-	-	7	133.3%	↑	7
Uncontested Divorce	2013	41	65	68	69	63	43	62	79	61	65	45	42	106			703
	2014	57	47	-	-	-	-	-	-	-	-	-	-	104	-1.9%	↓	104

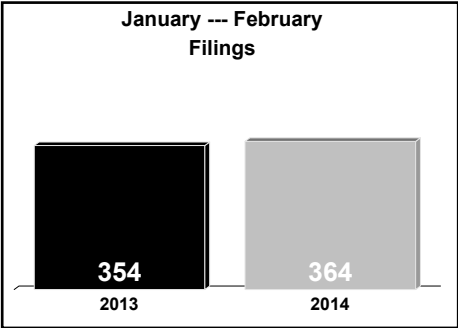
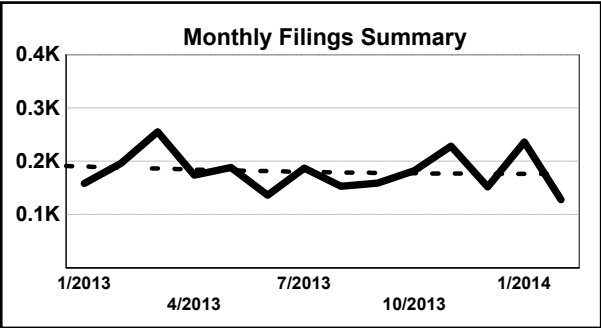
Locale/Circuit: Rappahannock 20
Start/End Date: Jan-13 / Feb-14
Type of Case: Filings
AVG. Month: 33
2013 AVG Month: 34
2014 AVG Month: 27
Jan-Feb 2013: 96
Jan-Feb 2014: 53
Filings Trending: Downward ↓



	Jan	Feb	Mar	Apr	May	Jun	Jul	Aug	Sep	Oct	Nov	Dec	Thru Feb	% Change	Trending	Total
2013	49	47	23	31	41	24	67	16	38	31	22	24	96			413
2014	30	23	-	-	-	-	-	-	-	-	-	-	53	-44.8%	↓	53

		Jan	Feb	Mar	Apr	May	Jun	Jul	Aug	Sep	Oct	Nov	Dec	Thru Feb	% Change	Trending	Total
Administrative Law	2013	-	-	-	-	-	-	-	-	-	-	1	-	0			1
Contested Divorce	2013	-	1	-	1	1	-	-	-	-	-	-	-	1			3
	2014	1	-	-	-	-	-	-	-	-	-	-	-	1	0.0%	↔	1
Domestic and Family - Lev	2013	-	3	1	-	-	-	6	1	-	-	-	-	3			11
Domestic and Family - Lev	2013	-	-	-	-	-	-	-	1	-	-	-	-	0			1
General Civil - Level 2	2013	-	6	1	-	4	1	4	1	1	-	-	1	6			19
	2014	1	-	-	-	-	-	-	-	-	-	-	-	1	-83.3%	↓	1
General Civil - Level 3	2013	-	1	1	2	2	1	1	-	1	1	2	1	1			13
	2014	1	-	-	-	-	-	-	-	-	-	-	-	1	0.0%	↔	1
Miscellaneous	2013	35	29	9	15	16	5	12	8	12	14	9	9	64			173
	2014	14	18	-	-	-	-	-	-	-	-	-	-	32	-50.0%	↓	32
Misdemeanor	2013	5	4	4	3	6	3	2	2	2	9	2	5	9			47
	2014	3	2	-	-	-	-	-	-	-	-	-	-	5	-44.4%	↓	5
Non-Capital Felonies and Related Matters	2013	4	2	5	-	6	9	39	-	20	3	5	3	6			96
	2014	8	1	-	-	-	-	-	-	-	-	-	-	9	50.0%	↑	9
Other	2013	1	1	1	3	4	2	2	1	1	2	2	3	2			23
	2014	2	-	-	-	-	-	-	-	-	-	-	-	2	0.0%	↔	2
Other Criminally Related Matters	2013	1	-	1	4	1	1	-	-	1	-	-	1	1			10
	2014	-	2	-	-	-	-	-	-	-	-	-	-	2	100.0%	↑	2
Probates/Wills and Trusts	2013	-	-	-	1	-	-	-	1	-	-	-	-	0			2
Uncontested Divorce	2013	3	-	-	2	1	2	1	1	-	2	1	1	3			14

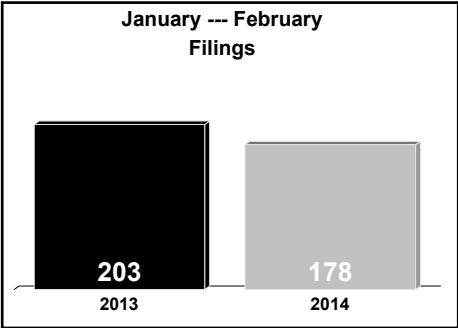
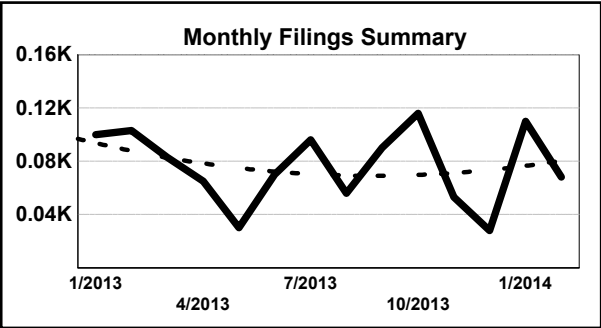
Locale/Circuit: Henry 21
Start/End Date: Jan-13 / Feb-14
Type of Case: Filings
AVG. Month: 181
2013 AVG Month: 181
2014 AVG Month: 182
Jan-Feb 2013: 354
Jan-Feb 2014: 364
Filings Trending: Upward ↑



	Jan	Feb	Mar	Apr	May	Jun	Jul	Aug	Sep	Oct	Nov	Dec	Thru Feb	% Change	Trending	Total
2013	158	196	255	174	188	136	187	153	159	182	228	152	354			2,168
2014	236	128	-	-	-	-	-	-	-	-	-	-	364	2.8%	↑	364

		Jan	Feb	Mar	Apr	May	Jun	Jul	Aug	Sep	Oct	Nov	Dec	Thru Feb	% Change	Trending	Total
Administrative Law	2014	-	2	-	-	-	-	-	-	-	-	-	-	2			2
Contested Divorce	2013	3	7	12	10	4	4	10	4	7	8	3	4	10			76
	2014	5	4	-	-	-	-	-	-	-	-	-	-	9	-10.0%	↓	9
Domestic and Family - Level 1	2013	5	3	-	2	2	6	6	3	5	4	3	4	8			43
	2014	14	1	-	-	-	-	-	-	-	-	-	-	15	87.5%	↑	15
Domestic and Family - Level 2	2013	5	4	1	2	2	3	6	-	3	1	-	-	9			27
	2014	1	-	-	-	-	-	-	-	-	-	-	-	1	-88.9%	↓	1
General Civil - Level 1	2013	2	-	1	2	-	-	-	2	-	1	1	1	2			10
	2014	2	-	-	-	-	-	-	-	-	-	-	-	2	0.0%	↔	2
General Civil - Level 2	2013	3	7	6	5	9	6	8	10	6	7	1	4	10			72
	2014	7	3	-	-	-	-	-	-	-	-	-	-	10	0.0%	↔	10
General Civil - Level 3	2013	-	3	4	3	2	5	2	3	1	6	11	8	3			48
	2014	5	5	-	-	-	-	-	-	-	-	-	-	10	233.3%	↑	10
Miscellaneous	2013	5	7	6	10	4	5	5	12	6	9	6	5	12			80
	2014	2	2	-	-	-	-	-	-	-	-	-	-	4	-66.7%	↓	4
Misdemeanor	2013	52	48	50	48	54	41	50	35	44	56	30	46	100			554
	2014	34	37	-	-	-	-	-	-	-	-	-	-	71	-29.0%	↓	71
Non-Capital Felonies and Related Matters	2013	69	92	141	68	90	51	82	60	71	68	152	45	161			989
	2014	141	54	-	-	-	-	-	-	-	-	-	-	195	21.1%	↑	195
Other	2013	1	1	2	-	2	2	1	-	2	-	-	2	2			13
	2014	1	2	-	-	-	-	-	-	-	-	-	-	3	50.0%	↑	3
Other Criminally Related Matters	2013	4	7	5	9	7	5	2	10	1	9	9	19	11			87
	2014	11	1	-	-	-	-	-	-	-	-	-	-	12	9.1%	↑	12
Probates/Wills and Trusts - Level 1	2013	-	2	-	1	1	-	-	-	-	-	-	-	2			4
	2014	1	-	-	-	-	-	-	-	-	-	-	-	1	-50.0%	↓	1
Probates/Wills and Trusts - Level 2	2013	-	-	-	2	-	-	-	2	1	1	2	2	0			10
	2014	1	1	-	-	-	-	-	-	-	-	-	-	2	0.0%	↔	2
Protective Orders	2013	-	1	-	-	-	-	-	-	-	-	-	-	1			1
Uncontested Divorce	2013	9	14	27	12	11	8	15	12	12	12	10	12	23			154
	2014	11	16	-	-	-	-	-	-	-	-	-	-	27	17.4%	↑	27

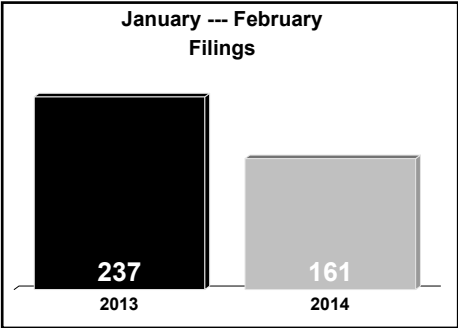
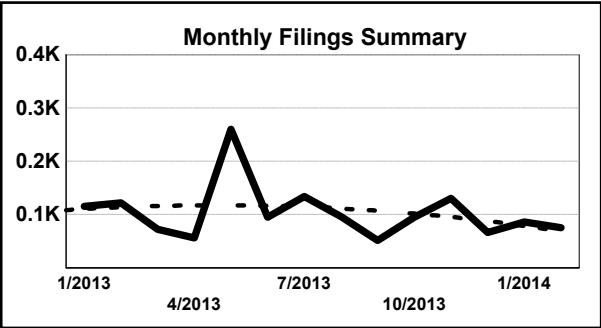
Locale/Circuit: Patrick 21
Start/End Date: Jan-13 / Feb-14
Type of Case: Filings
AVG. Month: 76
2013 AVG Month: 74
2014 AVG Month: 89
Jan-Feb 2013: 203
Jan-Feb 2014: 178
Filings Trending: Downward ↓



	Jan	Feb	Mar	Apr	May	Jun	Jul	Aug	Sep	Oct	Nov	Dec	Thru Feb	% Change	Trending	Total
2013	100	103	83	65	30	70	96	56	90	116	53	28	203			890
2014	110	68	-	-	-	-	-	-	-	-	-	-	178	-12.3%	↓	178

		Jan	Feb	Mar	Apr	May	Jun	Jul	Aug	Sep	Oct	Nov	Dec	Thru Feb	% Change	Trending	Total
Administrative Law	2013	-	-	-	-	-	-	-	-	1	-	-	-	0			1
Contested Divorce	2013	6	2	4	3	4	5	2	1	-	4	1	-	8			32
	2014	-	2	-	-	-	-	-	-	-	-	-	-	2	-75.0%	↓	2
Domestic and Family - Level 1	2013	-	-	-	-	-	1	4	2	-	3	-	-	0			10
	2014	-	2	-	-	-	-	-	-	-	-	-	-	2	0.0%	↔	2
Domestic and Family - Lev	2013	-	-	1	-	1	1	-	1	-	-	1	-	0			5
General Civil - Level 2	2013	3	1	1	2	1	2	1	-	2	3	3	2	4			21
	2014	1	-	-	-	-	-	-	-	-	-	-	-	1	-75.0%	↓	1
General Civil - Level 3	2013	-	3	2	-	3	-	2	2	-	1	1	5	3			19
	2014	1	1	-	-	-	-	-	-	-	-	-	-	2	-33.3%	↓	2
Miscellaneous	2013	3	5	1	3	4	1	3	4	1	8	1	1	8			35
	2014	3	2	-	-	-	-	-	-	-	-	-	-	5	-37.5%	↓	5
Misdemeanor	2013	21	14	11	18	2	21	29	17	16	35	8	3	35			195
	2014	37	14	-	-	-	-	-	-	-	-	-	-	51	45.7%	↑	51
Non-Capital Felonies and Related Matters	2013	41	70	56	28	7	37	47	14	67	40	27	13	111			447
	2014	47	32	-	-	-	-	-	-	-	-	-	-	79	-28.8%	↓	79
Other	2013	1	2	2	-	2	-	1	-	-	4	-	-	3			12
Other Criminally Related Matters	2013	21	3	-	2	3	-	5	12	-	12	10	-	24			68
	2014	19	7	-	-	-	-	-	-	-	-	-	-	26	8.3%	↑	26
Probates/Wills and Trusts	2013	-	-	-	-	-	-	-	-	-	-	1	-	0			1
Probates/Wills and Trusts	2013	1	-	-	3	-	-	-	-	-	-	-	-	1			4
Uncontested Divorce	2013	3	3	5	6	3	2	2	3	3	6	-	4	6			40
	2014	2	8	-	-	-	-	-	-	-	-	-	-	10	66.7%	↑	10

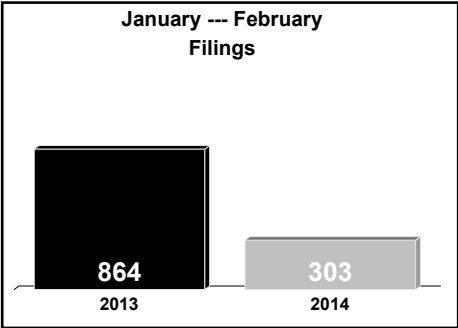
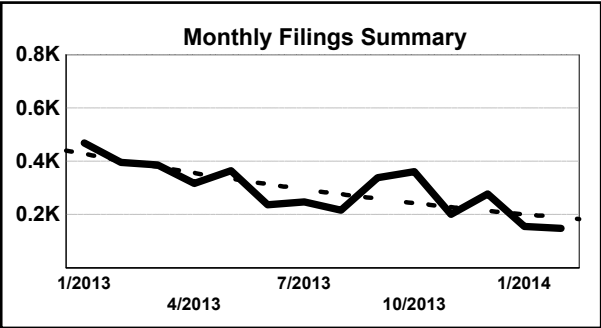
Locale/Circuit: Martinsville 21
Start/End Date: Jan-13 / Feb-14
Type of Case: Filings
AVG. Month: 104
2013 AVG Month: 108
2014 AVG Month: 81
Jan-Feb 2013: 237
Jan-Feb 2014: 161
Filings Trending: Downward ↓



	Jan	Feb	Mar	Apr	May	Jun	Jul	Aug	Sep	Oct	Nov	Dec	Thru Feb	% Change	Trending	Total
2013	115	122	72	56	260	95	134	96	51	95	130	66	237			1,292
2014	86	75	-	-	-	-	-	-	-	-	-	-	161	-32.1%	↓	161

		Jan	Feb	Mar	Apr	May	Jun	Jul	Aug	Sep	Oct	Nov	Dec	Thru Feb	% Change	Trending	Total
Contested Divorce	2013	1	2	1	1	3	1	-	-	-	-	-	-	3			9
Domestic and Family - Lev	2013	1	8	2	-	4	-	-	9	-	-	-	-	9			24
Domestic and Family - Lev	2013	-	-	-	-	1	-	-	-	-	-	-	1	0			2
General Civil - Level 1	2013	-	1	2	-	1	-	-	-	-	-	-	1	1			5
General Civil - Level 2	2013	3	2	5	3	5	6	2	2	5	3	-	3	5			39
	2014	2	1	-	-	-	-	-	-	-	-	-	-	3	-40.0%	↓	3
General Civil - Level 3	2013	1	3	1	-	4	2	1	-	5	2	-	-	4			19
	2014	5	2	-	-	-	-	-	-	-	-	-	-	7	75.0%	↑	7
Miscellaneous	2013	21	24	21	11	12	8	15	10	10	10	9	5	45			156
	2014	14	13	-	-	-	-	-	-	-	-	-	-	27	-40.0%	↓	27
Misdemeanor	2013	30	21	18	16	42	27	11	28	5	23	20	21	51			262
	2014	20	8	-	-	-	-	-	-	-	-	-	-	28	-45.1%	↓	28
Non-Capital Felonies and Related Matters	2013	50	55	18	21	178	42	100	36	24	45	97	28	105			694
	2014	38	40	-	-	-	-	-	-	-	-	-	-	78	-25.7%	↓	78
Other	2013	2	3	1	1	2	1	3	-	-	5	1	2	5			21
	2014	1	6	-	-	-	-	-	-	-	-	-	-	7	40.0%	↑	7
Other Criminally Related Matters	2013	6	2	-	1	7	6	2	9	1	3	2	4	8			43
	2014	4	2	-	-	-	-	-	-	-	-	-	-	6	-25.0%	↓	6
Probates/Wills and Trusts - Level 2	2013	-	-	-	-	1	-	-	1	-	1	1	1	0			5
	2014	1	1	-	-	-	-	-	-	-	-	-	-	2	0.0%	↔	2
Uncontested Divorce	2013	-	1	3	2	-	2	-	1	1	3	-	-	1			13
	2014	1	2	-	-	-	-	-	-	-	-	-	-	3	200.0%	↑	3

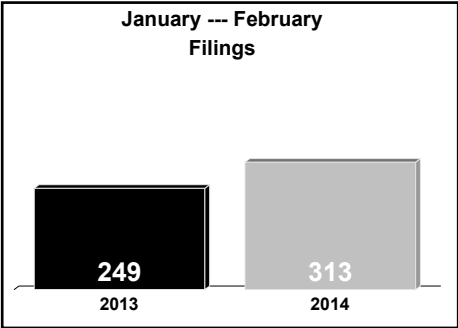
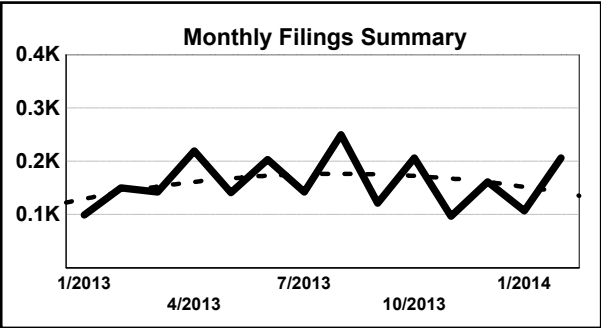
Locale/Circuit: Franklin County 22
Start/End Date: Jan-13 / Feb-14
Type of Case: Filings
AVG. Month: 294
2013 AVG Month: 317
2014 AVG Month: 152
Jan-Feb 2013: 864
Jan-Feb 2014: 303
Filings Trending: Downward ↓



	Jan	Feb	Mar	Apr	May	Jun	Jul	Aug	Sep	Oct	Nov	Dec	Thru Feb	% Change	Trending	Total
2013	468	396	386	317	364	237	247	216	338	361	201	277	864			3,808
2014	155	148	-	-	-	-	-	-	-	-	-	-	303	-64.9%	↓	303

		Jan	Feb	Mar	Apr	May	Jun	Jul	Aug	Sep	Oct	Nov	Dec	Thru Feb	% Change	Trending	Total
Administrative Law	2014	1	-	-	-	-	-	-	-	-	-	-	-	1			1
Contested Divorce	2013	7	8	4	9	8	4	7	4	8	8	3	6	15			76
	2014	4	16	-	-	-	-	-	-	-	-	-	-	20	33.3%	↑	20
Domestic and Family - Level 1	2013	21	2	8	5	2	3	10	8	12	2	9	7	23			89
	2014	17	7	-	-	-	-	-	-	-	-	-	-	24	4.3%	↑	24
Domestic and Family - Level 2	2013	1	2	-	-	2	1	4	3	1	3	3	-	3			20
	2014	2	1	-	-	-	-	-	-	-	-	-	-	3	0.0%	↔	3
General Civil - Level 1	2014	1	-	-	-	-	-	-	-	-	-	-	-	1			1
General Civil - Level 2	2013	13	8	12	12	12	5	7	10	9	6	4	10	21			108
	2014	11	8	-	-	-	-	-	-	-	-	-	-	19	-9.5%	↓	19
General Civil - Level 3	2013	13	5	6	5	9	4	6	4	1	6	4	3	18			66
	2014	15	6	-	-	-	-	-	-	-	-	-	-	21	16.7%	↑	21
Miscellaneous	2013	224	187	174	147	110	72	15	21	13	14	15	12	411			1,004
	2014	10	9	-	-	-	-	-	-	-	-	-	-	19	-95.4%	↓	19
Misdemeanor	2013	54	39	61	37	63	60	70	79	115	139	63	75	93			855
	2014	28	22	-	-	-	-	-	-	-	-	-	-	50	-46.2%	↓	50
Non-Capital Felonies and Related Matters	2013	108	129	91	77	141	73	109	70	155	164	80	150	237			1,347
	2014	47	55	-	-	-	-	-	-	-	-	-	-	102	-57.0%	↓	102
Other	2013	4	1	5	4	4	2	2	1	1	3	1	-	5			28
	2014	4	2	-	-	-	-	-	-	-	-	-	-	6	20.0%	↑	6
Other Criminally Related Matters	2013	5	5	1	5	4	4	6	2	4	4	5	-	10			45
	2014	4	3	-	-	-	-	-	-	-	-	-	-	7	-30.0%	↓	7
Probates/Wills and Trusts - Level 2	2013	3	1	2	1	1	1	1	1	2	2	4	1	4			20
	2014	-	1	-	-	-	-	-	-	-	-	-	-	1	-75.0%	↓	1
Uncontested Divorce	2013	15	9	22	15	8	8	10	13	17	10	10	13	24			150
	2014	11	18	-	-	-	-	-	-	-	-	-	-	29	20.8%	↑	29

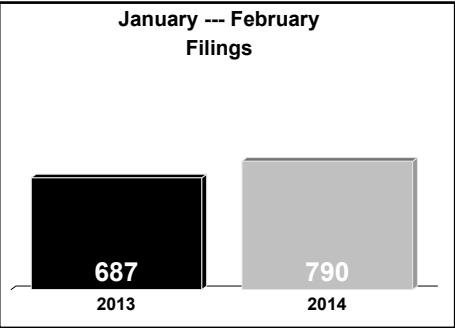
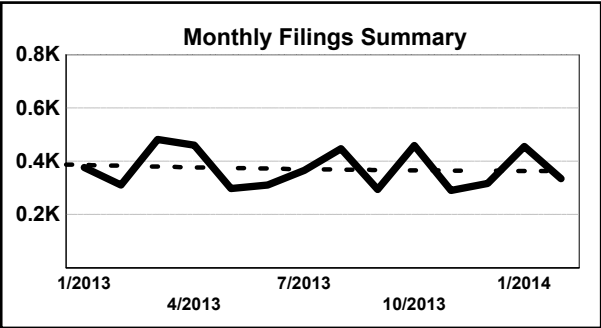
Locale/Circuit: Pittsylvania 22
Start/End Date: Jan-13 / Feb-14
Type of Case: Filings
AVG. Month: 160
2013 AVG Month: 161
2014 AVG Month: 157
Jan-Feb 2013: 249
Jan-Feb 2014: 313
Filings Trending: Upward ↑



	Jan	<u>Feb</u>	Mar	Apr	May	Jun	Jul	Aug	Sep	Oct	Nov	Dec	Thru Feb	% Change	Trending	<u>Total</u>
2013	99	150	142	219	141	203	142	250	121	206	97	161	249			1,931
2014	107	206	-	-	-	-	-	-	-	-	-	-	313	25.7%	↑	313

		Jan	<u>Feb</u>	Mar	Apr	May	Jun	Jul	Aug	Sep	Oct	Nov	Dec	Thru Feb	% Change	Trending	<u>Total</u>
Administrative Law	2013	-	-	1	-	-	-	2	1	-	-	-	-	0			4
	2014	-	1	-	-	-	-	-	-	-	-	-	-	1	0.0%	↔	1
Capital Murder	2013	-	-	-	-	-	-	-	1	-	-	-	-	0			1
Contested Divorce	2013	5	8	15	8	8	8	10	8	9	4	9	7	13			99
	2014	7	10	-	-	-	-	-	-	-	-	-	-	17	30.8%	↑	17
Domestic and Family - Level 1	2013	6	-	-	14	10	-	16	12	4	5	1	9	6			77
	2014	23	6	-	-	-	-	-	-	-	-	-	-	29	383.3%	↑	29
Domestic and Family - Level 2	2013	1	1	2	1	3	2	1	3	1	-	1	2	2			18
	2014	1	3	-	-	-	-	-	-	-	-	-	-	4	100.0%	↑	4
General Civil - Level 1	2013	1	1	-	-	-	-	-	-	-	1	-	-	2			3
	2014	1	-	-	-	-	-	-	-	-	-	-	-	1	-50.0%	↓	1
General Civil - Level 2	2013	5	5	5	6	10	5	5	3	4	5	9	3	10			65
	2014	7	6	-	-	-	-	-	-	-	-	-	-	13	30.0%	↑	13
General Civil - Level 3	2013	4	2	-	2	4	3	4	4	3	16	2	3	6			47
	2014	3	12	-	-	-	-	-	-	-	-	-	-	15	150.0%	↑	15
Miscellaneous	2013	4	6	3	1	5	3	5	3	4	3	3	2	10			42
	2014	4	5	-	-	-	-	-	-	-	-	-	-	9	-10.0%	↓	9
Misdemeanor	2013	13	28	21	23	23	37	11	23	20	42	15	35	41			291
	2014	13	25	-	-	-	-	-	-	-	-	-	-	38	-7.3%	↓	38
Non-Capital Felonies and Related Matters	2013	33	69	62	139	51	119	59	160	51	110	36	81	102			970
	2014	34	111	-	-	-	-	-	-	-	-	-	-	145	42.2%	↑	145
Other	2013	5	5	2	4	3	3	2	2	5	2	6	4	10			43
	2014	3	9	-	-	-	-	-	-	-	-	-	-	12	20.0%	↑	12
Other Criminally Related Matters	2013	2	5	4	3	4	2	7	4	1	9	2	5	7			48
	2014	1	2	-	-	-	-	-	-	-	-	-	-	3	-57.1%	↓	3
Probates/Wills and Trusts	2014	1	-	-	-	-	-	-	-	-	-	-	-	1			1
Probates/Wills and Trusts - Level 2	2013	-	-	-	1	-	-	-	-	-	-	-	-	0			1
	2014	-	2	-	-	-	-	-	-	-	-	-	-	2	0.0%	↔	2
Uncontested Divorce	2013	20	20	27	17	20	21	20	26	19	9	13	10	40			222
	2014	9	14	-	-	-	-	-	-	-	-	-	-	23	-42.5%	↓	23

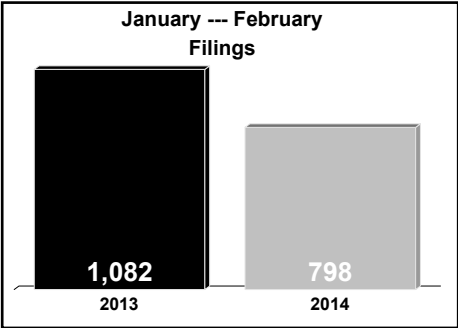
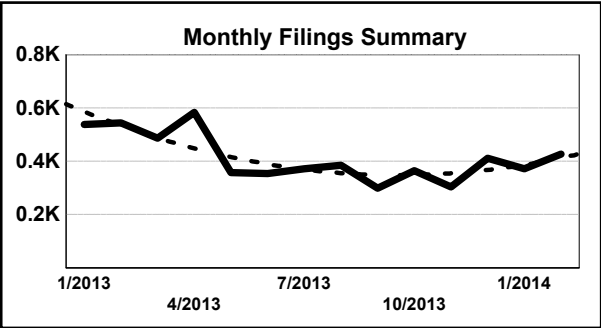
Locale/Circuit: Danville 22
Start/End Date: Jan-13 / Feb-14
Type of Case: Filings
AVG. Month: 371
2013 AVG Month: 367
2014 AVG Month: 395
Jan-Feb 2013: 687
Jan-Feb 2014: 790
Filings Trending: Upward ↑



	Jan	Feb	Mar	Apr	May	Jun	Jul	Aug	Sep	Oct	Nov	Dec	Thru Feb	% Change	Trending	Total
2013	376	311	481	460	298	310	366	447	294	459	290	316	687			4,408
2014	455	335	-	-	-	-	-	-	-	-	-	-	790	15.0%	↑	790

		Jan	Feb	Mar	Apr	May	Jun	Jul	Aug	Sep	Oct	Nov	Dec	Thru Feb	% Change	Trending	Total
Administrative Law	2013	-	1	-	1	-	-	-	-	-	-	-	-	1			2
	2014	-	1	-	-	-	-	-	-	-	-	-	-	1	0.0%	↔	1
Capital Murder	2013	-	-	-	-	-	-	-	-	-	-	-	2	0			2
	2014	1	-	-	-	-	-	-	-	-	-	-	-	1	0.0%	↔	1
Contested Divorce	2013	2	4	1	2	2	2	1	2	3	3	7	-	6			29
	2014	5	4	-	-	-	-	-	-	-	-	-	-	9	50.0%	↑	9
Domestic and Family - Level 1	2013	9	5	6	9	1	2	9	20	6	9	6	3	14			85
	2014	3	15	-	-	-	-	-	-	-	-	-	-	18	28.6%	↑	18
Domestic and Family - Level 2	2013	-	2	3	-	1	1	5	2	3	6	-	5	2			28
	2014	5	3	-	-	-	-	-	-	-	-	-	-	8	300.0%	↑	8
General Civil - Level 2	2013	4	2	11	8	4	6	7	9	6	1	4	-	6			62
	2014	4	5	-	-	-	-	-	-	-	-	-	-	9	50.0%	↑	9
General Civil - Level 3	2013	7	4	3	9	4	6	2	2	2	4	7	8	11			58
	2014	4	2	-	-	-	-	-	-	-	-	-	-	6	-45.5%	↓	6
Miscellaneous	2013	99	60	108	47	62	48	27	36	64	33	47	28	159			659
	2014	57	72	-	-	-	-	-	-	-	-	-	-	129	-18.9%	↓	129
Misdemeanor	2013	65	99	121	187	68	95	82	152	35	130	65	148	164			1,247
	2014	67	97	-	-	-	-	-	-	-	-	-	-	164	0.0%	↔	164
Non-Capital Felonies and Related Matters	2013	169	109	211	172	134	136	211	207	152	248	142	112	278			2,003
	2014	290	110	-	-	-	-	-	-	-	-	-	-	400	43.9%	↑	400
Other	2013	10	8	3	8	6	4	1	2	4	6	4	4	18			60
	2014	7	6	-	-	-	-	-	-	-	-	-	-	13	-27.8%	↓	13
Other Criminally Related Matters	2013	5	11	7	12	9	8	15	8	10	13	6	5	16			109
	2014	7	11	-	-	-	-	-	-	-	-	-	-	18	12.5%	↑	18
Probates/Wills and Trusts - Level 2	2013	-	1	-	1	3	1	-	-	-	1	-	-	1			7
	2014	1	-	-	-	-	-	-	-	-	-	-	-	1	0.0%	↔	1
Protective Orders	2013	-	-	-	-	-	-	1	2	1	-	-	-	0			4
Uncontested Divorce	2013	6	5	7	4	4	1	6	6	7	4	2	1	11			53
	2014	4	9	-	-	-	-	-	-	-	-	-	-	13	18.2%	↑	13

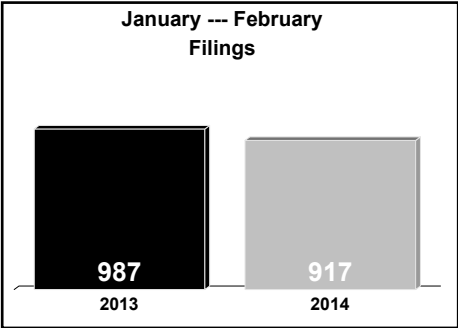
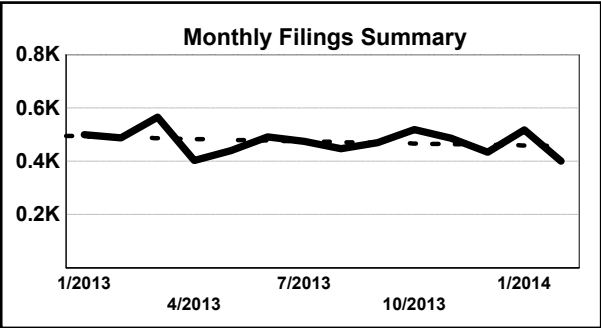
Locale/Circuit: Roanoke County 23
Start/End Date: Jan-13 / Feb-14
Type of Case: Filings
AVG. Month: 414
2013 AVG Month: 416
2014 AVG Month: 399
Jan-Feb 2013: 1,082
Jan-Feb 2014: 798
Filings Trending: Downward ↓



	Jan	Feb	Mar	Apr	May	Jun	Jul	Aug	Sep	Oct	Nov	Dec	Thru Feb	% Change	Trending	Total
2013	538	544	486	583	357	354	372	385	299	364	303	411	1,082			4,996
2014	372	426	-	-	-	-	-	-	-	-	-	-	798	-26.2%	↓	798

		Jan	Feb	Mar	Apr	May	Jun	Jul	Aug	Sep	Oct	Nov	Dec	Thru Feb	% Change	Trending	Total
Administrative Law	2013	-	1	-	-	-	1	-	-	1	-	1	1	1			5
	2014	-	1	-	-	-	-	-	-	-	-	-	-	1	0.0%	↔	1
Contested Divorce	2013	14	5	14	13	10	10	12	9	9	13	8	8	19			125
	2014	14	10	-	-	-	-	-	-	-	-	-	-	24	26.3%	↑	24
Domestic and Family - Level 1	2013	10	3	2	12	8	8	9	15	10	11	5	16	13			109
	2014	10	20	-	-	-	-	-	-	-	-	-	-	30	130.8%	↑	30
Domestic and Family - Level 2	2013	1	5	1	4	4	8	1	5	4	7	7	-	6			47
	2014	3	3	-	-	-	-	-	-	-	-	-	-	6	0.0%	↔	6
General Civil - Level 1	2013	-	-	1	1	-	-	1	-	1	2	1	-	0			7
	2014	1	-	-	-	-	-	-	-	-	-	-	-	1	0.0%	↔	1
General Civil - Level 2	2013	6	14	13	14	14	7	16	13	8	13	1	13	20			132
	2014	13	6	-	-	-	-	-	-	-	-	-	-	19	-5.0%	↓	19
General Civil - Level 3	2013	4	5	2	7	22	14	10	5	2	13	4	1	9			89
	2014	9	5	-	-	-	-	-	-	-	-	-	-	14	55.6%	↑	14
Miscellaneous	2013	355	276	241	186	160	112	137	172	144	155	154	198	631			2,290
	2014	209	184	-	-	-	-	-	-	-	-	-	-	393	-37.7%	↓	393
Misdemeanor	2013	35	65	41	67	47	53	51	49	38	27	22	33	100			528
	2014	29	31	-	-	-	-	-	-	-	-	-	-	60	-40.0%	↓	60
Non-Capital Felonies and Related Matters	2013	72	129	126	231	55	95	91	81	45	91	61	112	201			1,189
	2014	55	124	-	-	-	-	-	-	-	-	-	-	179	-10.9%	↓	179
Other	2013	5	4	10	4	4	4	3	7	3	1	9	4	9			58
	2014	3	1	-	-	-	-	-	-	-	-	-	-	4	-55.6%	↓	4
Other Criminally Related Matters	2013	8	11	6	6	12	13	7	6	12	5	13	8	19			107
	2014	8	11	-	-	-	-	-	-	-	-	-	-	19	0.0%	↔	19
Probates/Wills and Trusts - Level 1	2013	1	-	-	-	-	1	-	-	1	-	-	-	1			3
	2014	-	1	-	-	-	-	-	-	-	-	-	-	1	0.0%	↔	1
Probates/Wills and Trusts - Level 2	2013	3	3	3	8	4	5	9	2	3	1	2	5	6			48
	2014	1	8	-	-	-	-	-	-	-	-	-	-	9	50.0%	↑	9
Uncontested Divorce	2013	24	23	26	30	17	23	25	21	18	25	15	12	47			259
	2014	17	21	-	-	-	-	-	-	-	-	-	-	38	-19.1%	↓	38

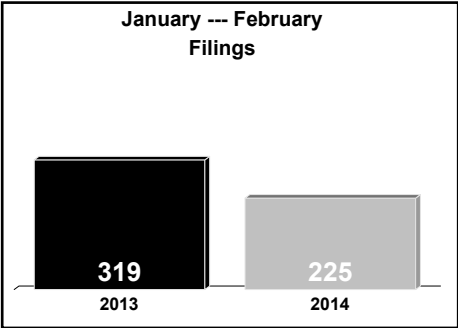
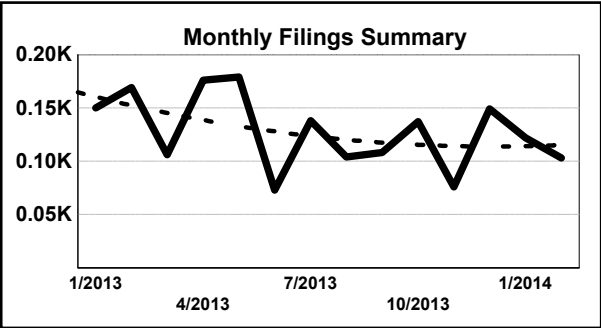
Locale/Circuit: Roanoke 23
Start/End Date: Jan-13 / Feb-14
Type of Case: Filings
AVG. Month: 474
2013 AVG Month: 476
2014 AVG Month: 459
Jan-Feb 2013: 987
Jan-Feb 2014: 917
Filings Trending: Downward ↓



	Jan	<u>Feb</u>	Mar	Apr	May	Jun	Jul	Aug	Sep	Oct	Nov	Dec	Thru Feb	% Change	Trending	<u>Total</u>
2013	500	487	565	403	440	491	474	447	469	519	486	434	987			5,715
2014	517	400	-	-	-	-	-	-	-	-	-	-	917	-7.1%	↓	917

		Jan	<u>Feb</u>	Mar	Apr	May	Jun	Jul	Aug	Sep	Oct	Nov	Dec	Thru Feb	% Change	Trending	<u>Total</u>
Administrative Law	2013	-	-	1	1	-	-	-	-	1	-	-	-	0			3
	2014	1	1	-	-	-	-	-	-	-	-	-	-	2	0.0%	↔	2
Capital Murder	2013	-	-	-	-	-	-	-	-	-	-	1	-	0			1
Contested Divorce	2013	12	10	13	17	15	8	15	10	14	10	14	8	22			146
	2014	7	7	-	-	-	-	-	-	-	-	-	-	14	-36.4%	↓	14
Domestic and Family - Level 1	2013	3	8	15	10	17	30	17	28	27	13	28	15	11			211
	2014	25	16	-	-	-	-	-	-	-	-	-	-	41	272.7%	↑	41
Domestic and Family - Level 2	2013	-	3	6	4	5	4	4	1	3	5	-	1	3			36
	2014	1	5	-	-	-	-	-	-	-	-	-	-	6	100.0%	↑	6
General Civil - Level 1	2013	11	6	11	5	10	3	6	4	6	3	10	4	17			79
	2014	8	7	-	-	-	-	-	-	-	-	-	-	15	-11.8%	↓	15
General Civil - Level 2	2013	22	20	29	29	34	31	21	24	32	24	18	19	42			303
	2014	21	24	-	-	-	-	-	-	-	-	-	-	45	7.1%	↑	45
General Civil - Level 3	2013	15	5	11	2	7	14	18	19	9	7	7	2	20			116
	2014	11	7	-	-	-	-	-	-	-	-	-	-	18	-10.0%	↓	18
Miscellaneous	2013	194	169	157	130	107	103	115	102	90	104	111	124	363			1,506
	2014	151	108	-	-	-	-	-	-	-	-	-	-	259	-28.7%	↓	259
Misdemeanor	2013	42	36	64	45	52	70	54	39	60	59	57	36	78			614
	2014	47	24	-	-	-	-	-	-	-	-	-	-	71	-9.0%	↓	71
Non-Capital Felonies and Related Matters	2013	154	172	187	109	138	162	167	163	169	233	182	175	326			2,011
	2014	177	164	-	-	-	-	-	-	-	-	-	-	341	4.6%	↑	341
Other	2013	2	4	1	3	4	2	8	8	1	4	3	4	6			44
	2014	6	1	-	-	-	-	-	-	-	-	-	-	7	16.7%	↑	7
Other Criminally Related Matters	2013	14	19	23	18	15	26	17	21	22	30	16	12	33			233
	2014	27	16	-	-	-	-	-	-	-	-	-	-	43	30.3%	↑	43
Probates/Wills and Trusts	2013	-	-	-	-	-	1	-	1	-	-	-	-	0			2
Probates/Wills and Trusts - Level 2	2013	1	1	3	3	3	4	6	5	4	5	1	5	2			41
	2014	4	2	-	-	-	-	-	-	-	-	-	-	6	200.0%	↑	6
Uncontested Divorce	2013	30	34	44	27	33	33	26	22	31	22	38	29	64			369
	2014	31	18	-	-	-	-	-	-	-	-	-	-	49	-23.4%	↓	49

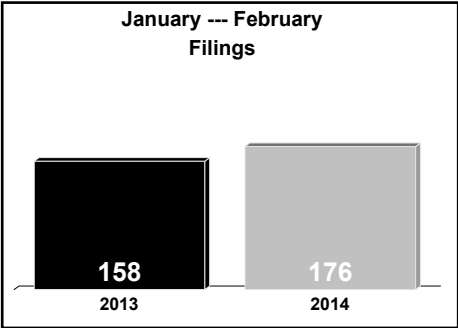
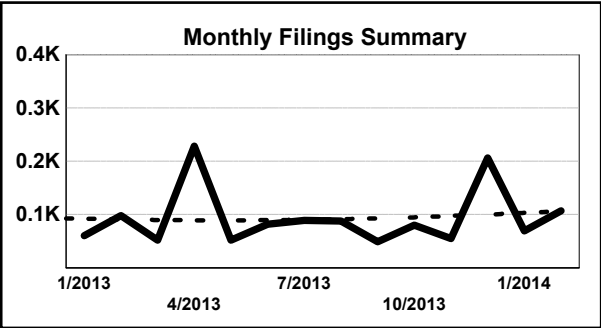
Locale/Circuit: Salem 23
Start/End Date: Jan-13 / Feb-14
Type of Case: Filings
AVG. Month: 128
2013 AVG Month: 130
2014 AVG Month: 113
Jan-Feb 2013: 319
Jan-Feb 2014: 225
Filings Trending: Downward ↓



	Jan	Feb	Mar	Apr	May	Jun	Jul	Aug	Sep	Oct	Nov	Dec	Thru Feb	% Change	Trending	Total
2013	150	169	106	176	179	73	138	104	108	137	76	149	319			1,565
2014	122	103	-	-	-	-	-	-	-	-	-	-	225	-29.5%	↓	225

		Jan	Feb	Mar	Apr	May	Jun	Jul	Aug	Sep	Oct	Nov	Dec	Thru Feb	% Change	Trending	Total
Contested Divorce	2013	6	2	4	15	6	4	6	7	10	3	3	3	8			69
	2014	2	5	-	-	-	-	-	-	-	-	-	-	7	-12.5%	↓	7
Domestic and Family - Lev	2013	1	-	-	1	-	1	1	-	2	-	-	-	1			6
	2013	-	1	-	1	-	1	-	-	-	-	1	-	1			4
General Civil - Level 1	2014	-	2	-	-	-	-	-	-	-	-	-	-	2	100.0%	↑	2
	2013	6	1	4	7	2	4	4	3	7	4	3	4	7			49
General Civil - Level 2	2014	5	9	-	-	-	-	-	-	-	-	-	-	14	100.0%	↑	14
	2013	1	-	-	-	5	-	1	1	1	1	-	5	1			15
General Civil - Level 3	2014	2	1	-	-	-	-	-	-	-	-	-	-	3	200.0%	↑	3
	2013	74	58	45	66	41	24	29	36	35	33	24	34	132			499
Miscellaneous	2014	46	55	-	-	-	-	-	-	-	-	-	-	101	-23.5%	↓	101
	2013	17	14	16	14	19	3	14	12	11	12	5	10	31			147
Misdemeanor	2014	8	1	-	-	-	-	-	-	-	-	-	-	9	-71.0%	↓	9
	2013	35	79	25	65	100	28	78	32	34	75	30	85	114			666
Non-Capital Felonies and Related Matters	2014	53	26	-	-	-	-	-	-	-	-	-	-	79	-30.7%	↓	79
	2013	-	2	1	1	-	1	-	1	-	1	-	2	2			9
Other	2014	3	-	-	-	-	-	-	-	-	-	-	-	3	50.0%	↑	3
	2013	4	3	1	2	1	2	3	4	-	1	3	3	7			27
Other Criminally Related Matters	2014	1	-	-	-	-	-	-	-	-	-	-	-	1	-85.7%	↓	1
	2013	-	-	-	-	1	-	-	-	-	-	-	-	0			1
Probates/Wills and Trusts	2013	2	1	2	-	-	-	-	2	-	2	2	-	3			11
Probates/Wills and Trusts	2013	4	8	8	4	4	5	2	6	8	5	5	3	12			62
Uncontested Divorce	2014	2	4	-	-	-	-	-	-	-	-	-	-	6	-50.0%	↓	6

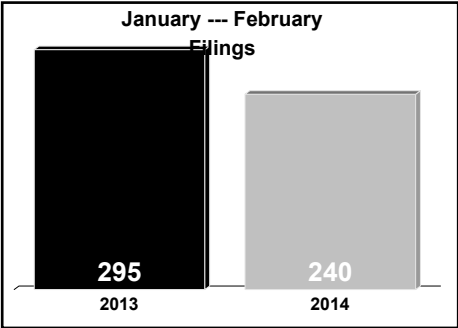
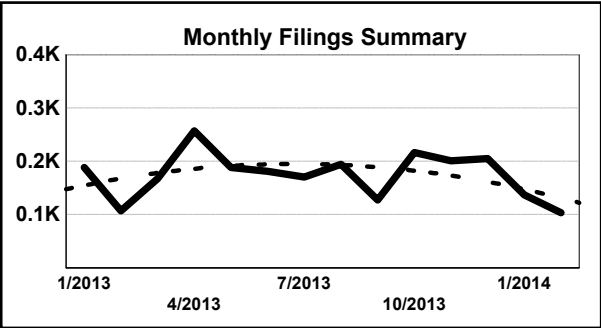
Locale/Circuit: Amherst 24
Start/End Date: Jan-13 / Feb-14
Type of Case: Filings
AVG. Month: 94
2013 AVG Month: 95
2014 AVG Month: 88
Jan-Feb 2013: 158
Jan-Feb 2014: 176
Filings Trending: Upward ↑



	Jan	Feb	Mar	Apr	May	Jun	Jul	Aug	Sep	Oct	Nov	Dec	Thru Feb	% Change	Trending	Total
2013	60	98	52	228	52	82	89	88	49	80	55	206	158			1,139
2014	69	107	-	-	-	-	-	-	-	-	-	-	176	11.4%	↑	176

		Jan	Feb	Mar	Apr	May	Jun	Jul	Aug	Sep	Oct	Nov	Dec	Thru Feb	% Change	Trending	Total
Administrative Law	2013	-	-	-	1	-	1	1	-	-	1	-	-	0			4
Contested Divorce	2013	6	-	3	6	1	-	3	-	2	1	1	1	6			24
	2014	3	3	-	-	-	-	-	-	-	-	-	-	6	0.0%	↔	6
Domestic and Family - Level 1	2013	-	2	4	3	-	-	2	3	2	2	2	2	2			22
	2014	-	2	-	-	-	-	-	-	-	-	-	-	2	0.0%	↔	2
Domestic and Family - Lev	2013	1	-	-	-	-	1	1	2	-	1	-	-	1			6
General Civil - Level 1	2013	2	-	-	1	-	-	1	-	-	1	-	-	2			5
	2014	-	1	-	-	-	-	-	-	-	-	-	-	1	-50.0%	↓	1
General Civil - Level 2	2013	2	2	3	5	5	1	6	5	9	5	2	3	4			48
	2014	10	2	-	-	-	-	-	-	-	-	-	-	12	200.0%	↑	12
General Civil - Level 3	2013	5	3	6	1	1	5	5	-	-	1	4	3	8			34
	2014	12	2	-	-	-	-	-	-	-	-	-	-	14	75.0%	↑	14
Miscellaneous	2013	8	20	5	7	4	9	6	5	4	5	9	7	28			89
	2014	10	8	-	-	-	-	-	-	-	-	-	-	18	-35.7%	↓	18
Misdemeanor	2013	5	22	12	10	9	7	14	23	8	13	5	22	27			150
	2014	10	11	-	-	-	-	-	-	-	-	-	-	21	-22.2%	↓	21
Non-Capital Felonies and Related Matters	2013	24	43	9	177	19	49	39	37	12	41	21	155	67			626
	2014	13	68	-	-	-	-	-	-	-	-	-	-	81	20.9%	↑	81
Other	2013	1	-	1	3	1	2	1	2	2	-	-	2	1			15
Other Criminally Related Matters	2013	2	1	2	6	5	2	1	-	3	3	3	3	3			31
	2014	3	5	-	-	-	-	-	-	-	-	-	-	8	166.7%	↑	8
Probates/Wills and Trusts	2014	-	2	-	-	-	-	-	-	-	-	-	-	2			2
Probates/Wills and Trusts	2013	-	1	1	-	1	1	2	-	-	3	1	-	1			10
Uncontested Divorce	2013	4	4	6	8	6	4	7	11	7	3	7	8	8			75
	2014	8	3	-	-	-	-	-	-	-	-	-	-	11	37.5%	↑	11

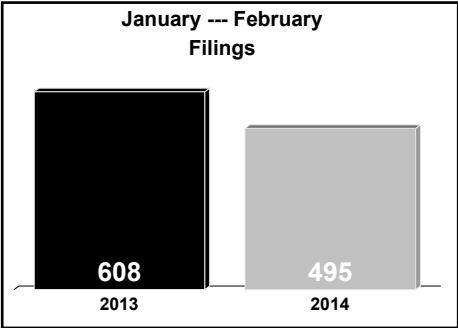
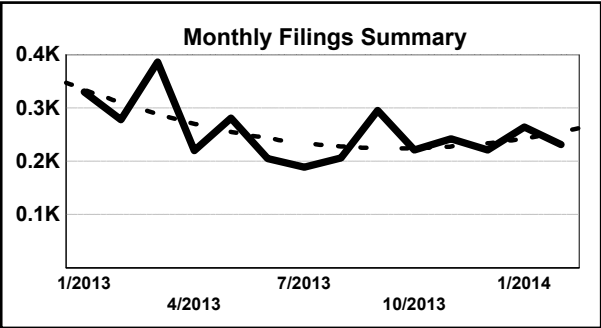
Locale/Circuit: Bedford 24
Start/End Date: Jan-13 / Feb-14
Type of Case: Filings
AVG. Month: 174
2013 AVG Month: 183
2014 AVG Month: 120
Jan-Feb 2013: 295
Jan-Feb 2014: 240
Filings Trending: Downward ↓



	Jan	Feb	Mar	Apr	May	Jun	Jul	Aug	Sep	Oct	Nov	Dec	Thru Feb	% Change	Trending	Total
2013	188	107	167	257	188	181	170	194	127	216	201	205	295			2,201
2014	137	103	-	-	-	-	-	-	-	-	-	-	240	-18.6%	↓	240

		Jan	Feb	Mar	Apr	May	Jun	Jul	Aug	Sep	Oct	Nov	Dec	Thru Feb	% Change	Trending	Total
Administrative Law	2013	-	-	-	1	1	-	1	1	-	-	-	-	0			4
	2014	-	1	-	-	-	-	-	-	-	-	-	-	1	0.0%	↔	1
Contested Divorce	2013	7	6	6	6	6	8	9	9	7	9	5	7	13			85
	2014	5	5	-	-	-	-	-	-	-	-	-	-	10	-23.1%	↓	10
Domestic and Family - Level 1	2013	11	-	4	10	6	10	2	5	7	9	5	17	11			86
	2014	2	3	-	-	-	-	-	-	-	-	-	-	5	-54.5%	↓	5
Domestic and Family - Level 2	2013	13	2	6	6	5	3	8	1	3	5	4	4	15			60
	2014	5	6	-	-	-	-	-	-	-	-	-	-	11	-26.7%	↓	11
General Civil - Level 1	2013	2	-	1	3	-	1	1	-	-	-	-	2	2			10
General Civil - Level 2	2013	14	8	12	11	11	5	8	7	9	17	16	10	22			128
	2014	8	10	-	-	-	-	-	-	-	-	-	-	18	-18.2%	↓	18
General Civil - Level 3	2013	2	1	2	1	8	10	2	7	2	5	3	5	3			48
	2014	10	7	-	-	-	-	-	-	-	-	-	-	17	466.7%	↑	17
Miscellaneous	2013	13	15	19	16	13	11	23	17	12	57	21	35	28			252
	2014	17	18	-	-	-	-	-	-	-	-	-	-	35	25.0%	↑	35
Misdemeanor	2013	21	8	22	21	32	19	15	16	18	19	25	13	29			229
	2014	14	10	-	-	-	-	-	-	-	-	-	-	24	-17.2%	↓	24
Non-Capital Felonies and Related Matters	2013	66	44	48	150	67	88	67	98	27	66	83	84	110			888
	2014	49	20	-	-	-	-	-	-	-	-	-	-	69	-37.3%	↓	69
Other	2013	6	4	4	8	5	10	6	9	5	7	10	5	10			79
	2014	2	4	-	-	-	-	-	-	-	-	-	-	6	-40.0%	↓	6
Other Criminally Related Matters	2013	16	-	25	6	9	2	16	9	29	9	14	7	16			142
	2014	3	5	-	-	-	-	-	-	-	-	-	-	8	-50.0%	↓	8
Probates/Wills and Trusts - Level 1	2013	1	-	-	-	-	-	-	-	-	-	-	-	1			1
	2014	-	1	-	-	-	-	-	-	-	-	-	-	1	0.0%	↔	1
Probates/Wills and Trusts - Level 2	2013	-	-	1	-	1	3	1	1	1	1	2	2	0			13
	2014	3	1	-	-	-	-	-	-	-	-	-	-	4	0.0%	↔	4
Uncontested Divorce	2013	16	19	17	18	24	11	11	14	7	12	13	14	35			176
	2014	19	12	-	-	-	-	-	-	-	-	-	-	31	-11.4%	↓	31

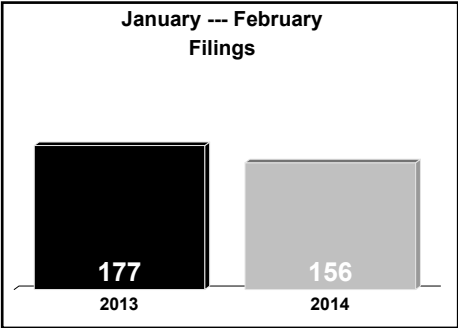
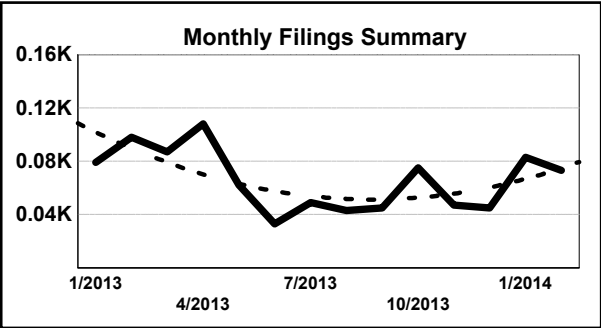
Locale/Circuit: Campbell 24
Start/End Date: Jan-13 / Feb-14
Type of Case: Filings
AVG. Month: 255
2013 AVG Month: 256
2014 AVG Month: 248
Jan-Feb 2013: 608
Jan-Feb 2014: 495
Filings Trending: Downward ↓



	Jan	<u>Feb</u>	Mar	Apr	May	Jun	Jul	Aug	Sep	Oct	Nov	Dec	Thru Feb	% Change	Trending	<u>Total</u>
2013	330	278	386	220	281	205	189	206	295	221	242	221	608			3,074
2014	264	231	-	-	-	-	-	-	-	-	-	-	495	-18.6%	↓	495

		Jan	<u>Feb</u>	Mar	Apr	May	Jun	Jul	Aug	Sep	Oct	Nov	Dec	Thru Feb	% Change	Trending	<u>Total</u>
Administrative Law	2013	-	-	-	-	-	-	1	1	1	-	-	3	0			6
	2014	1	-	-	-	-	-	-	-	-	-	-	-	1	0.0%	↔	1
Capital Murder	2013	1	-	1	-	-	-	-	-	4	-	-	-	1			6
Contested Divorce	2013	2	5	5	3	5	5	4	1	11	7	5	2	7			55
	2014	1	7	-	-	-	-	-	-	-	-	-	-	8	14.3%	↑	8
Domestic and Family - Level 1	2013	1	7	1	4	8	2	2	4	5	3	1	2	8			40
	2014	1	12	-	-	-	-	-	-	-	-	-	-	13	62.5%	↑	13
Domestic and Family - Level 2	2013	-	1	6	1	2	3	5	-	2	1	4	1	1			26
	2014	1	2	-	-	-	-	-	-	-	-	-	-	3	200.0%	↑	3
General Civil - Level 1	2013	-	-	-	2	-	1	-	-	-	-	-	1	0			4
General Civil - Level 2	2013	4	6	8	8	11	8	10	7	3	6	11	12	10			94
	2014	5	4	-	-	-	-	-	-	-	-	-	-	9	-10.0%	↓	9
General Civil - Level 3	2013	-	16	3	2	3	1	10	1	6	2	4	17	16			65
	2014	6	3	-	-	-	-	-	-	-	-	-	-	9	-43.8%	↓	9
Miscellaneous	2013	196	167	174	153	103	76	84	98	96	108	109	116	363			1,480
	2014	119	129	-	-	-	-	-	-	-	-	-	-	248	-31.7%	↓	248
Misdemeanor	2013	43	19	47	11	32	31	23	19	20	25	42	22	62			334
	2014	32	19	-	-	-	-	-	-	-	-	-	-	51	-17.7%	↓	51
Non-Capital Felonies and Related Matters	2013	71	41	113	17	102	67	31	60	131	54	53	24	112			764
	2014	73	30	-	-	-	-	-	-	-	-	-	-	103	-8.0%	↓	103
Other	2013	4	1	6	1	5	-	4	1	2	5	4	4	5			37
	2014	4	7	-	-	-	-	-	-	-	-	-	-	11	120.0%	↑	11
Other Criminally Related Matters	2013	2	7	9	5	3	3	5	5	3	4	4	8	9			58
	2014	7	8	-	-	-	-	-	-	-	-	-	-	15	66.7%	↑	15
Probates/Wills and Trusts - Level 2	2013	-	-	1	1	1	1	1	3	-	-	1	-	0			9
	2014	-	2	-	-	-	-	-	-	-	-	-	-	2	0.0%	↔	2
Protective Orders	2014	1	-	-	-	-	-	-	-	-	-	-	-	1			1
Uncontested Divorce	2013	6	8	12	12	6	7	9	6	11	6	4	9	14			96
	2014	13	8	-	-	-	-	-	-	-	-	-	-	21	50.0%	↑	21

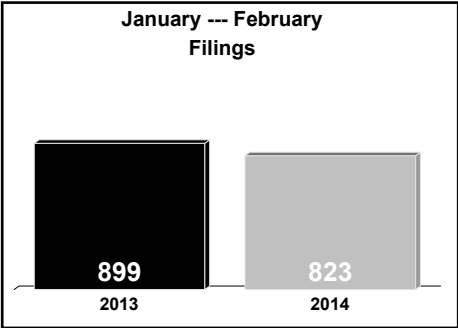
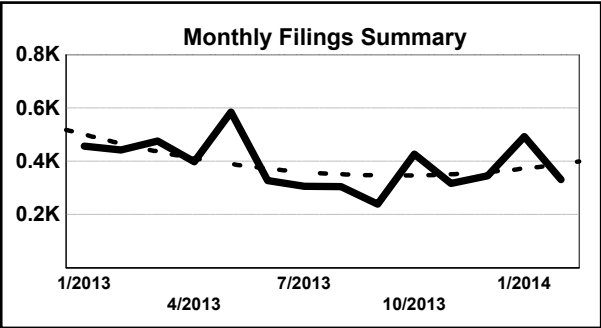
Locale/Circuit: Nelson 24
Start/End Date: Jan-13 / Feb-14
Type of Case: Filings
AVG. Month: 66
2013 AVG Month: 64
2014 AVG Month: 78
Jan-Feb 2013: 177
Jan-Feb 2014: 156
Filings Trending: Downward ↓



	Jan	Feb	Mar	Apr	May	Jun	Jul	Aug	Sep	Oct	Nov	Dec	Thru Feb	% Change	Trending	Total
2013	79	98	87	108	62	33	49	43	45	75	47	45	177			771
2014	83	73	-	-	-	-	-	-	-	-	-	-	156	-11.9%	↓	156

		Jan	Feb	Mar	Apr	May	Jun	Jul	Aug	Sep	Oct	Nov	Dec	Thru Feb	% Change	Trending	Total
Contested Divorce	2013	-	-	2	2	1	-	3	-	-	3	1	2	0			14
	2014	5	-	-	-	-	-	-	-	-	-	-	-	5	0.0%	↔	5
Domestic and Family - Lev	2013	-	10	-	-	3	8	2	-	-	1	-	-	10			24
Domestic and Family - Lev	2013	-	1	2	-	-	1	-	-	-	-	-	-	1			4
General Civil - Level 1	2014	1	-	-	-	-	-	-	-	-	-	-	-	1			1
General Civil - Level 2	2013	1	1	2	1	2	-	-	-	2	1	2	1	2			13
	2014	3	2	-	-	-	-	-	-	-	-	-	-	5	150.0%	↑	5
General Civil - Level 3	2013	1	2	2	1	4	2	11	-	2	3	-	2	3			30
	2014	11	8	-	-	-	-	-	-	-	-	-	-	19	533.3%	↑	19
Miscellaneous	2013	52	62	29	39	32	17	18	28	25	27	23	23	114			375
	2014	36	46	-	-	-	-	-	-	-	-	-	-	82	-28.1%	↓	82
Misdemeanor	2013	12	3	3	5	3	-	1	1	4	5	7	5	15			49
	2014	6	4	-	-	-	-	-	-	-	-	-	-	10	-33.3%	↓	10
Non-Capital Felonies and Related Matters	2013	9	11	41	52	10	-	3	7	9	27	9	4	20			182
	2014	19	12	-	-	-	-	-	-	-	-	-	-	31	55.0%	↑	31
Other	2013	2	4	3	1	3	1	-	3	1	2	1	2	6			23
	2014	1	-	-	-	-	-	-	-	-	-	-	-	1	-83.3%	↓	1
Other Criminally Related M	2013	-	1	1	3	2	2	4	2	1	4	1	3	1			24
Probates/Wills and Trusts	2013	-	-	-	-	-	-	-	-	-	-	-	1	0			1
Probates/Wills and Trusts	2013	-	-	-	-	-	1	-	-	-	-	-	1	0			2
- Level 2	2014	1	-	-	-	-	-	-	-	-	-	-	-	1	0.0%	↔	1
Uncontested Divorce	2013	2	3	2	4	2	1	7	2	1	2	3	1	5			30
	2014	-	1	-	-	-	-	-	-	-	-	-	-	1	-80.0%	↓	1

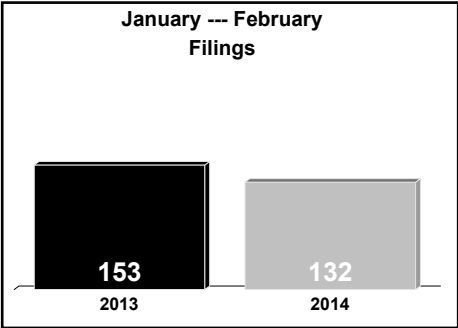
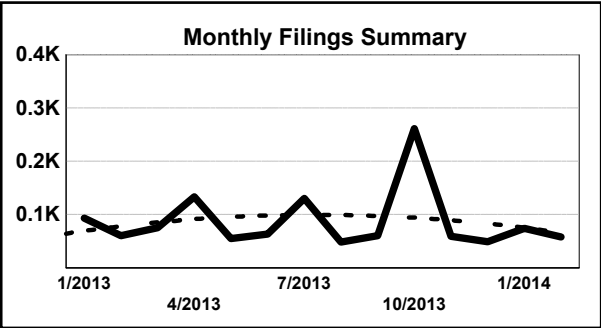
Locale/Circuit: Lynchburg 24
Start/End Date: Jan-13 / Feb-14
Type of Case: Filings
AVG. Month: 389
2013 AVG Month: 385
2014 AVG Month: 412
Jan-Feb 2013: 899
Jan-Feb 2014: 823
Filings Trending: Downward ↓



	Jan	Feb	Mar	Apr	May	Jun	Jul	Aug	Sep	Oct	Nov	Dec	Thru Feb	% Change	Trending	Total
2013	457	442	475	398	584	327	306	305	239	427	317	345	899			4,622
2014	492	331	-	-	-	-	-	-	-	-	-	-	823	-8.5%	↓	823

		Jan	Feb	Mar	Apr	May	Jun	Jul	Aug	Sep	Oct	Nov	Dec	Thru Feb	% Change	Trending	Total
Administrative Law	2013	-	-	-	1	1	-	1	1	1	-	-	-	0			5
	2014	1	-	-	-	-	-	-	-	-	-	-	-	1	0.0%	↔	1
Contested Divorce	2013	11	17	19	11	7	10	7	7	13	6	7	7	28			122
	2014	13	8	-	-	-	-	-	-	-	-	-	-	21	-25.0%	↓	21
Domestic and Family - Level 1	2013	25	16	9	8	32	7	10	16	5	2	17	22	41			169
	2014	66	8	-	-	-	-	-	-	-	-	-	-	74	80.5%	↑	74
Domestic and Family - Level 2	2013	4	3	3	3	5	5	4	6	6	5	2	5	7			51
	2014	-	2	-	-	-	-	-	-	-	-	-	-	2	-71.4%	↓	2
General Civil - Level 1	2013	4	1	5	9	3	1	2	-	4	3	2	2	5			36
	2014	1	2	-	-	-	-	-	-	-	-	-	-	3	-40.0%	↓	3
General Civil - Level 2	2013	15	8	23	4	26	14	12	8	17	18	17	29	23			191
	2014	14	13	-	-	-	-	-	-	-	-	-	-	27	17.4%	↑	27
General Civil - Level 3	2013	7	4	16	7	9	11	7	8	2	12	9	10	11			102
	2014	8	11	-	-	-	-	-	-	-	-	-	-	19	72.7%	↑	19
Miscellaneous	2013	152	169	150	120	97	69	63	64	72	73	73	77	321			1,179
	2014	78	87	-	-	-	-	-	-	-	-	-	-	165	-48.6%	↓	165
Misdemeanor	2013	66	30	63	57	81	35	66	53	32	71	34	29	96			617
	2014	91	22	-	-	-	-	-	-	-	-	-	-	113	17.7%	↑	113
Non-Capital Felonies and Related Matters	2013	122	131	133	124	264	112	84	103	54	173	125	111	253			1,536
	2014	167	129	-	-	-	-	-	-	-	-	-	-	296	17.0%	↑	296
Other	2013	6	11	10	11	19	15	15	9	12	19	10	13	17			150
	2014	11	10	-	-	-	-	-	-	-	-	-	-	21	23.5%	↑	21
Other Criminally Related Matters	2013	6	10	3	9	7	11	7	4	4	4	5	5	16			75
	2014	11	4	-	-	-	-	-	-	-	-	-	-	15	-6.3%	↓	15
Probates/Wills and Trusts	2013	1	-	-	-	-	-	-	-	-	-	-	-	1			1
Probates/Wills and Trusts - Level 2	2013	2	1	1	-	-	7	5	2	-	1	1	3	3			23
	2014	1	1	-	-	-	-	-	-	-	-	-	-	2	-33.3%	↓	2
Protective Orders	2013	1	-	1	1	-	-	-	-	-	-	-	-	1			3
Uncontested Divorce	2013	35	41	39	33	33	30	23	24	17	40	15	32	76			362
	2014	30	34	-	-	-	-	-	-	-	-	-	-	64	-15.8%	↓	64

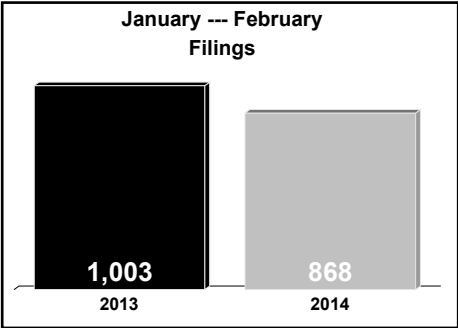
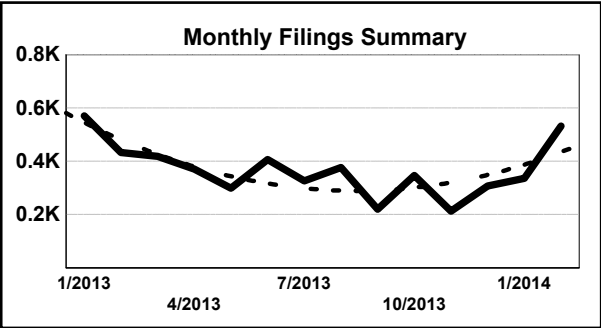
Locale/Circuit: Alleghany 25
Start/End Date: Jan-13 / Feb-14
Type of Case: Filings
AVG. Month: 87
2013 AVG Month: 91
2014 AVG Month: 66
Jan-Feb 2013: 153
Jan-Feb 2014: 132
Filings Trending: Downward ↓



	Jan	Feb	Mar	Apr	May	Jun	Jul	Aug	Sep	Oct	Nov	Dec	Thru Feb	% Change	Trending	Total
2013	93	60	75	133	55	63	130	48	60	261	59	49	153			1,086
2014	74	58	-	-	-	-	-	-	-	-	-	-	132	-13.7%	↓	132

		Jan	Feb	Mar	Apr	May	Jun	Jul	Aug	Sep	Oct	Nov	Dec	Thru Feb	% Change	Trending	Total
Administrative Law	2013	1	-	-	-	-	-	-	1	-	-	-	-	1			2
Contested Divorce	2013	3	5	6	3	2	-	1	2	3	4	3	1	8			33
	2014	3	-	-	-	-	-	-	-	-	-	-	-	3	-62.5%	↓	3
Domestic and Family - Level 1	2013	-	1	1	3	1	1	2	-	1	-	1	3	1	0.0%	↔	14
	2014	-	1	-	-	-	-	-	-	-	-	-	-	1	0.0%	↔	1
Domestic and Family - Level 2	2013	-	1	-	2	1	5	1	-	-	-	-	-	1	0.0%	↔	10
	2014	1	-	-	-	-	-	-	-	-	-	-	-	1	0.0%	↔	1
General Civil - Level 1	2013	-	-	-	-	1	-	-	-	-	-	-	2	0			3
	2014	-	1	-	-	-	-	-	-	-	-	-	-	1	0.0%	↔	1
General Civil - Level 2	2013	1	2	4	7	-	4	1	3	1	2	3	1	3			29
	2014	2	1	-	-	-	-	-	-	-	-	-	-	3	0.0%	↔	3
General Civil - Level 3	2013	1	1	2	-	2	4	-	1	7	3	1	5	2			27
	2014	3	-	-	-	-	-	-	-	-	-	-	-	3	50.0%	↑	3
Miscellaneous	2013	3	4	8	3	4	5	4	9	3	2	6	4	7			55
	2014	2	8	-	-	-	-	-	-	-	-	-	-	10	42.9%	↑	10
Misdemeanor	2013	23	16	6	23	14	13	22	2	10	32	5	10	39			176
	2014	10	8	-	-	-	-	-	-	-	-	-	-	18	-53.8%	↓	18
Non-Capital Felonies and Related Matters	2013	54	19	39	81	15	22	89	18	25	208	31	15	73			616
	2014	43	31	-	-	-	-	-	-	-	-	-	-	74	1.4%	↑	74
Other	2013	3	1	2	1	3	4	1	2	3	2	1	-	4			23
	2014	5	2	-	-	-	-	-	-	-	-	-	-	7	75.0%	↑	7
Other Criminally Related Matters	2013	3	1	-	2	2	-	2	2	3	3	-	3	4			21
	2014	-	1	-	-	-	-	-	-	-	-	-	-	1	-75.0%	↓	1
Probates/Wills and Trusts - Level 2	2013	-	2	-	3	2	1	1	-	-	-	2	-	2			11
	2014	1	1	-	-	-	-	-	-	-	-	-	-	2	0.0%	↔	2
Protective Orders	2013	-	-	-	-	1	-	-	-	-	-	-	-	0			1
Uncontested Divorce	2013	1	7	7	5	7	4	6	8	4	5	6	5	8			65
	2014	4	4	-	-	-	-	-	-	-	-	-	-	8	0.0%	↔	8

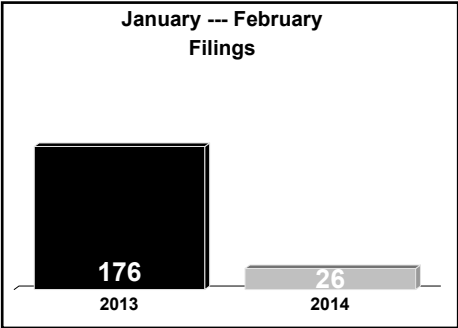
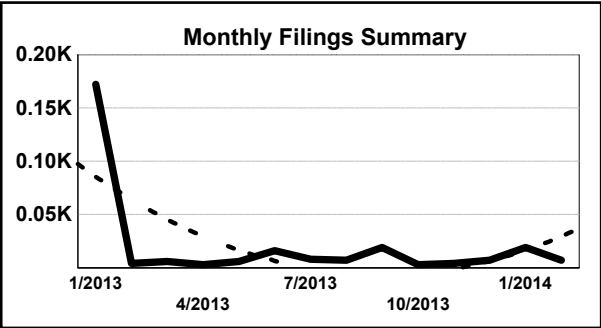
Locale/Circuit: Augusta 25
Start/End Date: Jan-13 / Feb-14
Type of Case: Filings
AVG. Month: 368
2013 AVG Month: 357
2014 AVG Month: 434
Jan-Feb 2013: 1,003
Jan-Feb 2014: 868
Filings Trending: Downward ↓



	Jan	Feb	Mar	Apr	May	Jun	Jul	Aug	Sep	Oct	Nov	Dec	Thru Feb	% Change	Trending	Total
2013	570	433	418	370	299	406	326	376	220	346	213	307	1,003			4,284
2014	336	532	-	-	-	-	-	-	-	-	-	-	868	-13.5%	↓	868

		Jan	Feb	Mar	Apr	May	Jun	Jul	Aug	Sep	Oct	Nov	Dec	Thru Feb	% Change	Trending	Total
Administrative Law	2013	1	-	-	-	1	-	1	-	1	-	-	1	1			5
	2014	-	1	-	-	-	-	-	-	-	-	-	-	1	0.0%	↔	1
Capital Murder	2014	3	-	-	-	-	-	-	-	-	-	-	-	3			3
Contested Divorce	2013	1	8	7	3	7	4	6	2	7	6	-	3	9			54
	2014	4	7	-	-	-	-	-	-	-	-	-	-	11	22.2%	↑	11
Domestic and Family - Level 1	2013	11	10	10	9	16	5	6	10	6	11	17	6	21			117
	2014	20	20	-	-	-	-	-	-	-	-	-	-	40	90.5%	↑	40
Domestic and Family - Level 2	2013	3	5	5	4	10	10	6	6	5	6	7	4	8			71
	2014	5	8	-	-	-	-	-	-	-	-	-	-	13	62.5%	↑	13
General Civil - Level 1	2013	-	-	1	-	-	-	-	1	-	-	-	2	0			4
	2014	-	1	-	-	-	-	-	-	-	-	-	-	1	0.0%	↔	1
General Civil - Level 2	2013	10	8	4	6	7	6	9	7	3	5	6	8	18			79
	2014	7	7	-	-	-	-	-	-	-	-	-	-	14	-22.2%	↓	14
General Civil - Level 3	2013	1	5	4	2	7	8	6	9	5	3	-	6	6			56
	2014	2	3	-	-	-	-	-	-	-	-	-	-	5	-16.7%	↓	5
Miscellaneous	2013	350	280	218	172	143	94	133	134	113	127	126	145	630			2,035
	2014	181	244	-	-	-	-	-	-	-	-	-	-	425	-32.5%	↓	425
Misdemeanor	2013	21	19	12	15	9	10	16	13	8	15	12	9	40			159
	2014	8	9	-	-	-	-	-	-	-	-	-	-	17	-57.5%	↓	17
Non-Capital Felonies and Related Matters	2013	154	85	137	138	74	256	113	169	52	145	31	101	239			1,455
	2014	88	215	-	-	-	-	-	-	-	-	-	-	303	26.8%	↑	303
Other	2013	5	3	4	7	5	1	5	8	3	6	2	4	8			53
	2014	2	2	-	-	-	-	-	-	-	-	-	-	4	-50.0%	↓	4
Other Criminally Related Matters	2013	3	-	2	1	4	1	4	4	5	2	3	3	3			32
	2014	2	1	-	-	-	-	-	-	-	-	-	-	3	0.0%	↔	3
Probates/Wills and Trusts - Level 1	2013	-	-	-	1	-	-	-	-	-	3	-	-	0			4
	2014	-	1	-	-	-	-	-	-	-	-	-	-	1	0.0%	↔	1
Probates/Wills and Trusts - Level 2	2013	-	-	3	1	1	1	1	3	2	1	1	3	0			17
	2014	1	-	-	-	-	-	-	-	-	-	-	-	1	0.0%	↔	1
Protective Orders	2013	-	-	-	-	-	-	-	-	-	1	-	1	0			2
Uncontested Divorce	2013	10	10	11	11	15	10	20	10	10	15	8	11	20			141
	2014	13	13	-	-	-	-	-	-	-	-	-	-	26	30.0%	↑	26

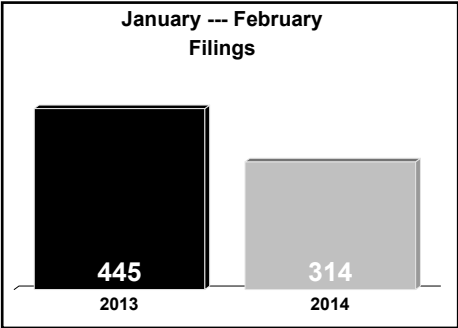
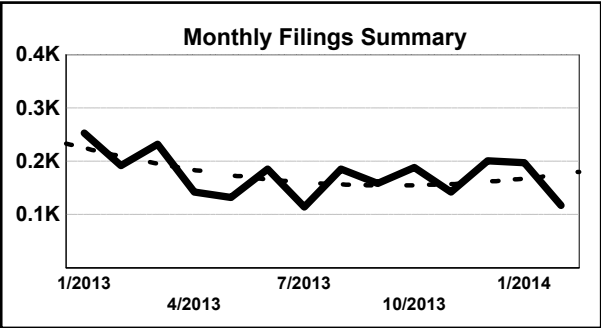
Locale/Circuit: Bath 25
Start/End Date: Jan-13 / Feb-14
Type of Case: Filings
AVG. Month: 20
2013 AVG Month: 21
2014 AVG Month: 13
Jan-Feb 2013: 176
Jan-Feb 2014: 26
Filings Trending: Downward ↓



	Jan	Feb	Mar	Apr	May	Jun	Jul	Aug	Sep	Oct	Nov	Dec	Thru Feb	% Change	Trending	Total
2013	172	4	6	3	6	16	8	7	19	3	4	7	176			255
2014	19	7	-	-	-	-	-	-	-	-	-	-	26	-85.2%	↓	26

		Jan	Feb	Mar	Apr	May	Jun	Jul	Aug	Sep	Oct	Nov	Dec	Thru Feb	% Change	Trending	Total
Contested Divorce	2013	2	-	1	-	-	-	-	1	-	1	-	-	2			5
Domestic and Family - Level 1	2013	-	-	-	-	-	-	1	-	-	-	-	-	0			1
	2014	1	1	-	-	-	-	-	-	-	-	-	-	2	0.0%	↔	2
General Civil - Level 2	2013	-	1	1	-	-	-	-	-	-	-	3	-	1			5
	2014	2	-	-	-	-	-	-	-	-	-	-	-	2	100.0%	↑	2
General Civil - Level 3	2013	1	-	1	-	-	3	-	-	1	-	-	1	1			7
Miscellaneous	2013	-	1	-	1	-	3	4	2	3	2	1	-	1			17
	2014	-	2	-	-	-	-	-	-	-	-	-	-	2	100.0%	↑	2
Misdemeanor	2013	2	-	-	1	-	3	-	1	7	-	-	-	2			14
	2014	5	-	-	-	-	-	-	-	-	-	-	-	5	150.0%	↑	5
Non-Capital Felonies and Related Matters	2013	166	1	-	-	-	7	1	2	6	-	-	4	167			187
	2014	10	-	-	-	-	-	-	-	-	-	-	-	10	-94.0%	↓	10
Other	2013	1	-	-	-	-	-	-	-	1	-	-	-	1			2
Other Criminally Related M	2013	-	1	-	-	-	-	-	-	-	-	-	-	1			1
Probates/Wills and Trusts	2013	-	-	-	-	2	-	-	-	-	-	-	-	0			2
	2013	-	-	-	-	1	-	-	-	-	-	-	-	0			1
Uncontested Divorce	2013	-	-	3	1	3	-	2	1	1	-	-	2	0			13
	2014	1	4	-	-	-	-	-	-	-	-	-	-	5	0.0%	↔	5

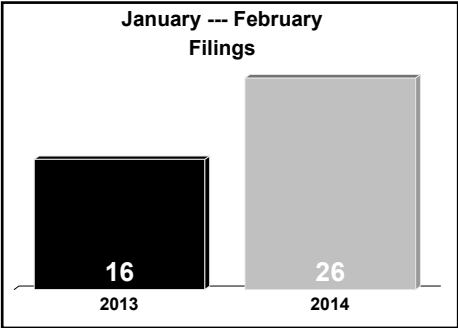
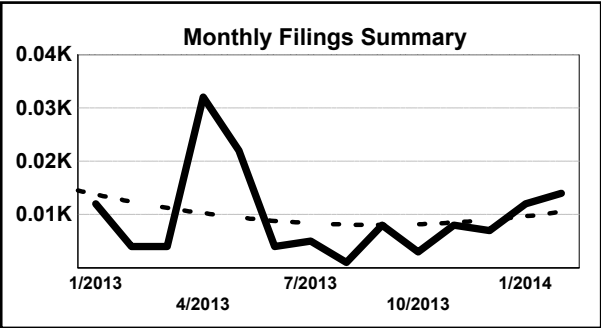
Locale/Circuit: Botetourt 25
Start/End Date: Jan-13 / Feb-14
Type of Case: Filings
AVG. Month: 174
2013 AVG Month: 177
2014 AVG Month: 157
Jan-Feb 2013: 445
Jan-Feb 2014: 314
Filings Trending: Downward ↓



	Jan	Feb	Mar	Apr	May	Jun	Jul	Aug	Sep	Oct	Nov	Dec	Thru Feb	% Change	Trending	Total
2013	253	192	232	142	132	185	114	185	158	188	142	201	445			2,124
2014	197	117	-	-	-	-	-	-	-	-	-	-	314	-29.4%	↓	314

		Jan	Feb	Mar	Apr	May	Jun	Jul	Aug	Sep	Oct	Nov	Dec	Thru Feb	% Change	Trending	Total
Contested Divorce	2013	3	2	6	4	3	1	1	3	3	5	3	1	5			35
	2014	2	5	-	-	-	-	-	-	-	-	-	-	7	40.0%	↑	7
Domestic and Family - Level 1	2013	1	2	-	24	-	10	1	3	4	2	4	1	3			52
	2014	5	2	-	-	-	-	-	-	-	-	-	-	7	133.3%	↑	7
Domestic and Family - Lev	2013	2	-	1	1	1	3	1	1	2	2	-	1	2			15
	2014	-	-	1	-	1	1	-	-	-	-	-	-	0			3
General Civil - Level 1	2013	-	-	-	-	-	-	-	-	-	-	-	-	-			-
	2014	-	1	-	-	-	-	-	-	-	-	-	-	1	0.0%	↔	1
General Civil - Level 2	2013	6	3	5	6	2	1	5	2	3	3	6	1	9			43
	2014	3	3	-	-	-	-	-	-	-	-	-	-	6	-33.3%	↓	6
General Civil - Level 3	2013	3	3	5	2	1	-	2	5	2	4	2	4	6			33
	2014	3	4	-	-	-	-	-	-	-	-	-	-	7	16.7%	↑	7
Miscellaneous	2013	167	124	103	75	73	60	60	65	105	82	79	94	291			1,087
	2014	120	76	-	-	-	-	-	-	-	-	-	-	196	-32.6%	↓	196
Misdemeanor	2013	18	16	21	3	15	23	10	24	8	26	12	19	34			195
	2014	13	6	-	-	-	-	-	-	-	-	-	-	19	-44.1%	↓	19
Non-Capital Felonies and Related Matters	2013	36	32	78	16	24	70	21	69	17	47	26	68	68			504
	2014	36	13	-	-	-	-	-	-	-	-	-	-	49	-27.9%	↓	49
Other	2013	2	1	2	2	2	1	2	-	1	1	-	-	3			14
	2014	2	-	-	-	-	-	-	-	-	-	-	-	2	-33.3%	↓	2
Other Criminally Related Matters	2013	6	4	4	2	2	6	1	7	5	4	6	5	10			52
	2014	6	1	-	-	-	-	-	-	-	-	-	-	7	-30.0%	↓	7
Probates/Wills and Trusts	2013	-	1	1	-	-	-	-	2	-	2	1	2	1			9
Uncontested Divorce	2013	9	4	5	7	8	9	10	4	8	10	3	5	13			82
	2014	7	6	-	-	-	-	-	-	-	-	-	-	13	0.0%	↔	13

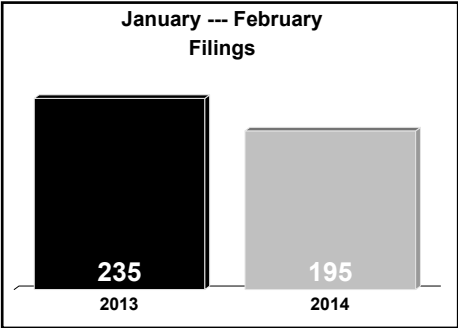
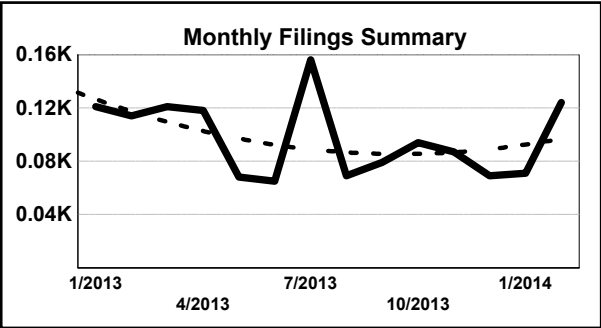
Locale/Circuit: Craig 25
Start/End Date: Jan-13 / Feb-14
Type of Case: Filings
AVG. Month: 10
2013 AVG Month: 9
2014 AVG Month: 13
Jan-Feb 2013: 16
Jan-Feb 2014: 26
Filings Trending: Upward ↑



	Jan	Feb	Mar	Apr	May	Jun	Jul	Aug	Sep	Oct	Nov	Dec	Thru Feb	% Change	Trending	Total
2013	12	4	4	32	22	4	5	1	8	3	8	7	16			110
2014	12	14	-	-	-	-	-	-	-	-	-	-	26	62.5%	↑	26

		Jan	Feb	Mar	Apr	May	Jun	Jul	Aug	Sep	Oct	Nov	Dec	Thru Feb	% Change	Trending	Total
Contested Divorce	2013	2	-	2	-	-	-	-	-	-	-	2	-	2			6
	2014	1	1	-	-	-	-	-	-	-	-	-	-	2	0.0%	↔	2
Domestic and Family - Level 1	2013	6	1	-	23	2	-	1	-	1	-	2	2	7			38
	2014	1	2	-	-	-	-	-	-	-	-	-	-	3	-57.1%	↓	3
Domestic and Family - Lev	2013	-	-	-	1	-	-	-	-	-	-	-	-	0			1
General Civil - Level 2	2013	1	-	-	1	-	-	-	-	-	-	-	-	1			2
	2014	1	-	-	-	-	-	-	-	-	-	-	-	1	0.0%	↔	1
General Civil - Level 3	2013	-	-	-	-	1	1	-	-	1	-	-	-	0			3
	2014	1	2	-	-	-	-	-	-	-	-	-	-	3	0.0%	↔	3
Miscellaneous	2013	1	2	2	1	1	-	1	-	1	-	-	2	3			11
	2014	1	1	-	-	-	-	-	-	-	-	-	-	2	-33.3%	↓	2
Misdemeanor	2013	-	1	-	2	6	-	-	-	2	1	-	1	1			13
	2014	2	1	-	-	-	-	-	-	-	-	-	-	3	200.0%	↑	3
Non-Capital Felonies and Related Matters	2013	1	-	-	-	7	1	1	1	3	-	2	1	1			17
	2014	4	5	-	-	-	-	-	-	-	-	-	-	9	800.0%	↑	9
Other	2013	-	-	-	1	1	-	-	-	-	-	-	-	0			2
Other Criminally Related M	2013	-	-	-	1	-	-	-	-	-	-	-	-	0			1
Probates/Wills and Trusts	2013	-	-	-	-	-	1	-	-	-	-	-	-	0			1
Uncontested Divorce	2013	1	-	-	2	4	1	2	-	-	2	2	1	1			15
	2014	1	2	-	-	-	-	-	-	-	-	-	-	3	200.0%	↑	3

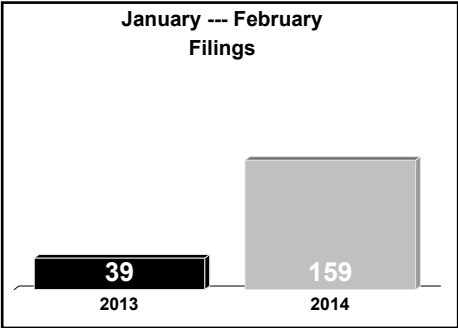
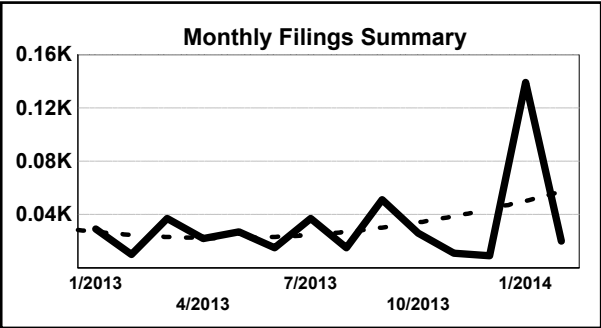
Locale/Circuit: Rockbridge 25
Start/End Date: Jan-13 / Feb-14
Type of Case: Filings
AVG. Month: 97
2013 AVG Month: 97
2014 AVG Month: 98
Jan-Feb 2013: 235
Jan-Feb 2014: 195
Filings Trending: Downward ↓



	Jan	<u>Feb</u>	Mar	Apr	May	Jun	Jul	Aug	Sep	Oct	Nov	Dec	Thru Feb	% Change	Trending	<u>Total</u>
2013	121	114	121	118	68	65	156	69	79	94	87	69	235			1,161
2014	71	124	-	-	-	-	-	-	-	-	-	-	195	-17.0%	↓	195

		Jan	<u>Feb</u>	Mar	Apr	May	Jun	Jul	Aug	Sep	Oct	Nov	Dec	Thru Feb	% Change	Trending	<u>Total</u>
Contested Divorce	2013	-	12	-	2	3	1	2	4	2	-	5	2	12			33
	2014	1	1	-	-	-	-	-	-	-	-	-	-	2	-83.3%	↓	2
Domestic and Family - Level 1	2013	4	1	2	5	2	-	3	1	3	2	2	5	5			30
	2014	-	1	-	-	-	-	-	-	-	-	-	-	1	-80.0%	↓	1
Domestic and Family - Level 2	2013	1	1	-	-	-	1	-	-	1	1	-	-	2			5
	2014	1	1	-	-	-	-	-	-	-	-	-	-	2	0.0%	↔	2
General Civil - Level 1	2013	-	1	-	-	-	-	-	1	-	1	-	-	1			3
	2014	-	1	-	-	-	-	-	-	-	-	-	-	1	0.0%	↔	1
General Civil - Level 2	2013	3	4	2	3	3	3	4	-	3	4	3	5	7			37
	2014	7	2	-	-	-	-	-	-	-	-	-	-	9	28.6%	↑	9
General Civil - Level 3	2013	4	5	4	1	5	4	1	1	2	1	6	2	9			36
	2014	2	5	-	-	-	-	-	-	-	-	-	-	7	-22.2%	↓	7
Miscellaneous	2013	8	7	4	5	11	2	3	7	7	7	6	7	15			74
	2014	3	6	-	-	-	-	-	-	-	-	-	-	9	-40.0%	↓	9
Misdemeanor	2013	20	30	31	30	12	15	23	18	23	16	19	22	50			259
	2014	13	18	-	-	-	-	-	-	-	-	-	-	31	-38.0%	↓	31
Non-Capital Felonies and Related Matters	2013	73	35	60	57	26	28	112	33	31	43	34	18	108			550
	2014	35	78	-	-	-	-	-	-	-	-	-	-	113	4.6%	↑	113
Other	2013	2	1	1	1	-	-	-	-	1	1	1	-	3			8
	2014	1	3	-	-	-	-	-	-	-	-	-	-	4	-63.6%	↓	4
Probates/Wills and Trusts - Level 2	2013	-	1	2	-	-	-	-	1	-	2	1	-	1			7
	2014	1	1	-	-	-	-	-	-	-	-	-	-	2	100.0%	↑	2
Uncontested Divorce	2013	2	9	13	4	5	5	4	2	4	7	6	2	11			63
	2014	7	7	-	-	-	-	-	-	-	-	-	-	14	27.3%	↑	14

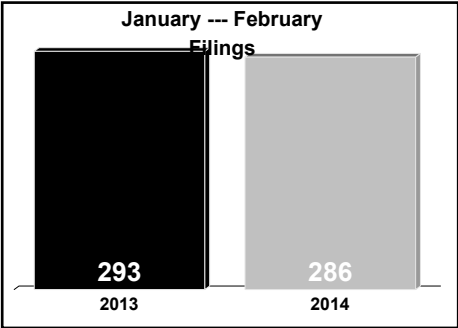
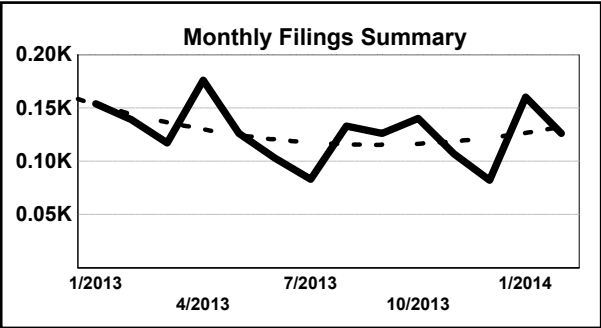
Locale/Circuit: Buena Vista 25
Start/End Date: Jan-13 / Feb-14
Type of Case: Filings
AVG. Month: 32
2013 AVG Month: 24
2014 AVG Month: 80
Jan-Feb 2013: 39
Jan-Feb 2014: 159
Filings Trending: Upward ↑



	Jan	Feb	Mar	Apr	May	Jun	Jul	Aug	Sep	Oct	Nov	Dec	Thru Feb	% Change	Trending	Total
2013	29	10	37	22	27	15	37	15	51	26	11	9	39			289
2014	139	20	-	-	-	-	-	-	-	-	-	-	159	307.7%	↑	159

		Jan	Feb	Mar	Apr	May	Jun	Jul	Aug	Sep	Oct	Nov	Dec	Thru Feb	% Change	Trending	Total
Contested Divorce	2013	4	-	-	-	1	1	-	1	2	-	1	1	4			11
Domestic and Family - Level 1	2013	-	-	-	-	1	-	1	1	4	5	-	-	0			12
	2014	1	-	-	-	-	-	-	-	-	-	-	-	1	0.0%	↔	1
General Civil - Level 2	2013	1	-	-	-	-	-	-	-	-	-	-	1	1			2
General Civil - Level 3	2013	1	-	-	1	-	-	-	-	-	-	1	1	1			4
Miscellaneous	2013	2	-	5	3	1	1	-	-	4	2	-	-	2			18
	2014	1	3	-	-	-	-	-	-	-	-	-	-	4	100.0%	↑	4
Misdemeanor	2013	8	2	3	6	5	6	1	8	5	4	6	-	10			54
	2014	2	5	-	-	-	-	-	-	-	-	-	-	7	-30.0%	↓	7
Non-Capital Felonies and Related Matters	2013	9	6	24	9	16	4	31	3	33	14	2	5	15			156
	2014	132	9	-	-	-	-	-	-	-	-	-	-	141	840.0%	↑	141
Other	2013	1	-	1	-	1	-	-	-	-	-	-	-	1			3
Other Criminally Related Matters	2013	1	-	-	-	-	-	1	-	-	-	-	-	1			2
	2014	2	2	-	-	-	-	-	-	-	-	-	-	4	300.0%	↑	4
Probates/Wills and Trusts - Level 2	2013	-	1	-	-	-	-	-	-	1	-	1	-	1			3
	2014	1	1	-	-	-	-	-	-	-	-	-	-	2	100.0%	↑	2
Uncontested Divorce	2013	2	1	4	3	2	3	3	2	2	1	-	1	3			24

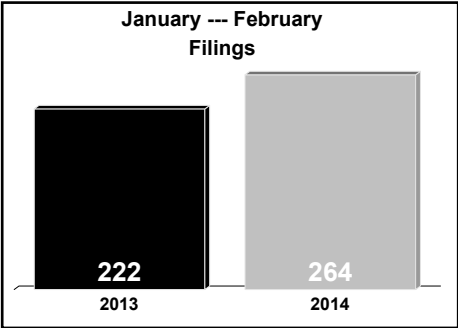
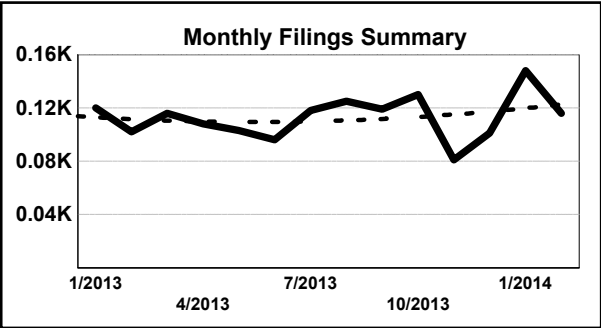
Locale/Circuit: Staunton 25
Start/End Date: Jan-13 / Feb-14
Type of Case: Filings
AVG. Month: 127
2013 AVG Month: 124
2014 AVG Month: 143
Jan-Feb 2013: 293
Jan-Feb 2014: 286
Filings Trending: Steady →



	Jan	Feb	Mar	Apr	May	Jun	Jul	Aug	Sep	Oct	Nov	Dec	Thru Feb	% Change	Trending	Total
2013	154	139	117	176	126	103	83	133	126	140	107	82	293			1,486
2014	160	126	-	-	-	-	-	-	-	-	-	-	286	-2.4%	↓	286

		Jan	Feb	Mar	Apr	May	Jun	Jul	Aug	Sep	Oct	Nov	Dec	Thru Feb	% Change	Trending	Total
Administrative Law	2013	-	-	-	-	1	-	-	-	-	-	-	-	0			1
Contested Divorce	2013	3	4	3	3	1	2	3	3	2	2	1	-	7			27
	2014	-	1	-	-	-	-	-	-	-	-	-	-	1	-85.7%	↓	1
Domestic and Family - Level 1	2013	-	2	1	16	2	6	1	1	2	5	4	3	2			43
	2014	5	1	-	-	-	-	-	-	-	-	-	-	6	200.0%	↑	6
Domestic and Family - Lev	2013	-	-	1	-	1	-	-	1	1	-	1	1	0			6
General Civil - Level 1	2013	-	-	-	-	-	-	-	-	2	-	-	-	0			2
General Civil - Level 2	2013	3	-	-	3	2	2	3	1	1	1	2	1	3			19
	2014	1	-	-	-	-	-	-	-	-	-	-	-	1	-66.7%	↓	1
General Civil - Level 3	2013	6	8	5	5	3	4	3	15	4	9	5	9	14			76
	2014	10	7	-	-	-	-	-	-	-	-	-	-	17	21.4%	↑	17
Miscellaneous	2013	41	54	43	34	22	20	24	36	17	34	22	29	95			376
	2014	29	41	-	-	-	-	-	-	-	-	-	-	70	-26.3%	↓	70
Misdemeanor	2013	8	23	13	13	9	13	11	12	13	25	17	3	31			160
	2014	27	9	-	-	-	-	-	-	-	-	-	-	36	16.1%	↑	36
Non-Capital Felonies and Related Matters	2013	89	38	41	93	76	53	30	52	75	56	48	30	127			681
	2014	78	55	-	-	-	-	-	-	-	-	-	-	133	4.7%	↑	133
Other	2013	2	-	1	-	-	-	-	-	1	2	1	1	2			8
	2014	2	1	-	-	-	-	-	-	-	-	-	-	3	50.0%	↑	3
Other Criminally Related Matters	2013	-	3	-	3	-	-	-	7	5	4	2	2	3			26
	2014	2	4	-	-	-	-	-	-	-	-	-	-	6	100.0%	↑	6
Probates/Wills and Trusts - Level 2	2013	-	2	-	-	1	-	1	1	-	-	1	1	2			7
	2014	1	-	-	-	-	-	-	-	-	-	-	-	1	-50.0%	↓	1
Protective Orders	2013	-	-	3	-	-	-	-	-	-	-	-	-	0			3
Uncontested Divorce	2013	2	5	6	6	8	3	7	4	3	2	3	2	7			51
	2014	5	7	-	-	-	-	-	-	-	-	-	-	12	71.4%	↑	12

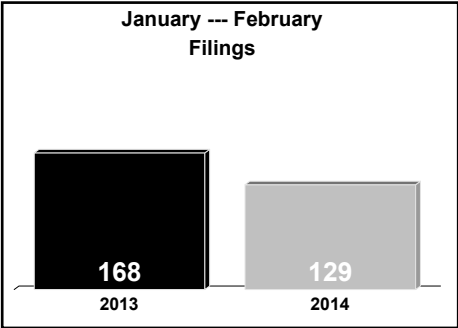
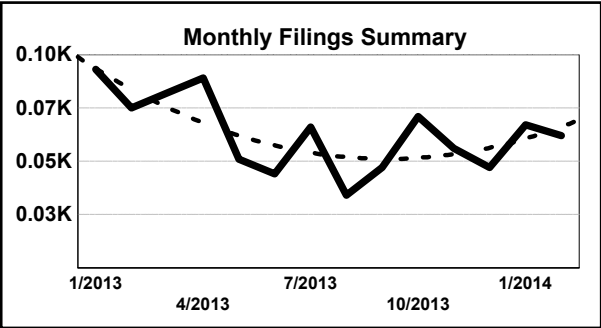
Locale/Circuit: Waynesboro 25
Start/End Date: Jan-13 / Feb-14
Type of Case: Filings
AVG. Month: 113
2013 AVG Month: 110
2014 AVG Month: 132
Jan-Feb 2013: 222
Jan-Feb 2014: 264
Filings Trending: Upward ↑



	Jan	Feb	Mar	Apr	May	Jun	Jul	Aug	Sep	Oct	Nov	Dec	Thru Feb	% Change	Trending	Total
2013	120	102	116	108	103	96	118	125	119	130	81	101	222			1,319
2014	148	116	-	-	-	-	-	-	-	-	-	-	264	18.9%	↑	264

		Jan	Feb	Mar	Apr	May	Jun	Jul	Aug	Sep	Oct	Nov	Dec	Thru Feb	% Change	Trending	Total
Administrative Law	2013	-	-	-	1	-	-	-	-	-	-	-	-	0			1
Contested Divorce	2013	6	9	11	13	9	12	7	7	9	6	9	4	15			102
	2014	12	6	-	-	-	-	-	-	-	-	-	-	18	20.0%	↑	18
Domestic and Family - Level 1	2013	2	4	4	4	6	2	9	4	3	-	4	4	6			46
	2014	2	-	-	-	-	-	-	-	-	-	-	-	2	-66.7%	↓	2
Domestic and Family - Level 2	2013	-	3	1	-	-	-	1	3	2	1	-	-	3			11
	2014	-	1	-	-	-	-	-	-	-	-	-	-	1	-66.7%	↓	1
General Civil - Level 1	2013	-	2	1	-	-	-	-	-	-	-	-	-	2			3
General Civil - Level 2	2013	2	-	2	2	-	1	1	4	3	1	2	1	2			19
	2014	1	2	-	-	-	-	-	-	-	-	-	-	3	50.0%	↑	3
General Civil - Level 3	2013	1	-	1	1	5	1	-	11	2	2	-	-	1			24
	2014	-	7	-	-	-	-	-	-	-	-	-	-	7	600.0%	↑	7
Miscellaneous	2013	57	35	27	35	21	21	26	12	28	32	16	23	92			333
	2014	24	45	-	-	-	-	-	-	-	-	-	-	69	-25.0%	↓	69
Misdemeanor	2013	5	7	10	3	7	8	4	9	9	11	12	10	12			95
	2014	12	6	-	-	-	-	-	-	-	-	-	-	18	50.0%	↑	18
Non-Capital Felonies and Related Matters	2013	23	21	26	17	37	32	48	46	42	50	18	37	44			397
	2014	77	29	-	-	-	-	-	-	-	-	-	-	106	140.9%	↑	106
Other	2013	5	1	-	-	-	1	-	3	-	1	-	1	6			12
	2014	2	1	-	-	-	-	-	-	-	-	-	-	3	-50.0%	↓	3
Other Criminally Related Matters	2013	-	-	-	1	2	2	2	1	2	-	2	2	0			14
	2014	-	1	-	-	-	-	-	-	-	-	-	-	1	0.0%	↔	1
Probates/Wills and Trusts - Level 2	2013	-	-	-	-	1	-	-	-	-	2	-	1	0			4
	2014	1	1	-	-	-	-	-	-	-	-	-	-	2	0.0%	↔	2
Uncontested Divorce	2013	19	20	33	31	15	16	20	25	19	24	18	18	39			258
	2014	17	17	-	-	-	-	-	-	-	-	-	-	34	-12.8%	↓	34

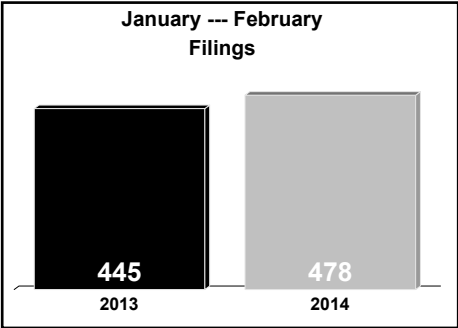
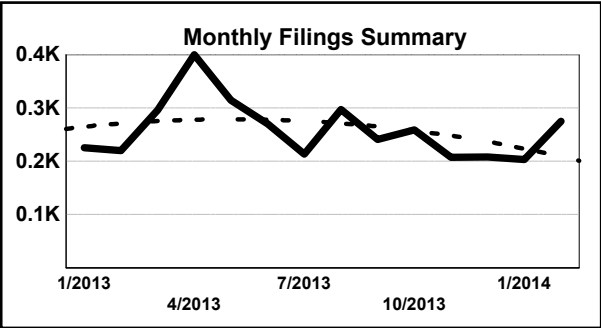
Locale/Circuit: Clarke 26
Start/End Date: Jan-13 / Feb-14
Type of Case: Filings
AVG. Month: 63
2013 AVG Month: 63
2014 AVG Month: 65
Jan-Feb 2013: 168
Jan-Feb 2014: 129
Filings Trending: Downward ↓



	Jan	Feb	Mar	Apr	May	Jun	Jul	Aug	Sep	Oct	Nov	Dec	Thru Feb	% Change	Trending	Total
2013	93	75	82	89	51	44	66	34	47	71	56	47	168			755
2014	67	62	-	-	-	-	-	-	-	-	-	-	129	-23.2%	↓	129

		Jan	Feb	Mar	Apr	May	Jun	Jul	Aug	Sep	Oct	Nov	Dec	Thru Feb	% Change	Trending	Total
Capital Murder	2013	-	-	1	-	-	-	1	-	-	-	-	-	0			2
Contested Divorce	2013	3	2	-	6	2	-	-	1	2	2	1	1	5			20
	2014	1	2	-	-	-	-	-	-	-	-	-	-	3	-40.0%	↓	3
Domestic and Family - Level 1	2013	1	1	-	1	-	-	1	-	2	-	-	-	2			6
	2014	-	1	-	-	-	-	-	-	-	-	-	-	1	-50.0%	↓	1
Domestic and Family - Level 2	2013	-	-	-	2	1	-	-	1	1	1	-	-	0			6
	2014	1	1	-	-	-	-	-	-	-	-	-	-	2	0.0%	↔	2
General Civil - Level 2	2013	-	1	-	4	2	3	1	-	-	1	-	3	1			15
	2014	1	1	-	-	-	-	-	-	-	-	-	-	2	100.0%	↑	2
General Civil - Level 3	2013	1	-	-	-	1	2	-	-	1	1	2	-	1			8
	2014	-	1	-	-	-	-	-	-	-	-	-	-	1	0.0%	↔	1
Miscellaneous	2013	61	45	48	36	28	16	27	29	23	24	30	26	106			393
	2014	41	28	-	-	-	-	-	-	-	-	-	-	69	-34.9%	↓	69
Misdemeanor	2013	7	6	7	13	6	5	9	-	4	11	6	2	13			76
	2014	1	7	-	-	-	-	-	-	-	-	-	-	8	-38.5%	↓	8
Non-Capital Felonies and Related Matters	2013	17	8	21	20	6	13	20	-	6	25	11	11	25			158
	2014	9	13	-	-	-	-	-	-	-	-	-	-	22	-12.0%	↓	22
Other	2013	-	1	1	-	1	-	3	1	-	-	2	-	1			9
Other Criminally Related Matters	2013	1	2	-	3	1	1	1	-	4	3	-	1	3			17
	2014	5	4	-	-	-	-	-	-	-	-	-	-	9	200.0%	↑	9
Probates/Wills and Trusts	2014	1	-	-	-	-	-	-	-	-	-	-	-	1			1
Probates/Wills and Trusts	2013	-	3	-	-	-	-	-	-	1	-	-	-	3			4
Uncontested Divorce	2013	2	6	4	4	3	4	3	2	3	3	4	3	8			41
	2014	7	4	-	-	-	-	-	-	-	-	-	-	11	37.5%	↑	11

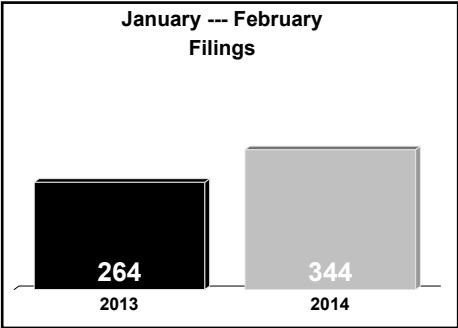
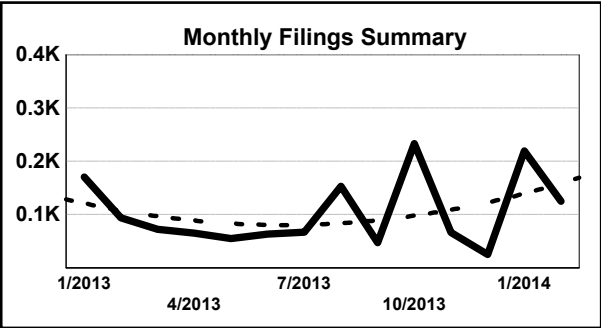
Locale/Circuit: Frederick 26
Start/End Date: Jan-13 / Feb-14
Type of Case: Filings
AVG. Month: 259
2013 AVG Month: 263
2014 AVG Month: 239
Jan-Feb 2013: 445
Jan-Feb 2014: 478
Filings Trending: Upward ↑



	Jan	Feb	Mar	Apr	May	Jun	Jul	Aug	Sep	Oct	Nov	Dec	Thru Feb	% Change	Trending	Total
2013	225	220	296	400	314	270	213	297	241	259	207	208	445			3,150
2014	203	275	-	-	-	-	-	-	-	-	-	-	478	7.4%	↑	478

		Jan	Feb	Mar	Apr	May	Jun	Jul	Aug	Sep	Oct	Nov	Dec	Thru Feb	% Change	Trending	Total
Administrative Law	2013	1	-	-	-	-	1	-	-	-	-	1	-	1			3
Contested Divorce	2013	15	9	13	13	20	12	11	12	7	14	7	12	24			145
	2014	4	10	-	-	-	-	-	-	-	-	-	-	14	-41.7%	↓	14
Domestic and Family - Level 1	2013	2	8	5	7	2	7	6	2	6	2	4	4	10			55
	2014	-	1	-	-	-	-	-	-	-	-	-	-	1	-90.0%	↓	1
Domestic and Family - Level 2	2013	3	1	1	3	1	3	2	3	-	4	5	4	4			30
	2014	2	2	-	-	-	-	-	-	-	-	-	-	4	0.0%	↔	4
General Civil - Level 1	2013	-	-	1	-	-	-	-	-	-	1	-	1	0			3
General Civil - Level 2	2013	15	7	2	12	9	7	7	9	8	6	5	9	22			96
	2014	7	5	-	-	-	-	-	-	-	-	-	-	12	-45.5%	↓	12
General Civil - Level 3	2013	4	2	3	1	7	5	3	2	3	4	6	-	6			40
	2014	3	3	-	-	-	-	-	-	-	-	-	-	6	0.0%	↔	6
Miscellaneous	2013	15	13	13	17	17	8	14	19	12	20	8	14	28			170
	2014	14	18	-	-	-	-	-	-	-	-	-	-	32	14.3%	↑	32
Misdemeanor	2013	36	37	65	48	41	93	49	49	35	40	34	34	73			561
	2014	34	34	-	-	-	-	-	-	-	-	-	-	68	-6.8%	↓	68
Non-Capital Felonies and Related Matters	2013	92	108	144	258	187	92	91	170	147	131	112	114	200			1,646
	2014	115	178	-	-	-	-	-	-	-	-	-	-	293	46.5%	↑	293
Other	2013	2	-	3	1	-	5	4	4	1	1	2	1	2			24
	2014	-	1	-	-	-	-	-	-	-	-	-	-	1	-50.0%	↓	1
Other Criminally Related Matters	2013	12	6	6	13	4	10	4	5	7	9	4	5	18			85
	2014	2	2	-	-	-	-	-	-	-	-	-	-	4	-77.8%	↓	4
Probates/Wills and Trusts - Level 2	2013	5	5	1	1	3	3	1	2	2	4	-	1	10			28
	2014	3	1	-	-	-	-	-	-	-	-	-	-	4	-60.0%	↓	4
Uncontested Divorce	2013	23	24	39	26	23	24	21	20	13	23	19	9	47			264
	2014	19	20	-	-	-	-	-	-	-	-	-	-	39	-17.0%	↓	39

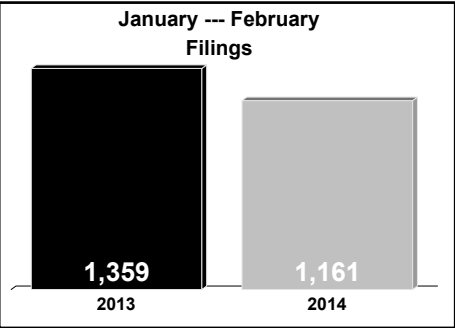
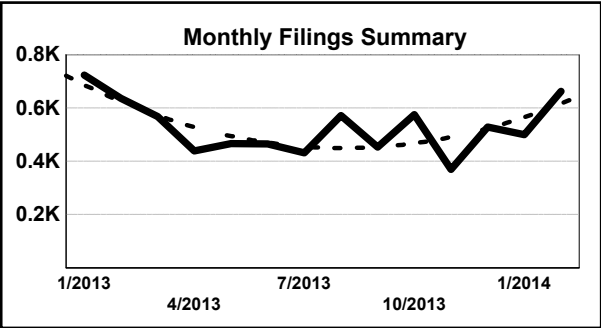
Locale/Circuit: Page 26
Start/End Date: Jan-13 / Feb-14
Type of Case: Filings
AVG. Month: 104
2013 AVG Month: 93
2014 AVG Month: 172
Jan-Feb 2013: 264
Jan-Feb 2014: 344
Filings Trending: Upward ↑



	Jan	Feb	Mar	Apr	May	Jun	Jul	Aug	Sep	Oct	Nov	Dec	Thru Feb	% Change	Trending	Total
2013	170	94	72	65	55	63	67	153	47	233	66	25	264			1,110
2014	219	125	-	-	-	-	-	-	-	-	-	-	344	30.3%	↑	344

		Jan	Feb	Mar	Apr	May	Jun	Jul	Aug	Sep	Oct	Nov	Dec	Thru Feb	% Change	Trending	Total
Contested Divorce	2013	5	2	2	1	2	-	4	2	1	3	1	-	7			23
	2014	2	4	-	-	-	-	-	-	-	-	-	-	6	-14.3%	↓	6
Domestic and Family - Level 1	2013	-	4	2	3	5	1	2	6	2	3	1	2	4			31
	2014	2	5	-	-	-	-	-	-	-	-	-	-	7	75.0%	↑	7
Domestic and Family - Lev	2013	1	3	-	-	4	1	-	1	1	2	-	1	4			14
General Civil - Level 1	2013	-	-	-	1	-	-	-	-	-	-	-	-	0			1
General Civil - Level 2	2013	2	3	2	2	1	3	2	1	4	4	6	5	5			35
	2014	4	4	-	-	-	-	-	-	-	-	-	-	8	60.0%	↑	8
General Civil - Level 3	2013	-	3	1	7	2	-	-	-	5	7	-	1	3			26
	2014	1	-	-	-	-	-	-	-	-	-	-	-	1	-66.7%	↓	1
Miscellaneous	2013	-	1	4	6	1	-	-	4	-	2	2	3	1			23
	2014	49	59	-	-	-	-	-	-	-	-	-	-	108	10,700.0%	↑	108
Misdemeanor	2013	67	19	18	12	13	8	18	43	8	62	13	1	86			282
	2014	43	7	-	-	-	-	-	-	-	-	-	-	50	-41.9%	↓	50
Non-Capital Felonies and Related Matters	2013	85	46	35	18	21	36	34	84	22	138	36	9	131			564
	2014	104	37	-	-	-	-	-	-	-	-	-	-	141	7.6%	↑	141
Other	2013	1	2	2	4	1	1	1	-	-	-	-	1	3			13
	2014	2	1	-	-	-	-	-	-	-	-	-	-	3	0.0%	↔	3
Other Criminally Related Matters	2013	1	-	-	4	2	1	-	1	-	2	1	1	1			13
	2014	2	-	-	-	-	-	-	-	-	-	-	-	2	100.0%	↑	2
Probates/Wills and Trusts	2013	1	-	1	-	-	-	-	-	-	1	-	-	1			3
Probates/Wills and Trusts - Level 2	2013	1	2	1	-	-	-	-	-	-	-	-	-	3			4
	2014	1	-	-	-	-	-	-	-	-	-	-	-	1	-66.7%	↓	1
Protective Orders	2013	-	1	-	1	1	-	-	-	-	-	-	-	1			3
	2014	-	1	-	-	-	-	-	-	-	-	-	-	1	0.0%	↔	1
Uncontested Divorce	2013	6	8	4	6	2	12	6	11	4	9	6	1	14			75
	2014	9	7	-	-	-	-	-	-	-	-	-	-	16	14.3%	↑	16

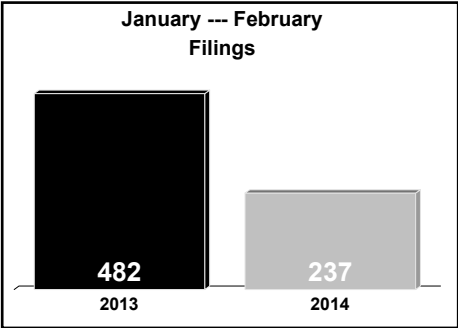
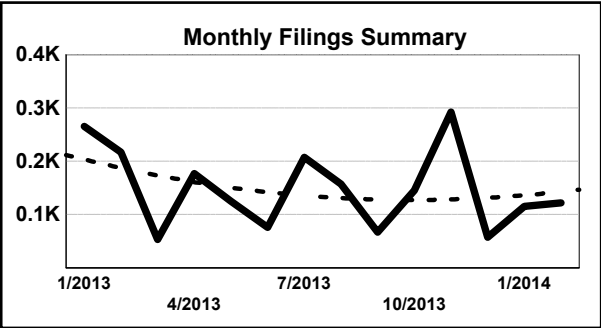
Locale/Circuit: Rockingham 26
Start/End Date: Jan-13 / Feb-14
Type of Case: Filings
AVG. Month: 528
2013 AVG Month: 519
2014 AVG Month: 581
Jan-Feb 2013: 1,359
Jan-Feb 2014: 1,161
Filings Trending: Downward ↓



	Jan	<u>Feb</u>	Mar	Apr	May	Jun	Jul	Aug	Sep	Oct	Nov	Dec	Thru Feb	% Change	Trending	<u>Total</u>
2013	723	636	568	439	466	465	431	571	453	575	369	528	1,359			6,224
2014	499	662	-	-	-	-	-	-	-	-	-	-	1,161	-14.6%	↓	1,161

		Jan	<u>Feb</u>	Mar	Apr	May	Jun	Jul	Aug	Sep	Oct	Nov	Dec	Thru Feb	% Change	Trending	<u>Total</u>
Administrative Law	2013	-	-	1	-	3	-	-	-	2	-	-	-	0			6
Capital Murder	2013	-	-	-	-	-	-	-	-	-	-	-	1	0			1
Contested Divorce	2013	17	16	7	11	12	10	7	14	9	15	15	12	33			145
	2014	16	10	-	-	-	-	-	-	-	-	-	-	26	-21.2%	↓	26
Domestic and Family - Level 1	2013	7	6	9	5	6	14	5	9	4	3	16	2	13			86
	2014	6	3	-	-	-	-	-	-	-	-	-	-	9	-30.8%	↓	9
Domestic and Family - Level 2	2013	8	4	7	2	5	7	4	8	2	3	1	6	12			57
	2014	3	5	-	-	-	-	-	-	-	-	-	-	8	-33.3%	↓	8
General Civil - Level 1	2013	2	-	-	-	-	1	3	2	-	3	-	1	2			12
General Civil - Level 2	2013	15	10	14	16	19	13	11	22	12	8	7	10	25			157
	2014	13	20	-	-	-	-	-	-	-	-	-	-	33	32.0%	↑	33
General Civil - Level 3	2013	5	6	3	8	4	3	6	10	7	6	6	3	11			67
	2014	3	4	-	-	-	-	-	-	-	-	-	-	7	-36.4%	↓	7
Miscellaneous	2013	430	296	222	190	138	122	143	160	168	155	148	180	726			2,352
	2014	219	248	-	-	-	-	-	-	-	-	-	-	467	-35.7%	↓	467
Misdemeanor	2013	41	65	52	40	61	55	48	84	52	64	32	54	106			648
	2014	53	68	-	-	-	-	-	-	-	-	-	-	121	14.2%	↑	121
Non-Capital Felonies and Related Matters	2013	159	173	199	129	156	204	154	210	153	270	118	227	332			2,152
	2014	151	244	-	-	-	-	-	-	-	-	-	-	395	19.0%	↑	395
Other	2013	-	1	1	2	9	6	5	11	1	10	3	11	1			60
	2014	1	3	-	-	-	-	-	-	-	-	-	-	4	300.0%	↑	4
Other Criminally Related Matters	2013	14	12	17	6	12	7	16	9	15	8	3	4	26			123
	2014	8	17	-	-	-	-	-	-	-	-	-	-	25	-3.8%	↓	25
Probates/Wills and Trusts - Level 1	2013	-	-	1	-	-	-	-	1	1	-	-	-	0			3
	2014	1	-	-	-	-	-	-	-	-	-	-	-	1	0.0%	↔	1
Probates/Wills and Trusts - Level 2	2013	5	2	1	1	2	5	2	1	1	-	2	2	7			24
	2014	3	-	-	-	-	-	-	-	-	-	-	-	3	-57.1%	↓	3
Protective Orders	2013	-	1	-	-	1	-	-	1	2	-	2	-	1			7
	2014	1	3	-	-	-	-	-	-	-	-	-	-	4	300.0%	↑	4
Uncontested Divorce	2013	20	44	34	29	38	18	27	29	24	30	16	15	64			324
	2014	21	37	-	-	-	-	-	-	-	-	-	-	58	-9.4%	↓	58

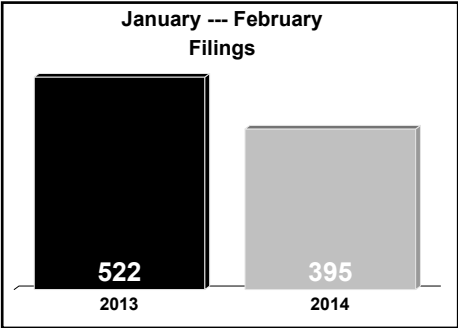
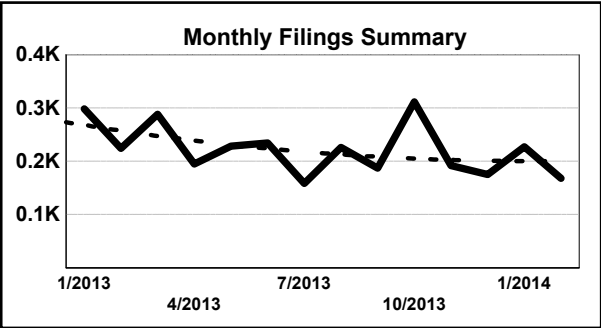
Locale/Circuit: Shenandoah 26
Start/End Date: Jan-13 / Feb-14
Type of Case: Filings
AVG. Month: 148
2013 AVG Month: 153
2014 AVG Month: 119
Jan-Feb 2013: 482
Jan-Feb 2014: 237
Filings Trending: Downward ↓



	Jan	Feb	Mar	Apr	May	Jun	Jul	Aug	Sep	Oct	Nov	Dec	Thru Feb	% Change	Trending	Total
2013	265	217	53	177	125	76	207	157	67	145	292	57	482			1,838
2014	115	122	-	-	-	-	-	-	-	-	-	-	237	-50.8%	↓	237

		Jan	Feb	Mar	Apr	May	Jun	Jul	Aug	Sep	Oct	Nov	Dec	Thru Feb	% Change	Trending	Total
Administrative Law	2013	-	1	-	-	-	-	-	-	-	-	-	-	1			1
Capital Murder	2013	-	-	-	-	-	-	1	-	-	-	-	-	0			1
Contested Divorce	2013	2	7	5	2	6	2	5	5	3	1	4	3	9			45
	2014	4	7	-	-	-	-	-	-	-	-	-	-	11	22.2%	↑	11
Domestic and Family - Level 1	2013	4	7	6	3	3	5	-	3	7	5	1	5	11			49
	2014	-	4	-	-	-	-	-	-	-	-	-	-	4	-63.6%	↓	4
Domestic and Family - Level 2	2013	-	7	1	1	2	1	-	1	2	1	1	1	7			18
	2014	1	2	-	-	-	-	-	-	-	-	-	-	3	-57.1%	↓	3
General Civil - Level 1	2014	1	-	-	-	-	-	-	-	-	-	-	-	1			1
General Civil - Level 2	2013	4	5	5	8	5	3	8	4	2	1	1	1	9			47
	2014	2	2	-	-	-	-	-	-	-	-	-	-	4	-55.6%	↓	4
General Civil - Level 3	2013	3	2	1	2	2	3	2	2	-	-	1	4	5			22
	2014	-	3	-	-	-	-	-	-	-	-	-	-	3	-40.0%	↓	3
Miscellaneous	2013	6	7	14	9	6	4	5	13	2	5	9	10	13			90
	2014	10	6	-	-	-	-	-	-	-	-	-	-	16	23.1%	↑	16
Misdemeanor	2013	68	66	2	31	19	10	39	31	10	36	29	18	134			359
	2014	26	35	-	-	-	-	-	-	-	-	-	-	61	-54.5%	↓	61
Non-Capital Felonies and Related Matters	2013	163	101	7	104	69	36	132	88	22	79	224	6	264			1,031
	2014	60	46	-	-	-	-	-	-	-	-	-	-	106	-59.8%	↓	106
Other	2013	2	1	1	-	-	4	3	1	5	-	3	1	3			21
	2014	2	1	-	-	-	-	-	-	-	-	-	-	3	0.0%	↔	3
Other Criminally Related Matters	2013	1	3	1	5	2	2	4	1	5	3	9	3	4			39
	2014	-	3	-	-	-	-	-	-	-	-	-	-	3	-25.0%	↓	3
Probates/Wills and Trusts	2013	-	-	-	-	-	-	-	-	-	1	-	-	0			1
Probates/Wills and Trusts - Level 2	2013	2	-	2	-	1	-	1	1	1	3	-	1	2			12
	2014	3	1	-	-	-	-	-	-	-	-	-	-	4	100.0%	↑	4
Uncontested Divorce	2013	10	10	8	12	10	6	7	7	8	10	10	4	20			102
	2014	6	12	-	-	-	-	-	-	-	-	-	-	18	-10.0%	↓	18

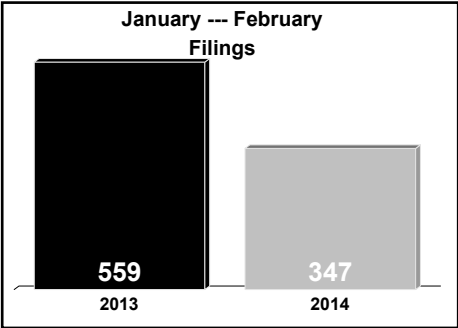
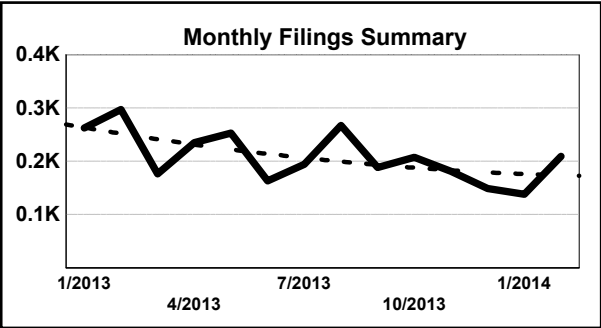
Locale/Circuit: Warren 26
Start/End Date: Jan-13 / Feb-14
Type of Case: Filings
AVG. Month: 222
2013 AVG Month: 226
2014 AVG Month: 198
Jan-Feb 2013: 522
Jan-Feb 2014: 395
Filings Trending: Downward ↓



	Jan	Feb	Mar	Apr	May	Jun	Jul	Aug	Sep	Oct	Nov	Dec	Thru Feb	% Change	Trending	Total
2013	298	224	288	195	228	234	158	226	187	311	192	175	522			2,716
2014	227	168	-	-	-	-	-	-	-	-	-	-	395	-24.3%	↓	395

		Jan	Feb	Mar	Apr	May	Jun	Jul	Aug	Sep	Oct	Nov	Dec	Thru Feb	% Change	Trending	Total
Administrative Law	2013	-	-	1	-	-	-	1	-	-	1	-	-	0			3
Contested Divorce	2013	6	6	4	14	8	7	9	9	8	10	2	3	12			86
	2014	10	6	-	-	-	-	-	-	-	-	-	-	16	33.3%	↑	16
Domestic and Family - Level 1	2013	6	4	11	5	12	8	11	2	18	21	5	7	10			110
	2014	-	11	-	-	-	-	-	-	-	-	-	-	11	10.0%	↑	11
Domestic and Family - Level 2	2013	4	-	-	2	-	2	1	-	1	5	-	3	4			18
	2014	-	3	-	-	-	-	-	-	-	-	-	-	3	-25.0%	↓	3
General Civil - Level 1	2013	-	-	-	-	-	-	-	-	-	-	1	-	0			1
	2014	-	1	-	-	-	-	-	-	-	-	-	-	1	0.0%	↔	1
General Civil - Level 2	2013	5	5	7	13	7	7	1	8	6	5	2	4	10			70
	2014	6	2	-	-	-	-	-	-	-	-	-	-	8	-20.0%	↓	8
General Civil - Level 3	2013	3	2	1	2	2	1	5	1	-	3	1	-	5			21
	2014	-	1	-	-	-	-	-	-	-	-	-	-	1	-80.0%	↓	1
Miscellaneous	2013	160	122	109	94	74	72	49	62	70	81	63	73	282			1,029
	2014	92	82	-	-	-	-	-	-	-	-	-	-	174	-38.3%	↓	174
Misdemeanor	2013	21	22	27	11	24	12	11	18	26	25	17	7	43			221
	2014	14	3	-	-	-	-	-	-	-	-	-	-	17	-60.5%	↓	17
Non-Capital Felonies and Related Matters	2013	80	43	98	25	77	99	31	99	25	134	85	61	123			857
	2014	82	37	-	-	-	-	-	-	-	-	-	-	119	-3.3%	↓	119
Other	2013	1	2	6	3	-	3	4	-	2	5	3	2	3			31
	2014	2	1	-	-	-	-	-	-	-	-	-	-	3	0.0%	↔	3
Other Criminally Related Matters	2013	2	4	1	4	1	3	15	10	4	2	-	1	6			47
	2014	8	2	-	-	-	-	-	-	-	-	-	-	10	66.7%	↑	10
Probates/Wills and Trusts	2013	1	-	-	-	-	1	-	-	-	-	-	-	1			2
Probates/Wills and Trusts	2013	-	-	1	3	-	-	-	-	1	1	-	-	0			6
Protective Orders	2013	-	-	-	-	-	-	-	-	-	-	1	-	0			1
Uncontested Divorce	2013	9	14	22	19	23	19	20	17	26	18	12	14	23			213
	2014	13	19	-	-	-	-	-	-	-	-	-	-	32	39.1%	↑	32

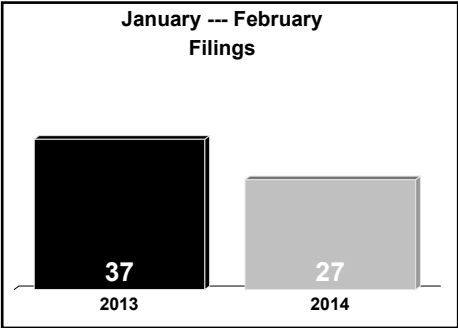
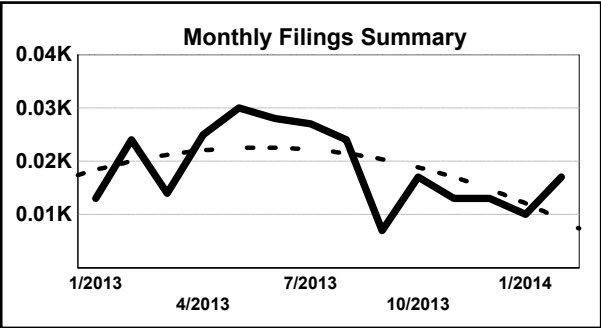
Locale/Circuit: Winchester 26
Start/End Date: Jan-13 / Feb-14
Type of Case: Filings
AVG. Month: 209
2013 AVG Month: 214
2014 AVG Month: 174
Jan-Feb 2013: 559
Jan-Feb 2014: 347
Filings Trending: Downward ↓



	Jan	Feb	Mar	Apr	May	Jun	Jul	Aug	Sep	Oct	Nov	Dec	Thru Feb	% Change	Trending	Total
2013	262	297	176	235	253	163	194	267	188	207	181	149	559			2,572
2014	138	209	-	-	-	-	-	-	-	-	-	-	347	-37.9%	↓	347

		Jan	Feb	Mar	Apr	May	Jun	Jul	Aug	Sep	Oct	Nov	Dec	Thru Feb	% Change	Trending	Total
Administrative Law	2013	-	-	-	-	-	1	-	-	-	-	-	-	0			1
Contested Divorce	2013	1	5	1	-	3	-	4	8	2	4	2	1	6			31
	2014	2	9	-	-	-	-	-	-	-	-	-	-	11	83.3%	↑	11
Domestic and Family - Level 1	2013	1	2	1	4	-	3	2	2	-	6	1	4	3			26
	2014	1	2	-	-	-	-	-	-	-	-	-	-	3	0.0%	↔	3
Domestic and Family - Level 2	2013	-	1	-	-	4	3	-	-	1	1	1	4	1			15
	2014	-	2	-	-	-	-	-	-	-	-	-	-	2	100.0%	↑	2
General Civil - Level 1	2013	3	-	-	-	1	1	-	2	1	-	-	-	3			8
General Civil - Level 2	2013	10	5	2	11	5	6	3	6	6	1	3	1	15			59
	2014	2	8	-	-	-	-	-	-	-	-	-	-	10	-33.3%	↓	10
General Civil - Level 3	2013	2	2	3	2	3	2	1	4	6	-	1	1	4			27
Miscellaneous	2013	66	62	32	26	35	19	26	30	35	27	31	17	128			406
	2014	31	38	-	-	-	-	-	-	-	-	-	-	69	-46.1%	↓	69
Misdemeanor	2013	65	72	39	58	58	48	63	70	43	47	60	36	137			659
	2014	19	53	-	-	-	-	-	-	-	-	-	-	72	-47.4%	↓	72
Non-Capital Felonies and Related Matters	2013	109	131	83	119	125	68	80	127	75	106	61	73	240			1,157
	2014	65	80	-	-	-	-	-	-	-	-	-	-	145	-39.6%	↓	145
Other	2013	1	3	3	7	2	4	-	5	6	5	4	1	4			41
	2014	3	3	-	-	-	-	-	-	-	-	-	-	6	50.0%	↑	6
Other Criminally Related Matters	2013	1	9	4	-	5	2	7	3	1	3	7	-	10			42
	2014	4	5	-	-	-	-	-	-	-	-	-	-	9	-10.0%	↓	9
Probates/Wills and Trusts - Level 1	2013	-	-	-	-	1	-	-	-	-	-	-	-	0			1
	2014	-	1	-	-	-	-	-	-	-	-	-	-	1	0.0%	↔	1
Probates/Wills and Trusts - Level 2	2013	-	-	-	1	-	-	-	1	1	-	-	1	0			4
	2014	1	1	-	-	-	-	-	-	-	-	-	-	2	0.0%	↔	2
Uncontested Divorce	2013	3	5	8	7	11	6	8	9	11	7	10	10	8			95
	2014	10	7	-	-	-	-	-	-	-	-	-	-	17	112.5%	↑	17

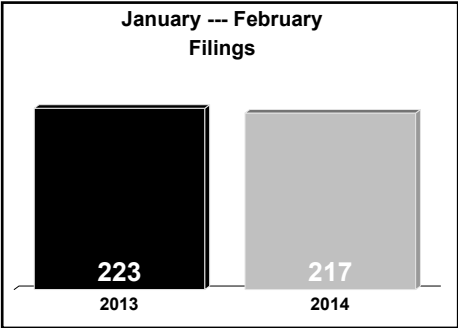
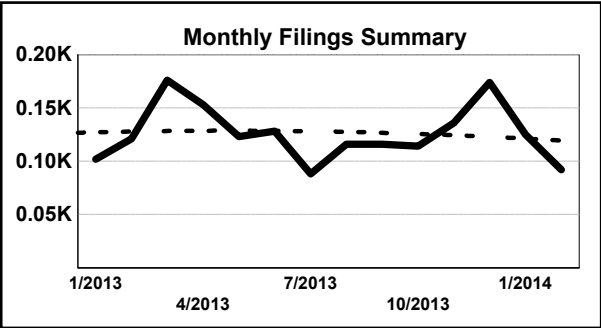
Locale/Circuit: Bland 27
Start/End Date: Jan-13 / Feb-14
Type of Case: Filings
AVG. Month: 19
2013 AVG Month: 20
2014 AVG Month: 14
Jan-Feb 2013: 37
Jan-Feb 2014: 27
Filings Trending: Downward ↓



	Jan	Feb	Mar	Apr	May	Jun	Jul	Aug	Sep	Oct	Nov	Dec	Thru Feb	% Change	Trending	Total
2013	13	24	14	25	30	28	27	24	7	17	13	13	37			235
2014	10	17	-	-	-	-	-	-	-	-	-	-	27	-27.0%	↓	27

		Jan	Feb	Mar	Apr	May	Jun	Jul	Aug	Sep	Oct	Nov	Dec	Thru Feb	% Change	Trending	Total
Contested Divorce	2013	-	-	-	1	1	1	2	-	-	-	1	-	0			6
	2014	4	-	-	-	-	-	-	-	-	-	-	-	4	0.0%	↔	4
Domestic and Family - Lev	2013	1	3	-	-	1	-	-	1	-	-	-	-	4			6
	2013	2	-	1	-	-	-	3	-	1	-	-	-	2			7
Domestic and Family - Level 2	2014	1	-	-	-	-	-	-	-	-	-	-	-	1	-50.0%	↓	1
	2013	-	2	-	1	1	1	1	-	1	-	-	1	2			8
General Civil - Level 2	2013	1	1	-	-	-	-	1	-	-	-	-	2	2			5
	2013	1	1	-	1	2	-	2	1	1	1	1	-	2			11
Miscellaneous	2014	-	2	-	-	-	-	-	-	-	-	-	-	2	0.0%	↔	2
	2013	2	2	2	-	2	1	2	2	-	1	-	2	4			16
Misdemeanor	2014	-	1	-	-	-	-	-	-	-	-	-	-	1	-75.0%	↓	1
	2013	4	9	7	20	19	23	13	14	4	12	8	6	13			139
Non-Capital Felonies and Related Matters	2014	2	11	-	-	-	-	-	-	-	-	-	-	13	0.0%	↔	13
	2013	-	1	1	1	-	-	-	1	-	-	-	1	1			5
Other	2013	-	1	1	-	-	1	1	1	-	-	-	-	1			5
	2014	-	2	-	-	-	-	-	-	-	-	-	-	2	100.0%	↑	2
Other Criminally Related Matters	2013	1	1	-	-	-	-	-	-	-	1	1	-	2			4
	2014	-	1	-	-	-	-	-	-	-	-	-	-	1	-50.0%	↓	1
Probates/Wills and Trusts - Level 2	2013	1	3	2	1	4	1	2	4	-	2	2	1	4			23
	2014	3	-	-	-	-	-	-	-	-	-	-	-	3	-25.0%	↓	3
Uncontested Divorce																	

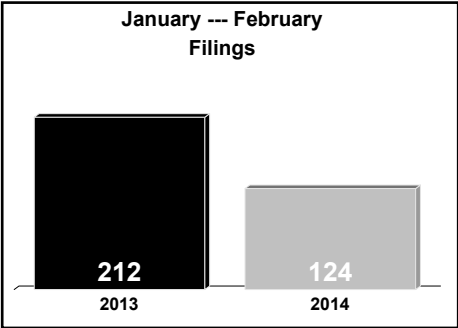
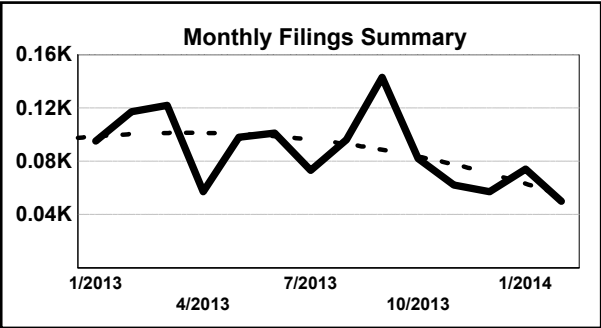
Locale/Circuit: Carroll 27
Start/End Date: Jan-13 / Feb-14
Type of Case: Filings
AVG. Month: 126
2013 AVG Month: 129
2014 AVG Month: 109
Jan-Feb 2013: 223
Jan-Feb 2014: 217
Filings Trending: Downward ↓



	Jan	Feb	Mar	Apr	May	Jun	Jul	Aug	Sep	Oct	Nov	Dec	Thru Feb	% Change	Trending	Total
2013	102	121	176	153	123	128	88	116	116	114	136	174	223			1,547
2014	125	92	-	-	-	-	-	-	-	-	-	-	217	-2.7%	↓	217

		Jan	Feb	Mar	Apr	May	Jun	Jul	Aug	Sep	Oct	Nov	Dec	Thru Feb	% Change	Trending	Total
Capital Murder	2013	-	-	-	-	1	-	-	-	-	-	-	-	0			1
Contested Divorce	2013	6	5	7	4	3	7	1	4	4	1	1	5	11			48
	2014	1	6	-	-	-	-	-	-	-	-	-	-	7	-36.4%	↓	7
Domestic and Family - Level 1	2013	1	2	3	12	1	5	-	4	4	4	2	3	3			41
	2014	4	-	-	-	-	-	-	-	-	-	-	-	4	33.3%	↑	4
Domestic and Family - Level 2	2013	3	2	4	1	1	1	3	3	4	1	5	3	5			31
	2014	2	1	-	-	-	-	-	-	-	-	-	-	3	-40.0%	↓	3
General Civil - Level 1	2013	-	2	-	2	1	1	-	-	-	1	-	-	2			7
	2014	2	2	-	-	-	-	-	-	-	-	-	-	4	100.0%	↑	4
General Civil - Level 2	2013	6	3	5	3	1	6	6	5	8	4	7	4	9			58
	2014	2	5	-	-	-	-	-	-	-	-	-	-	7	-22.2%	↓	7
General Civil - Level 3	2013	3	2	2	2	-	15	8	3	4	1	3	-	5			43
	2014	3	4	-	-	-	-	-	-	-	-	-	-	7	40.0%	↑	7
Miscellaneous	2013	12	9	12	8	21	9	9	7	15	4	9	7	21			122
	2014	4	7	-	-	-	-	-	-	-	-	-	-	11	-47.6%	↓	11
Misdemeanor	2013	8	16	63	35	18	5	19	9	6	12	9	5	24			205
	2014	12	3	-	-	-	-	-	-	-	-	-	-	15	-37.5%	↓	15
Non-Capital Felonies and Related Matters	2013	42	53	61	45	54	63	21	55	59	56	81	130	95			720
	2014	78	43	-	-	-	-	-	-	-	-	-	-	121	27.4%	↑	121
Other	2013	1	3	-	2	3	2	1	3	1	3	1	-	4			20
	2014	1	2	-	-	-	-	-	-	-	-	-	-	3	-25.0%	↓	3
Other Criminally Related Matters	2013	13	9	8	22	6	2	13	11	3	16	9	4	22			116
	2014	11	8	-	-	-	-	-	-	-	-	-	-	19	-13.6%	↓	19
Probates/Wills and Trusts - Level 2	2013	3	5	1	3	4	3	2	2	3	1	4	5	8			36
	2014	-	3	-	-	-	-	-	-	-	-	-	-	3	-62.5%	↓	3
Uncontested Divorce	2013	4	10	10	14	9	9	5	10	5	10	5	8	14			99
	2014	5	8	-	-	-	-	-	-	-	-	-	-	13	-7.1%	↓	13

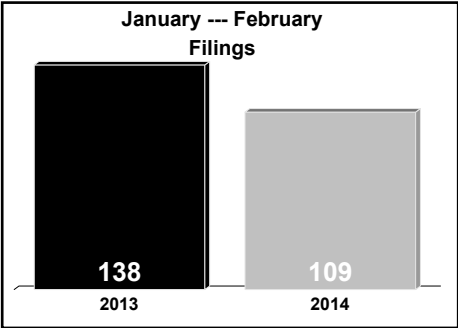
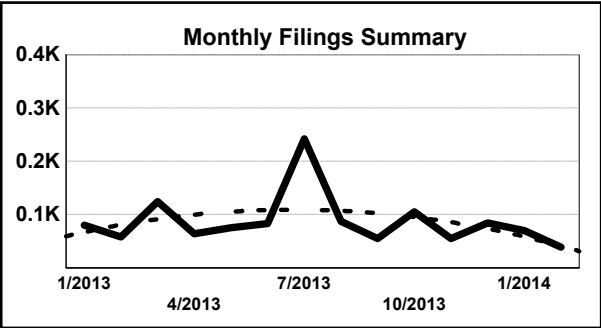
Locale/Circuit: Floyd 27
Start/End Date: Jan-13 / Feb-14
Type of Case: Filings
AVG. Month: 88
2013 AVG Month: 92
2014 AVG Month: 62
Jan-Feb 2013: 212
Jan-Feb 2014: 124
Filings Trending: Downward ↓



	Jan	Feb	Mar	Apr	May	Jun	Jul	Aug	Sep	Oct	Nov	Dec	Thru Feb	% Change	Trending	Total
2013	95	117	122	57	98	101	73	96	143	82	62	57	212			1,103
2014	74	50	-	-	-	-	-	-	-	-	-	-	124	-41.5%	↓	124

		Jan	Feb	Mar	Apr	May	Jun	Jul	Aug	Sep	Oct	Nov	Dec	Thru Feb	% Change	Trending	Total
Administrative Law	2013	-	-	-	-	1	-	-	-	-	-	-	-	0			1
Capital Murder	2013	1	-	-	-	-	-	-	-	-	-	-	-	1			1
Contested Divorce	2013	3	3	1	-	6	1	1	4	6	3	6	1	6			35
	2014	1	1	-	-	-	-	-	-	-	-	-	-	2	-66.7%	↓	2
Domestic and Family - Lev	2013	-	-	-	-	-	-	-	-	-	-	-	1	0			1
Domestic and Family - Level 2	2013	3	-	-	1	2	1	-	-	1	3	1	-	3	0.0%	↔	12
	2014	2	1	-	-	-	-	-	-	-	-	-	-	3			3
General Civil - Level 1	2014	1	-	-	-	-	-	-	-	-	-	-	-	1			1
General Civil - Level 2	2013	1	2	4	1	1	2	2	1	2	3	1	-	3	100.0%	↑	20
	2014	2	4	-	-	-	-	-	-	-	-	-	-	6			6
General Civil - Level 3	2013	1	2	-	4	4	1	8	5	1	1	-	1	3			28
	2014	1	-	-	-	-	-	-	-	-	-	-	-	1	-66.7%	↓	1
Miscellaneous	2013	58	71	61	33	35	35	23	36	31	37	29	21	129			470
	2014	38	28	-	-	-	-	-	-	-	-	-	-	66	-48.8%	↓	66
Misdemeanor	2013	5	4	16	3	11	7	5	8	12	10	5	11	9			97
	2014	10	6	-	-	-	-	-	-	-	-	-	-	16	77.8%	↑	16
Non-Capital Felonies and Related Matters	2013	16	29	36	9	31	49	26	30	86	18	10	19	45			359
	2014	14	2	-	-	-	-	-	-	-	-	-	-	16	-64.4%	↓	16
Other	2013	3	1	-	1	1	-	2	2	-	1	-	1	4			12
	2014	-	2	-	-	-	-	-	-	-	-	-	-	2	-50.0%	↓	2
Other Criminally Related Matters	2013	1	-	-	-	3	-	3	5	1	-	-	-	1			13
	2014	1	2	-	-	-	-	-	-	-	-	-	-	3	200.0%	↑	3
Probates/Wills and Trusts - Level 2	2013	-	-	-	-	1	-	1	-	-	1	-	-	0			3
	2014	-	1	-	-	-	-	-	-	-	-	-	-	1	0.0%	↔	1
Uncontested Divorce	2013	3	5	4	5	2	5	2	5	3	5	10	2	8			51
	2014	4	3	-	-	-	-	-	-	-	-	-	-	7	-12.5%	↓	7

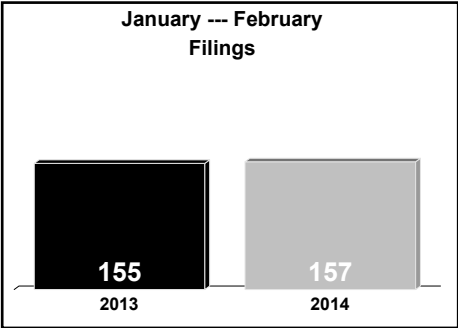
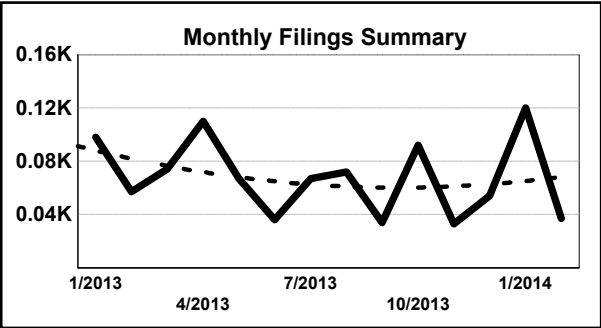
Locale/Circuit: Giles 27
Start/End Date: Jan-13 / Feb-14
Type of Case: Filings
AVG. Month: 87
2013 AVG Month: 93
2014 AVG Month: 55
Jan-Feb 2013: 138
Jan-Feb 2014: 109
Filings Trending: Downward ↓



	Jan	Feb	Mar	Apr	May	Jun	Jul	Aug	Sep	Oct	Nov	Dec	Thru Feb	% Change	Trending	Total
2013	80	58	124	64	75	83	242	87	55	105	55	84	138			1,112
2014	70	39	-	-	-	-	-	-	-	-	-	-	109	-21.0%	↓	109

		Jan	Feb	Mar	Apr	May	Jun	Jul	Aug	Sep	Oct	Nov	Dec	Thru Feb	% Change	Trending	Total
Contested Divorce	2013	3	1	2	1	3	-	1	-	3	-	2	2	4			18
	2014	1	-	-	-	-	-	-	-	-	-	-	-	1	-75.0%	↓	1
Domestic and Family - Level 1	2013	10	-	10	-	-	10	5	2	6	1	2	2	10			48
	2014	9	1	-	-	-	-	-	-	-	-	-	-	10	0.0%	↔	10
Domestic and Family - Lev	2013	-	-	6	-	-	1	1	1	1	-	-	-	0			10
General Civil - Level 1	2013	-	-	-	-	-	-	1	-	-	-	-	-	0			1
General Civil - Level 2	2013	3	1	5	2	16	1	3	2	3	4	1	2	4			43
	2014	1	5	-	-	-	-	-	-	-	-	-	-	6	50.0%	↑	6
General Civil - Level 3	2013	2	1	2	1	5	2	1	-	1	3	2	-	3			20
	2014	9	1	-	-	-	-	-	-	-	-	-	-	10	233.3%	↑	10
Miscellaneous	2013	2	1	3	3	3	1	2	-	1	1	1	3	3			21
	2014	1	2	-	-	-	-	-	-	-	-	-	-	3	0.0%	↔	3
Misdemeanor	2013	5	10	14	9	3	18	25	10	5	11	11	4	15			125
	2014	8	1	-	-	-	-	-	-	-	-	-	-	9	-40.0%	↓	9
Non-Capital Felonies and Related Matters	2013	47	37	70	40	29	42	195	44	29	72	22	60	84			687
	2014	33	18	-	-	-	-	-	-	-	-	-	-	51	-39.3%	↓	51
Other	2013	1	-	3	1	2	3	1	-	-	2	-	-	1			13
	2014	-	4	-	-	-	-	-	-	-	-	-	-	4	300.0%	↑	4
Other Criminally Related Matters	2013	1	4	-	3	9	1	5	19	3	7	5	8	5			65
	2014	4	2	-	-	-	-	-	-	-	-	-	-	6	20.0%	↑	6
Probates/Wills and Trusts - Level 2	2013	1	1	1	2	2	1	2	3	1	-	1	-	2			15
	2014	1	3	-	-	-	-	-	-	-	-	-	-	4	100.0%	↑	4
Protective Orders	2013	2	-	-	-	-	-	-	-	-	2	-	-	2			4
Uncontested Divorce	2013	3	2	8	2	3	3	-	6	2	2	8	3	5			42
	2014	3	2	-	-	-	-	-	-	-	-	-	-	5	0.0%	↔	5

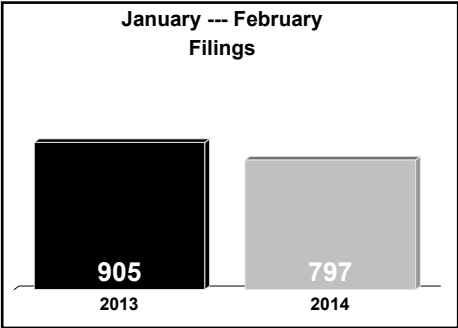
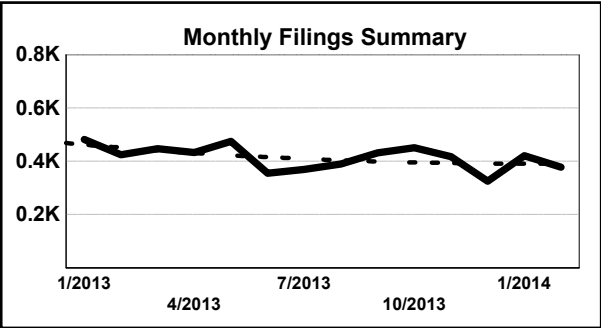
Locale/Circuit: Grayson 27
Start/End Date: Jan-13 / Feb-14
Type of Case: Filings
AVG. Month: 68
2013 AVG Month: 66
2014 AVG Month: 79
Jan-Feb 2013: 155
Jan-Feb 2014: 157
Filings Trending: Steady ➡



	Jan	Feb	Mar	Apr	May	Jun	Jul	Aug	Sep	Oct	Nov	Dec	Thru Feb	% Change	Trending	Total
2013	98	57	74	110	67	36	67	72	34	92	33	54	155			794
2014	120	37	-	-	-	-	-	-	-	-	-	-	157	1.3%	⬆	157

		Jan	Feb	Mar	Apr	May	Jun	Jul	Aug	Sep	Oct	Nov	Dec	Thru Feb	% Change	Trending	Total
Contested Divorce	2013	1	2	2	-	2	2	2	2	3	2	-	-	3			18
	2014	-	2	-	-	-	-	-	-	-	-	-	-	2	-33.3%	⬇	2
Domestic and Family - Level 1	2013	4	-	4	8	6	-	-	1	3	3	-	-	4			29
	2014	2	-	-	-	-	-	-	-	-	-	-	-	2	-50.0%	⬇	2
Domestic and Family - Lev	2013	1	2	-	1	1	1	1	1	-	-	-	2	3			10
General Civil - Level 1	2013	-	-	1	-	1	-	-	-	1	-	-	-	0			3
General Civil - Level 2	2013	1	2	4	4	3	2	2	2	2	3	3	2	3			30
	2014	2	2	-	-	-	-	-	-	-	-	-	-	4	33.3%	⬆	4
General Civil - Level 3	2013	3	-	1	2	-	-	1	2	-	2	3	-	3			14
Miscellaneous	2013	1	9	7	7	3	1	2	7	-	3	3	5	10			48
	2014	4	4	-	-	-	-	-	-	-	-	-	-	8	-20.0%	⬇	8
Misdemeanor	2013	21	8	20	14	12	10	8	11	9	7	8	5	29			133
	2014	11	6	-	-	-	-	-	-	-	-	-	-	17	-41.4%	⬇	17
Non-Capital Felonies and Related Matters	2013	59	23	26	68	20	14	44	39	13	60	10	37	82			413
	2014	95	16	-	-	-	-	-	-	-	-	-	-	111	35.4%	⬆	111
Other	2013	-	-	1	-	2	2	1	1	-	-	-	-	0			7
	2014	-	1	-	-	-	-	-	-	-	-	-	-	1	0.0%	↔	1
Other Criminally Related Matters	2013	-	1	1	3	3	2	2	2	1	1	2	2	1			20
	2014	3	-	-	-	-	-	-	-	-	-	-	-	3	200.0%	⬆	3
Probates/Wills and Trusts	2013	-	-	-	-	-	-	-	-	-	-	-	1	0			1
Probates/Wills and Trusts - Level 2	2013	-	2	2	-	4	-	1	-	1	2	1	-	2			13
	2014	-	1	-	-	-	-	-	-	-	-	-	-	1	-50.0%	⬇	1
Protective Orders	2013	1	-	-	-	1	-	-	2	-	1	-	-	1			5
Uncontested Divorce	2013	6	8	5	3	9	2	3	2	1	8	3	-	14			50
	2014	3	5	-	-	-	-	-	-	-	-	-	-	8	-42.9%	⬇	8

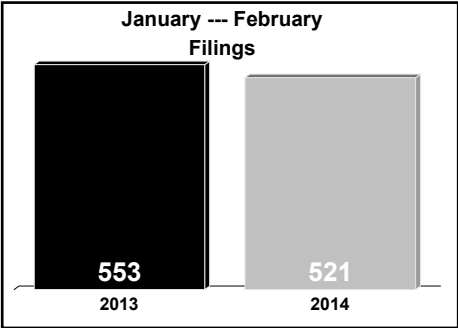
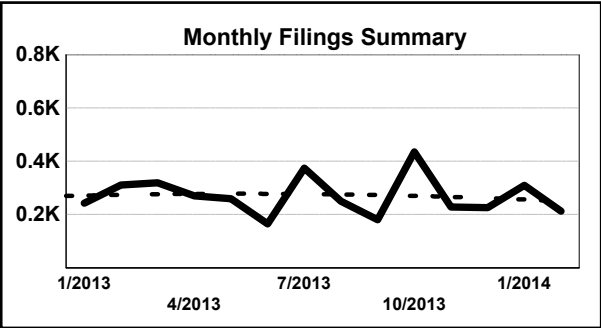
Locale/Circuit: Montgomery 27
Start/End Date: Jan-13 / Feb-14
Type of Case: Filings
AVG. Month: 414
2013 AVG Month: 416
2014 AVG Month: 399
Jan-Feb 2013: 905
Jan-Feb 2014: 797
Filings Trending: Downward ↓



	Jan	Feb	Mar	Apr	May	Jun	Jul	Aug	Sep	Oct	Nov	Dec	Thru Feb	% Change	Trending	Total
2013	481	424	447	432	474	355	369	389	431	451	417	325	905			4,995
2014	420	377	-	-	-	-	-	-	-	-	-	-	797	-11.9%	↓	797

		Jan	Feb	Mar	Apr	May	Jun	Jul	Aug	Sep	Oct	Nov	Dec	Thru Feb	% Change	Trending	Total
Administrative Law	2013	-	1	-	-	1	1	-	-	-	-	-	-	1			3
	2014	-	1	-	-	-	-	-	-	-	-	-	-	1	0.0%	↔	1
Contested Divorce	2013	7	12	13	8	14	9	8	11	5	7	2	8	19			104
	2014	1	5	-	-	-	-	-	-	-	-	-	-	6	-68.4%	↓	6
Domestic and Family - Level 1	2013	4	5	6	1	3	5	4	13	5	9	2	5	9			62
	2014	1	4	-	-	-	-	-	-	-	-	-	-	5	-44.4%	↓	5
Domestic and Family - Level 2	2013	5	3	3	4	4	1	5	8	2	1	4	2	8			42
	2014	7	1	-	-	-	-	-	-	-	-	-	-	8	0.0%	↔	8
General Civil - Level 1	2013	2	-	1	-	1	-	-	-	-	1	-	1	2			6
	2014	2	-	-	-	-	-	-	-	-	-	-	-	2	0.0%	↔	2
General Civil - Level 2	2013	11	7	7	10	8	8	6	10	10	10	8	8	18			103
	2014	20	8	-	-	-	-	-	-	-	-	-	-	28	55.6%	↑	28
General Civil - Level 3	2013	5	8	8	5	13	3	6	6	5	3	2	11	13			75
	2014	2	5	-	-	-	-	-	-	-	-	-	-	7	-46.2%	↓	7
Miscellaneous	2013	284	220	240	246	190	154	139	144	133	169	128	137	504			2,184
	2014	178	152	-	-	-	-	-	-	-	-	-	-	330	-34.5%	↓	330
Misdemeanor	2013	53	59	42	37	42	37	52	50	71	38	49	27	112			557
	2014	37	36	-	-	-	-	-	-	-	-	-	-	73	-34.8%	↓	73
Non-Capital Felonies and Related Matters	2013	85	81	84	91	152	110	110	110	178	179	191	104	166			1,475
	2014	137	139	-	-	-	-	-	-	-	-	-	-	276	66.3%	↑	276
Other	2013	4	3	4	3	2	-	3	5	1	5	11	3	7			44
	2014	4	4	-	-	-	-	-	-	-	-	-	-	8	14.3%	↑	8
Other Criminally Related Matters	2013	12	7	14	12	17	9	14	11	9	8	8	6	19			127
	2014	9	9	-	-	-	-	-	-	-	-	-	-	18	-5.3%	↓	18
Probates/Wills and Trusts - Level 1	2013	-	-	-	-	-	-	-	-	-	1	-	-	0			1
	2014	1	-	-	-	-	-	-	-	-	-	-	-	1	0.0%	↔	1
Probates/Wills and Trusts - Level 2	2013	-	2	3	2	7	4	7	1	4	1	1	2	2			34
	2014	1	2	-	-	-	-	-	-	-	-	-	-	3	50.0%	↑	3
Uncontested Divorce	2013	9	16	22	13	20	14	15	20	8	19	11	11	25			178
	2014	20	11	-	-	-	-	-	-	-	-	-	-	31	24.0%	↑	31

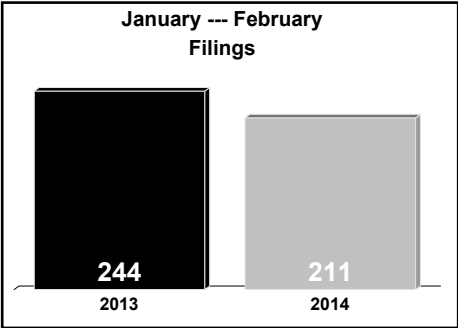
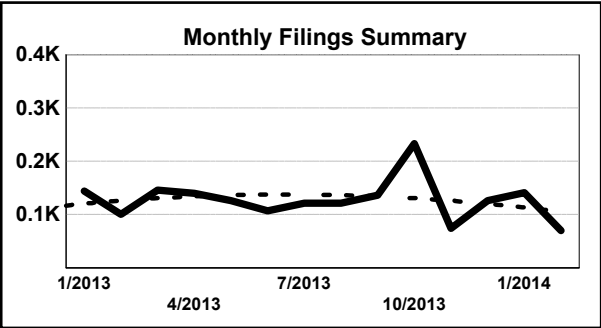
Locale/Circuit: Pulaski 27
Start/End Date: Jan-13 / Feb-14
Type of Case: Filings
AVG. Month: 270
2013 AVG Month: 272
2014 AVG Month: 261
Jan-Feb 2013: 553
Jan-Feb 2014: 521
Filings Trending: Downward ↓



	Jan	Feb	Mar	Apr	May	Jun	Jul	Aug	Sep	Oct	Nov	Dec	Thru Feb	% Change	Trending	Total
2013	243	310	319	270	259	165	374	250	180	435	228	226	553			3,259
2014	309	212	-	-	-	-	-	-	-	-	-	-	521	-5.8%	↓	521

		Jan	Feb	Mar	Apr	May	Jun	Jul	Aug	Sep	Oct	Nov	Dec	Thru Feb	% Change	Trending	Total
Administrative Law	2013	-	-	-	-	1	-	-	-	-	-	2	-	0			3
Contested Divorce	2013	3	5	10	6	5	2	6	2	-	1	6	3	8			49
	2014	3	6	-	-	-	-	-	-	-	-	-	-	9	12.5%	↑	9
Domestic and Family - Level 1	2013	10	21	6	22	2	15	9	9	4	4	10	10	31			122
	2014	8	3	-	-	-	-	-	-	-	-	-	-	11	-64.5%	↓	11
Domestic and Family - Level 2	2013	2	1	3	2	3	1	2	2	1	3	3	4	3			27
	2014	1	-	-	-	-	-	-	-	-	-	-	-	1	-66.7%	↓	1
General Civil - Level 1	2013	1	-	-	2	-	-	-	3	-	1	1	1	1			9
	2014	-	2	-	-	-	-	-	-	-	-	-	-	2	100.0%	↑	2
General Civil - Level 2	2013	3	5	7	8	5	4	2	2	1	7	2	-	8			46
	2014	1	7	-	-	-	-	-	-	-	-	-	-	8	0.0%	↔	8
General Civil - Level 3	2013	4	3	3	4	4	1	3	2	2	13	1	3	7			43
	2014	5	-	-	-	-	-	-	-	-	-	-	-	5	-28.6%	↓	5
Miscellaneous	2013	113	130	104	94	102	67	61	85	63	75	68	58	243			1,020
	2014	104	87	-	-	-	-	-	-	-	-	-	-	191	-21.4%	↓	191
Misdemeanor	2013	36	37	32	32	31	21	31	43	37	54	30	29	73			413
	2014	40	21	-	-	-	-	-	-	-	-	-	-	61	-16.4%	↓	61
Non-Capital Felonies and Related Matters	2013	50	84	118	71	80	36	236	81	48	247	85	105	134			1,241
	2014	123	63	-	-	-	-	-	-	-	-	-	-	186	38.8%	↑	186
Other	2013	5	6	1	3	2	4	2	2	2	1	-	3	11			31
	2014	1	2	-	-	-	-	-	-	-	-	-	-	3	-72.7%	↓	3
Other Criminally Related Matters	2013	5	8	15	10	7	10	12	8	10	15	8	5	13			113
	2014	15	12	-	-	-	-	-	-	-	-	-	-	27	107.7%	↑	27
Probates/Wills and Trusts	2013	-	-	2	-	-	-	-	-	-	-	-	-	0			2
Probates/Wills and Trusts	2013	1	1	1	5	2	1	-	-	2	1	1	-	2			15
Protective Orders	2013	1	-	-	1	2	-	1	2	1	1	1	-	1			10
Uncontested Divorce	2013	9	9	17	10	13	3	9	9	9	12	10	5	18			115
	2014	8	9	-	-	-	-	-	-	-	-	-	-	17	-5.6%	↓	17

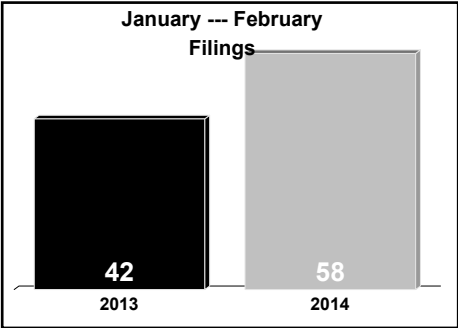
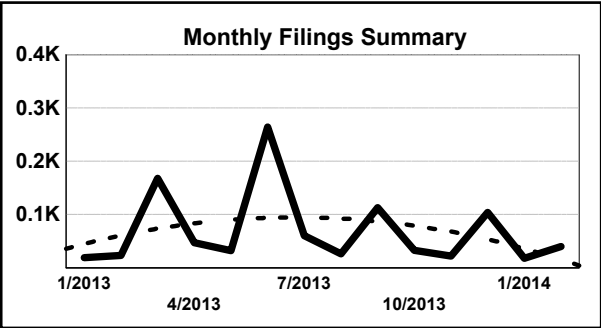
Locale/Circuit: Wythe 27
Start/End Date: Jan-13 / Feb-14
Type of Case: Filings
AVG. Month: 128
2013 AVG Month: 131
2014 AVG Month: 106
Jan-Feb 2013: 244
Jan-Feb 2014: 211
Filings Trending: Downward ↓



	Jan	Feb	Mar	Apr	May	Jun	Jul	Aug	Sep	Oct	Nov	Dec	Thru Feb	% Change	Trending	Total
2013	144	100	146	140	126	107	121	121	136	233	74	126	244			1,574
2014	141	70	-	-	-	-	-	-	-	-	-	-	211	-13.5%	↓	211

		Jan	Feb	Mar	Apr	May	Jun	Jul	Aug	Sep	Oct	Nov	Dec	Thru Feb	% Change	Trending	Total
Administrative Law	2013	-	1	-	1	-	-	-	-	-	-	-	-	1			2
Capital Murder	2013	-	-	-	-	-	-	-	-	-	-	-	2	0			2
Contested Divorce	2013	4	3	2	4	6	6	6	5	4	4	1	3	7			48
	2014	1	7	-	-	-	-	-	-	-	-	-	-	8	14.3%	↑	8
Domestic and Family - Level 1	2013	7	-	7	1	2	8	-	6	11	1	3	7	7			53
	2014	9	3	-	-	-	-	-	-	-	-	-	-	12	71.4%	↑	12
Domestic and Family - Lev	2013	-	2	1	1	4	3	3	2	2	-	1	-	2			19
General Civil - Level 2	2013	5	2	6	5	3	3	7	5	2	6	3	6	7			53
	2014	5	1	-	-	-	-	-	-	-	-	-	-	6	-14.3%	↓	6
General Civil - Level 3	2013	1	-	1	1	-	4	5	2	2	3	5	2	1			26
	2014	1	3	-	-	-	-	-	-	-	-	-	-	4	300.0%	↑	4
Miscellaneous	2013	1	2	4	-	-	3	2	2	2	3	2	4	3			25
	2014	3	2	-	-	-	-	-	-	-	-	-	-	5	66.7%	↑	5
Misdemeanor	2013	23	17	12	12	11	13	13	15	15	22	3	24	40			180
	2014	8	8	-	-	-	-	-	-	-	-	-	-	16	-60.0%	↓	16
Non-Capital Felonies and Related Matters	2013	89	57	94	95	89	59	70	64	81	174	49	63	146			984
	2014	101	38	-	-	-	-	-	-	-	-	-	-	139	-4.8%	↓	139
Other	2013	-	2	2	-	-	-	1	1	-	1	-	-	2			7
	2014	1	-	-	-	-	-	-	-	-	-	-	-	1	-50.0%	↓	1
Other Criminally Related Matters	2013	6	4	6	8	2	2	7	7	6	8	3	6	10			65
	2014	3	-	-	-	-	-	-	-	-	-	-	-	3	-70.0%	↓	3
Probates/Wills and Trusts - Level 1	2013	-	-	-	-	-	-	-	-	-	1	-	1	0			2
	2014	-	1	-	-	-	-	-	-	-	-	-	-	1	0.0%	↔	1
Probates/Wills and Trusts - Level 2	2013	2	1	-	-	-	1	-	2	-	2	-	-	3			8
	2014	2	1	-	-	-	-	-	-	-	-	-	-	3	0.0%	↔	3
Uncontested Divorce	2013	6	9	11	12	9	5	7	10	11	8	4	8	15			100
	2014	7	6	-	-	-	-	-	-	-	-	-	-	13	-13.3%	↓	13

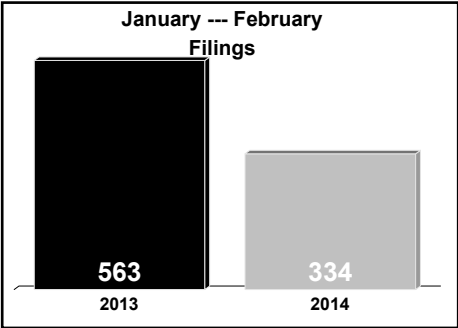
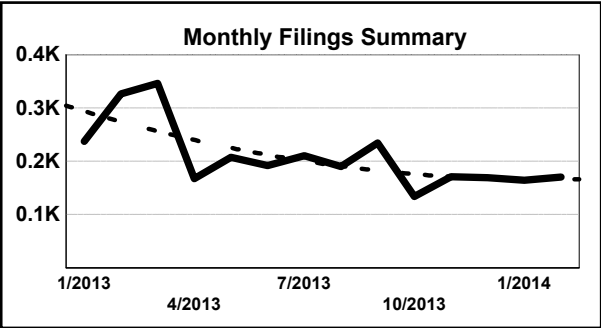
Locale/Circuit: Radford 27
Start/End Date: Jan-13 / Feb-14
Type of Case: Filings
AVG. Month: 69
2013 AVG Month: 76
2014 AVG Month: 29
Jan-Feb 2013: 42
Jan-Feb 2014: 58
Filings Trending: Upward ↑



	Jan	Feb	Mar	Apr	May	Jun	Jul	Aug	Sep	Oct	Nov	Dec	Thru Feb	% Change	Trending	Total
2013	19	23	168	47	32	264	60	26	113	33	22	104	42			911
2014	18	40	-	-	-	-	-	-	-	-	-	-	58	38.1%	↑	58

		Jan	Feb	Mar	Apr	May	Jun	Jul	Aug	Sep	Oct	Nov	Dec	Thru Feb	% Change	Trending	Total
Administrative Law	2013	1	-	-	-	-	-	-	-	-	-	-	-	1			1
Contested Divorce	2013	-	-	1	2	1	1	-	-	2	2	-	1	0			10
	2014	1	2	-	-	-	-	-	-	-	-	-	-	3	0.0%	↔	3
Domestic and Family - Lev	2013	3	-	1	-	-	-	2	1	1	1	1	4	3			14
Domestic and Family - Lev	2013	2	1	1	-	-	-	-	-	1	1	-	1	3			7
General Civil - Level 2	2013	-	-	-	2	-	2	2	1	1	3	-	1	0			12
General Civil - Level 3	2013	2	-	2	3	-	2	1	1	1	-	1	1	2			14
Miscellaneous	2013	4	5	3	9	2	6	2	6	1	6	2	1	9			47
	2014	5	6	-	-	-	-	-	-	-	-	-	-	11	22.2%	↑	11
Misdemeanor	2013	-	2	40	8	6	31	24	4	16	6	6	23	2			166
	2014	1	7	-	-	-	-	-	-	-	-	-	-	8	300.0%	↑	8
Non-Capital Felonies and Related Matters	2013	7	11	115	16	19	216	25	10	87	9	8	71	18			594
	2014	9	17	-	-	-	-	-	-	-	-	-	-	26	44.4%	↑	26
Other	2013	-	-	1	1	-	-	-	1	-	-	-	-	0			3
	2014	-	1	-	-	-	-	-	-	-	-	-	-	1	0.0%	↔	1
Other Criminally Related Matters	2013	-	-	-	6	3	2	3	1	1	1	2	-	0			19
	2014	2	3	-	-	-	-	-	-	-	-	-	-	5	0.0%	↔	5
Probates/Wills and Trusts	2013	-	-	2	-	-	2	-	-	-	-	-	-	0			4
Protective Orders	2013	-	1	-	-	-	-	-	-	-	-	-	-	1			1
Uncontested Divorce	2013	-	3	2	-	1	2	1	1	2	4	2	1	3			19
	2014	-	4	-	-	-	-	-	-	-	-	-	-	4	33.3%	↑	4

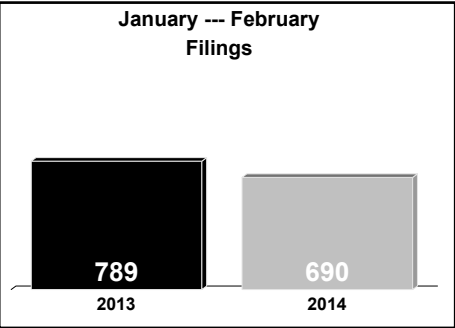
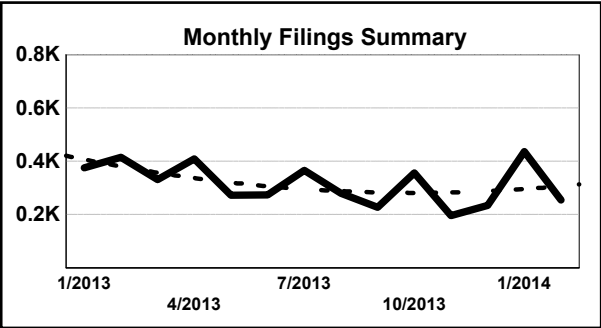
Locale/Circuit: Smyth 28
Start/End Date: Jan-13 / Feb-14
Type of Case: Filings
AVG. Month: 208
2013 AVG Month: 215
2014 AVG Month: 167
Jan-Feb 2013: 563
Jan-Feb 2014: 334
Filings Trending: Downward ↓



	Jan	Feb	Mar	Apr	May	Jun	Jul	Aug	Sep	Oct	Nov	Dec	Thru Feb	% Change	Trending	Total
2013	237	326	346	167	207	192	210	190	234	134	171	169	563			2,583
2014	164	170	-	-	-	-	-	-	-	-	-	-	334	-40.7%	↓	334

		Jan	Feb	Mar	Apr	May	Jun	Jul	Aug	Sep	Oct	Nov	Dec	Thru Feb	% Change	Trending	Total
Administrative Law	2013	-	-	-	-	-	-	-	-	-	1	3	-	0			4
	2014	1	-	-	-	-	-	-	-	-	-	-	-	1	0.0%	↔	1
Contested Divorce	2013	4	7	2	6	5	3	6	4	6	4	6	3	11			56
	2014	1	5	-	-	-	-	-	-	-	-	-	-	6	-45.5%	↓	6
Domestic and Family - Level 1	2013	5	-	2	3	3	2	1	10	1	-	-	-	5			27
	2014	1	2	-	-	-	-	-	-	-	-	-	-	3	-40.0%	↓	3
Domestic and Family - Level 2	2013	3	3	5	3	7	4	6	3	5	3	4	3	6			49
	2014	3	2	-	-	-	-	-	-	-	-	-	-	5	-16.7%	↓	5
General Civil - Level 1	2013	-	-	-	1	1	-	-	-	-	-	-	-	0			2
	2013	-	4	6	-	3	5	13	8	4	7	6	5	4			61
General Civil - Level 2	2013	-	4	6	-	3	5	13	8	4	7	6	5	4			61
	2014	6	3	-	-	-	-	-	-	-	-	-	-	9	125.0%	↑	9
General Civil - Level 3	2013	7	-	1	4	1	5	5	5	6	2	3	4	7			43
	2014	5	4	-	-	-	-	-	-	-	-	-	-	9	28.6%	↑	9
Miscellaneous	2013	158	190	125	90	54	33	48	42	44	60	54	54	348			952
	2014	73	91	-	-	-	-	-	-	-	-	-	-	164	-52.9%	↓	164
Misdemeanor	2013	18	8	24	4	14	15	4	28	21	2	9	8	26			155
	2014	11	7	-	-	-	-	-	-	-	-	-	-	18	-30.8%	↓	18
Non-Capital Felonies and Related Matters	2013	28	98	157	40	92	114	108	60	126	48	73	79	126			1,023
	2014	45	45	-	-	-	-	-	-	-	-	-	-	90	-28.6%	↓	90
Other	2013	1	1	2	2	3	2	4	2	-	2	1	5	2			25
	2014	3	-	-	-	-	-	-	-	-	-	-	-	3	50.0%	↑	3
Other Criminally Related Matters	2013	2	5	8	2	8	-	1	15	8	-	5	2	7			56
	2014	3	3	-	-	-	-	-	-	-	-	-	-	6	-14.3%	↓	6
Probates/Wills and Trusts - Level 2	2013	1	2	2	1	4	2	2	1	2	2	2	-	3			21
	2014	1	2	-	-	-	-	-	-	-	-	-	-	3	0.0%	↔	3
Uncontested Divorce	2013	10	8	12	11	12	7	12	12	11	3	5	6	18			109
	2014	11	6	-	-	-	-	-	-	-	-	-	-	17	-5.6%	↓	17

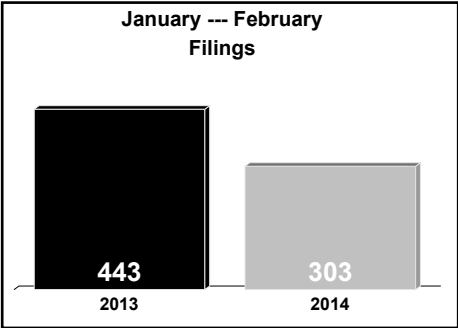
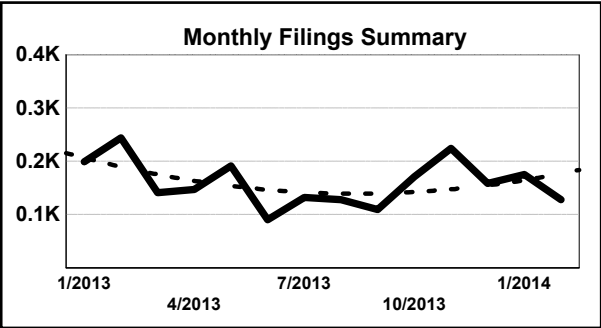
Locale/Circuit: Washington 28
Start/End Date: Jan-13 / Feb-14
Type of Case: Filings
AVG. Month: 316
2013 AVG Month: 311
2014 AVG Month: 345
Jan-Feb 2013: 789
Jan-Feb 2014: 690
Filings Trending: Downward ↓



	Jan	<u>Feb</u>	Mar	Apr	May	Jun	Jul	Aug	Sep	Oct	Nov	Dec	Thru Feb	% Change	Trending	<u>Total</u>
2013	375	414	331	409	272	273	365	280	227	356	196	234	789			3,732
2014	436	254	-	-	-	-	-	-	-	-	-	-	690	-12.5%	↓	690

		Jan	<u>Feb</u>	Mar	Apr	May	Jun	Jul	Aug	Sep	Oct	Nov	Dec	Thru Feb	% Change	Trending	<u>Total</u>
Administrative Law	2013	1	1	2	-	1	-	-	-	-	1	-	-	2			6
	2014	-	1	-	-	-	-	-	-	-	-	-	-	1	-50.0%	↓	1
Contested Divorce	2013	6	10	9	5	6	7	6	8	7	4	7	3	16			78
	2014	7	10	-	-	-	-	-	-	-	-	-	-	17	6.3%	↑	17
Domestic and Family - Level 1	2013	3	-	5	9	5	-	-	2	2	6	2	-	3			34
	2014	2	1	-	-	-	-	-	-	-	-	-	-	3	0.0%	↔	3
Domestic and Family - Level 2	2013	3	2	4	2	5	1	2	2	3	2	6	-	5			32
	2014	2	1	-	-	-	-	-	-	-	-	-	-	3	-40.0%	↓	3
General Civil - Level 1	2013	1	2	1	2	1	1	-	-	1	-	-	-	3			9
General Civil - Level 2	2013	8	8	5	10	7	4	18	4	4	12	4	5	16			89
	2014	3	5	-	-	-	-	-	-	-	-	-	-	8	-50.0%	↓	8
General Civil - Level 3	2013	6	3	4	8	5	2	4	3	6	1	1	4	9			47
	2014	2	3	-	-	-	-	-	-	-	-	-	-	5	-44.4%	↓	5
Miscellaneous	2013	219	256	193	195	124	108	111	116	90	132	97	135	475			1,776
	2014	193	174	-	-	-	-	-	-	-	-	-	-	367	-22.7%	↓	367
Misdemeanor	2013	11	9	12	33	12	21	24	14	15	29	11	4	20			195
	2014	33	4	-	-	-	-	-	-	-	-	-	-	37	85.0%	↑	37
Non-Capital Felonies and Related Matters	2013	99	85	74	110	89	81	165	109	66	135	50	69	184			1,132
	2014	150	36	-	-	-	-	-	-	-	-	-	-	186	1.1%	↑	186
Other	2013	-	4	2	2	1	1	5	3	2	2	6	2	4			30
	2014	1	2	-	-	-	-	-	-	-	-	-	-	3	-25.0%	↓	3
Other Criminally Related Matters	2013	7	18	5	14	1	31	11	3	15	17	3	2	25			127
	2014	29	-	-	-	-	-	-	-	-	-	-	-	29	16.0%	↑	29
Probates/Wills and Trusts	2013	-	-	1	-	-	-	-	-	-	-	-	-	0			1
Probates/Wills and Trusts	2013	-	-	-	-	-	1	-	2	2	2	-	1	0			8
Protective Orders	2013	-	-	-	-	1	-	-	-	-	-	-	1	0			2
Uncontested Divorce	2013	11	16	14	19	14	15	19	14	14	13	9	8	27			166
	2014	14	17	-	-	-	-	-	-	-	-	-	-	31	14.8%	↑	31

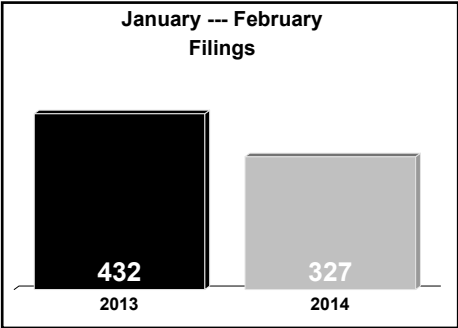
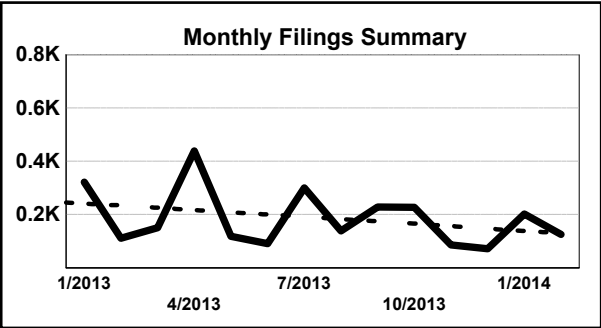
Locale/Circuit: Bristol 28
Start/End Date: Jan-13 / Feb-14
Type of Case: Filings
AVG. Month: 160
2013 AVG Month: 161
2014 AVG Month: 152
Jan-Feb 2013: 443
Jan-Feb 2014: 303
Filings Trending: Downward ↓



	Jan	Feb	Mar	Apr	May	Jun	Jul	Aug	Sep	Oct	Nov	Dec	Thru Feb	% Change	Trending	Total
2013	199	244	141	147	191	90	132	128	109	171	224	158	443			1,934
2014	175	128	-	-	-	-	-	-	-	-	-	-	303	-31.6%	↓	303

		Jan	Feb	Mar	Apr	May	Jun	Jul	Aug	Sep	Oct	Nov	Dec	Thru Feb	% Change	Trending	Total
Administrative Law	2013	1	-	-	-	-	-	-	-	-	-	-	-	1			1
Contested Divorce	2013	2	-	1	3	1	-	1	4	4	3	2	2	2			23
	2014	2	2	-	-	-	-	-	-	-	-	-	-	4	100.0%	↑	4
Domestic and Family - Level 1	2013	11	2	2	12	-	-	2	1	3	1	2	6	13			42
	2014	1	-	-	-	-	-	-	-	-	-	-	-	1	-92.3%	↓	1
Domestic and Family - Level 2	2013	1	-	-	2	-	7	-	1	-	3	-	5	1			19
	2014	-	1	-	-	-	-	-	-	-	-	-	-	1	0.0%	↔	1
General Civil - Level 1	2013	1	1	-	-	-	1	-	-	-	-	-	-	2			3
General Civil - Level 2	2013	4	1	2	3	2	2	2	3	1	1	6	5	5			32
	2014	3	3	-	-	-	-	-	-	-	-	-	-	6	20.0%	↑	6
General Civil - Level 3	2013	3	-	1	1	1	1	2	-	2	6	2	4	3			23
	2014	3	2	-	-	-	-	-	-	-	-	-	-	5	66.7%	↑	5
Miscellaneous	2013	71	70	57	53	26	40	38	26	24	36	39	33	141			513
	2014	53	53	-	-	-	-	-	-	-	-	-	-	106	-24.8%	↓	106
Misdemeanor	2013	14	21	13	12	15	9	10	18	7	20	14	9	35			162
	2014	16	5	-	-	-	-	-	-	-	-	-	-	21	-40.0%	↓	21
Non-Capital Felonies and Related Matters	2013	83	142	55	46	133	24	56	68	58	96	151	87	225			999
	2014	83	55	-	-	-	-	-	-	-	-	-	-	138	-38.7%	↓	138
Other	2013	2	2	2	3	3	1	2	-	1	-	-	1	4			17
	2014	2	3	-	-	-	-	-	-	-	-	-	-	5	25.0%	↑	5
Other Criminally Related Matters	2013	-	1	1	5	4	2	12	2	4	-	3	2	1			36
	2014	9	3	-	-	-	-	-	-	-	-	-	-	12	1,100.0%	↑	12
Probates/Wills and Trusts	2013	-	-	-	-	-	-	1	-	-	-	-	-	0			1
Probates/Wills and Trusts	2013	-	1	-	-	-	-	-	-	-	-	1	-	1			2
Protective Orders	2013	-	-	-	-	1	-	-	-	-	-	-	-	0			1
Uncontested Divorce	2013	6	3	7	7	5	3	6	5	5	5	4	4	9			60
	2014	3	1	-	-	-	-	-	-	-	-	-	-	4	-55.6%	↓	4

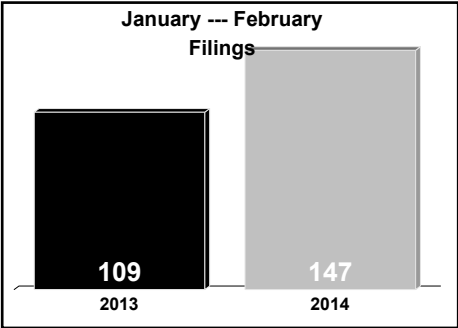
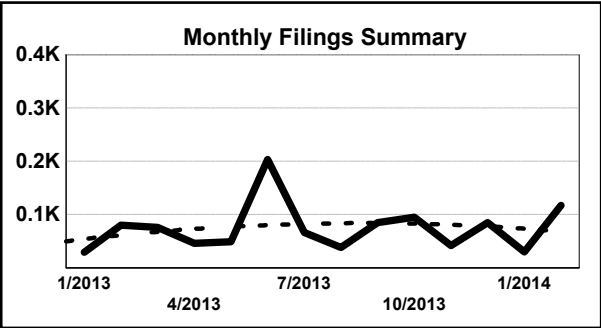
Locale/Circuit: Buchanan 29
Start/End Date: Jan-13 / Feb-14
Type of Case: Filings
AVG. Month: 186
2013 AVG Month: 190
2014 AVG Month: 164
Jan-Feb 2013: 432
Jan-Feb 2014: 327
Filings Trending: Downward ↓



	Jan	Feb	Mar	Apr	May	Jun	Jul	Aug	Sep	Oct	Nov	Dec	Thru Feb	% Change	Trending	Total
2013	321	111	150	438	118	91	300	138	228	227	86	71	432			2,279
2014	202	125	-	-	-	-	-	-	-	-	-	-	327	-24.3%	↓	327

		Jan	Feb	Mar	Apr	May	Jun	Jul	Aug	Sep	Oct	Nov	Dec	Thru Feb	% Change	Trending	Total
Administrative Law	2013	-	2	-	1	-	-	1	-	-	-	-	-	2			4
Contested Divorce	2013	1	3	3	1	2	2	4	3	5	5	2	1	4			32
	2014	1	2	-	-	-	-	-	-	-	-	-	-	3	-25.0%	↓	3
Domestic and Family - Level 1	2013	-	-	3	2	-	1	-	-	-	8	-	-	0			14
	2014	2	2	-	-	-	-	-	-	-	-	-	-	4	0.0%	↔	4
Domestic and Family - Level 2	2013	-	-	2	2	4	1	2	2	3	2	3	-	0			21
	2014	1	2	-	-	-	-	-	-	-	-	-	-	3	0.0%	↔	3
General Civil - Level 1	2013	-	-	-	-	1	-	-	-	1	1	-	-	0			3
General Civil - Level 2	2013	2	4	4	13	17	9	5	5	6	3	3	2	6			73
	2014	2	3	-	-	-	-	-	-	-	-	-	-	5	-16.7%	↓	5
General Civil - Level 3	2013	1	-	2	4	4	1	3	2	1	3	-	3	1			24
	2014	5	1	-	-	-	-	-	-	-	-	-	-	6	500.0%	↑	6
Miscellaneous	2013	76	54	72	51	42	35	47	60	49	68	40	42	130			636
	2014	63	70	-	-	-	-	-	-	-	-	-	-	133	2.3%	↑	133
Misdemeanor	2013	30	5	17	21	13	12	32	17	30	21	8	9	35			215
	2014	16	10	-	-	-	-	-	-	-	-	-	-	26	-25.7%	↓	26
Non-Capital Felonies and Related Matters	2013	198	29	36	329	20	15	188	38	120	106	22	6	227			1,107
	2014	93	28	-	-	-	-	-	-	-	-	-	-	121	-46.7%	↓	121
Other	2013	5	3	4	9	9	4	6	3	3	1	3	2	8			52
	2014	8	1	-	-	-	-	-	-	-	-	-	-	9	12.5%	↑	9
Other Criminally Related Matters	2013	1	2	1	2	-	1	5	4	3	2	2	-	3			23
	2014	-	1	-	-	-	-	-	-	-	-	-	-	1	-66.7%	↓	1
Probates/Wills and Trusts - Level 2	2013	2	2	1	-	1	1	-	1	-	2	-	1	4			11
	2014	1	1	-	-	-	-	-	-	-	-	-	-	2	-50.0%	↓	2
Protective Orders	2013	-	-	-	-	2	-	2	-	1	-	-	-	0			5
Uncontested Divorce	2013	5	7	5	3	3	9	5	3	6	5	3	5	12			59
	2014	10	4	-	-	-	-	-	-	-	-	-	-	14	16.7%	↑	14

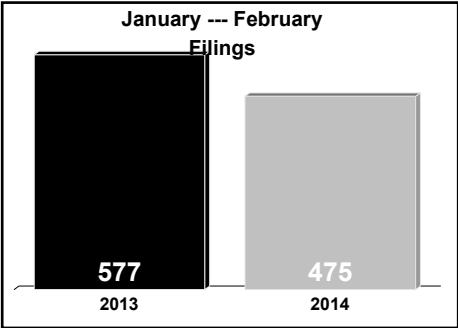
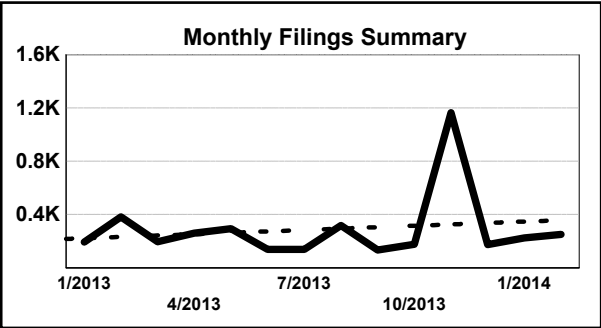
Locale/Circuit: Dickenson 29
Start/End Date: Jan-13 / Feb-14
Type of Case: Filings
AVG. Month: 74
2013 AVG Month: 75
2014 AVG Month: 74
Jan-Feb 2013: 109
Jan-Feb 2014: 147
Filings Trending: Upward ↑



	Jan	Feb	Mar	Apr	May	Jun	Jul	Aug	Sep	Oct	Nov	Dec	Thru Feb	% Change	Trending	Total
2013	29	80	76	46	49	203	66	38	85	95	42	85	109			894
2014	30	117	-	-	-	-	-	-	-	-	-	-	147	34.9%	↑	147

		Jan	Feb	Mar	Apr	May	Jun	Jul	Aug	Sep	Oct	Nov	Dec	Thru Feb	% Change	Trending	Total
Administrative Law	2013	-	1	1	-	-	2	-	-	-	-	-	-	1			4
Contested Divorce	2013	2	1	5	2	-	2	1	3	2	2	1	1	3			22
	2014	3	1	-	-	-	-	-	-	-	-	-	-	4	33.3%	↑	4
Domestic and Family - Level 1	2013	1	-	-	2	1	-	5	6	15	3	10	-	1			43
	2014	6	-	-	-	-	-	-	-	-	-	-	-	6	500.0%	↑	6
Domestic and Family - Level 2	2013	1	-	1	2	2	-	-	-	-	1	3	1	1			11
	2014	-	6	-	-	-	-	-	-	-	-	-	-	6	500.0%	↑	6
General Civil - Level 1	2013	-	2	-	-	-	-	-	-	-	-	-	-	2			2
General Civil - Level 2	2013	2	-	2	2	2	4	1	7	-	2	6	2	2			30
	2014	3	1	-	-	-	-	-	-	-	-	-	-	4	100.0%	↑	4
General Civil - Level 3	2013	3	-	-	1	-	2	1	1	1	1	1	1	3			12
	2014	1	4	-	-	-	-	-	-	-	-	-	-	5	66.7%	↑	5
Miscellaneous	2013	3	4	3	12	4	1	7	2	4	3	4	4	7			51
	2014	1	5	-	-	-	-	-	-	-	-	-	-	6	-14.3%	↓	6
Misdemeanor	2013	1	5	13	5	6	4	5	2	15	5	3	7	6			71
	2014	2	14	-	-	-	-	-	-	-	-	-	-	16	166.7%	↑	16
Non-Capital Felonies and Related Matters	2013	11	62	43	16	27	184	41	13	40	73	13	66	73			589
	2014	9	82	-	-	-	-	-	-	-	-	-	-	91	24.7%	↑	91
Other	2013	2	-	-	1	2	2	1	-	-	-	1	-	2			9
Other Criminally Related M	2013	-	-	1	1	-	-	1	-	1	-	-	-	0			4
Probates/Wills and Trusts - Level 2	2013	1	-	-	-	-	-	1	1	2	-	-	-	1			5
	2014	-	1	-	-	-	-	-	-	-	-	-	-	1	0.0%	↔	1
Uncontested Divorce	2013	2	5	7	2	5	2	2	3	5	5	-	3	7			41
	2014	5	3	-	-	-	-	-	-	-	-	-	-	8	14.3%	↑	8

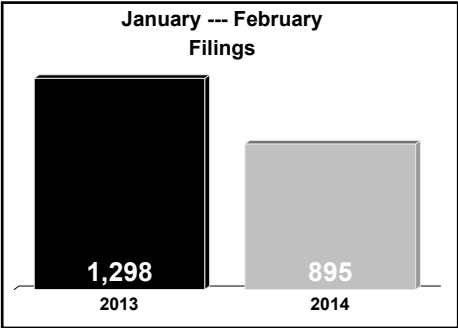
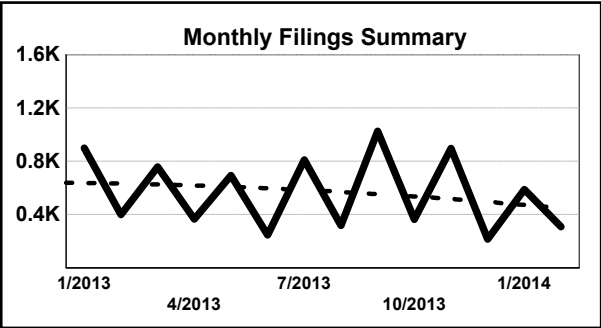
Locale/Circuit: Russell 29
Start/End Date: Jan-13 / Feb-14
Type of Case: Filings
AVG. Month: 289
2013 AVG Month: 297
2014 AVG Month: 238
Jan-Feb 2013: 577
Jan-Feb 2014: 475
Filings Trending: Downward ↓



	Jan	Feb	Mar	Apr	May	Jun	Jul	Aug	Sep	Oct	Nov	Dec	Thru Feb	% Change	Trending	Total
2013	194	383	196	259	293	137	138	317	134	177	1,165	175	577			3,568
2014	224	251	-	-	-	-	-	-	-	-	-	-	475	-17.7%	↓	475

		Jan	Feb	Mar	Apr	May	Jun	Jul	Aug	Sep	Oct	Nov	Dec	Thru Feb	% Change	Trending	Total
Administrative Law	2013	-	-	-	-	-	-	1	2	-	-	-	1	0			4
Contested Divorce	2013	6	6	7	3	9	5	2	4	6	8	3	3	12			62
	2014	3	2	-	-	-	-	-	-	-	-	-	-	5	-58.3%	↓	5
Domestic and Family - Level 1	2013	3	1	7	5	-	4	3	4	6	4	2	2	4			41
	2014	15	3	-	-	-	-	-	-	-	-	-	-	18	350.0%	↑	18
Domestic and Family - Level 2	2013	2	-	1	3	2	4	3	4	1	3	5	2	2			30
	2014	2	5	-	-	-	-	-	-	-	-	-	-	7	250.0%	↑	7
General Civil - Level 1	2013	-	1	-	-	-	1	-	-	1	-	-	-	1			3
General Civil - Level 2	2013	3	2	7	7	7	5	7	4	3	10	3	5	5			63
	2014	8	2	-	-	-	-	-	-	-	-	-	-	10	100.0%	↑	10
General Civil - Level 3	2013	3	2	-	3	2	5	5	2	1	4	-	1	5			28
	2014	3	1	-	-	-	-	-	-	-	-	-	-	4	-20.0%	↓	4
Miscellaneous	2013	84	117	85	86	50	46	42	49	34	57	59	51	201			760
	2014	86	87	-	-	-	-	-	-	-	-	-	-	173	-13.9%	↓	173
Misdemeanor	2013	5	64	19	10	28	3	7	32	15	13	40	27	69			263
	2014	24	37	-	-	-	-	-	-	-	-	-	-	61	-11.6%	↓	61
Non-Capital Felonies and Related Matters	2013	69	164	51	125	180	57	50	202	51	58	1,043	69	233			2,119
	2014	69	99	-	-	-	-	-	-	-	-	-	-	168	-27.9%	↓	168
Other	2013	6	8	1	6	4	1	1	2	2	3	2	3	14			39
	2014	3	6	-	-	-	-	-	-	-	-	-	-	9	-35.7%	↓	9
Other Criminally Related M	2013	-	2	4	6	3	-	6	6	2	1	3	2	2			35
Probates/Wills and Trusts - Level 2	2013	1	2	1	1	2	1	2	-	-	-	-	-	3			10
	2014	1	-	-	-	-	-	-	-	-	-	-	-	1	-66.7%	↓	1
Uncontested Divorce	2013	12	14	13	4	6	5	9	6	12	16	5	9	26			111
	2014	10	9	-	-	-	-	-	-	-	-	-	-	19	-26.9%	↓	19

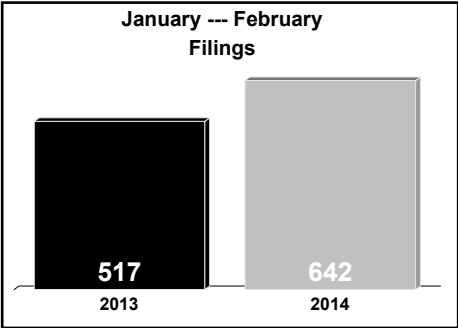
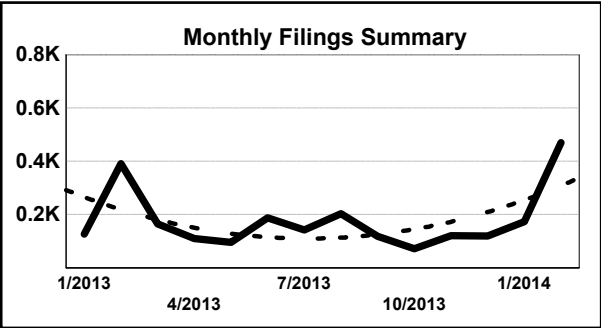
Locale/Circuit: Tazewell 29
Start/End Date: Jan-13 / Feb-14
Type of Case: Filings
AVG. Month: 563
2013 AVG Month: 582
2014 AVG Month: 448
Jan-Feb 2013: 1,298
Jan-Feb 2014: 895
Filings Trending: Downward ↓



	Jan	Feb	Mar	Apr	May	Jun	Jul	Aug	Sep	Oct	Nov	Dec	Thru Feb	% Change	Trending	Total
2013	899	399	757	365	694	246	809	318	1,024	363	897	214	1,298			6,985
2014	588	307	-	-	-	-	-	-	-	-	-	-	895	-31.0%	↓	895

		Jan	Feb	Mar	Apr	May	Jun	Jul	Aug	Sep	Oct	Nov	Dec	Thru Feb	% Change	Trending	Total
Administrative Law	2013	2	-	2	1	-	1	-	1	-	1	-	2	2			10
Capital Murder	2013	-	-	-	-	-	-	-	-	-	3	2	-	0			5
Contested Divorce	2013	4	5	7	9	11	10	6	9	4	4	7	3	9			79
	2014	3	12	-	-	-	-	-	-	-	-	-	-	15	66.7%	↑	15
Domestic and Family - Level 1	2013	-	-	10	4	3	-	1	3	3	5	5	2	0			36
	2014	2	1	-	-	-	-	-	-	-	-	-	-	3	0.0%	↔	3
Domestic and Family - Level 2	2013	2	2	2	5	-	1	3	5	1	3	1	2	4			27
	2014	1	1	-	-	-	-	-	-	-	-	-	-	2	-50.0%	↓	2
General Civil - Level 1	2013	-	-	-	1	2	-	1	2	-	1	1	-	0			8
	2014	1	-	-	-	-	-	-	-	-	-	-	-	1	0.0%	↔	1
General Civil - Level 2	2013	10	5	11	4	11	7	9	8	4	3	6	3	15			81
	2014	2	10	-	-	-	-	-	-	-	-	-	-	12	-20.0%	↓	12
General Civil - Level 3	2013	3	-	5	5	3	1	3	5	3	7	1	3	3			39
	2014	3	1	-	-	-	-	-	-	-	-	-	-	4	33.3%	↑	4
Miscellaneous	2013	155	189	187	132	92	85	75	85	72	84	78	90	344			1,324
	2014	104	148	-	-	-	-	-	-	-	-	-	-	252	-26.7%	↓	252
Misdemeanor	2013	97	30	119	54	94	27	143	31	187	38	288	20	127			1,128
	2014	82	29	-	-	-	-	-	-	-	-	-	-	111	-12.6%	↓	111
Non-Capital Felonies and Related Matters	2013	591	141	393	110	446	92	533	140	723	191	471	71	732			3,902
	2014	361	80	-	-	-	-	-	-	-	-	-	-	441	-39.8%	↓	441
Other	2013	3	7	-	8	6	7	5	5	8	7	1	3	10			60
	2014	-	3	-	-	-	-	-	-	-	-	-	-	3	-70.0%	↓	3
Other Criminally Related Matters	2013	9	1	3	5	6	1	10	3	3	1	12	4	10			58
	2014	8	2	-	-	-	-	-	-	-	-	-	-	10	0.0%	↔	10
Probates/Wills and Trusts	2013	-	-	-	-	-	1	-	-	-	-	-	-	0			1
Probates/Wills and Trusts - Level 2	2013	7	5	2	2	-	2	4	3	1	6	3	2	12			37
	2014	4	3	-	-	-	-	-	-	-	-	-	-	7	-41.7%	↓	7
Uncontested Divorce	2013	16	14	16	25	20	11	16	18	15	9	21	9	30			190
	2014	17	17	-	-	-	-	-	-	-	-	-	-	34	13.3%	↑	34

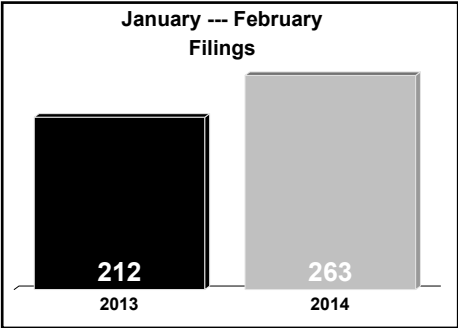
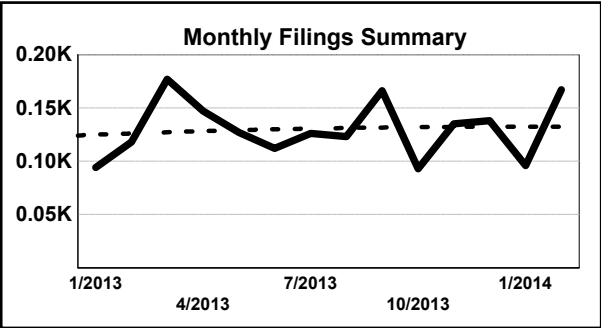
Locale/Circuit: Lee 30
Start/End Date: Jan-13 / Feb-14
Type of Case: Filings
AVG. Month: 178
2013 AVG Month: 154
2014 AVG Month: 321
Jan-Feb 2013: 517
Jan-Feb 2014: 642
Filings Trending: Upward ↑



	Jan	Feb	Mar	Apr	May	Jun	Jul	Aug	Sep	Oct	Nov	Dec	Thru Feb	% Change	Trending	Total
2013	126	391	165	110	95	187	142	203	118	71	121	119	517			1,848
2014	173	469	-	-	-	-	-	-	-	-	-	-	642	24.2%	↑	642

		Jan	Feb	Mar	Apr	May	Jun	Jul	Aug	Sep	Oct	Nov	Dec	Thru Feb	% Change	Trending	Total
Administrative Law	2013	-	1	-	-	-	-	-	-	-	-	-	-	1			1
Contested Divorce	2013	1	10	4	2	6	4	1	-	6	5	2	2	11			43
	2014	2	2	-	-	-	-	-	-	-	-	-	-	4	-63.6%	↓	4
Domestic and Family - Level 1	2013	1	1	-	-	-	-	5	-	-	-	3	-	2			10
	2014	5	4	-	-	-	-	-	-	-	-	-	-	9	350.0%	↑	9
Domestic and Family - Level 2	2013	-	-	-	2	2	-	2	2	2	-	3	3	0			16
	2014	-	4	-	-	-	-	-	-	-	-	-	-	4	0.0%	↔	4
General Civil - Level 1	2013	-	-	-	1	-	-	-	-	-	-	-	1	0			2
General Civil - Level 2	2013	2	4	5	6	9	3	2	4	7	1	4	4	6			51
	2014	1	4	-	-	-	-	-	-	-	-	-	-	5	-16.7%	↓	5
General Civil - Level 3	2013	2	-	3	2	3	1	-	-	-	6	5	2	2			24
	2014	5	-	-	-	-	-	-	-	-	-	-	-	5	150.0%	↑	5
Miscellaneous	2013	4	-	-	3	1	8	6	1	2	6	9	3	4			43
	2014	4	7	-	-	-	-	-	-	-	-	-	-	11	175.0%	↑	11
Misdemeanor	2013	34	202	53	25	31	43	27	35	23	24	13	16	236			526
	2014	30	320	-	-	-	-	-	-	-	-	-	-	350	48.3%	↑	350
Non-Capital Felonies and Related Matters	2013	63	157	79	51	36	122	80	153	63	18	62	77	220			961
	2014	104	104	-	-	-	-	-	-	-	-	-	-	208	-5.5%	↓	208
Other	2013	-	3	-	1	-	-	2	1	-	1	-	-	3			8
	2014	1	4	-	-	-	-	-	-	-	-	-	-	5	66.7%	↑	5
Other Criminally Related Matters	2013	4	1	8	5	4	1	4	2	6	3	9	8	5			55
	2014	10	9	-	-	-	-	-	-	-	-	-	-	19	280.0%	↑	19
Probates/Wills and Trusts	2013	-	-	-	1	-	-	-	-	-	-	-	-	0			1
Probates/Wills and Trusts - Level 2	2013	8	-	4	1	1	1	2	1	3	-	5	-	8			26
	2014	4	2	-	-	-	-	-	-	-	-	-	-	6	-25.0%	↓	6
Uncontested Divorce	2013	7	12	9	10	2	4	11	4	6	7	6	3	19			81
	2014	7	9	-	-	-	-	-	-	-	-	-	-	16	-15.8%	↓	16

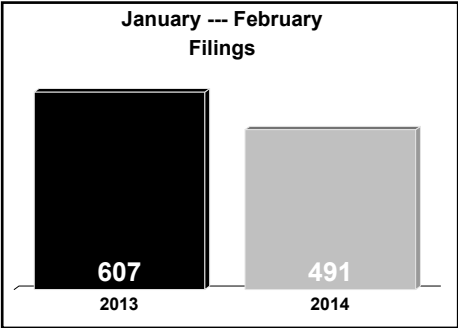
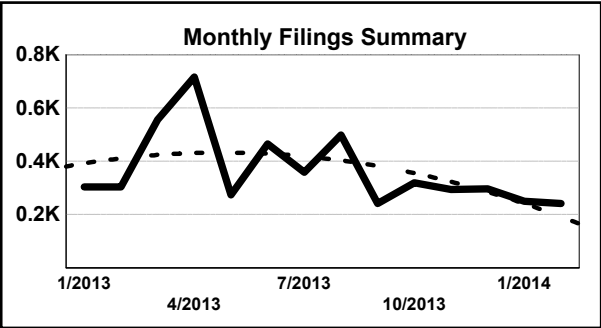
Locale/Circuit: Scott 30
Start/End Date: Jan-13 / Feb-14
Type of Case: Filings
AVG. Month: 130
2013 AVG Month: 130
2014 AVG Month: 132
Jan-Feb 2013: 212
Jan-Feb 2014: 263
Filings Trending: Upward ↑



	Jan	Feb	Mar	Apr	May	Jun	Jul	Aug	Sep	Oct	Nov	Dec	Thru Feb	% Change	Trending	Total
2013	94	118	177	147	127	112	126	123	166	93	135	138	212			1,556
2014	96	167	-	-	-	-	-	-	-	-	-	-	263	24.1%	↑	263

		Jan	Feb	Mar	Apr	May	Jun	Jul	Aug	Sep	Oct	Nov	Dec	Thru Feb	% Change	Trending	Total
Administrative Law	2013	-	-	-	-	-	-	-	-	1	-	-	1	0			2
Capital Murder	2013	-	-	-	-	-	-	-	-	1	-	-	-	0			1
Contested Divorce	2013	2	9	3	2	4	2	1	2	9	3	3	2	11			42
	2014	2	6	-	-	-	-	-	-	-	-	-	-	8	-27.3%	↓	8
Domestic and Family - Level 1	2013	1	-	-	-	3	3	2	1	2	1	2	2	1			17
	2014	2	-	-	-	-	-	-	-	-	-	-	-	2	100.0%	↑	2
Domestic and Family - Level 2	2013	5	-	2	1	2	2	-	2	-	1	1	-	5			16
	2014	1	-	-	-	-	-	-	-	-	-	-	-	1	-80.0%	↓	1
General Civil - Level 1	2013	-	-	-	-	-	-	-	-	-	2	-	-	0			2
General Civil - Level 2	2013	3	2	6	1	5	3	-	2	3	4	5	7	5			41
	2014	8	3	-	-	-	-	-	-	-	-	-	-	11	120.0%	↑	11
General Civil - Level 3	2013	2	1	3	-	-	2	3	2	3	3	1	1	3			21
Miscellaneous	2013	3	3	4	2	3	4	7	1	6	1	5	8	6			47
	2014	2	12	-	-	-	-	-	-	-	-	-	-	14	133.3%	↑	14
Misdemeanor	2013	22	21	69	25	39	34	48	37	45	33	31	39	43			443
	2014	31	28	-	-	-	-	-	-	-	-	-	-	59	37.2%	↑	59
Non-Capital Felonies and Related Matters	2013	37	73	60	108	46	48	46	54	75	19	74	57	110			697
	2014	43	107	-	-	-	-	-	-	-	-	-	-	150	36.4%	↑	150
Other	2013	1	1	2	-	1	-	1	-	1	2	3	1	2			13
	2014	1	1	-	-	-	-	-	-	-	-	-	-	2	0.0%	↔	2
Other Criminally Related Matters	2013	7	-	18	1	9	5	6	13	8	9	4	11	7			91
	2014	2	1	-	-	-	-	-	-	-	-	-	-	3	-57.1%	↓	3
Probates/Wills and Trusts - Level 1	2013	-	-	1	-	-	-	-	1	-	-	1	-	0			3
	2014	-	1	-	-	-	-	-	-	-	-	-	-	1	0.0%	↔	1
Probates/Wills and Trusts	2013	3	-	-	-	3	3	1	2	2	8	-	1	3			23
Uncontested Divorce	2013	8	8	9	7	12	6	11	6	10	7	5	8	16			97
	2014	4	8	-	-	-	-	-	-	-	-	-	-	12	-25.0%	↓	12

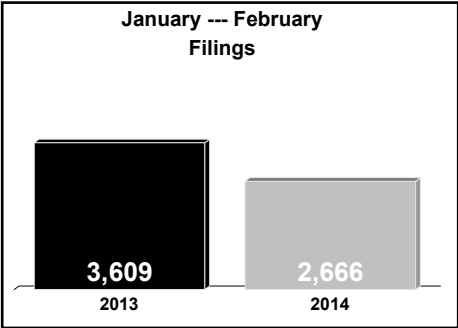
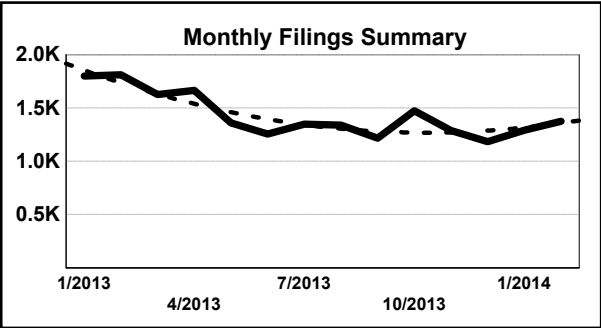
Locale/Circuit: Wise 30
Start/End Date: Jan-13 / Feb-14
Type of Case: Filings
AVG. Month: 365
2013 AVG Month: 385
2014 AVG Month: 246
Jan-Feb 2013: 607
Jan-Feb 2014: 491
Filings Trending: Downward ↓



	Jan	Feb	Mar	Apr	May	Jun	Jul	Aug	Sep	Oct	Nov	Dec	Thru Feb	% Change	Trending	Total
2013	303	304	556	716	273	465	358	498	241	319	294	296	607			4,623
2014	250	241	-	-	-	-	-	-	-	-	-	-	491	-19.1%	↓	491

		Jan	Feb	Mar	Apr	May	Jun	Jul	Aug	Sep	Oct	Nov	Dec	Thru Feb	% Change	Trending	Total
Administrative Law	2013	2	-	1	1	-	2	-	-	-	-	1	-	2			7
	2014	1	-	-	-	-	-	-	-	-	-	-	-	1	-50.0%	↓	1
Capital Murder	2013	-	-	-	-	-	-	-	-	-	-	1	-	0			1
Contested Divorce	2013	10	9	8	11	6	10	7	15	10	9	4	3	19			102
	2014	9	7	-	-	-	-	-	-	-	-	-	-	16	-15.8%	↓	16
Domestic and Family - Level 1	2013	3	8	6	4	8	-	7	2	20	9	5	5	11			77
	2014	2	10	-	-	-	-	-	-	-	-	-	-	12	9.1%	↑	12
Domestic and Family - Level 2	2013	7	7	3	3	4	7	7	2	4	5	2	6	14			57
	2014	2	2	-	-	-	-	-	-	-	-	-	-	4	-71.4%	↓	4
General Civil	2013	1	-	-	-	-	-	-	-	-	-	-	-	1			1
General Civil - Level 1	2013	-	-	-	-	1	1	-	2	-	2	2	-	0			8
General Civil - Level 2	2013	12	7	12	14	8	9	6	11	8	10	7	13	19			117
	2014	10	10	-	-	-	-	-	-	-	-	-	-	20	5.3%	↑	20
General Civil - Level 3	2013	-	7	3	6	2	6	1	5	2	5	6	4	7			47
	2014	8	4	-	-	-	-	-	-	-	-	-	-	12	71.4%	↑	12
Miscellaneous	2013	8	14	9	13	15	10	9	14	8	16	7	8	22			131
	2014	16	7	-	-	-	-	-	-	-	-	-	-	23	4.5%	↑	23
Misdemeanor	2013	90	61	96	112	74	113	83	92	51	64	69	70	151			975
	2014	56	52	-	-	-	-	-	-	-	-	-	-	108	-28.5%	↓	108
Non-Capital Felonies and Related Matters	2013	147	164	373	526	115	285	207	315	87	163	173	157	311			2,712
	2014	113	127	-	-	-	-	-	-	-	-	-	-	240	-22.8%	↓	240
Other	2013	4	1	-	1	3	1	3	2	2	-	-	1	5			18
	2014	3	-	-	-	-	-	-	-	-	-	-	-	3	-40.0%	↓	3
Other Criminally Related Matters	2013	3	3	15	3	11	3	10	11	20	15	3	10	6			107
	2014	3	5	-	-	-	-	-	-	-	-	-	-	8	33.3%	↑	8
Probates/Wills and Trusts	2013	-	-	-	-	-	-	-	-	1	-	-	-	0			1
Probates/Wills and Trusts - Level 2	2013	1	3	1	-	3	-	4	3	2	1	3	1	4			22
	2014	1	-	-	-	-	-	-	-	-	-	-	-	1	-75.0%	↓	1
Uncontested Divorce	2013	15	20	29	22	23	18	14	24	26	20	11	18	35			240
	2014	26	17	-	-	-	-	-	-	-	-	-	-	43	22.9%	↑	43

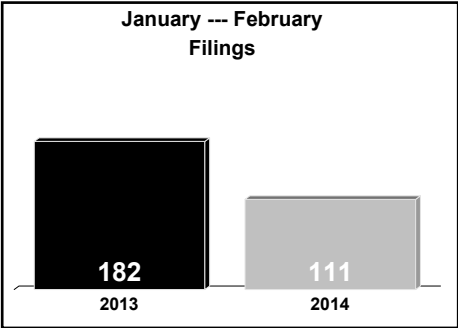
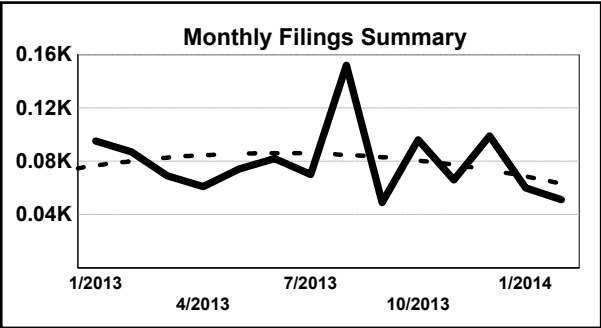
Locale/Circuit: Prince William 31
Start/End Date: Jan-13 / Feb-14
Type of Case: Filings
AVG. Month: 1,430
2013 AVG Month: 1,447
2014 AVG Month: 1,333
Jan-Feb 2013: 3,609
Jan-Feb 2014: 2,666
Filings Trending: Downward ↓



	Jan	Feb	Mar	Apr	May	Jun	Jul	Aug	Sep	Oct	Nov	Dec	Thru Feb	% Change	Trending	Total
2013	1,799	1,810	1,624	1,664	1,359	1,255	1,348	1,338	1,217	1,474	1,288	1,182	3,609			17,358
2014	1,291	1,375	-	-	-	-	-	-	-	-	-	-	2,666	-26.1%	↓	2,666

		Jan	Feb	Mar	Apr	May	Jun	Jul	Aug	Sep	Oct	Nov	Dec	Thru Feb	% Change	Trending	Total
Administrative Law	2013	2	-	1	3	3	-	1	2	1	1	2	2	2			18
	2014	2	1	-	-	-	-	-	-	-	-	-	-	3	50.0%	↑	3
Capital Murder	2013	-	-	-	1	-	-	1	-	1	-	1	-	0			4
Contested Divorce	2013	32	27	38	34	28	29	22	26	42	39	28	19	59			364
	2014	24	27	-	-	-	-	-	-	-	-	-	-	51	-13.6%	↓	51
Domestic and Family - Level 1	2013	21	12	4	30	11	14	9	11	24	11	24	12	33			183
	2014	4	12	-	-	-	-	-	-	-	-	-	-	16	-51.5%	↓	16
Domestic and Family - Level 2	2013	10	8	7	12	13	14	15	14	17	28	19	14	18			171
	2014	13	21	-	-	-	-	-	-	-	-	-	-	34	88.9%	↑	34
General Civil - Level 1	2013	-	3	2	2	2	2	-	3	3	1	2	2	3			22
	2014	3	2	-	-	-	-	-	-	-	-	-	-	5	66.7%	↑	5
General Civil - Level 2	2013	76	73	74	79	60	63	87	62	51	72	72	87	149			856
	2014	79	50	-	-	-	-	-	-	-	-	-	-	129	-13.4%	↓	129
General Civil - Level 3	2013	35	34	30	40	28	22	25	35	31	37	24	26	69			367
	2014	29	25	-	-	-	-	-	-	-	-	-	-	54	-21.7%	↓	54
Miscellaneous	2013	1,024	899	847	711	575	424	547	508	419	597	475	486	1,923			7,512
	2014	589	630	-	-	-	-	-	-	-	-	-	-	1,219	-36.6%	↓	1,219
Misdemeanor	2013	119	199	129	183	127	156	125	147	103	101	104	108	318			1,601
	2014	92	117	-	-	-	-	-	-	-	-	-	-	209	-34.3%	↓	209
Non-Capital Felonies and Related Matters	2013	250	350	218	314	298	310	272	297	323	297	333	249	600			3,511
	2014	230	276	-	-	-	-	-	-	-	-	-	-	506	-15.7%	↓	506
Other	2013	65	55	58	63	56	52	64	46	70	65	50	53	120			697
	2014	55	65	-	-	-	-	-	-	-	-	-	-	120	0.0%	↔	120
Other Criminally Related Matters	2013	71	49	104	93	58	75	57	95	35	105	71	55	120			868
	2014	75	79	-	-	-	-	-	-	-	-	-	-	154	28.3%	↑	154
Probates/Wills and Trusts - Level 1	2013	-	-	-	2	1	-	-	-	-	-	1	-	0			4
	2014	-	2	-	-	-	-	-	-	-	-	-	-	2	0.0%	↔	2
Probates/Wills and Trusts - Level 2	2013	4	6	9	9	5	8	10	5	5	15	6	6	10			88
	2014	2	9	-	-	-	-	-	-	-	-	-	-	11	10.0%	↑	11
Protective Orders	2013	6	4	2	2	4	7	7	13	3	4	1	2	10			55
	2014	5	3	-	-	-	-	-	-	-	-	-	-	8	-20.0%	↓	8
Uncontested Divorce	2013	84	91	101	86	90	79	106	74	89	101	75	61	175			1,037
	2014	89	56	-	-	-	-	-	-	-	-	-	-	145	-17.1%	↓	145

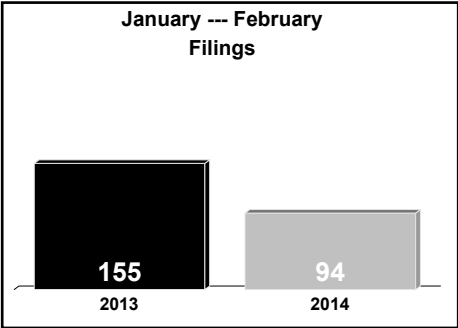
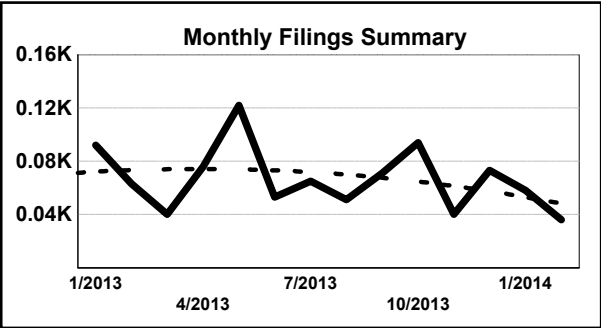
Locale/Circuit: Accomack 2
Start/End Date: Jan-13 / Feb-14
Type of Case: Filings
AVG. Month: 79
2013 AVG Month: 83
2014 AVG Month: 56
Jan-Feb 2013: 182
Jan-Feb 2014: 111
Filings Trending: Downward ↓



	Jan	Feb	Mar	Apr	May	Jun	Jul	Aug	Sep	Oct	Nov	Dec	Thru Feb	% Change	Trending	Total
2013	95	87	69	61	74	82	70	152	49	96	66	99	182			1,000
2014	60	51	-	-	-	-	-	-	-	-	-	-	111	-39.0%	↓	111

		Jan	Feb	Mar	Apr	May	Jun	Jul	Aug	Sep	Oct	Nov	Dec	Thru Feb	% Change	Trending	Total
Contested Divorce	2013	1	5	7	2	2	3	2	4	2	4	2	4	6			38
	2014	3	1	-	-	-	-	-	-	-	-	-	-	4	-33.3%	↓	4
Domestic and Family - Level 1	2013	2	-	1	1	-	2	-	-	1	1	1	1	2			10
	2014	-	1	-	-	-	-	-	-	-	-	-	-	1	-50.0%	↓	1
Domestic and Family - Level 2	2013	-	-	-	-	2	-	1	2	1	1	3	-	0			10
	2014	2	-	-	-	-	-	-	-	-	-	-	-	2	0.0%	↔	2
General Civil - Level 2	2013	10	9	3	4	7	5	11	3	5	7	5	5	19			74
	2014	7	4	-	-	-	-	-	-	-	-	-	-	11	-42.1%	↓	11
General Civil - Level 3	2013	11	6	2	2	6	4	5	2	3	6	1	2	17			50
	2014	5	3	-	-	-	-	-	-	-	-	-	-	8	-52.9%	↓	8
Miscellaneous	2013	8	13	18	9	7	7	12	7	7	4	5	9	21			106
	2014	5	11	-	-	-	-	-	-	-	-	-	-	16	-23.8%	↓	16
Misdemeanor	2013	11	21	5	6	11	5	7	19	8	12	12	9	32			126
	2014	11	11	-	-	-	-	-	-	-	-	-	-	22	-31.3%	↓	22
Non-Capital Felonies and Related Matters	2013	34	22	18	27	24	46	12	94	5	51	16	65	56			414
	2014	6	14	-	-	-	-	-	-	-	-	-	-	20	-64.3%	↓	20
Other	2013	2	1	1	1	2	1	2	3	1	4	6	-	3			24
	2014	2	-	-	-	-	-	-	-	-	-	-	-	2	-33.3%	↓	2
Other Criminally Related Matters	2013	5	1	3	3	3	3	8	5	7	2	10	-	6			50
	2014	6	1	-	-	-	-	-	-	-	-	-	-	7	16.7%	↑	7
Probates/Wills and Trusts - Level 2	2013	-	-	2	-	3	2	2	-	-	-	2	1	0			12
	2014	1	-	-	-	-	-	-	-	-	-	-	-	1	0.0%	↔	1
Protective Orders	2013	1	-	-	1	-	-	-	-	-	-	-	-	1			2
	2014	1	2	-	-	-	-	-	-	-	-	-	-	3	200.0%	↑	3
Uncontested Divorce	2013	10	9	9	5	7	4	8	13	9	4	3	3	19			84
	2014	11	3	-	-	-	-	-	-	-	-	-	-	14	-26.3%	↓	14

Locale/Circuit: Northampton 2
Start/End Date: Jan-13 / Feb-14
Type of Case: Filings
AVG. Month: 67
2013 AVG Month: 70
2014 AVG Month: 47
Jan-Feb 2013: 155
Jan-Feb 2014: 94
Filings Trending: Downward ↓



	Jan	Feb	Mar	Apr	May	Jun	Jul	Aug	Sep	Oct	Nov	Dec	Thru Feb	% Change	Trending	Total
2013	92	63	40	76	122	53	65	51	71	94	40	73	155			840
2014	58	36	-	-	-	-	-	-	-	-	-	-	94	-39.4%	↓	94

		Jan	Feb	Mar	Apr	May	Jun	Jul	Aug	Sep	Oct	Nov	Dec	Thru Feb	% Change	Trending	Total
Contested Divorce	2013	1	1	-	1	-	1	-	2	2	3	-	3	2			14
	2014	1	1	-	-	-	-	-	-	-	-	-	-	2	0.0%	↔	2
Domestic and Family - Lev	2013	-	-	-	-	-	-	2	-	-	-	-	-	0			2
Domestic and Family - Lev	2013	-	-	-	-	1	-	-	-	-	-	-	-	0			1
General Civil - Level 1	2013	-	-	-	1	-	-	-	1	-	-	-	-	0			2
General Civil - Level 2	2013	4	4	2	2	1	2	2	6	4	3	-	1	8			31
	2014	2	1	-	-	-	-	-	-	-	-	-	-	3	-62.5%	↓	3
General Civil - Level 3	2013	8	2	4	-	10	1	5	12	3	3	-	7	10			55
	2014	2	3	-	-	-	-	-	-	-	-	-	-	5	-50.0%	↓	5
Miscellaneous	2013	43	36	14	20	11	10	7	15	16	23	14	15	79			224
	2014	17	17	-	-	-	-	-	-	-	-	-	-	34	-57.0%	↓	34
Misdemeanor	2013	13	4	4	10	30	3	9	5	4	18	10	13	17			123
	2014	16	6	-	-	-	-	-	-	-	-	-	-	22	29.4%	↑	22
Non-Capital Felonies and Related Matters	2013	17	10	6	28	52	24	26	4	36	18	10	20	27			251
	2014	15	2	-	-	-	-	-	-	-	-	-	-	17	-37.0%	↓	17
Other	2013	-	1	2	1	1	1	1	-	-	-	2	-	1			9
Other Criminally Related Matters	2013	4	-	6	11	13	2	10	4	6	22	3	13	4			94
	2014	4	3	-	-	-	-	-	-	-	-	-	-	7	75.0%	↑	7
Probates/Wills and Trusts	2013	2	1	-	-	1	1	-	-	-	1	-	-	3			6
Protective Orders	2013	-	-	-	-	-	1	-	-	-	-	-	-	0			1
Uncontested Divorce	2013	-	4	2	2	2	7	3	2	-	3	1	1	4			27
	2014	1	3	-	-	-	-	-	-	-	-	-	-	4	0.0%	↔	4