

Type of Court: Circuit

Locale/Circuit: Chesapeake 1

Start/End Date: Jan-13 / Aug-14

Type of Case: Filings

AVG. Month: 1,151

2013 AVG Month: 1,161

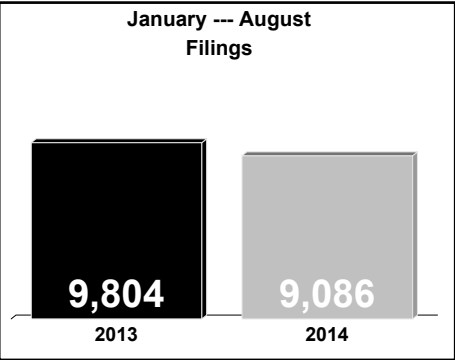
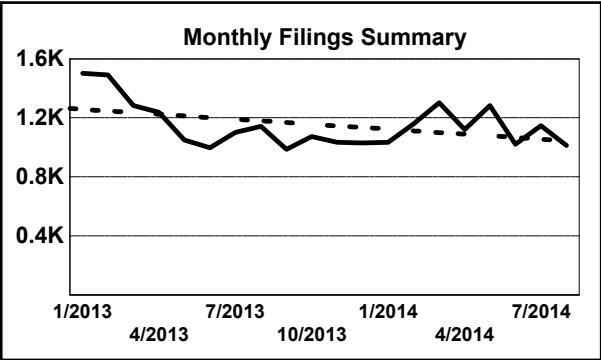
2014 AVG Month: 1,136

Jan-Aug 2013: 9,804

Jan-Aug 2014: 9,086

Filings Trending: Downward ▼

D  
a  
s  
h  
b  
o  
a  
r  
d



	Jan	Feb	Mar	Apr	May	Jun	Jul	Aug	Sep	Oct	Nov	Dec	Thru Aug	% Change	Trending	Total
2013	1,502	1,490	1,283	1,238	1,050	998	1,101	1,142	988	1,073	1,034	1,031	9,804			13,930
2014	1,035	1,161	1,302	1,122	1,284	1,022	1,148	1,012	-	-	-	-	9,086	-7.3%	▼	9,086

		Jan	Feb	Mar	Apr	May	Jun	Jul	Aug	Sep	Oct	Nov	Dec	Thru Aug	% Change	Trending	Total
Administrative Law	2013	-	3	5	6	3	1	1	2	1	3	-	2	21			27
	2014	1	1	3	1	-	-	1	-	-	-	-	-	7	-66.7%	▼	7
Contested Divorce	2013	18	31	29	20	24	23	26	17	21	11	21	12	188			253
	2014	23	24	37	31	29	30	30	12	-	-	-	-	216	14.9%	▲	216
Domestic and Family - Level 1	2013	13	22	33	10	14	18	17	16	13	18	3	11	143			188
	2014	9	13	19	15	22	11	15	14	-	-	-	-	118	-17.5%	▼	118
Domestic and Family - Level 2	2013	8	6	9	12	12	14	14	9	11	6	7	8	84			116
	2014	14	8	9	16	16	3	4	10	-	-	-	-	80	-4.8%	▼	80
General Civil - Level 1	2013	3	3	4	4	2	2	2	2	2	2	4	4	22			34
	2014	4	1	3	2	3	2	4	3	-	-	-	-	22	0.0%	↔	22
General Civil - Level 2	2013	31	76	36	79	33	34	49	38	36	38	52	38	376			540
	2014	18	53	35	38	69	35	49	39	-	-	-	-	336	-10.6%	▼	336
General Civil - Level 3	2013	12	15	20	35	17	9	31	8	11	13	20	9	147			200
	2014	18	25	22	16	17	6	17	11	-	-	-	-	132	-10.2%	▼	132
Miscellaneous	2013	714	618	517	433	363	241	348	327	328	277	289	343	3,561			4,798
	2014	403	440	471	385	361	231	352	292	-	-	-	-	2,935	-17.6%	▼	2,935
Misdemeanor	2013	120	135	135	151	118	148	146	140	119	128	130	155	1,093			1,625
	2014	127	114	161	157	165	145	133	147	-	-	-	-	1,149	5.1%	▲	1,149
Non-Capital Felonies and Related Matters	2013	408	397	340	307	310	350	296	419	305	401	356	283	2,827			4,172
	2014	275	307	341	255	381	349	341	304	-	-	-	-	2,553	-9.7%	▼	2,553
Other	2013	71	69	56	65	54	64	72	60	68	67	51	53	511			750
	2014	73	71	81	66	84	100	84	74	-	-	-	-	633	23.9%	▲	633
Other Criminally Related Matters	2013	49	46	30	48	40	37	47	44	31	55	45	51	341			523
	2014	18	29	45	59	61	44	53	45	-	-	-	-	354	3.8%	▲	354
Probates/Wills and Trusts - Level 1	2013	1	-	1	1	1	-	-	-	-	-	1	-	4			5
	2014	-	-	1	-	-	-	-	-	-	-	-	-	1	-75.0%	▼	1
Probates/Wills and Trusts - Level 2	2013	5	3	2	11	7	7	6	8	4	5	4	2	49			64
	2014	4	8	3	7	3	9	4	2	-	-	-	-	40	-18.4%	▼	40
Protective Orders	2014	-	-	-	1	-	-	-	-	-	-	-	-	1			1
Uncontested Divorce	2013	49	66	66	56	52	50	46	52	38	49	51	60	437			635
	2014	48	67	71	73	73	57	61	59	-	-	-	-	509	16.5%	▲	509

Type of Court: Circuit

Locale/Circuit: Accomack 32

Start/End Date: Jan-13 / Aug-14

Type of Case: Filings

AVG. Month: 123

2013 AVG Month: 137

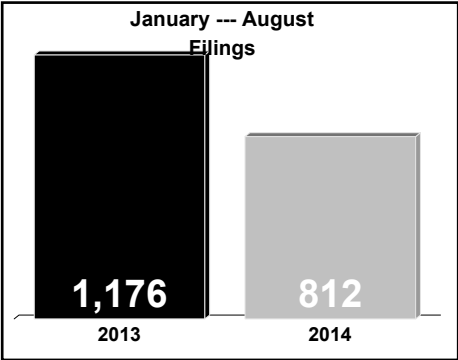
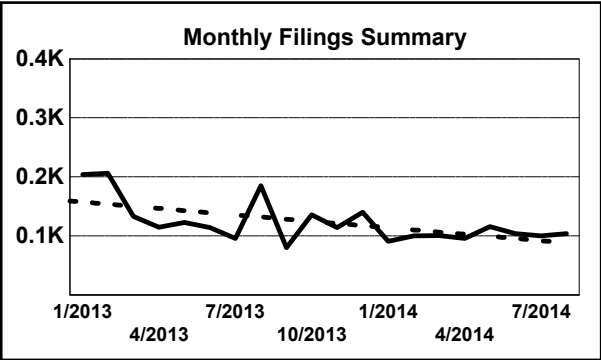
2014 AVG Month: 102

Jan-Aug 2013: 1,176

Jan-Aug 2014: 812

Filings Trending: Downward ▼

D  
a  
s  
h  
b  
o  
a  
r  
d

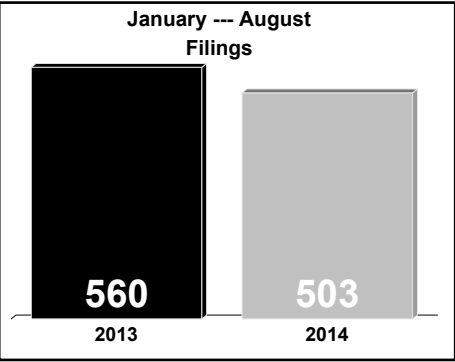
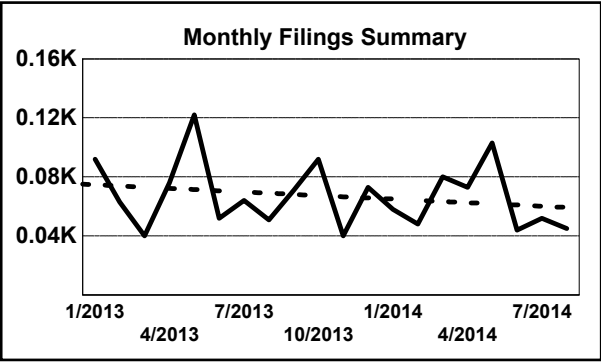


	Jan	Feb	Mar	Apr	May	Jun	Jul	Aug	Sep	Oct	Nov	Dec	Thru Aug	% Change	Trending	Total
2013	204	206	133	115	123	114	96	185	80	136	114	140	1,176			1,646
2014	91	100	101	96	116	104	100	104	-	-	-	-	812	-31.0%	▼	812

		Jan	Feb	Mar	Apr	May	Jun	Jul	Aug	Sep	Oct	Nov	Dec	Thru Aug	% Change	Trending	Total
Administrative Law	2014	-	-	-	-	-	-	-	3	-	-	-	-	3			3
Contested Divorce	2013	6	2	3	2	3	3	2	7	5	2	2	2	28			39
	2014	6	-	2	6	1	3	5	5	-	-	-	-	28	0.0%	↔	28
Domestic and Family - Level 1	2013	2	-	1	1	-	2	-	-	2	1	1	1	6			11
	2014	-	1	1	3	2	-	2	4	-	-	-	-	13	116.7%	▲	13
Domestic and Family - Level 2	2013	-	-	-	1	3	1	1	2	1	1	3	-	8			13
	2014	2	-	1	1	1	-	-	4	-	-	-	-	9	12.5%	▲	9
General Civil - Level 1	2013	2	1	-	1	1	-	3	-	-	-	1	-	8			9
	2014	1	-	-	1	-	1	3	1	-	-	-	-	7	-12.5%	▼	7
General Civil - Level 2	2013	12	12	4	4	8	8	6	-	5	6	2	3	54			70
	2014	7	4	9	6	8	14	11	8	-	-	-	-	67	24.1%	▲	67
General Civil - Level 3	2013	8	3	1	1	4	1	8	6	3	8	5	4	32			52
	2014	3	3	1	4	11	4	4	4	-	-	-	-	34	6.3%	▲	34
Miscellaneous	2013	116	130	84	62	57	39	37	40	37	44	56	50	565			752
	2014	38	54	49	45	34	33	46	30	-	-	-	-	329	-41.8%	▼	329
Misdemeanor	2013	9	21	4	6	9	3	8	20	10	12	12	9	80			123
	2014	12	11	3	9	7	12	7	4	-	-	-	-	65	-18.8%	▼	65
Non-Capital Felonies and Related Matters	2013	36	22	18	27	26	48	12	94	5	51	16	65	283			420
	2014	6	19	19	17	43	25	14	34	-	-	-	-	177	-37.5%	▼	177
Other	2013	2	2	-	1	-	-	2	1	1	3	1	-	8			13
	2014	1	1	3	1	-	-	3	-	-	-	-	-	9	12.5%	▲	9
Other Criminally Related Matters	2013	5	1	3	3	3	3	7	4	5	2	10	-	29			46
	2014	5	1	4	-	1	3	2	5	-	-	-	-	21	-27.6%	▼	21
Probates/Wills and Trusts - Level 2	2013	-	-	2	-	3	2	2	1	-	-	2	1	10			13
	2014	1	-	-	-	1	-	1	-	-	-	-	-	3	-70.0%	▼	3
Protective Orders	2013	1	-	-	1	-	-	-	-	-	-	-	-	2			2
	2014	1	2	1	-	-	2	-	-	-	-	-	-	6	200.0%	▲	6
Uncontested Divorce	2013	5	12	13	5	6	4	8	10	6	6	3	5	63			83
	2014	8	4	8	3	7	7	2	2	-	-	-	-	41	-34.9%	▼	41

Type of Court: Circuit  
Locale/Circuit: Northampton 32  
Start/End Date: Jan-13 / Aug-14  
Type of Case: Filings  
AVG. Month: 67  
2013 AVG Month: 70  
2014 AVG Month: 63  
Jan-Aug 2013: 560  
Jan-Aug 2014: 503  
Filings Trending: Downward ▼

D  
a  
s  
h  
b  
o  
a  
r  
d



	Jan	Feb	Mar	Apr	May	Jun	Jul	Aug	Sep	Oct	Nov	Dec	Thru Aug	% Change	Trending	Total
2013	92	63	40	76	122	52	64	51	71	92	40	73	560			836
2014	58	48	80	73	103	44	52	45	-	-	-	-	503	-10.2%	▼	503

		Jan	Feb	Mar	Apr	May	Jun	Jul	Aug	Sep	Oct	Nov	Dec	Thru Aug	% Change	Trending	Total
Contested Divorce	2013	-	2	-	-	1	2	-	-	-	1	-	-	5			6
	2014	1	3	1	1	-	-	-	1	-	-	-	-	7	40.0%	▲	7
Domestic and Family - Level 1	2013	-	-	-	-	-	-	2	-	-	-	-	-	2			2
	2014	-	-	-	-	-	-	-	8	-	-	-	-	8	300.0%	▲	8
Domestic and Family - Lev	2013	-	-	-	-	1	1	-	-	-	-	-	-	2			2
	2014	-	-	-	-	-	-	-	-	-	-	-	-	-			-
General Civil - Level 1	2013	-	1	-	1	-	-	-	1	-	-	-	-	3			3
	2014	-	-	-	-	-	-	-	-	-	-	-	-	-			-
General Civil - Level 2	2013	4	4	2	2	1	2	2	6	4	3	-	1	23			31
	2014	2	1	3	4	10	6	-	2	-	-	-	-	28	21.7%	▲	28
General Civil - Level 3	2013	8	-	4	-	10	-	5	12	3	3	-	7	39			52
	2014	2	3	1	7	1	2	3	1	-	-	-	-	20	-48.7%	▼	20
Miscellaneous	2013	43	38	14	20	12	11	8	15	16	23	16	15	161			231
	2014	16	17	23	18	25	3	12	21	-	-	-	-	135	-16.1%	▼	135
Misdemeanor	2013	14	4	7	15	30	4	14	4	7	25	13	21	92			158
	2014	16	13	22	15	26	15	18	3	-	-	-	-	128	39.1%	▲	128
Non-Capital Felonies and Related Matters	2013	17	10	6	29	54	24	27	5	36	18	9	20	172			255
	2014	16	2	17	23	37	10	14	4	-	-	-	-	123	-28.5%	▼	123
Other	2013	-	-	2	1	-	-	-	-	-	-	-	-	3			3
	2014	-	-	-	-	-	1	-	-	-	-	-	-	1	-66.7%	▼	1
Other Criminally Related Matters	2013	3	-	3	5	11	-	3	4	3	13	1	5	29			51
	2014	4	8	4	3	4	5	3	1	-	-	-	-	32	10.3%	▲	32
Probates/Wills and Trusts - Level 2	2013	2	1	-	-	1	1	-	-	-	1	-	-	5			6
	2014	-	-	2	-	-	-	-	1	-	-	-	-	3	-40.0%	▼	3
Protective Orders	2013	-	-	-	-	-	1	-	-	-	-	-	-	1			1
	2014	-	-	-	-	-	-	-	1	-	-	-	-	1	0.0%	↔	1
Uncontested Divorce	2013	1	3	2	3	1	6	3	4	2	5	1	4	23			35
	2014	1	1	7	2	-	2	2	2	-	-	-	-	17	-26.1%	▼	17

Type of Court: Circuit

Locale/Circuit: Portsmouth 3

Start/End Date: Jan-13 / Aug-14

Type of Case: Filings

AVG. Month: 772

2013 AVG Month: 779

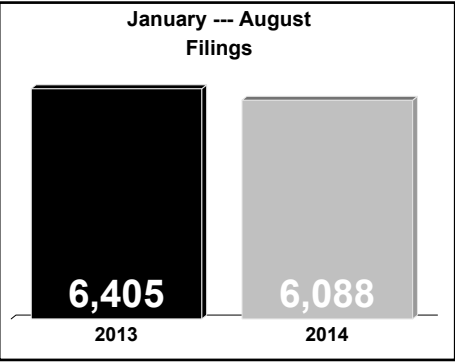
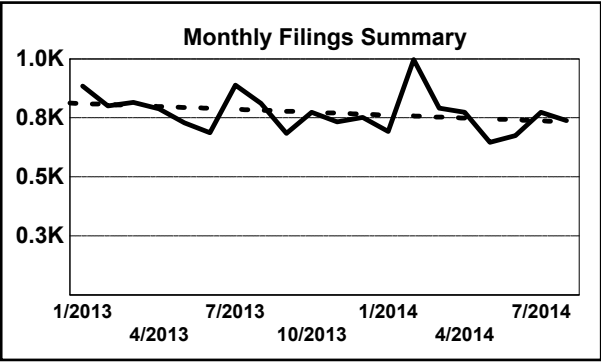
2014 AVG Month: 761

Jan-Aug 2013: 6,405

Jan-Aug 2014: 6,088

Filings Trending: Downward ▼

D  
a  
s  
h  
b  
o  
a  
r  
d



	Jan	Feb	Mar	Apr	May	Jun	Jul	Aug	Sep	Oct	Nov	Dec	Thru Aug	% Change	Trending	Total
2013	884	801	815	789	729	687	888	812	684	773	733	752	6,405			9,347
2014	693	997	791	773	647	675	773	739	-	-	-	-	6,088	-4.9%	▼	6,088

		Jan	Feb	Mar	Apr	May	Jun	Jul	Aug	Sep	Oct	Nov	Dec	Thru Aug	% Change	Trending	Total
Administrative Law	2013	-	-	-	-	-	1	-	1	-	1	1	2	2			6
	2014	-	1	-	-	1	1	1	-	-	-	-	-	4	100.0%	▲	4
Contested Divorce	2013	13	15	12	13	10	6	10	14	9	14	10	7	93			133
	2014	10	14	14	16	12	14	10	7	-	-	-	-	97	4.3%	▲	97
Domestic and Family - Level 1	2013	10	7	15	13	16	11	16	13	21	13	7	17	101			159
	2014	8	16	5	13	19	16	16	12	-	-	-	-	105	4.0%	▲	105
Domestic and Family - Level 2	2013	5	4	4	6	4	2	3	6	3	9	2	6	34			54
	2014	7	2	4	1	7	1	4	3	-	-	-	-	29	-14.7%	▼	29
General Civil - Level 1	2013	1	1	5	5	2	22	10	8	5	21	15	11	54			106
	2014	23	28	2	3	34	1	18	-	-	-	-	-	109	101.9%	▲	109
General Civil - Level 2	2013	27	23	19	32	17	29	36	19	25	22	18	21	202			288
	2014	22	29	27	29	17	26	20	11	-	-	-	-	181	-10.4%	▼	181
General Civil - Level 3	2013	107	146	95	98	108	62	152	208	130	69	99	105	976			1,379
	2014	118	106	84	87	68	63	143	86	-	-	-	-	755	-22.6%	▼	755
Miscellaneous	2013	311	199	199	203	171	156	171	152	145	168	155	167	1,562			2,197
	2014	190	209	203	183	155	134	182	190	-	-	-	-	1,446	-7.4%	▼	1,446
Misdemeanor	2013	96	95	133	135	132	103	117	99	93	129	129	126	910			1,387
	2014	102	107	150	100	90	117	100	139	-	-	-	-	905	-0.5%	▼	905
Non-Capital Felonies and Related Matters	2013	210	219	232	172	178	210	272	190	159	218	202	196	1,683			2,458
	2014	164	397	207	239	156	189	186	168	-	-	-	-	1,706	1.4%	▲	1,706
Other	2013	41	35	41	42	31	32	27	28	35	55	22	25	277			414
	2014	-	24	41	34	32	46	43	48	-	-	-	-	268	-3.2%	▼	268
Other Criminally Related Matters	2013	39	36	31	45	33	23	33	43	33	33	41	41	283			431
	2014	20	40	33	35	25	32	22	43	-	-	-	-	250	-11.7%	▼	250
Probates/Wills and Trusts - Level 1	2013	-	-	-	-	-	-	1	1	-	-	-	1	2			3
	2014	1	-	-	-	-	1	2	-	-	-	-	-	4	100.0%	▲	4
Probates/Wills and Trusts - Level 2	2013	8	6	6	1	7	1	6	3	6	4	6	4	38			58
	2014	7	7	4	8	7	8	4	3	-	-	-	-	48	26.3%	▲	48
Protective Orders	2013	3	1	2	-	1	1	2	2	-	-	2	2	12			16
	2014	1	2	4	1	1	1	1	2	-	-	-	-	13	8.3%	▲	13
Uncontested Divorce	2013	13	14	21	24	19	28	32	25	20	17	24	21	176			258
	2014	20	15	13	24	23	25	21	27	-	-	-	-	168	-4.5%	▼	168

Type of Court: Circuit

Locale/Circuit: Norfolk 4

Start/End Date: Jan-13 / Aug-14

Type of Case: Filings

AVG. Month: 1,734

2013 AVG Month: 1,783

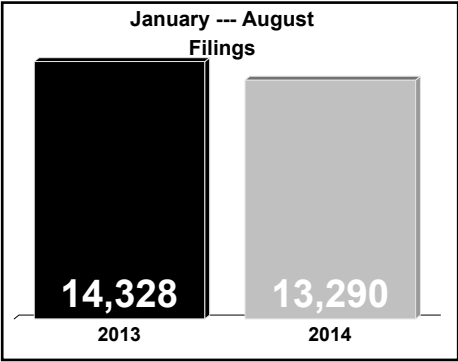
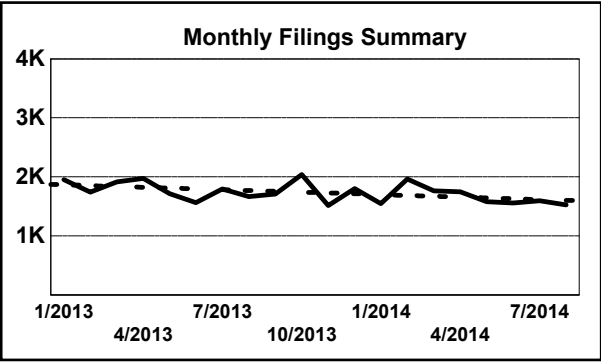
2014 AVG Month: 1,661

Jan-Aug 2013: 14,328

Jan-Aug 2014: 13,290

Filings Trending: Downward ▼

D  
a  
s  
h  
b  
o  
a  
r  
d



	Jan	Feb	Mar	Apr	May	Jun	Jul	Aug	Sep	Oct	Nov	Dec	Thru Aug	% Change	Trending	Total
2013	1,952	1,744	1,914	1,978	1,714	1,563	1,797	1,666	1,709	2,038	1,517	1,804	14,328			21,396
2014	1,546	1,962	1,766	1,750	1,582	1,561	1,599	1,524	-	-	-	-	13,290	-7.2%	▼	13,290

		Jan	Feb	Mar	Apr	May	Jun	Jul	Aug	Sep	Oct	Nov	Dec	Thru Aug	% Change	Trending	Total
Administrative Law	2013	1	-	-	1	2	-	1	-	3	1	-	1	5			10
	2014	2	2	2	-	1	1	-	1	-	-	-	-	9	80.0%	▲	9
Capital Murder	2013	-	-	-	-	1	-	-	-	-	-	-	-	1			1
	2014	-	-	-	4	-	-	-	-	-	-	-	-	4	300.0%	▲	4
Contested Divorce	2013	80	88	134	102	82	91	86	116	98	109	84	107	779			1,177
	2014	89	121	135	124	90	100	80	82	-	-	-	-	821	5.4%	▲	821
Domestic and Family - Level 1	2013	18	24	27	40	27	16	31	26	20	17	29	17	209			292
	2014	29	19	22	21	34	22	29	33	-	-	-	-	209	0.0%	↔	209
Domestic and Family - Level 2	2013	29	22	30	17	33	20	25	24	19	18	25	18	200			280
	2014	14	18	17	19	10	4	13	15	-	-	-	-	110	-45.0%	▼	110
General Civil - Level 1	2013	9	4	6	3	6	1	4	4	-	7	3	3	37			50
	2014	5	6	2	6	4	5	4	2	-	-	-	-	34	-8.1%	▼	34
General Civil - Level 2	2013	63	59	67	50	49	57	58	73	46	72	44	53	476			691
	2014	48	52	58	73	45	61	49	55	-	-	-	-	441	-7.4%	▼	441
General Civil - Level 3	2013	43	42	49	77	43	56	72	72	69	67	42	66	454			698
	2014	49	66	65	53	68	38	53	49	-	-	-	-	441	-2.9%	▼	441
Miscellaneous	2013	483	459	433	411	309	287	335	312	328	322	293	318	3,029			4,290
	2014	291	420	381	354	274	277	245	266	-	-	-	-	2,508	-17.2%	▼	2,508
Misdemeanor	2013	221	162	211	212	212	150	210	157	197	201	177	228	1,535			2,338
	2014	152	194	160	216	178	181	170	191	-	-	-	-	1,442	-6.1%	▼	1,442
Non-Capital Felonies and Related Matters	2013	587	420	462	578	522	481	491	462	500	709	437	543	4,003			6,192
	2014	460	568	428	423	446	445	549	406	-	-	-	-	3,725	-6.9%	▼	3,725
Other	2013	104	103	87	107	90	91	129	97	129	100	57	127	808			1,221
	2014	112	89	105	97	77	83	134	111	-	-	-	-	808	0.0%	↔	808
Other Criminally Related Matters	2013	88	86	106	115	87	90	107	93	87	130	84	103	772			1,176
	2014	63	92	74	116	100	106	86	103	-	-	-	-	740	-4.1%	▼	740
Probates/Wills and Trusts - Level 1	2013	1	1	-	-	1	1	-	-	-	-	1	-	4			5
	2014	2	-	1	-	-	-	-	-	-	-	-	-	3	-25.0%	▼	3
Probates/Wills and Trusts - Level 2	2013	14	16	18	16	11	18	12	12	14	10	10	7	117			158
	2014	17	12	15	7	10	14	8	13	-	-	-	-	96	-17.9%	▼	96
Protective Orders	2013	1	3	2	1	4	3	3	3	2	1	3	2	20			28
	2014	1	1	2	2	-	-	1	1	-	-	-	-	8	-60.0%	▼	8
Uncontested Divorce	2013	210	255	282	248	235	201	233	215	197	274	228	211	1,879			2,789

		Jan	Feb	Mar	Apr	May	Jun	Jul	Aug	Sep	Oct	Nov	Dec	Thru Aug	% Change	Trending	Total
Uncontested Divorce	2014	212	302	299	235	245	224	178	196	-	-	-	-	1,891	0.6%	▲	1,891

Type of Court: Circuit

Locale/Circuit: Isle of Wight 5

Start/End Date: Jan-13 / Aug-14

Type of Case: Filings

AVG. Month: 143

2013 AVG Month: 144

2014 AVG Month: 142

Jan-Aug 2013: 1,195

Jan-Aug 2014: 1,134

Filings Trending: Downward ▼

D

a

s

h

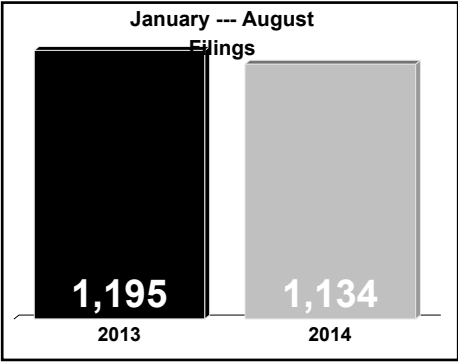
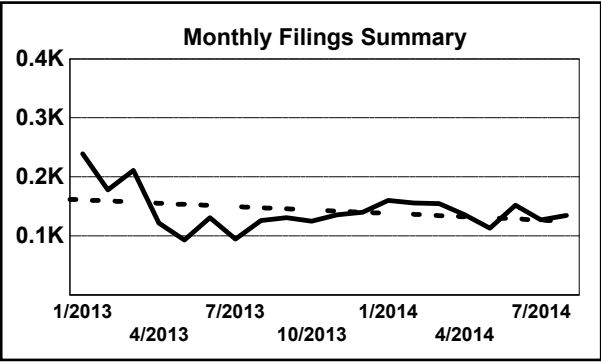
b

o

a

r

d



	Jan	Feb	Mar	Apr	May	Jun	Jul	Aug	Sep	Oct	Nov	Dec	Thru Aug	% Change	Trending	Total
2013	239	178	211	122	93	131	95	126	131	125	136	140	1,195			1,727
2014	160	156	155	136	113	152	127	135	-	-	-	-	1,134	-5.1%	▼	1,134

		Jan	Feb	Mar	Apr	May	Jun	Jul	Aug	Sep	Oct	Nov	Dec	Thru Aug	% Change	Trending	Total
Administrative Law	2013	-	-	-	-	-	-	-	-	1	-	-	-	0			1
	2014	-	-	-	1	-	-	-	-	-	-	-	-	1	0.0%	↔	1
Contested Divorce	2013	4	3	4	5	3	2	3	1	4	1	4	8	25			42
	2014	3	2	2	7	5	6	2	6	-	-	-	-	33	32.0%	▲	33
Domestic and Family - Level 1	2013	1	2	3	-	3	1	-	2	1	1	4	2	12			20
	2014	2	5	-	-	5	5	-	-	-	-	-	-	17	41.7%	▲	17
Domestic and Family - Level 2	2013	-	-	1	2	3	2	-	-	-	4	1	3	8			16
	2014	2	2	1	2	-	-	1	2	-	-	-	-	10	25.0%	▲	10
General Civil - Level 2	2013	4	4	7	2	3	4	1	12	6	3	-	1	37			47
	2014	6	4	4	4	9	4	5	7	-	-	-	-	43	16.2%	▲	43
General Civil - Level 3	2013	2	2	-	2	1	4	1	2	3	3	1	1	14			22
	2014	3	6	3	1	3	3	1	2	-	-	-	-	22	57.1%	▲	22
Miscellaneous	2013	165	115	110	80	45	57	65	69	37	66	60	59	706			928
	2014	89	97	97	71	45	58	56	63	-	-	-	-	576	-18.4%	▼	576
Misdemeanor	2013	6	8	4	3	7	15	2	5	13	6	8	-	50			77
	2014	1	6	5	2	4	7	6	2	-	-	-	-	33	-34.0%	▼	33
Non-Capital Felonies and Related Matters	2013	42	31	66	19	16	28	11	17	49	20	36	51	230			386
	2014	37	20	23	37	30	55	43	34	-	-	-	-	279	21.3%	▲	279
Other	2013	4	2	2	1	4	4	-	4	5	4	8	1	21			39
	2014	8	9	4	4	1	5	-	1	-	-	-	-	32	52.4%	▲	32
Other Criminally Related Matters	2013	3	6	3	3	3	5	4	4	1	7	6	3	31			48
	2014	2	2	6	-	3	1	6	11	-	-	-	-	31	0.0%	↔	31
Probates/Wills and Trusts	2013	-	1	1	-	-	-	-	-	-	-	-	-	2			2
Probates/Wills and Trusts - Level 2	2013	-	1	-	1	1	-	-	1	1	1	3	1	4			10
	2014	4	-	-	-	3	1	-	1	-	-	-	-	9	125.0%	▲	9
Uncontested Divorce	2013	8	3	10	4	4	9	8	9	10	9	5	10	55			89
	2014	3	3	10	7	5	7	7	6	-	-	-	-	48	-12.7%	▼	48

Type of Court: Circuit

Locale/Circuit: Southampton 5

Start/End Date: Jan-13 / Aug-14

Type of Case: Filings

AVG. Month: 162

2013 AVG Month: 167

2014 AVG Month: 154

Jan-Aug 2013: 1,366

Jan-Aug 2014: 1,234

Filings Trending: Downward ▼

D

a

s

h

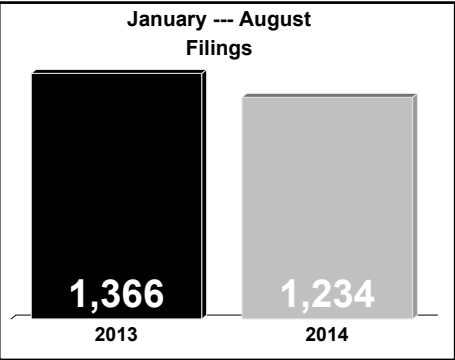
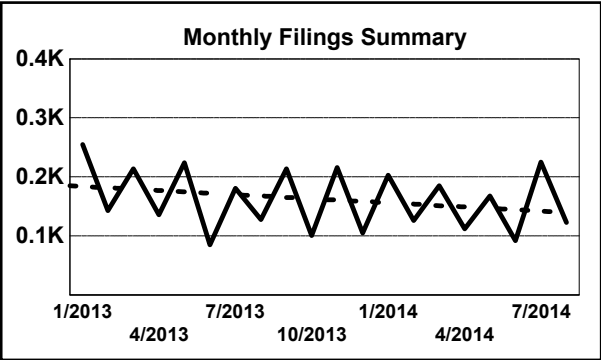
b

o

a

r

d



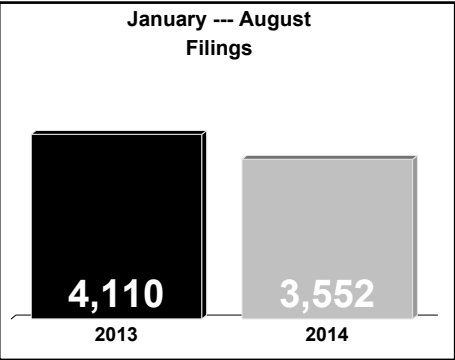
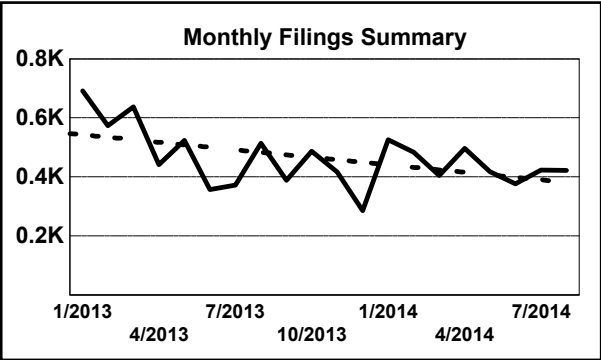
	Jan	Feb	Mar	Apr	May	Jun	Jul	Aug	Sep	Oct	Nov	Dec	Thru Aug	% Change	Trending	Total
2013	255	143	214	136	224	85	181	128	214	101	216	105	1,366			2,002
2014	203	126	185	112	168	92	225	123	-	-	-	-	1,234	-9.7%	▼	1,234

		Jan	Feb	Mar	Apr	May	Jun	Jul	Aug	Sep	Oct	Nov	Dec	Thru Aug	% Change	Trending	Total
Contested Divorce	2013	-	3	3	5	2	5	6	4	4	2	3	1	28			38
	2014	-	4	3	5	9	2	2	1	-	-	-	-	26	-7.1%	▼	26
Domestic and Family - Level 1	2013	3	1	-	-	2	-	12	-	1	-	3	1	18			23
	2014	2	-	-	-	-	1	-	-	-	-	-	-	3	-83.3%	▼	3
Domestic and Family - Level 2	2013	1	-	-	1	-	-	1	5	-	-	-	1	8			9
	2014	-	-	2	-	-	3	12	1	-	-	-	-	18	125.0%	▲	18
General Civil - Level 1	2013	1	-	-	-	-	-	1	1	-	-	-	-	3			3
	2014	6	1	4	5	4	2	2	5	4	7	3	2	29			45
General Civil - Level 2	2013	6	1	4	5	4	2	2	5	4	7	3	2	29			45
	2014	3	2	6	3	5	5	2	3	-	-	-	-	29	0.0%	↔	29
General Civil - Level 3	2013	17	8	4	15	7	-	-	5	5	7	10	2	56			80
	2014	5	5	4	5	3	2	1	5	-	-	-	-	30	-46.4%	▼	30
Miscellaneous	2013	69	86	52	46	38	37	37	23	28	27	26	39	388			508
	2014	47	50	53	38	44	28	28	26	-	-	-	-	314	-19.1%	▼	314
Misdemeanor	2013	8	6	6	9	25	8	15	6	10	4	6	5	83			108
	2014	17	13	11	2	13	11	14	30	-	-	-	-	111	33.7%	▲	111
Non-Capital Felonies and Related Matters	2013	134	33	128	42	101	22	81	69	89	35	105	46	610			885
	2014	67	40	56	40	37	27	78	50	-	-	-	-	395	-35.2%	▼	395
Other	2013	1	2	-	2	2	3	1	2	-	5	2	-	13			20
	2014	1	2	2	-	2	4	-	1	-	-	-	-	12	-7.7%	▼	12
Other Criminally Related Matters	2013	9	1	10	4	38	3	16	3	64	5	55	4	84			212
	2014	53	4	38	8	50	3	88	1	-	-	-	-	245	191.7%	▲	245
Probates/Wills and Trusts	2014	-	-	1	-	-	-	-	-	-	-	-	-	1			1
Probates/Wills and Trusts - Level 2	2013	1	-	-	-	-	-	1	1	1	-	-	-	3			4
	2014	1	-	1	1	-	1	-	2	-	-	-	-	6	100.0%	▲	6
Protective Orders	2013	-	-	-	-	-	-	-	1	-	-	-	-	1			1
	2014	-	-	-	-	-	1	-	-	-	-	-	-	1	0.0%	↔	1
Uncontested Divorce	2013	5	2	7	7	5	5	8	3	8	9	3	4	42			66
	2014	7	6	8	10	5	4	-	3	-	-	-	-	43	2.4%	▲	43



Type of Court: Circuit  
Locale/Circuit: Suffolk 5  
Start/End Date: Jan-13 / Aug-14  
Type of Case: Filings  
AVG. Month: 462  
2013 AVG Month: 474  
2014 AVG Month: 444  
Jan-Aug 2013: 4,110  
Jan-Aug 2014: 3,552  
Filings Trending: Downward ▼

D  
a  
s  
h  
b  
o  
a  
r  
d

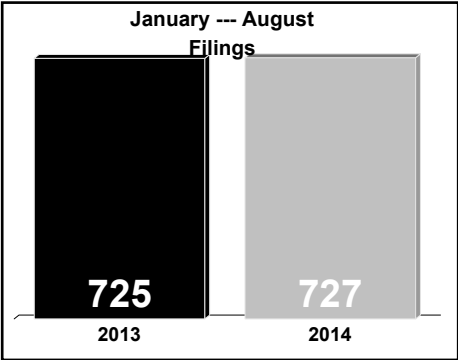
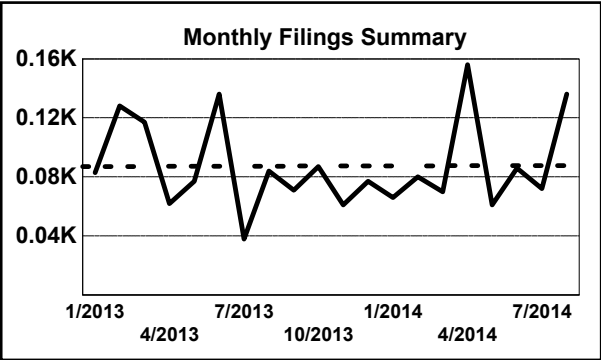


	Jan	Feb	Mar	Apr	May	Jun	Jul	Aug	Sep	Oct	Nov	Dec	Thru Aug	% Change	Trending	Total
2013	691	573	637	442	524	357	372	514	389	487	417	286	4,110			5,689
2014	526	484	405	497	418	377	423	422	-	-	-	-	3,552	-13.6%	▼	3,552

		Jan	Feb	Mar	Apr	May	Jun	Jul	Aug	Sep	Oct	Nov	Dec	Thru Aug	% Change	Trending	Total
Administrative Law	2013	-	-	-	1	-	-	1	1	-	-	1	-	3			4
	2014	-	1	-	-	1	-	-	-	-	-	-	-	2	-33.3%	▼	2
Capital Murder	2013	-	-	-	-	-	-	-	-	-	1	1	6	0	0.0%	↔	8
Contested Divorce	2013	15	12	14	10	10	9	9	4	10	12	10	11	83	0.0%	↔	126
	2014	7	11	16	10	9	7	5	6	-	-	-	-	71	-14.5%	▼	71
Domestic and Family - Level 1	2013	9	5	5	4	1	6	4	3	4	6	5	1	37			53
	2014	2	3	4	5	5	-	1	6	-	-	-	-	26	-29.7%	▼	26
Domestic and Family - Level 2	2013	5	9	9	11	7	7	4	9	6	5	3	10	61			85
	2014	5	3	5	7	16	7	10	10	-	-	-	-	63	3.3%	▲	63
General Civil - Level 1	2013	1	-	-	1	1	1	3	1	3	1	2	1	8			15
	2014	3	1	-	1	-	1	-	2	-	-	-	-	8	0.0%	↔	8
General Civil - Level 2	2013	14	16	21	22	19	18	25	16	13	13	14	10	151			201
	2014	18	14	19	19	14	15	12	23	-	-	-	-	134	-11.3%	▼	134
General Civil - Level 3	2013	7	14	9	12	11	10	7	14	6	10	9	6	84			115
	2014	7	9	6	6	7	7	12	8	-	-	-	-	62	-26.2%	▼	62
Miscellaneous	2013	250	228	203	156	124	87	111	115	97	115	115	124	1,274			1,725
	2014	146	165	135	126	111	104	124	92	-	-	-	-	1,003	-21.3%	▼	1,003
Misdemeanor	2013	69	51	81	30	44	47	44	51	33	69	61	22	417			602
	2014	71	46	38	63	27	51	63	50	-	-	-	-	409	-1.9%	▼	409
Non-Capital Felonies and Related Matters	2013	261	185	239	161	265	137	121	257	178	228	165	72	1,626			2,269
	2014	232	203	145	225	195	134	151	182	-	-	-	-	1,467	-9.8%	▼	1,467
Other	2013	11	6	9	11	8	9	15	10	6	5	7	6	79			103
	2014	5	11	5	6	6	20	9	12	-	-	-	-	74	-6.3%	▼	74
Other Criminally Related Matters	2013	19	4	10	7	6	9	10	11	9	9	7	3	76			104
	2014	17	4	10	9	6	11	12	12	-	-	-	-	81	6.6%	▲	81
Probates/Wills and Trusts - Level 1	2013	-	-	2	-	-	-	-	-	-	1	-	-	2			3
	2014	-	-	-	-	-	2	-	-	-	-	-	-	2	0.0%	↔	2
Probates/Wills and Trusts - Level 2	2013	7	10	6	-	2	1	1	2	1	1	2	1	29			34
	2014	-	1	3	-	1	2	3	1	-	-	-	-	11	-62.1%	▼	11
Uncontested Divorce	2013	23	33	29	16	26	16	17	20	23	11	15	13	180			242
	2014	13	12	19	20	20	16	21	18	-	-	-	-	139	-22.8%	▼	139

Type of Court: Circuit  
Locale/Circuit: Brunswick 6  
Start/End Date: Jan-13 / Aug-14  
Type of Case: Filings  
AVG. Month: 87  
2013 AVG Month: 85  
2014 AVG Month: 91  
Jan-Aug 2013: 725  
Jan-Aug 2014: 727  
Filings Trending: Steady ⇄

D  
a  
s  
h  
b  
o  
a  
r  
d



	Jan	Feb	Mar	Apr	May	Jun	Jul	Aug	Sep	Oct	Nov	Dec	Thru Aug	% Change	Trending	Total
2013	83	128	117	62	77	136	38	84	71	87	61	77	725			1,021
2014	66	80	70	156	61	86	72	136	-	-	-	-	727	0.3%	▲	727

		Jan	Feb	Mar	Apr	May	Jun	Jul	Aug	Sep	Oct	Nov	Dec	Thru Aug	% Change	Trending	Total
Contested Divorce	2013	2	-	1	-	2	1	-	-	1	-	-	1	6			8
	2014	-	1	1	1	4	5	1	-	-	-	-	-	13	116.7%	▲	13
Domestic and Family - Level 1	2013	1	1	1	-	1	1	-	-	2	-	-	-	5			7
	2014	-	-	-	5	-	2	2	-	-	-	-	-	9	80.0%	▲	9
Domestic and Family - Level 2	2013	-	-	-	-	-	-	-	-	1	-	-	1	0			2
	2014	-	-	1	-	-	-	-	1	-	-	-	-	2	0.0%	⇄	2
General Civil - Level 1	2013	-	-	-	-	-	-	-	-	-	1	-	-	0			1
	2014	5	-	2	1	2	2	2	3	1	1	-	1	17	0.0%	⇄	20
General Civil - Level 2	2013	1	2	1	5	2	1	2	6	-	-	-	-	20	17.6%	▲	20
	2014	2	2	-	3	-	3	4	-	-	3	-	1	14			18
General Civil - Level 3	2013	2	2	-	3	-	3	4	-	-	3	-	1	14			18
	2014	-	-	-	2	3	1	3	1	-	-	-	-	10	-28.6%	▼	10
Miscellaneous	2013	32	28	38	20	19	16	15	15	22	21	23	19	183			268
	2014	25	47	26	26	22	9	18	17	-	-	-	-	190	3.8%	▲	190
Misdemeanor	2013	17	26	16	16	15	34	-	26	9	34	10	15	150			218
	2014	16	13	10	34	4	40	17	17	-	-	-	-	151	0.7%	▲	151
Non-Capital Felonies and Related Matters	2013	21	66	50	17	26	73	16	37	24	21	22	35	306			408
	2014	13	15	23	74	23	18	20	78	-	-	-	-	264	-13.7%	▼	264
Other	2013	-	1	-	1	-	-	-	-	2	1	1	-	2			6
	2014	-	-	-	-	1	-	1	-	-	-	-	-	2	0.0%	⇄	2
Other Criminally Related Matters	2013	-	2	6	-	7	3	-	1	1	-	3	1	19			24
	2014	9	1	3	3	-	9	7	13	-	-	-	-	45	136.8%	▲	45
Probates/Wills and Trusts - Level 2	2013	-	-	-	1	1	1	-	-	-	1	-	-	3			4
	2014	-	-	2	1	-	-	-	2	-	-	-	-	5	66.7%	▲	5
Uncontested Divorce	2013	3	2	3	3	4	2	1	2	8	4	2	3	20			37
	2014	2	1	3	5	2	1	1	1	-	-	-	-	16	-20.0%	▼	16

Type of Court: Circuit

Locale/Circuit: Greenville 6

Start/End Date: Jan-13 / Aug-14

Type of Case: Filings

AVG. Month: 65

2013 AVG Month: 69

2014 AVG Month: 59

Jan-Aug 2013: 525

Jan-Aug 2014: 468

Filings Trending: Downward ▼

D

a

s

h

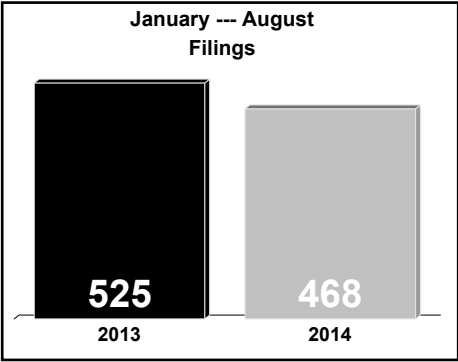
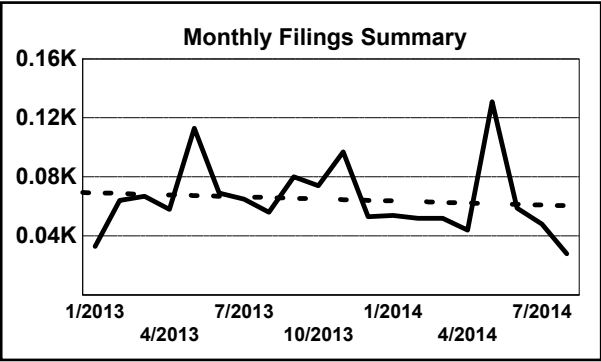
b

o

a

r

d



	Jan	Feb	Mar	Apr	May	Jun	Jul	Aug	Sep	Oct	Nov	Dec	Thru Aug	% Change	Trending	Total
2013	33	64	67	58	113	69	65	56	80	74	97	53	525			829
2014	54	52	52	44	131	59	48	28	-	-	-	-	468	-10.9%	▼	468

		Jan	Feb	Mar	Apr	May	Jun	Jul	Aug	Sep	Oct	Nov	Dec	Thru Aug	% Change	Trending	Total
Administrative Law	2013	-	-	-	-	-	-	-	-	-	1	-	-	0			1
	2014	-	-	1	1	1	-	-	-	-	-	-	-	3	0.0%	↔	3
Contested Divorce	2013	1	2	4	2	5	2	1	2	1	1	-	1	19			22
	2014	2	2	3	1	3	5	6	1	-	-	-	1	23	21.1%	▲	23
Domestic and Family - Level 1	2013	2	-	1	-	1	3	-	-	-	-	1	1	7			9
	2014	-	-	1	1	-	-	-	-	-	-	-	-	2	-71.4%	▼	2
Domestic and Family - Level 2	2013	-	-	-	-	1	-	-	2	-	-	1	-	3			4
	2014	1	-	-	-	1	-	-	-	-	-	-	-	2	-33.3%	▼	2
General Civil - Level 1	2013	-	-	-	1	2	-	-	-	-	-	-	-	3			3
	2014	-	-	-	1	-	-	-	-	-	-	-	-	1	-66.7%	▼	1
General Civil - Level 2	2013	4	9	7	3	6	3	1	3	4	8	3	5	36			56
	2014	3	2	1	-	6	13	4	5	-	-	-	-	34	-5.6%	▼	34
General Civil - Level 3	2013	1	1	1	6	1	3	4	2	21	4	7	2	19			53
	2014	1	4	1	1	3	2	1	1	-	-	-	-	14	-26.3%	▼	14
Miscellaneous	2013	-	7	9	6	3	4	9	5	5	12	4	6	43			70
	2014	8	6	8	4	8	5	3	3	-	-	-	-	45	4.7%	▲	45
Misdemeanor	2013	5	4	8	4	23	3	6	10	9	5	10	7	63			94
	2014	4	6	5	6	31	8	5	5	-	-	-	-	70	11.1%	▲	70
Non-Capital Felonies and Related Matters	2013	16	37	31	26	63	49	42	22	39	32	58	27	286			442
	2014	31	25	27	21	67	19	23	8	-	-	-	-	221	-22.7%	▼	221
Other	2014	-	-	-	-	1	-	-	-	-	-	-	-	1			1
Other Criminally Related Matters	2013	1	-	4	8	3	-	1	7	-	3	8	1	24			36
	2014	3	5	1	3	4	4	4	2	-	-	-	-	26	8.3%	▲	26
Probates/Wills and Trusts	2014	-	1	-	-	-	-	-	-	-	-	-	-	1			1
Uncontested Divorce	2013	3	4	2	2	5	2	1	3	1	8	5	3	22			39
	2014	1	1	4	5	6	3	2	3	-	-	-	-	25	13.6%	▲	25

Type of Court: Circuit

Locale/Circuit: Prince George 6

Start/End Date: Jan-13 / Aug-14

Type of Case: Filings

AVG. Month: 174

2013 AVG Month: 181

2014 AVG Month: 164

Jan-Aug 2013: 1,407

Jan-Aug 2014: 1,314

Filings Trending: Downward ▼

D

a

s

h

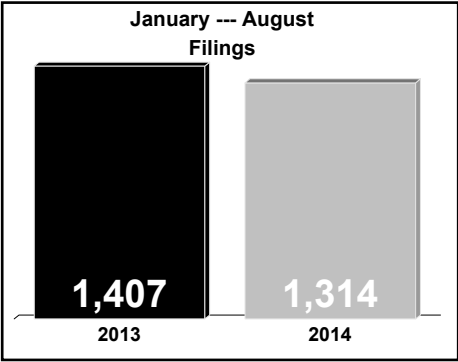
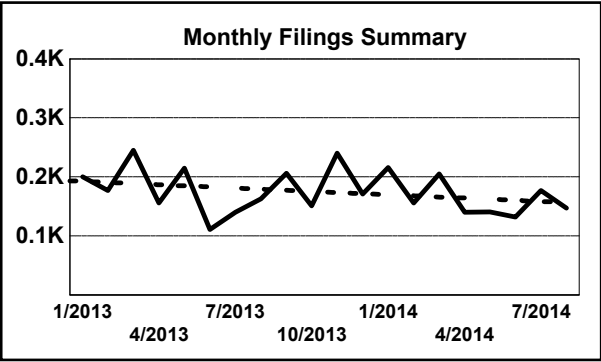
b

o

a

r

d



	Jan	Feb	Mar	Apr	May	Jun	Jul	Aug	Sep	Oct	Nov	Dec	Thru Aug	% Change	Trending	Total
2013	200	177	245	156	215	111	140	163	206	151	240	171	1,407			2,175
2014	216	156	205	140	141	132	177	147	-	-	-	-	1,314	-6.6%	▼	1,314

		Jan	Feb	Mar	Apr	May	Jun	Jul	Aug	Sep	Oct	Nov	Dec	Thru Aug	% Change	Trending	Total
Administrative Law	2013	1	1	-	-	1	-	-	-	1	-	-	1	3			5
	2014	-	1	-	-	-	-	-	1	-	-	-	-	2	-33.3%	▼	2
Contested Divorce	2013	-	3	7	7	5	1	2	1	8	7	5	1	26			47
	2014	3	2	4	7	3	-	4	3	-	-	-	-	26	0.0%	↔	26
Domestic and Family - Level 1	2013	2	2	1	2	8	2	9	5	3	9	4	1	31			48
	2014	2	1	13	2	4	1	-	3	-	-	-	-	26	-16.1%	▼	26
Domestic and Family - Level 2	2013	2	1	1	2	-	1	2	2	6	-	-	2	11			19
	2014	-	-	2	-	4	2	3	2	-	-	-	-	13	18.2%	▲	13
General Civil - Level 1	2013	-	-	-	-	-	-	-	-	-	1	-	-	0			1
	2014	5	1	7	2	5	10	8	7	4	8	3	6	45	0.0%	↔	66
General Civil - Level 2	2013	5	1	7	2	5	10	8	7	4	8	3	6	45	0.0%	↔	66
	2014	6	2	5	7	6	8	7	5	-	-	-	-	46	2.2%	▲	46
General Civil - Level 3	2013	1	5	7	2	2	3	1	5	2	1	2	2	26			33
	2014	1	1	1	-	-	1	2	1	-	-	-	-	7	-73.1%	▼	7
Miscellaneous	2013	125	117	105	78	56	41	49	56	59	59	64	75	627			884
	2014	88	81	101	69	52	48	66	58	-	-	-	-	563	-10.2%	▼	563
Misdemeanor	2013	13	11	19	8	24	13	18	15	26	17	31	11	121			206
	2014	27	17	12	9	12	7	14	4	-	-	-	-	102	-15.7%	▼	102
Non-Capital Felonies and Related Matters	2013	36	22	76	36	103	25	41	57	74	31	115	56	396			672
	2014	67	36	49	31	32	44	69	42	-	-	-	-	370	-6.6%	▼	370
Other	2013	2	1	1	5	-	3	1	3	5	2	2	3	16			28
	2014	2	6	5	3	1	6	2	4	-	-	-	-	29	81.3%	▲	29
Other Criminally Related Matters	2013	9	4	6	6	1	5	5	2	7	8	2	6	38			61
	2014	6	3	4	4	14	8	3	11	-	-	-	-	53	39.5%	▲	53
Probates/Wills and Trusts - Level 2	2013	-	1	1	1	1	1	-	-	-	2	3	-	5			10
	2014	2	1	1	-	1	-	2	2	-	-	-	-	9	80.0%	▲	9
Uncontested Divorce	2013	4	8	14	7	9	6	4	10	11	6	9	7	62			95
	2014	12	5	8	8	12	7	5	11	-	-	-	-	68	9.7%	▲	68

Type of Court: Circuit

Locale/Circuit: Surry 6

Start/End Date: Jan-13 / Aug-14

Type of Case: Filings

AVG. Month: 31

2013 AVG Month: 35

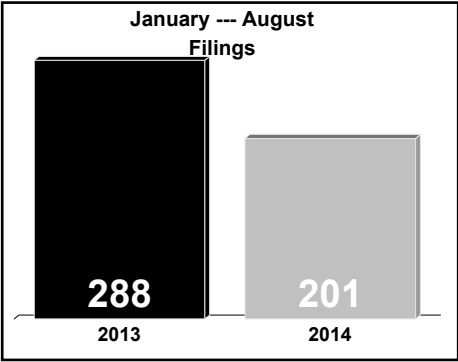
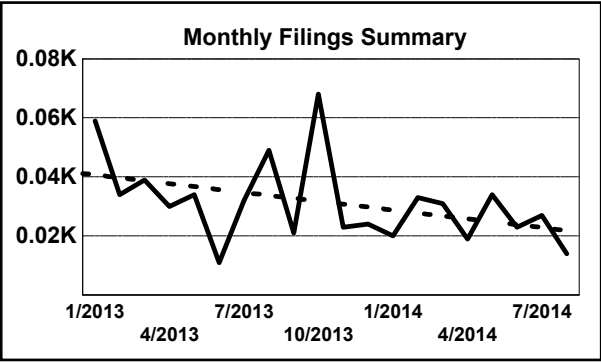
2014 AVG Month: 25

Jan-Aug 2013: 288

Jan-Aug 2014: 201

Filings Trending: Downward ▼

D  
a  
s  
h  
b  
o  
a  
r  
d



	Jan	Feb	Mar	Apr	May	Jun	Jul	Aug	Sep	Oct	Nov	Dec	Thru Aug	% Change	Trending	Total
2013	59	34	39	30	34	11	32	49	21	68	23	24	288			424
2014	20	33	31	19	34	23	27	14	-	-	-	-	201	-30.2%	▼	201

		Jan	Feb	Mar	Apr	May	Jun	Jul	Aug	Sep	Oct	Nov	Dec	Thru Aug	% Change	Trending	Total
Contested Divorce	2013	-	2	2	-	-	-	1	1	-	3	1	-	6			10
	2014	2	-	3	2	3	1	1	1	-	-	-	-	13	116.7%	▲	13
Domestic and Family - Lev	2013	-	-	-	-	-	-	1	-	-	-	-	-	1			1
General Civil - Level 1	2013	-	1	2	-	-	-	-	-	-	-	-	-	3			3
General Civil - Level 2	2013	2	5	3	-	4	1	3	2	2	1	-	2	20			25
	2014	1	1	-	1	-	-	-	2	-	-	-	-	5	-75.0%	▼	5
General Civil - Level 3	2013	2	1	2	-	1	-	-	2	-	4	3	-	8			15
	2014	1	6	3	6	4	1	-	1	-	-	-	-	22	175.0%	▲	22
Miscellaneous	2013	21	22	17	20	7	7	13	13	14	15	11	16	120			176
	2014	12	18	19	8	12	11	9	10	-	-	-	-	99	-17.5%	▼	99
Misdemeanor	2013	11	-	3	-	9	-	9	2	3	-	1	3	34			41
	2014	2	-	2	-	1	2	1	-	-	-	-	-	8	-76.5%	▼	8
Non-Capital Felonies and Related Matters	2013	17	1	7	6	11	2	5	25	2	43	5	-	74			124
	2014	-	6	2	-	11	6	15	-	-	-	-	-	40	-45.9%	▼	40
Other	2013	2	-	-	-	-	-	-	1	-	1	1	1	3			6
	2014	-	1	-	-	2	-	-	-	-	-	-	-	3	0.0%	↔	3
Other Criminally Related Matters	2013	-	1	-	-	1	-	-	1	-	-	-	1	3			4
	2014	1	-	-	1	-	1	1	-	-	-	-	-	4	33.3%	▲	4
Probates/Wills and Trusts	2013	-	-	1	-	-	-	-	-	-	-	-	-	1			1
Uncontested Divorce	2013	4	1	2	4	1	1	-	2	-	1	1	1	15			18
	2014	1	1	2	1	1	1	-	-	-	-	-	-	7	-53.3%	▼	7

Type of Court: Circuit

Locale/Circuit: Sussex 6

Start/End Date: Jan-13 / Aug-14

Type of Case: Filings

AVG. Month: 49

2013 AVG Month: 49

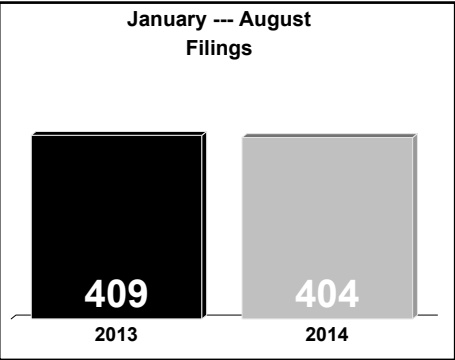
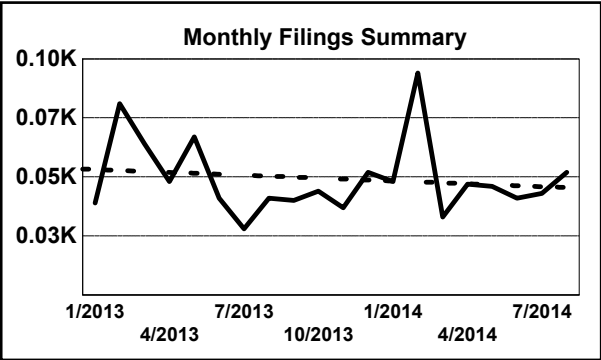
2014 AVG Month: 51

Jan-Aug 2013: 409

Jan-Aug 2014: 404

Filings Trending: Steady ↔

D  
a  
s  
h  
b  
o  
a  
r  
d



	Jan	Feb	Mar	Apr	May	Jun	Jul	Aug	Sep	Oct	Nov	Dec	Thru Aug	% Change	Trending	Total
2013	39	81	64	48	67	41	28	41	40	44	37	52	409			582
2014	48	94	33	47	46	41	43	52	-	-	-	-	404	-1.2%	▼	404

		Jan	Feb	Mar	Apr	May	Jun	Jul	Aug	Sep	Oct	Nov	Dec	Thru Aug	% Change	Trending	Total
Administrative Law	2013	-	-	-	-	1	-	-	1	-	-	-	-	2			2
Contested Divorce	2013	1	1	-	-	-	-	-	1	2	-	-	2	3			7
	2014	-	2	1	-	1	3	1	4	-	-	-	-	12	300.0%	▲	12
Domestic and Family - Level 1	2013	-	-	3	3	3	-	-	-	-	-	-	-	9			9
	2014	-	-	4	-	-	-	-	-	-	-	-	-	4	-55.6%	▼	4
Domestic and Family - Lev	2013	-	1	-	1	-	-	1	-	-	-	1	-	3			4
General Civil - Level 1	2013	-	-	1	-	1	-	-	-	2	-	-	-	2			4
	2014	-	-	-	-	1	-	-	-	-	-	-	-	1	-50.0%	▼	1
General Civil - Level 2	2013	2	3	-	2	-	-	-	3	3	-	2	-	10			15
	2014	2	3	2	-	7	1	1	2	-	-	-	-	18	80.0%	▲	18
General Civil - Level 3	2013	-	2	2	-	1	1	1	1	-	-	1	-	8			9
	2014	15	22	-	1	-	-	6	1	-	-	-	-	45	462.5%	▲	45
Miscellaneous	2013	21	30	20	11	11	13	6	10	13	19	6	18	122			178
	2014	18	18	16	26	14	9	8	17	-	-	-	-	126	3.3%	▲	126
Misdemeanor	2013	3	12	5	11	6	8	4	8	5	10	7	11	57			90
	2014	1	19	4	4	7	2	3	8	-	-	-	-	48	-15.8%	▼	48
Non-Capital Felonies and Related Matters	2013	8	15	25	7	38	8	11	4	11	11	8	12	116			158
	2014	8	20	2	11	9	23	18	18	-	-	-	-	109	-6.0%	▼	109
Other	2013	-	-	-	-	-	1	-	-	1	-	-	-	1			2
	2014	-	1	-	-	-	-	-	-	-	-	-	-	1	0.0%	↔	1
Other Criminally Related Matters	2013	2	16	3	12	4	9	5	11	3	3	11	7	62			86
	2014	-	8	3	4	5	3	5	-	-	-	-	-	28	-54.8%	▼	28
Probates/Wills and Trusts	2014	-	1	-	-	-	-	-	-	-	-	-	-	1			1
Probates/Wills and Trusts	2013	-	-	2	-	1	1	-	-	-	-	-	-	4			4
Uncontested Divorce	2013	2	1	3	1	1	-	-	2	-	1	1	2	10			14
	2014	4	-	1	1	2	-	1	2	-	-	-	-	11	10.0%	▲	11

Type of Court: Circuit

Locale/Circuit: Hopewell 6

Start/End Date: Jan-13 / Aug-14

Type of Case: Filings

AVG. Month: 130

2013 AVG Month: 139

2014 AVG Month: 118

Jan-Aug 2013: 1,114

Jan-Aug 2014: 943

Filings Trending: Downward ▼

D

a

s

h

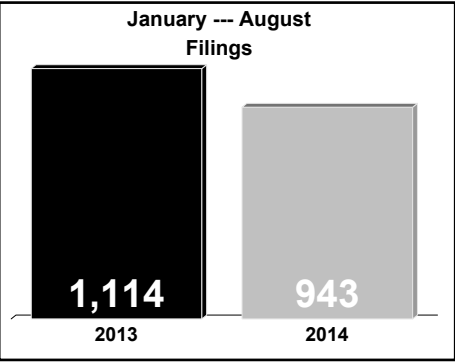
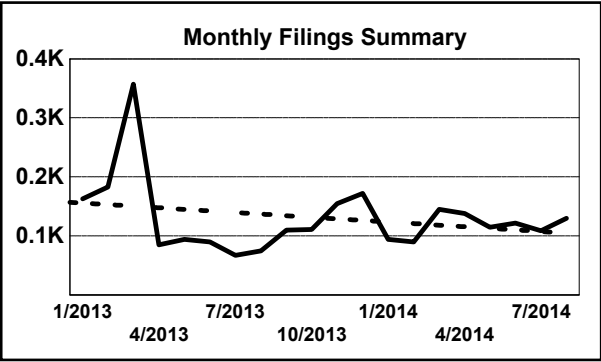
b

o

a

r

d



	Jan	Feb	Mar	Apr	May	Jun	Jul	Aug	Sep	Oct	Nov	Dec	Thru Aug	% Change	Trending	Total
2013	163	183	357	85	94	90	67	75	110	111	155	172	1,114			1,662
2014	94	90	145	138	115	122	109	130	-	-	-	-	943	-15.4%	▼	943

		Jan	Feb	Mar	Apr	May	Jun	Jul	Aug	Sep	Oct	Nov	Dec	Thru Aug	% Change	Trending	Total
Contested Divorce	2013	2	3	7	2	1	5	2	2	-	1	1	2	24			28
	2014	3	2	5	3	2	1	-	-	-	-	-	-	16	-33.3%	▼	16
Domestic and Family - Level 1	2013	7	8	9	-	2	-	4	11	7	3	8	5	41			64
	2014	1	8	5	5	6	2	3	2	-	-	-	-	32	-22.0%	▼	32
Domestic and Family - Level 2	2013	-	2	3	1	3	-	-	-	1	-	-	-	9			10
	2014	1	1	2	2	-	2	5	-	-	-	-	-	13	44.4%	▲	13
General Civil - Level 1	2013	-	-	-	-	-	1	-	1	-	-	-	1	2			3
	2014	1	-	-	1	-	1	-	-	-	-	-	-	3	50.0%	▲	3
General Civil - Level 2	2013	3	9	3	3	2	2	6	6	2	2	4	4	34			46
	2014	2	5	2	4	3	3	2	5	-	-	-	-	26	-23.5%	▼	26
General Civil - Level 3	2013	5	4	2	3	5	-	-	5	1	1	5	4	24			35
	2014	2	-	3	5	-	2	1	2	-	-	-	-	15	-37.5%	▼	15
Miscellaneous	2013	64	49	48	34	32	20	19	16	25	33	26	30	282			396
	2014	35	39	38	42	30	31	20	38	-	-	-	-	273	-3.2%	▼	273
Misdemeanor	2013	9	23	27	10	13	7	13	9	18	11	16	28	111			184
	2014	6	12	13	7	13	21	15	22	-	-	-	-	109	-1.8%	▼	109
Non-Capital Felonies and Related Matters	2013	70	72	246	30	32	45	18	22	52	55	90	89	535			821
	2014	41	18	70	53	48	49	45	52	-	-	-	-	376	-29.7%	▼	376
Other	2013	1	3	1	-	2	1	-	1	-	1	-	1	9			11
	2014	-	-	-	1	1	1	4	-	-	-	-	-	7	-22.2%	▼	7
Other Criminally Related Matters	2013	-	1	1	-	-	1	2	-	3	2	1	2	5			13
	2014	1	-	-	4	4	8	1	3	-	-	-	-	21	320.0%	▲	21
Probates/Wills and Trusts	2014	-	-	1	-	-	-	-	-	-	-	-	-	1			1
Probates/Wills and Trusts - Level 2	2013	-	-	-	1	-	2	1	-	-	-	-	1	4			5
	2014	-	1	1	-	3	-	1	1	-	-	-	-	7	75.0%	▲	7
Protective Orders	2013	1	2	-	-	-	-	-	-	-	-	-	-	3			3
	2014	-	-	1	1	-	-	-	1	-	-	-	-	3	0.0%	↔	3
Uncontested Divorce	2013	1	7	10	1	2	6	2	2	2	1	4	5	31			43
	2014	1	4	4	10	5	1	12	4	-	-	-	-	41	32.3%	▲	41

Type of Court: Circuit

Locale/Circuit: Newport News 7

Start/End Date: Jan-13 / Aug-14

Type of Case: Filings

AVG. Month: 874

2013 AVG Month: 882

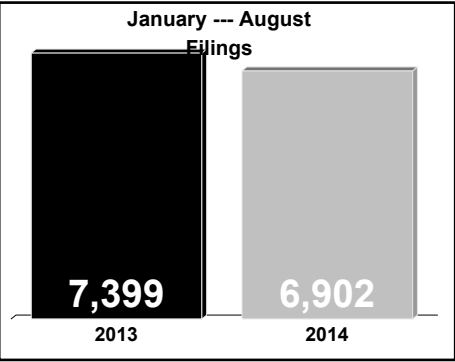
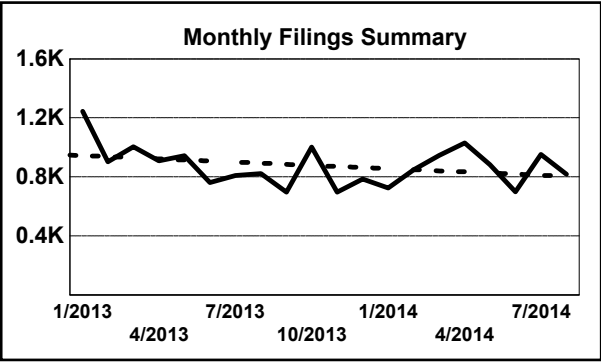
2014 AVG Month: 863

Jan-Aug 2013: 7,399

Jan-Aug 2014: 6,902

Filings Trending: Downward ▼

D  
a  
s  
h  
b  
o  
a  
r  
d



	Jan	Feb	Mar	Apr	May	Jun	Jul	Aug	Sep	Oct	Nov	Dec	Thru Aug	% Change	Trending	Total
2013	1,245	903	1,004	909	944	761	810	823	697	1,001	697	786	7,399			10,580
2014	725	848	946	1,030	883	700	952	818	-	-	-	-	6,902	-6.7%	▼	6,902

		Jan	Feb	Mar	Apr	May	Jun	Jul	Aug	Sep	Oct	Nov	Dec	Thru Aug	% Change	Trending	Total
Administrative Law	2013	-	2	2	1	3	1	1	2	-	-	-	1	12			13
	2014	1	1	1	1	1	-	-	2	-	-	-	-	7	-41.7%	▼	7
Capital Murder	2014	-	-	-	-	2	-	-	-	-	-	-	-	2			2
Contested Divorce	2013	28	15	28	21	30	15	23	23	19	13	17	13	183			245
	2014	11	26	22	19	16	30	22	18	-	-	-	-	164	-10.4%	▼	164
Domestic and Family - Level 1	2013	24	20	23	29	27	25	18	31	18	27	6	25	197			273
	2014	9	15	32	16	31	32	29	21	-	-	-	-	185	-6.1%	▼	185
Domestic and Family - Level 2	2013	3	4	5	6	4	4	8	6	1	11	6	7	40			65
	2014	3	4	3	4	6	5	5	4	-	-	-	-	34	-15.0%	▼	34
General Civil - Level 1	2013	61	29	8	45	36	8	33	24	8	56	10	6	244			324
	2014	14	7	34	9	36	12	13	3	-	-	-	-	128	-47.5%	▼	128
General Civil - Level 2	2013	31	30	18	40	40	25	30	34	23	31	31	25	248			358
	2014	20	39	29	33	33	34	20	31	-	-	-	-	239	-3.6%	▼	239
General Civil - Level 3	2013	15	14	20	17	13	9	21	20	10	12	13	19	129			183
	2014	12	20	22	12	9	9	12	12	-	-	-	-	108	-16.3%	▼	108
Miscellaneous	2013	372	327	324	233	233	163	164	187	211	190	170	205	2,003			2,779
	2014	252	292	240	221	198	189	184	200	-	-	-	-	1,776	-11.3%	▼	1,776
Misdemeanor	2013	147	119	141	106	128	112	116	112	115	117	111	139	981			1,463
	2014	69	75	156	125	141	66	137	118	-	-	-	-	887	-9.6%	▼	887
Non-Capital Felonies and Related Matters	2013	328	150	233	231	231	185	213	188	109	343	189	204	1,759			2,604
	2014	169	185	183	350	244	168	304	230	-	-	-	-	1,833	4.2%	▲	1,833
Other	2013	43	29	44	39	47	44	44	39	39	39	35	27	329			469
	2014	36	35	43	48	42	31	52	35	-	-	-	-	322	-2.1%	▼	322
Other Criminally Related Matters	2013	145	87	90	86	94	112	86	116	102	112	68	84	816			1,182
	2014	93	96	114	136	68	64	110	104	-	-	-	-	785	-3.8%	▼	785
Probates/Wills and Trusts - Level 1	2013	-	1	-	1	-	-	-	-	1	2	-	-	2			5
	2014	1	1	2	-	-	-	1	2	-	-	-	-	7	250.0%	▲	7
Probates/Wills and Trusts - Level 2	2013	1	1	1	-	-	-	-	-	-	-	-	-	3			3
	2014	-	-	-	1	1	1	1	-	-	-	-	-	4	33.3%	▲	4
Protective Orders	2013	1	3	-	1	4	1	5	5	2	4	1	1	20			28
	2014	1	2	5	3	4	4	5	4	-	-	-	-	28	40.0%	▲	28
Uncontested Divorce	2013	46	72	67	53	54	57	48	36	39	44	40	30	433			586
	2014	34	50	60	52	51	55	57	34	-	-	-	-	393	-9.2%	▼	393



Type of Court: Circuit

Locale/Circuit: Hampton 8

Start/End Date: Jan-13 / Aug-14

Type of Case: Filings

AVG. Month: 633

2013 AVG Month: 631

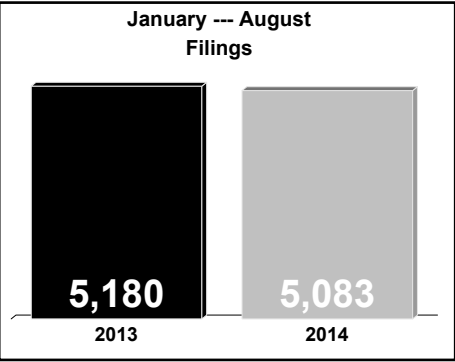
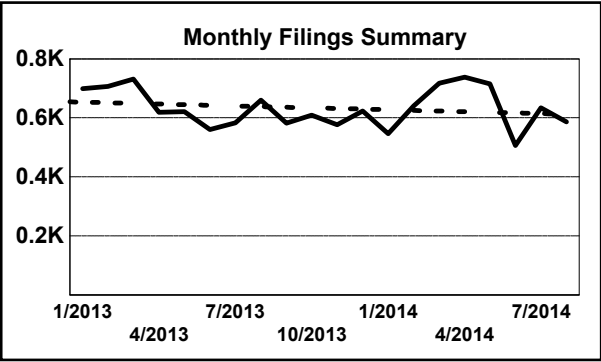
2014 AVG Month: 635

Jan-Aug 2013: 5,180

Jan-Aug 2014: 5,083

Filings Trending: Steady ↔

D  
a  
s  
h  
b  
o  
a  
r  
d



	Jan	Feb	Mar	Apr	May	Jun	Jul	Aug	Sep	Oct	Nov	Dec	Thru Aug	% Change	Trending	Total
2013	699	706	731	619	621	561	583	660	582	609	577	623	5,180			7,571
2014	546	640	717	738	715	506	634	587	-	-	-	-	5,083	-1.9%	▼	5,083

		Jan	Feb	Mar	Apr	May	Jun	Jul	Aug	Sep	Oct	Nov	Dec	Thru Aug	% Change	Trending	Total
Administrative Law	2013	1	-	-	-	1	1	1	1	-	1	1	-	5			7
	2014	3	-	-	-	-	-	-	1	-	-	-	-	4	-20.0%	▼	4
Capital Murder	2014	-	-	1	-	-	-	1	-	-	-	-	-	2			2
Contested Divorce	2013	25	14	24	16	21	14	10	13	17	22	12	8	137			196
	2014	10	18	18	15	9	13	17	15	-	-	-	-	115	-16.1%	▼	115
Domestic and Family - Level 1	2013	11	15	11	9	18	9	12	15	8	13	25	4	100			150
	2014	4	10	12	17	10	5	5	11	-	-	-	-	74	-26.0%	▼	74
Domestic and Family - Level 2	2013	40	16	68	35	20	13	4	20	40	26	53	36	216			371
	2014	12	26	81	138	64	13	33	62	-	-	-	-	429	98.6%	▲	429
General Civil - Level 1	2013	-	1	1	2	2	2	-	3	2	2	1	1	11			17
	2014	4	-	4	2	6	-	2	1	-	-	-	-	19	72.7%	▲	19
General Civil - Level 2	2013	27	20	23	25	20	24	29	27	21	16	31	13	195			276
	2014	22	15	22	30	20	27	25	28	-	-	-	-	189	-3.1%	▼	189
General Civil - Level 3	2013	17	14	15	14	19	17	12	13	13	11	9	9	121			163
	2014	5	7	9	10	3	8	3	5	-	-	-	-	50	-58.7%	▼	50
Miscellaneous	2013	294	310	253	211	150	157	153	200	147	151	158	173	1,728			2,357
	2014	178	222	226	186	152	146	171	141	-	-	-	-	1,422	-17.7%	▼	1,422
Misdemeanor	2013	28	55	43	37	57	57	51	38	36	49	41	55	366			547
	2014	39	41	52	44	59	43	45	42	-	-	-	-	365	-0.3%	▼	365
Non-Capital Felonies and Related Matters	2013	127	144	151	150	180	164	183	180	177	174	146	210	1,279			1,986
	2014	136	177	153	179	233	126	195	159	-	-	-	-	1,358	6.2%	▲	1,358
Other	2013	58	54	60	57	59	35	49	69	58	61	61	53	441			674
	2014	51	66	50	58	83	72	72	59	-	-	-	-	511	15.9%	▲	511
Other Criminally Related Matters	2013	21	20	31	19	27	23	44	20	30	35	11	31	205			312
	2014	47	16	45	22	36	21	30	26	-	-	-	-	243	18.5%	▲	243
Probates/Wills and Trusts - Level 1	2013	1	-	-	2	4	3	1	2	-	-	-	1	13			14
	2014	1	-	1	1	-	-	-	-	-	-	-	-	3	-76.9%	▼	3
Probates/Wills and Trusts - Level 2	2013	6	5	1	7	3	9	3	6	6	4	4	2	40			56
	2014	3	2	6	2	2	3	3	6	-	-	-	-	27	-32.5%	▼	27
Uncontested Divorce	2013	43	38	50	35	40	33	31	53	27	44	24	27	323			445
	2014	31	40	37	34	38	29	32	31	-	-	-	-	272	-15.8%	▼	272

Type of Court: Circuit

Locale/Circuit: Charles City 9

Start/End Date: Jan-13 / Aug-14

Type of Case: Filings

AVG. Month: 26

2013 AVG Month: 29

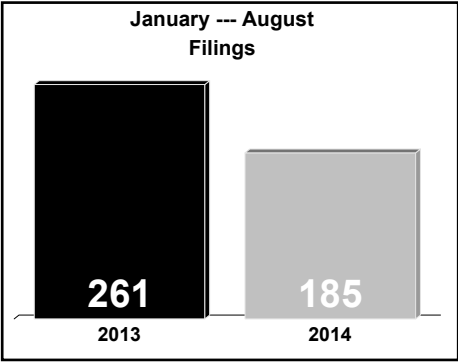
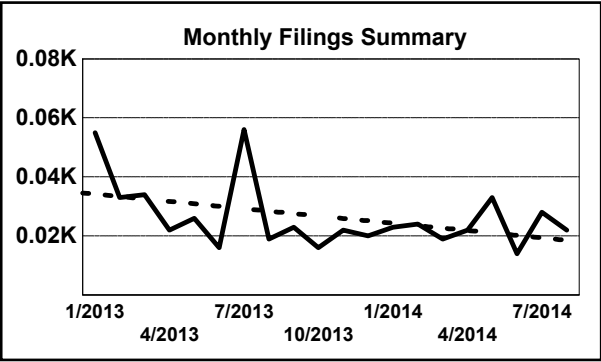
2014 AVG Month: 23

Jan-Aug 2013: 261

Jan-Aug 2014: 185

Filings Trending: Downward ▼

D  
a  
s  
h  
b  
o  
a  
r  
d



	Jan	Feb	Mar	Apr	May	Jun	Jul	Aug	Sep	Oct	Nov	Dec	Thru Aug	% Change	Trending	Total
2013	55	33	34	22	26	16	56	19	23	16	22	20	261			342
2014	23	24	19	22	33	14	28	22	-	-	-	-	185	-29.1%	▼	185

		Jan	Feb	Mar	Apr	May	Jun	Jul	Aug	Sep	Oct	Nov	Dec	Thru Aug	% Change	Trending	Total
Contested Divorce	2013	-	-	-	-	-	1	1	-	-	-	-	1	2			3
	2014	1	1	-	-	1	-	1	-	-	-	-	-	4	100.0%	▲	4
Domestic and Family - Level 1	2013	-	-	-	-	1	-	-	-	-	-	3	-	1	500.0%	▲	6
	2014	-	-	-	-	-	-	1	6	-	-	-	-	2			2
Domestic and Family - Level 2	2013	-	-	-	-	-	-	1	1	-	-	-	-	2	100.0%	▲	4
	2014	-	-	-	-	4	-	-	-	-	-	-	-	4			4
General Civil - Level 1	2013	1	-	-	-	-	-	1	-	-	-	-	-	2	0.0%	↔	2
	2014	1	-	-	-	-	1	-	-	-	-	-	-	2			2
General Civil - Level 2	2013	-	1	1	2	3	1	7	1	1	1	1	5	16	18.8%	▲	24
	2014	1	2	-	4	2	6	1	3	-	-	-	-	19			19
General Civil - Level 3	2013	1	2	1	-	-	1	3	1	3	2	1	2	9			17
	2014	1	-	-	-	-	3	1	1	-	-	-	-	6	-33.3%	▼	6
Miscellaneous	2013	23	25	22	15	13	5	13	8	8	9	10	6	124			157
	2014	17	15	16	13	16	3	14	8	-	-	-	-	102	-17.7%	▼	102
Misdemeanor	2013	7	1	3	1	-	-	8	-	5	-	1	-	20			26
	2014	-	2	-	1	1	-	7	-	-	-	-	-	11	-45.0%	▼	11
Non-Capital Felonies and Related Matters	2013	17	2	5	2	5	7	18	5	6	2	6	4	61			79
	2014	1	2	1	1	8	1	3	-	-	-	-	-	17	-72.1%	▼	17
Other	2013	2	1	1	1	1	-	-	2	-	2	-	-	8			10
	2014	1	-	2	1	-	-	-	-	-	-	-	-	4	-50.0%	▼	4
Other Criminally Related Matters	2013	3	-	-	1	-	-	4	1	-	-	-	2	9			11
	2014	-	2	-	1	-	-	-	2	-	-	-	-	5	-44.4%	▼	5
Probates/Wills and Trusts - Level 2	2013	-	-	-	-	1	-	-	-	-	-	-	-	1	0.0%	↔	1
	2014	-	-	-	-	1	-	-	-	-	-	-	-	1			1
Uncontested Divorce	2013	1	1	1	-	2	1	-	-	-	-	-	-	6			6
	2014	-	-	-	1	-	-	1	2	-	-	-	-	4	-33.3%	▼	4

Type of Court: Circuit

Locale/Circuit: Gloucester 9

Start/End Date: Jan-13 / Aug-14

Type of Case: Filings

AVG. Month: 192

2013 AVG Month: 200

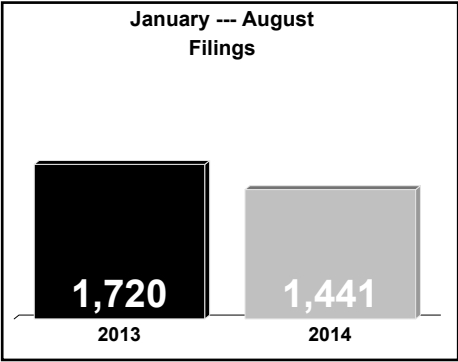
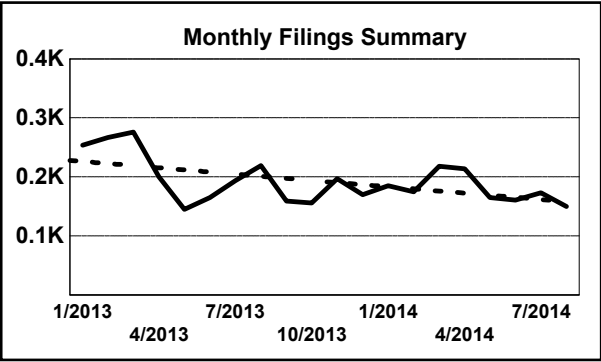
2014 AVG Month: 180

Jan-Aug 2013: 1,720

Jan-Aug 2014: 1,441

Filings Trending: Downward ▼

D  
a  
s  
h  
b  
o  
a  
r  
d



	Jan	Feb	Mar	Apr	May	Jun	Jul	Aug	Sep	Oct	Nov	Dec	Thru Aug	% Change	Trending	Total
2013	254	267	276	200	145	165	194	219	159	156	197	170	1,720			2,402
2014	185	175	218	214	165	161	173	150	-	-	-	-	1,441	-16.2%	▼	1,441

		Jan	Feb	Mar	Apr	May	Jun	Jul	Aug	Sep	Oct	Nov	Dec	Thru Aug	% Change	Trending	Total
Administrative Law	2014	-	-	-	-	-	-	2	-	-	-	-	-	2			2
Contested Divorce	2013	1	4	3	3	2	5	6	6	3	6	5	5	30			49
	2014	5	10	6	6	3	5	6	5	-	-	-	-	46	53.3%	▲	46
Domestic and Family - Level 1	2013	3	1	-	4	2	-	7	2	9	1	4	-	19			33
	2014	-	2	-	6	1	4	8	2	-	-	-	-	23	21.1%	▲	23
Domestic and Family - Level 2	2013	2	2	2	2	3	2	1	3	1	4	-	3	17			25
	2014	1	-	-	-	4	1	1	2	-	-	-	-	9	-47.1%	▼	9
General Civil - Level 1	2013	-	-	-	-	-	-	-	1	-	-	-	-	1			1
General Civil - Level 2	2013	10	6	5	7	4	11	8	7	1	2	5	4	58			70
	2014	13	6	7	3	6	6	8	4	-	-	-	-	53	-8.6%	▼	53
General Civil - Level 3	2013	10	2	3	30	4	3	9	4	1	4	2	1	65			73
	2014	1	3	10	13	3	1	3	4	-	-	-	-	38	-41.5%	▼	38
Miscellaneous	2013	169	177	152	96	67	62	65	81	64	69	70	82	869			1,154
	2014	80	78	89	89	48	52	49	47	-	-	-	-	532	-38.8%	▼	532
Misdemeanor	2013	3	15	18	12	5	13	12	23	15	11	21	12	101			160
	2014	16	21	21	21	7	20	26	9	-	-	-	-	141	39.6%	▲	141
Non-Capital Felonies and Related Matters	2013	32	40	68	23	31	39	65	46	42	28	65	25	344			504
	2014	35	23	48	36	66	36	41	34	-	-	-	-	319	-7.3%	▼	319
Other	2013	8	8	10	6	5	20	8	23	14	9	7	21	88			139
	2014	16	20	22	18	14	16	15	30	-	-	-	-	151	71.6%	▲	151
Other Criminally Related Matters	2013	3	3	3	3	10	2	4	6	3	4	5	5	34			51
	2014	8	3	4	10	7	5	1	5	-	-	-	-	43	26.5%	▲	43
Probates/Wills and Trusts	2013	-	-	-	-	-	-	-	1	-	-	-	-	1			1
Probates/Wills and Trusts - Level 2	2013	-	-	-	-	-	2	-	-	-	3	4	-	2			9
	2014	-	1	-	-	1	5	-	-	-	-	-	-	7	250.0%	▲	7
Protective Orders	2013	2	-	-	-	-	-	-	2	2	2	1	-	4			9
	2014	-	1	-	1	-	1	-	-	-	-	-	-	3	-25.0%	▼	3
Uncontested Divorce	2013	11	9	12	14	12	6	9	14	4	13	8	12	87			124
	2014	10	7	11	11	5	9	13	8	-	-	-	-	74	-14.9%	▼	74

Type of Court: Circuit

Locale/Circuit: King & Queen 9

Start/End Date: Jan-13 / Aug-14

Type of Case: Filings

AVG. Month: 27

2013 AVG Month: 27

2014 AVG Month: 27

Jan-Aug 2013: 227

Jan-Aug 2014: 214

Filings Trending: Downward ▼

D

a

s

h

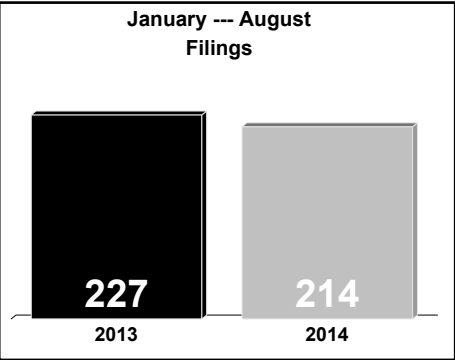
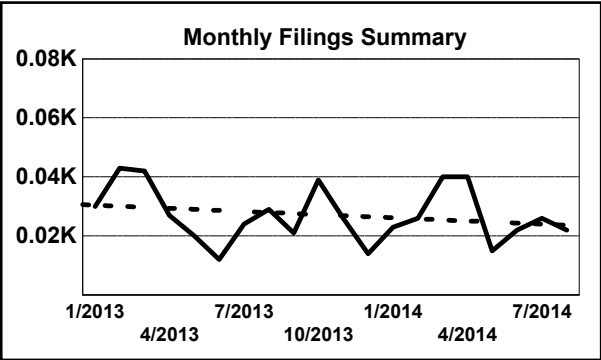
b

o

a

r

d



	Jan	Feb	Mar	Apr	May	Jun	Jul	Aug	Sep	Oct	Nov	Dec	Thru Aug	% Change	Trending	Total
2013	30	43	42	27	20	12	24	29	21	39	26	14	227			327
2014	23	26	40	40	15	22	26	22	-	-	-	-	214	-5.7%	▼	214

		Jan	Feb	Mar	Apr	May	Jun	Jul	Aug	Sep	Oct	Nov	Dec	Thru Aug	% Change	Trending	Total
Administrative Law	2014	-	-	1	-	-	-	-	-	-	-	-	-	1			1
Contested Divorce	2013	-	-	-	1	1	-	2	-	-	1	1	-	4			6
	2014	-	-	-	-	1	-	1	-	-	-	-	-	2	-50.0%	▼	2
Domestic and Family - Level 1	2013	-	1	-	-	-	-	-	-	-	-	-	-	1			1
	2014	-	-	-	1	-	-	-	-	-	-	-	-	1	0.0%	↔	1
Domestic and Family - Level 2	2013	-	-	2	-	1	-	-	-	-	-	-	-	3			3
	2014	-	-	-	-	-	-	1	-	-	-	-	-	1	-66.7%	▼	1
General Civil - Level 2	2013	1	-	3	-	-	1	-	1	-	-	1	1	6			8
	2014	-	1	1	1	3	2	3	4	-	-	-	-	15	150.0%	▲	15
General Civil - Level 3	2013	-	-	-	-	-	-	-	2	-	5	-	-	2			7
	2014	2	3	1	1	-	2	1	-	-	-	-	-	10	400.0%	▲	10
Miscellaneous	2013	18	25	24	15	15	7	13	7	15	24	11	5	124			179
	2014	12	12	14	15	8	8	13	10	-	-	-	-	92	-25.8%	▼	92
Misdemeanor	2013	1	1	2	4	-	-	1	3	1	2	3	1	12			19
	2014	-	2	1	2	-	2	1	1	-	-	-	-	9	-25.0%	▼	9
Non-Capital Felonies and Related Matters	2013	1	10	7	6	1	4	6	10	3	5	7	5	45			65
	2014	4	4	18	11	1	6	-	2	-	-	-	-	46	2.2%	▲	46
Other	2014	-	-	-	-	-	1	-	-	-	-	-	-	1			1
Other Criminally Related Matters	2013	6	4	1	-	1	-	2	4	-	2	1	-	18			21
	2014	2	2	2	3	1	1	5	3	-	-	-	-	19	5.6%	▲	19
Probates/Wills and Trusts - Level 1	2013	-	1	-	-	-	-	-	-	-	-	-	-	1			1
	2014	-	-	-	-	-	-	1	-	-	-	-	-	1	0.0%	↔	1
Probates/Wills and Trusts - Level 2	2013	1	-	1	-	-	-	-	-	-	-	-	2	2			4
	2014	1	1	-	3	-	-	-	1	-	-	-	-	6	200.0%	▲	6
Protective Orders	2013	-	-	-	-	-	-	-	1	-	-	2	-	1			3
Uncontested Divorce	2013	2	1	2	1	1	-	-	1	2	-	-	-	8			10
	2014	2	1	2	3	1	-	-	1	-	-	-	-	10	25.0%	▲	10

Type of Court: Circuit

Locale/Circuit: King William 9

Start/End Date: Jan-13 / Aug-14

Type of Case: Filings

AVG. Month: 66

2013 AVG Month: 65

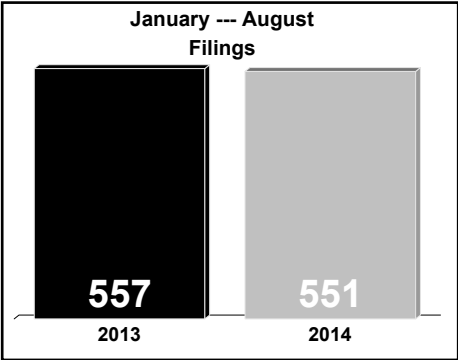
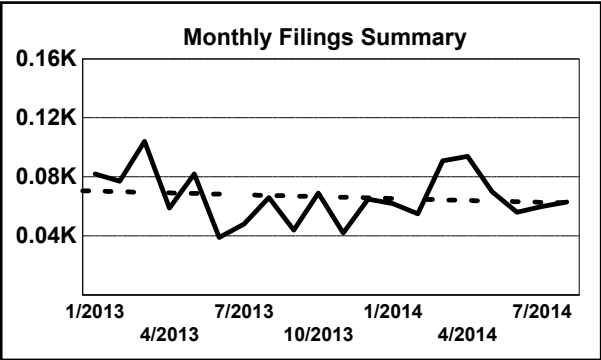
2014 AVG Month: 69

Jan-Aug 2013: 557

Jan-Aug 2014: 551

Filings Trending: Steady ↔

D  
a  
s  
h  
b  
o  
a  
r  
d



	Jan	Feb	Mar	Apr	May	Jun	Jul	Aug	Sep	Oct	Nov	Dec	Thru Aug	% Change	Trending	Total
2013	82	77	104	59	82	39	48	66	44	69	42	65	557			777
2014	62	55	91	94	70	56	60	63	-	-	-	-	551	-1.1%	▼	551

		Jan	Feb	Mar	Apr	May	Jun	Jul	Aug	Sep	Oct	Nov	Dec	Thru Aug	% Change	Trending	Total
Administrative Law	2014	-	1	-	-	-	-	-	-	-	-	-	-	1			1
Contested Divorce	2013	-	-	-	-	1	-	-	-	-	3	1	-	1			5
	2014	-	1	1	-	2	-	-	1	-	-	-	-	5	400.0%	▲	5
Domestic and Family - Level 1	2013	1	-	1	3	3	-	1	2	-	-	-	1	11			12
	2014	-	-	-	10	-	-	1	3	-	-	-	-	14	27.3%	▲	14
Domestic and Family - Level 2	2013	-	-	1	-	-	-	-	-	1	-	1	1	1			4
	2014	-	-	-	2	-	1	-	1	-	-	-	-	4	300.0%	▲	4
General Civil - Level 1	2013	-	-	1	-	-	2	1	-	-	-	-	-	4			4
	2014	-	-	-	-	-	-	-	1	-	-	-	-	1	-75.0%	▼	1
General Civil - Level 2	2013	1	3	-	3	5	3	4	3	3	1	1	2	22			29
	2014	1	5	2	2	2	8	5	2	-	-	-	-	27	22.7%	▲	27
General Civil - Level 3	2013	-	1	4	3	3	2	-	2	1	3	-	3	15			22
	2014	1	3	-	-	1	8	2	1	-	-	-	-	16	6.7%	▲	16
Miscellaneous	2013	66	55	49	39	33	18	20	30	35	26	23	22	310			416
	2014	41	37	44	35	26	29	21	22	-	-	-	-	255	-17.7%	▼	255
Misdemeanor	2013	2	2	5	3	14	2	11	8	2	7	1	4	47			61
	2014	2	3	4	4	7	-	6	2	-	-	-	-	28	-40.4%	▼	28
Non-Capital Felonies and Related Matters	2013	3	12	36	4	22	9	9	16	1	22	15	15	111			164
	2014	13	2	38	35	25	5	20	21	-	-	-	-	159	43.2%	▲	159
Other	2013	-	-	1	-	-	1	-	-	-	-	-	1	2			3
	2014	-	1	-	-	1	2	2	2	-	-	-	-	8	300.0%	▲	8
Other Criminally Related Matters	2013	4	3	3	2	-	1	1	3	-	2	-	10	17			29
	2014	2	1	1	2	2	1	2	6	-	-	-	-	17	0.0%	↔	17
Probates/Wills and Trusts - Level 2	2013	2	1	-	2	-	1	1	1	1	-	-	2	8			11
	2014	-	-	1	-	-	-	1	-	-	-	-	-	2	-75.0%	▼	2
Protective Orders	2013	-	-	-	-	-	-	-	1	-	-	-	-	1			1
	2014	-	-	-	1	-	-	-	-	-	-	-	-	1	0.0%	↔	1
Uncontested Divorce	2013	3	-	3	-	1	-	-	-	-	5	-	4	7			16
	2014	2	1	-	3	4	2	-	1	-	-	-	-	13	85.7%	▲	13

Type of Court: Circuit

Locale/Circuit: Mathews 9

Start/End Date: Jan-13 / Aug-14

Type of Case: Filings

AVG. Month: 38

2013 AVG Month: 37

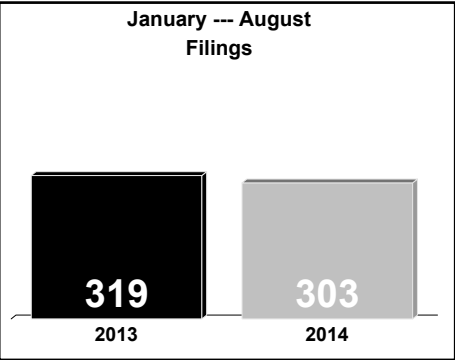
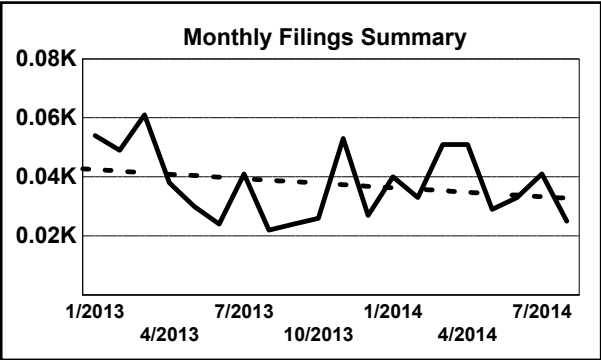
2014 AVG Month: 38

Jan-Aug 2013: 319

Jan-Aug 2014: 303

Filings Trending: Downward ▼

D  
a  
s  
h  
b  
o  
a  
r  
d



	Jan	Feb	Mar	Apr	May	Jun	Jul	Aug	Sep	Oct	Nov	Dec	Thru Aug	% Change	Trending	Total
2013	54	49	61	38	30	24	41	22	24	26	53	27	319			449
2014	40	33	51	51	29	33	41	25	-	-	-	-	303	-5.0%	▼	303

		Jan	Feb	Mar	Apr	May	Jun	Jul	Aug	Sep	Oct	Nov	Dec	Thru Aug	% Change	Trending	Total
Administrative Law	2013	-	-	1	-	-	-	-	-	-	1	-	-	1			2
	2014	-	-	-	-	-	1	-	-	-	-	-	-	1	0.0%	↔	1
Contested Divorce	2013	1	1	1	-	-	2	-	-	-	1	-	-	5			6
	2014	1	1	2	1	-	1	-	3	-	-	-	-	9	80.0%	▲	9
Domestic and Family - Level 1	2013	-	2	-	1	-	-	-	-	2	2	-	-	3			7
	2014	-	-	-	2	1	-	3	-	-	-	-	-	6	100.0%	▲	6
Domestic and Family - Level 2	2013	-	-	-	1	-	-	-	-	-	-	-	-	1			1
	2014	-	1	1	-	-	-	-	-	-	-	-	-	2	100.0%	▲	2
General Civil - Level 1	2013	-	-	-	-	-	-	-	1	-	-	-	-	1			1
	2014	-	-	-	-	-	-	-	1	-	-	-	-	1	0.0%	↔	1
General Civil - Level 2	2013	-	1	2	-	2	-	2	2	1	2	-	-	9			12
	2014	3	-	-	4	1	1	1	2	-	-	-	-	12	33.3%	▲	12
General Civil - Level 3	2013	-	-	-	1	1	-	-	3	4	-	-	-	5			9
	2014	1	-	1	1	1	4	-	2	-	-	-	-	10	100.0%	▲	10
Miscellaneous	2013	24	36	41	19	20	17	19	13	14	12	21	8	189			244
	2014	32	21	21	26	16	12	11	12	-	-	-	-	151	-20.1%	▼	151
Misdemeanor	2013	1	1	3	2	-	1	2	-	1	1	-	1	10			13
	2014	-	3	1	3	3	7	3	1	-	-	-	-	21	110.0%	▲	21
Non-Capital Felonies and Related Matters	2013	23	5	5	10	3	2	12	1	2	4	27	14	61			108
	2014	1	2	25	9	-	2	19	-	-	-	-	-	58	-4.9%	▼	58
Other	2013	3	-	4	-	1	-	1	1	-	1	-	-	10			11
	2014	-	-	-	2	2	2	1	2	-	-	-	-	9	-10.0%	▼	9
Other Criminally Related Matters	2013	-	-	-	1	-	1	-	-	-	1	-	1	2			4
	2014	-	1	-	1	1	1	-	-	-	-	-	-	4	100.0%	▲	4
Probates/Wills and Trusts - Level 2	2013	-	1	-	-	-	-	-	-	-	-	3	-	1			4
	2014	-	1	-	-	-	1	-	-	-	-	-	-	2	100.0%	▲	2
Protective Orders	2013	-	-	-	-	-	-	1	-	-	-	-	-	1			1
	2014	2	-	-	-	1	-	1	-	-	-	-	-	4	300.0%	▲	4
Uncontested Divorce	2013	2	2	4	3	3	1	4	1	-	1	2	3	20			26
	2014	-	3	-	2	3	1	2	2	-	-	-	-	13	-35.0%	▼	13

Type of Court: Circuit

Locale/Circuit: Middlesex 9

Start/End Date: Jan-13 / Aug-14

Type of Case: Filings

AVG. Month: 57

2013 AVG Month: 62

2014 AVG Month: 48

Jan-Aug 2013: 556

Jan-Aug 2014: 382

Filings Trending: Downward ▼

D

a

s

h

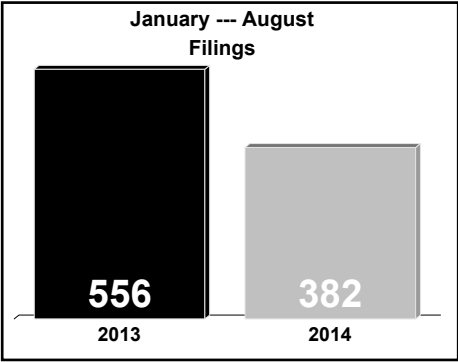
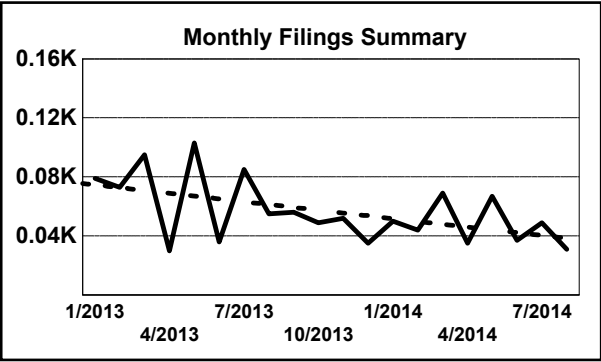
b

o

a

r

d



	Jan	Feb	Mar	Apr	May	Jun	Jul	Aug	Sep	Oct	Nov	Dec	Thru Aug	% Change	Trending	Total
2013	79	73	95	30	103	36	85	55	56	49	52	35	556			748
2014	50	44	69	35	67	37	49	31	-	-	-	-	382	-31.3%	▼	382

		Jan	Feb	Mar	Apr	May	Jun	Jul	Aug	Sep	Oct	Nov	Dec	Thru Aug	% Change	Trending	Total
Contested Divorce	2013	1	1	-	1	1	-	-	1	2	1	1	-	5			9
	2014	-	1	1	1	2	1	2	2	-	-	-	-	10	100.0%	▲	10
Domestic and Family - Level 1	2013	2	-	1	1	2	-	1	-	-	-	5	-	7	14.3%	▲	8
	2014	-	4	2	1	-	-	1	-	-	-	-	-	8			2
Domestic and Family - Level 2	2013	-	-	-	-	-	1	-	-	-	1	-	-	1			2
	2014	-	-	-	-	-	-	-	2	-	-	-	-	2	100.0%	▲	2
General Civil - Level 1	2013	-	-	1	-	-	-	-	-	-	-	-	-	1	0.0%	↔	1
	2014	-	-	1	-	-	-	-	-	-	-	-	-	1			1
General Civil - Level 2	2013	7	1	1	2	2	3	6	2	3	1	3	1	24			32
	2014	2	-	-	3	1	-	1	4	-	-	-	-	11	-54.2%	▼	11
General Civil - Level 3	2013	3	1	2	-	2	-	10	1	-	2	1	-	19			22
	2014	3	1	2	1	1	-	-	-	-	-	-	-	8	-57.9%	▼	8
Miscellaneous	2013	41	59	34	19	16	24	20	28	14	18	24	22	241			319
	2014	32	26	20	17	18	14	13	10	-	-	-	-	150	-37.8%	▼	150
Misdemeanor	2013	8	1	11	1	7	2	15	1	8	6	2	2	46			64
	2014	3	4	14	2	11	7	7	3	-	-	-	-	51	10.9%	▲	51
Non-Capital Felonies and Related Matters	2013	14	6	39	6	73	5	30	17	26	14	10	5	190			245
	2014	7	6	27	5	22	12	21	5	-	-	-	-	105	-44.7%	▼	105
Other	2013	-	1	-	-	-	-	-	2	1	6	-	-	3			10
	2014	1	-	1	1	5	2	1	2	-	-	-	-	13	333.3%	▲	13
Other Criminally Related Matters	2013	1	-	-	-	-	-	1	-	-	-	2	2	2			6
	2014	1	-	1	1	3	1	-	1	-	-	-	-	8	300.0%	▲	8
Probates/Wills and Trusts	2013	-	-	-	-	-	1	-	-	-	-	-	-	1			1
Uncontested Divorce	2013	2	3	6	-	-	-	2	3	2	-	4	3	16			25
	2014	1	2	-	3	4	-	3	2	-	-	-	-	15	-6.3%	▼	15

Type of Court: Circuit

Locale/Circuit: New Kent 9

Start/End Date: Jan-13 / Aug-14

Type of Case: Filings

AVG. Month: 113

2013 AVG Month: 116

2014 AVG Month: 110

Jan-Aug 2013: 939

Jan-Aug 2014: 879

Filings Trending: Downward ▼

D

a

s

h

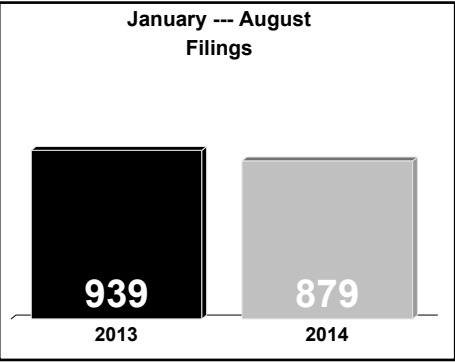
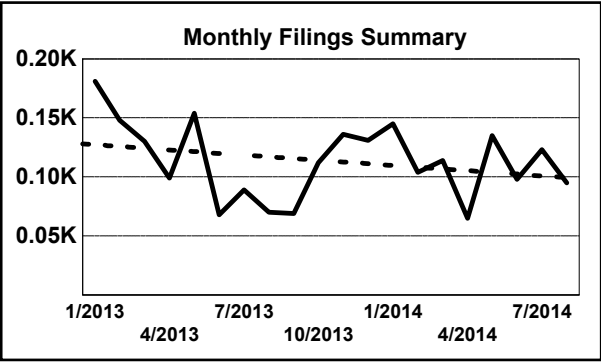
b

o

a

r

d



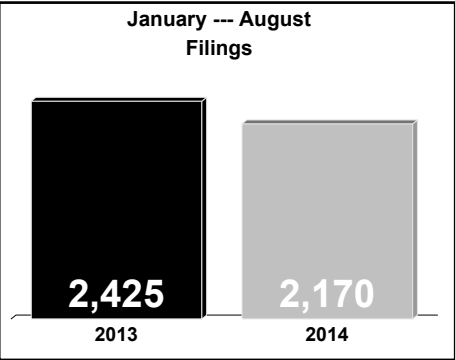
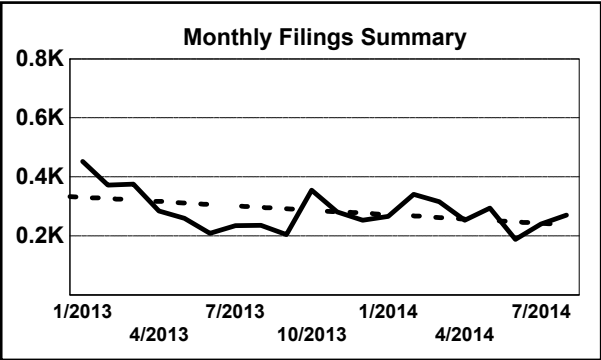
	Jan	Feb	Mar	Apr	May	Jun	Jul	Aug	Sep	Oct	Nov	Dec	Thru Aug	% Change	Trending	Total
2013	181	148	130	99	154	68	89	70	69	112	136	131	939			1,387
2014	145	104	114	65	135	98	123	95	-	-	-	-	879	-6.4%	▼	879

		Jan	Feb	Mar	Apr	May	Jun	Jul	Aug	Sep	Oct	Nov	Dec	Thru Aug	% Change	Trending	Total
Contested Divorce	2013	-	-	1	3	1	-	-	-	-	2	1	1	5			9
	2014	-	3	1	2	2	1	3	2	-	-	-	-	14	180.0%	▲	14
Domestic and Family - Level 1	2013	-	5	-	-	1	-	2	6	3	2	-	1	14			20
	2014	-	1	-	2	3	-	1	-	-	-	-	-	7	-50.0%	▼	7
Domestic and Family - Level 2	2013	1	1	-	-	-	-	1	-	1	-	-	-	3			4
	2014	-	-	-	1	1	1	1	-	-	-	-	-	4	33.3%	▲	4
General Civil - Level 1	2013	-	1	-	-	2	1	-	-	-	-	-	-	4			4
	2014	1	1	6	1	7	1	4	5	-	-	-	-	26	-31.6%	▼	26
General Civil - Level 2	2013	6	3	2	5	8	2	9	3	2	3	2	2	38			47
	2014	1	1	6	1	7	1	4	5	-	-	-	-	26	-31.6%	▼	26
General Civil - Level 3	2013	1	2	2	-	1	-	-	1	1	-	-	2	7			10
	2014	1	1	1	1	1	-	-	-	-	-	-	-	5	-28.6%	▼	5
Miscellaneous	2013	87	78	67	46	39	31	25	32	26	55	48	56	405			590
	2014	73	65	54	43	35	46	31	37	-	-	-	-	384	-5.2%	▼	384
Misdemeanor	2013	11	12	19	20	11	5	10	2	6	18	21	13	90			148
	2014	3	9	10	2	13	12	17	19	-	-	-	-	85	-5.6%	▼	85
Non-Capital Felonies and Related Matters	2013	60	18	18	9	63	11	20	10	14	18	16	23	209			280
	2014	19	8	28	4	53	22	44	12	-	-	-	-	190	-9.1%	▼	190
Other	2013	6	19	13	7	22	10	7	4	8	5	43	27	88			171
	2014	41	12	11	6	15	9	7	10	-	-	-	-	111	26.1%	▲	111
Other Criminally Related Matters	2013	4	7	2	7	2	4	12	3	1	5	2	5	41			54
	2014	1	3	-	-	3	3	10	5	-	-	-	-	25	-39.0%	▼	25
Probates/Wills and Trusts - Level 2	2013	1	-	-	-	-	-	1	1	-	-	1	-	3			4
	2014	1	-	-	-	-	-	1	-	-	-	-	-	2	-33.3%	▼	2
Protective Orders	2013	-	-	-	-	-	-	-	1	-	-	-	-	1			1
Uncontested Divorce	2013	4	2	6	2	4	4	2	7	7	4	2	1	31			45
	2014	5	1	3	3	2	3	4	5	-	-	-	-	26	-16.1%	▼	26



Type of Court: Circuit  
Locale/Circuit: York 9  
Start/End Date: Jan-13 / Aug-14  
Type of Case: Filings  
AVG. Month: 285  
2013 AVG Month: 293  
2014 AVG Month: 271  
Jan-Aug 2013: 2,425  
Jan-Aug 2014: 2,170  
Filings Trending: Downward ▼

D  
a  
s  
h  
b  
o  
a  
r  
d



	Jan	Feb	Mar	Apr	May	Jun	Jul	Aug	Sep	Oct	Nov	Dec	Thru Aug	% Change	Trending	Total
2013	452	372	376	285	260	209	235	236	205	355	282	253	2,425			3,520
2014	266	341	316	253	295	188	240	271	-	-	-	-	2,170	-10.5%	▼	2,170

		Jan	Feb	Mar	Apr	May	Jun	Jul	Aug	Sep	Oct	Nov	Dec	Thru Aug	% Change	Trending	Total
Administrative Law	2013	-	-	-	1	-	-	-	1	1	1	-	-	2			4
Contested Divorce	2013	5	5	4	9	11	6	1	6	2	6	5	3	47			63
	2014	6	8	15	4	4	4	4	10	-	-	-	-	55	17.0%	▲	55
Domestic and Family - Level 1	2013	1	3	5	-	2	4	6	2	5	-	1	1	23			30
	2014	-	2	3	2	2	2	3	5	-	-	-	-	19	-17.4%	▼	19
Domestic and Family - Level 2	2013	7	2	4	4	1	1	2	-	4	3	5	1	21			34
	2014	3	8	6	13	7	12	6	4	-	-	-	-	59	181.0%	▲	59
General Civil - Level 1	2013	-	-	-	-	-	-	1	-	1	1	-	-	1			3
	2014	1	-	-	-	-	-	-	-	-	-	-	-	1	0.0%	↔	1
General Civil - Level 2	2013	4	9	18	21	7	18	9	12	14	17	11	14	98			154
	2014	11	7	12	14	8	9	12	15	-	-	-	-	88	-10.2%	▼	88
General Civil - Level 3	2013	4	5	4	4	7	7	8	3	5	4	2	4	42			57
	2014	4	5	1	2	6	1	1	2	-	-	-	-	22	-47.6%	▼	22
Miscellaneous	2013	293	235	215	173	138	94	108	132	84	148	117	130	1,388			1,867
	2014	151	149	135	110	93	85	95	102	-	-	-	-	920	-33.7%	▼	920
Misdemeanor	2013	39	26	25	14	13	24	14	17	11	15	24	14	172			236
	2014	17	14	28	17	61	11	33	31	-	-	-	-	212	23.3%	▲	212
Non-Capital Felonies and Related Matters	2013	79	63	74	38	50	29	61	41	40	123	87	50	435			735
	2014	44	125	76	67	88	47	62	74	-	-	-	-	583	34.0%	▲	583
Other	2013	-	-	-	1	1	1	-	-	2	2	-	-	3			7
	2014	1	1	-	1	1	2	-	5	-	-	-	-	11	266.7%	▲	11
Other Criminally Related Matters	2013	4	6	7	5	5	11	6	9	10	15	9	19	53			106
	2014	10	6	14	9	6	3	4	4	-	-	-	-	56	5.7%	▲	56
Probates/Wills and Trusts	2014	-	-	-	-	-	-	-	1	-	-	-	-	1			1
Probates/Wills and Trusts - Level 2	2013	4	4	5	1	2	1	4	1	3	3	2	1	22			31
	2014	2	-	3	2	4	1	-	2	-	-	-	-	14	-36.4%	▼	14
Protective Orders	2013	-	-	-	-	2	2	-	-	-	2	-	-	4			6
	2014	2	-	1	1	1	1	-	1	-	-	-	-	7	75.0%	▲	7
Uncontested Divorce	2013	12	14	15	14	21	11	15	12	23	15	19	16	114			187
	2014	14	16	22	11	14	10	20	15	-	-	-	-	122	7.0%	▲	122

Type of Court: Circuit

Locale/Circuit: Williamsburg 9

Start/End Date: Jan-13 / Aug-14

Type of Case: Filings

AVG. Month: 309

2013 AVG Month: 313

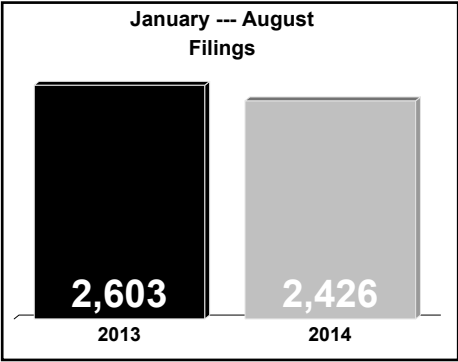
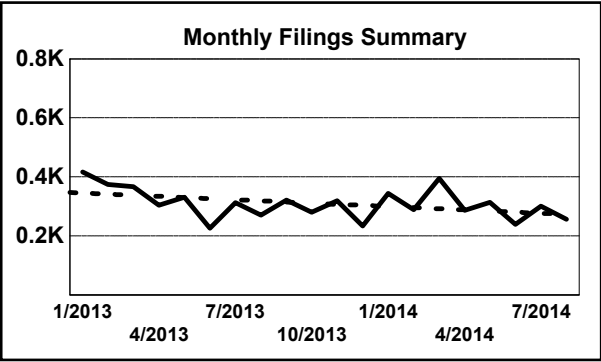
2014 AVG Month: 303

Jan-Aug 2013: 2,603

Jan-Aug 2014: 2,426

Filings Trending: Downward ▼

D  
a  
s  
h  
b  
o  
a  
r  
d



	Jan	Feb	Mar	Apr	May	Jun	Jul	Aug	Sep	Oct	Nov	Dec	Thru Aug	% Change	Trending	Total
2013	417	374	367	304	331	226	313	271	321	280	319	234	2,603			3,757
2014	344	289	395	287	314	239	301	257	-	-	-	-	2,426	-6.8%	▼	2,426

		Jan	Feb	Mar	Apr	May	Jun	Jul	Aug	Sep	Oct	Nov	Dec	Thru Aug	% Change	Trending	Total
Administrative Law	2013	-	-	3	-	-	-	-	-	2	-	-	-	3			5
	2014	-	-	-	-	1	1	-	1	-	-	-	-	3	0.0%	↔	3
Capital Murder	2014	3	-	-	-	-	-	-	-	-	-	-	-	3			3
Contested Divorce	2013	4	10	9	5	8	9	5	3	5	1	8	5	53			72
	2014	11	6	6	7	8	7	11	7	-	-	-	-	63	18.9%	▲	63
Domestic and Family - Level 1	2013	2	2	9	-	6	2	2	4	1	1	7	1	27			37
	2014	-	5	3	5	4	2	-	9	-	-	-	-	28	3.7%	▲	28
Domestic and Family - Level 2	2013	-	5	3	5	1	2	3	-	4	1	1	1	19			26
	2014	2	5	3	1	4	4	4	2	-	-	-	-	25	31.6%	▲	25
General Civil - Level 1	2013	-	1	-	-	-	3	1	2	-	1	1	-	7			9
	2014	2	-	1	2	-	3	-	-	-	-	-	-	8	14.3%	▲	8
General Civil - Level 2	2013	15	17	6	8	11	6	10	12	13	13	13	12	85			136
	2014	6	6	7	4	12	9	11	7	-	-	-	-	62	-27.1%	▼	62
General Civil - Level 3	2013	7	7	4	6	15	9	10	15	12	1	8	8	73			102
	2014	11	1	13	5	12	6	7	3	-	-	-	-	58	-20.5%	▼	58
Miscellaneous	2013	224	204	157	140	124	70	122	98	103	95	87	116	1,139			1,540
	2014	157	140	124	119	101	87	78	102	-	-	-	-	908	-20.3%	▼	908
Misdemeanor	2013	48	38	58	58	57	27	30	35	46	46	54	27	351			524
	2014	34	36	48	25	39	27	47	29	-	-	-	-	285	-18.8%	▼	285
Non-Capital Felonies and Related Matters	2013	62	32	78	41	42	45	63	46	78	66	87	26	409			666
	2014	61	46	123	58	79	46	80	41	-	-	-	-	534	30.6%	▲	534
Other	2013	20	18	10	16	27	14	32	29	23	19	23	14	166			245
	2014	25	19	34	26	27	23	33	31	-	-	-	-	218	31.3%	▲	218
Other Criminally Related Matters	2013	8	16	12	10	11	11	16	8	13	14	11	8	92			138
	2014	13	12	17	14	11	8	13	13	-	-	-	-	101	9.8%	▲	101
Probates/Wills and Trusts - Level 1	2013	-	1	-	-	1	2	-	-	1	-	-	-	4			5
	2014	-	-	-	-	1	1	-	-	-	-	-	-	2	-50.0%	▼	2
Probates/Wills and Trusts - Level 2	2013	2	4	-	2	6	2	2	4	3	6	1	2	22			34
	2014	2	2	2	2	2	3	4	2	-	-	-	-	19	-13.6%	▼	19
Uncontested Divorce	2013	25	19	18	13	22	24	17	15	17	16	18	14	153			218
	2014	17	11	14	19	13	12	13	10	-	-	-	-	109	-28.8%	▼	109

Type of Court: Circuit

Locale/Circuit: Appomattox 10

Start/End Date: Jan-13 / Aug-14

Type of Case: Filings

AVG. Month: 71

2013 AVG Month: 66

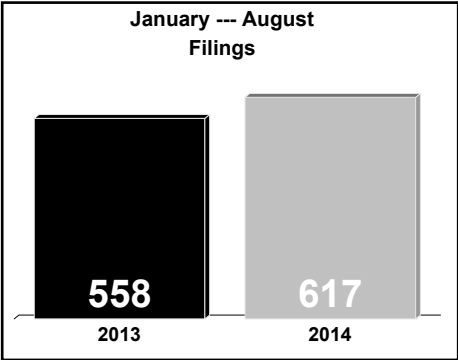
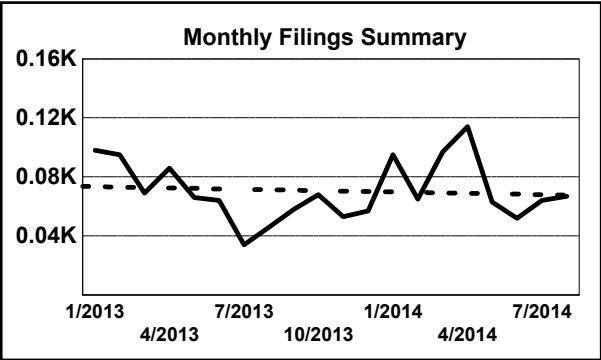
2014 AVG Month: 77

Jan-Aug 2013: 558

Jan-Aug 2014: 617

Filings Trending: Upward ▲

D  
a  
s  
h  
b  
o  
a  
r  
d



	Jan	Feb	Mar	Apr	May	Jun	Jul	Aug	Sep	Oct	Nov	Dec	Thru Aug	% Change	Trending	Total
2013	98	95	69	86	66	64	34	46	58	68	53	57	558			794
2014	95	65	97	114	63	52	64	67	-	-	-	-	617	10.6%	▲	617

		Jan	Feb	Mar	Apr	May	Jun	Jul	Aug	Sep	Oct	Nov	Dec	Thru Aug	% Change	Trending	Total
Administrative Law	2013	-	-	-	-	-	-	-	-	1	-	-	-	0			1
Contested Divorce	2013	-	-	2	-	1	3	1	-	1	2	-	1	7	0.0%	↔	11
	2014	2	1	-	2	4	1	2	-	-	-	-	-	12	71.4%	▲	12
Domestic and Family - Level 1	2013	-	-	-	-	6	1	-	5	1	4	5	-	12			22
	2014	-	4	6	3	1	6	4	1	-	-	-	-	25	108.3%	▲	25
Domestic and Family - Level 2	2013	-	1	-	-	1	-	-	1	-	-	-	1	2			4
	2014	-	-	1	-	2	1	-	2	-	-	-	-	6	200.0%	▲	6
General Civil - Level 2	2013	2	5	2	3	5	1	2	1	2	1	2	1	21			27
	2014	2	3	3	1	1	-	1	1	-	-	-	-	12	-42.9%	▼	12
General Civil - Level 3	2013	-	-	-	-	1	-	-	-	-	1	1	2	1			5
	2014	1	-	2	2	1	1	3	3	-	-	-	-	13	1,200.0%	▲	13
Miscellaneous	2013	58	72	44	42	20	26	17	19	39	37	34	42	298			450
	2014	49	38	37	51	23	26	19	34	-	-	-	-	277	-7.0%	▼	277
Misdemeanor	2013	1	1	3	7	4	2	3	1	-	4	-	-	22			26
	2014	-	4	4	8	5	3	-	2	-	-	-	-	26	18.2%	▲	26
Non-Capital Felonies and Related Matters	2013	32	14	11	29	24	27	8	15	11	17	4	4	160			196
	2014	33	10	38	35	18	8	30	17	-	-	-	-	189	18.1%	▲	189
Other	2013	-	-	1	1	-	3	-	-	-	1	-	3	5			9
	2014	1	3	1	4	1	-	-	2	-	-	-	-	12	140.0%	▲	12
Other Criminally Related Matters	2013	-	-	3	-	-	1	-	-	-	-	2	-	4			6
	2014	-	-	-	5	3	3	-	1	-	-	-	-	12	200.0%	▲	12
Probates/Wills and Trusts	2014	-	-	-	-	1	-	-	1	-	-	-	-	2			2
Probates/Wills and Trusts - Level 2	2013	1	-	-	-	-	-	1	-	-	-	-	2	2			4
	2014	2	-	1	-	-	1	1	1	-	-	-	-	6	200.0%	▲	6
Protective Orders	2013	-	-	-	-	1	-	-	-	-	-	-	-	1			1
Uncontested Divorce	2013	4	2	3	4	3	-	2	5	2	1	5	1	23			32
	2014	5	2	4	3	3	2	4	2	-	-	-	-	25	8.7%	▲	25

Type of Court: Circuit

Locale/Circuit: Buckingham 10

Start/End Date: Jan-13 / Aug-14

Type of Case: Filings

AVG. Month: 69

2013 AVG Month: 70

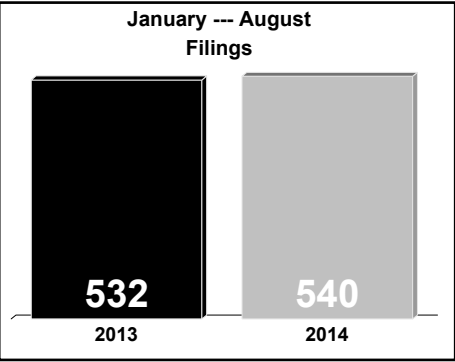
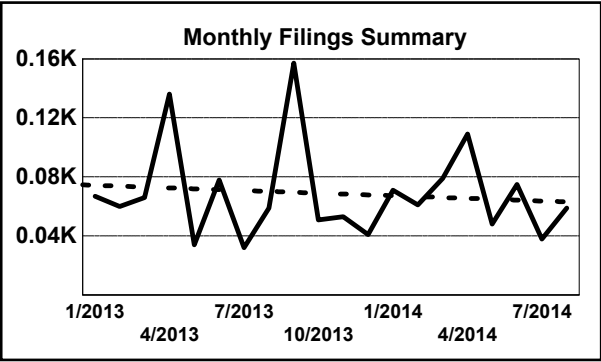
2014 AVG Month: 68

Jan-Aug 2013: 532

Jan-Aug 2014: 540

Filings Trending: Steady ↔

D  
a  
s  
h  
b  
o  
a  
r  
d



	Jan	Feb	Mar	Apr	May	Jun	Jul	Aug	Sep	Oct	Nov	Dec	Thru Aug	% Change	Trending	Total
2013	67	60	66	136	34	78	32	59	157	51	53	41	532			834
2014	71	61	79	109	48	75	38	59	-	-	-	-	540	1.5%	▲	540

		Jan	Feb	Mar	Apr	May	Jun	Jul	Aug	Sep	Oct	Nov	Dec	Thru Aug	% Change	Trending	Total
Contested Divorce	2013	3	-	4	1	2	-	-	-	-	4	-	-	10			14
	2014	1	1	2	1	1	2	1	3	-	-	-	-	12	20.0%	▲	12
Domestic and Family - Level 1	2013	-	-	-	-	-	2	-	-	4	1	-	-	2			7
	2014	3	-	-	2	-	4	-	1	-	-	-	-	10	400.0%	▲	10
Domestic and Family - Lev	2013	2	-	-	1	-	-	1	4	2	1	-	1	8			12
General Civil - Level 1	2013	1	-	-	-	-	-	-	2	-	-	-	-	3			3
General Civil - Level 2	2013	4	3	1	1	-	1	3	-	-	3	1	-	13			17
	2014	5	-	1	2	2	3	5	2	-	-	-	-	20	53.8%	▲	20
General Civil - Level 3	2013	-	3	4	1	1	1	1	2	3	1	2	-	13			19
	2014	-	1	-	-	1	1	-	-	-	-	-	-	3	-76.9%	▼	3
Miscellaneous	2013	36	38	30	33	13	19	14	25	22	21	17	21	208			289
	2014	27	23	38	30	17	19	19	19	-	-	-	-	192	-7.7%	▼	192
Misdemeanor	2013	2	5	3	9	-	16	-	4	11	2	8	1	39			61
	2014	1	7	6	7	-	2	-	12	-	-	-	-	35	-10.3%	▼	35
Non-Capital Felonies and Related Matters	2013	17	9	17	81	13	33	8	15	107	11	21	14	193			346
	2014	27	22	26	65	24	42	3	15	-	-	-	-	224	16.1%	▲	224
Other	2013	1	1	-	1	1	1	1	-	2	2	-	-	6			10
	2014	2	1	2	-	1	1	1	3	-	-	-	-	11	83.3%	▲	11
Other Criminally Related Matters	2013	-	-	-	2	-	-	-	1	2	-	1	-	3			6
	2014	-	3	-	1	-	-	-	1	-	-	-	-	5	66.7%	▲	5
Probates/Wills and Trusts - Level 1	2013	-	-	-	-	-	-	-	-	1	-	-	-	0			1
	2014	-	-	-	-	-	1	-	-	-	-	-	-	1	0.0%	↔	1
Probates/Wills and Trusts - Level 2	2013	-	-	1	-	-	-	-	-	-	-	1	-	1			2
	2014	-	-	-	-	1	-	3	-	-	-	-	-	4	300.0%	▲	4
Protective Orders	2014	-	-	-	-	-	-	-	1	-	-	-	-	1			1
Uncontested Divorce	2013	1	1	6	6	4	5	4	6	3	5	2	4	33			47
	2014	5	3	4	1	1	-	6	2	-	-	-	-	22	-33.3%	▼	22

Type of Court: Circuit

Locale/Circuit: Charlotte 10

Start/End Date: Jan-13 / Aug-14

Type of Case: Filings

AVG. Month: 51

2013 AVG Month: 56

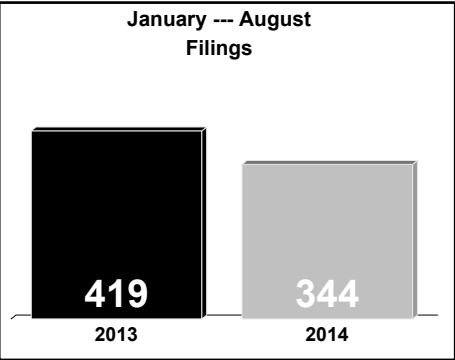
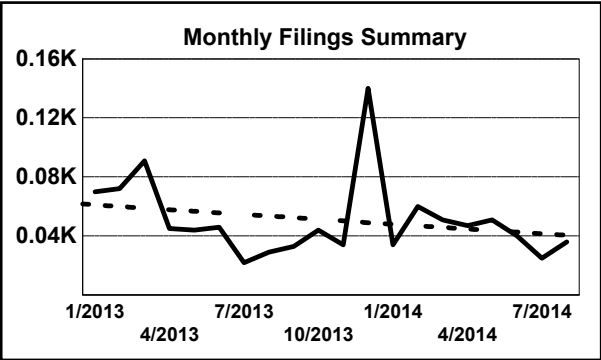
2014 AVG Month: 43

Jan-Aug 2013: 419

Jan-Aug 2014: 344

Filings Trending: Downward ▼

D  
a  
s  
h  
b  
o  
a  
r  
d



	Jan	Feb	Mar	Apr	May	Jun	Jul	Aug	Sep	Oct	Nov	Dec	Thru Aug	% Change	Trending	Total
2013	70	72	91	45	44	46	22	29	33	44	34	140	419			670
2014	34	60	51	47	51	40	25	36	-	-	-	-	344	-17.9%	▼	344

		Jan	Feb	Mar	Apr	May	Jun	Jul	Aug	Sep	Oct	Nov	Dec	Thru Aug	% Change	Trending	Total
Administrative Law	2013	-	-	-	-	-	-	-	-	-	1	-	-	0			1
Contested Divorce	2013	-	1	2	4	1	2	1	1	-	-	-	-	12	0.0%	↔	12
	2014	-	1	-	-	1	3	2	3	-	-	-	-	10	-16.7%	▼	10
Domestic and Family - Level 1	2013	1	2	2	-	1	-	-	-	-	-	3	3	6			12
	2014	1	4	4	-	-	4	2	2	-	-	-	-	17	183.3%	▲	17
Domestic and Family - Level 2	2013	1	-	1	-	-	-	-	-	1	-	1	-	2			4
	2014	-	-	1	-	2	1	-	-	-	-	-	-	4	100.0%	▲	4
General Civil - Level 2	2013	2	1	2	1	2	1	-	-	1	3	1	-	9			14
	2014	-	1	2	-	1	-	-	1	-	-	-	-	5	-44.4%	▼	5
General Civil - Level 3	2013	7	2	3	1	-	-	1	-	-	-	1	-	14			15
	2014	1	2	-	5	3	-	-	-	-	-	-	-	11	-21.4%	▼	11
Miscellaneous	2013	38	31	48	15	26	13	10	18	18	20	18	25	199			280
	2014	15	27	17	15	28	13	6	21	-	-	-	-	142	-28.6%	▼	142
Misdemeanor	2013	12	7	-	2	1	3	1	-	1	4	1	5	26			37
	2014	3	2	-	2	1	2	2	-	-	-	-	-	12	-53.8%	▼	12
Non-Capital Felonies and Related Matters	2013	4	22	29	17	10	24	4	6	7	12	5	106	116			246
	2014	10	17	24	19	15	12	9	8	-	-	-	-	114	-1.7%	▼	114
Other	2013	2	-	-	-	-	-	1	-	-	-	-	-	3			3
Other Criminally Related Matters	2013	3	1	1	-	-	-	1	2	3	3	1	-	8			15
	2014	2	-	-	2	-	-	-	-	-	-	-	-	4	-50.0%	▼	4
Probates/Wills and Trusts	2013	-	-	-	1	-	-	-	-	-	-	-	-	1			1
Probates/Wills and Trusts - Level 2	2013	-	1	-	-	-	-	1	1	-	1	1	-	3			5
	2014	1	-	-	-	-	-	1	-	-	-	-	-	2	-33.3%	▼	2
Protective Orders	2013	-	1	-	-	1	-	2	-	-	-	-	1	4			5
	2014	1	1	-	-	-	-	-	1	-	-	-	-	3	-25.0%	▼	3
Uncontested Divorce	2013	-	3	3	4	2	3	-	1	2	-	2	-	16			20
	2014	-	5	3	4	-	5	3	-	-	-	-	-	20	25.0%	▲	20

Type of Court: Circuit

Locale/Circuit: Cumberland 10

Start/End Date: Jan-13 / Aug-14

Type of Case: Filings

AVG. Month: 47

2013 AVG Month: 47

2014 AVG Month: 46

Jan-Aug 2013: 399

Jan-Aug 2014: 370

Filings Trending: Downward ▼

D

a

s

h

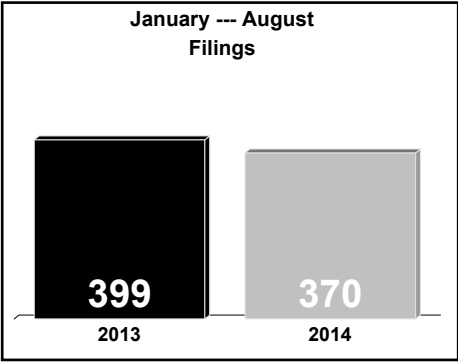
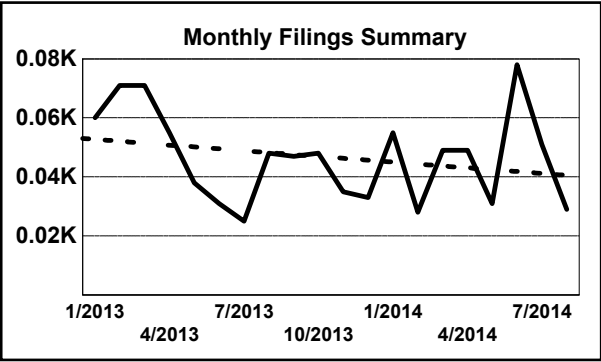
b

o

a

r

d



	Jan	Feb	Mar	Apr	May	Jun	Jul	Aug	Sep	Oct	Nov	Dec	Thru Aug	% Change	Trending	Total
2013	60	71	71	55	38	31	25	48	47	48	35	33	399			562
2014	55	28	49	49	31	78	51	29	-	-	-	-	370	-7.3%	▼	370

		Jan	Feb	Mar	Apr	May	Jun	Jul	Aug	Sep	Oct	Nov	Dec	Thru Aug	% Change	Trending	Total
Contested Divorce	2013	1	1	3	3	1	1	-	2	-	1	-	-	12			13
	2014	2	1	2	-	1	-	2	1	-	-	-	-	9	-25.0%	▼	9
Domestic and Family - Level 1	2013	2	-	3	-	-	-	1	-	-	3	-	4	6	-33.3%	▼	4
	2014	-	-	-	1	2	-	1	-	-	-	-	-	4			4
Domestic and Family - Level 2	2013	-	-	-	2	-	-	1	-	-	1	-	-	3			4
	2014	-	-	-	-	1	-	-	-	-	-	-	-	1	-66.7%	▼	1
General Civil - Level 1	2013	-	-	-	-	-	-	1	-	-	3	-	-	1			4
	2014	-	-	-	-	-	-	-	1	-	-	-	-	1	0.0%	↔	1
General Civil - Level 2	2013	-	4	1	2	2	-	3	4	1	1	-	-	16			18
	2014	2	1	1	1	1	-	2	1	-	-	-	-	9	-43.8%	▼	9
General Civil - Level 3	2013	-	-	-	1	-	1	-	1	-	1	-	-	3			4
	2014	-	-	7	1	2	1	1	-	-	-	-	-	12	300.0%	▲	12
Miscellaneous	2013	36	30	19	23	19	10	13	21	24	16	19	21	171			251
	2014	21	15	22	22	13	18	8	16	-	-	-	-	135	-21.1%	▼	135
Misdemeanor	2013	7	2	2	1	3	3	-	7	2	7	4	5	25			43
	2014	7	1	2	4	1	10	1	-	-	-	-	-	26	4.0%	▲	26
Non-Capital Felonies and Related Matters	2013	13	32	33	22	6	12	4	12	15	12	10	1	134			172
	2014	16	4	10	14	8	46	34	6	-	-	-	-	138	3.0%	▲	138
Other	2013	-	1	3	1	1	3	-	-	1	-	-	-	9			10
	2014	2	-	2	-	-	1	2	2	-	-	-	-	9	0.0%	↔	9
Other Criminally Related Matters	2013	-	-	-	-	-	-	-	-	-	2	2	-	0			4
	2014	-	4	1	-	1	-	-	-	-	-	-	-	6	0.0%	↔	6
Probates/Wills and Trusts - Level 2	2013	1	-	-	-	1	-	-	-	1	-	-	-	2			3
	2014	2	-	-	-	-	1	-	1	-	-	-	-	4	100.0%	▲	4
Protective Orders	2014	-	1	-	2	-	-	-	-	-	-	-	-	3			3
Uncontested Divorce	2013	-	1	7	-	5	1	2	1	3	1	-	2	17			23
	2014	3	1	2	4	1	1	-	1	-	-	-	-	13	-23.5%	▼	13

Type of Court: Circuit

Locale/Circuit: Halifax 10

Start/End Date: Jan-13 / Aug-14

Type of Case: Filings

AVG. Month: 199

2013 AVG Month: 207

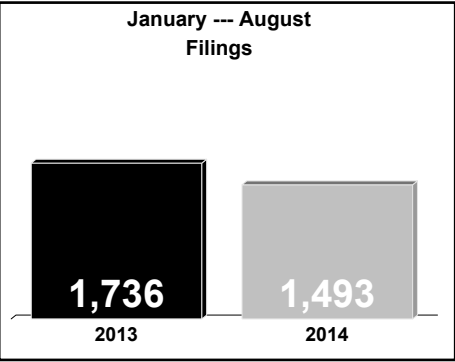
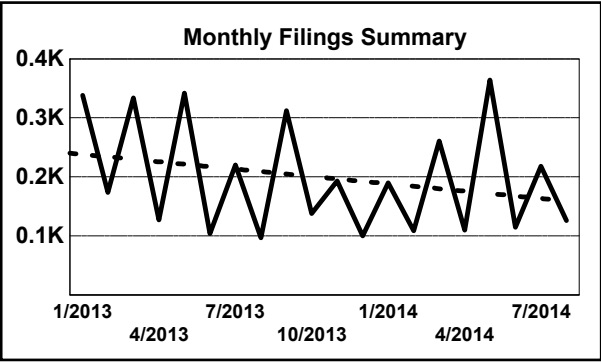
2014 AVG Month: 187

Jan-Aug 2013: 1,736

Jan-Aug 2014: 1,493

Filings Trending: Downward ▼

D  
a  
s  
h  
b  
o  
a  
r  
d

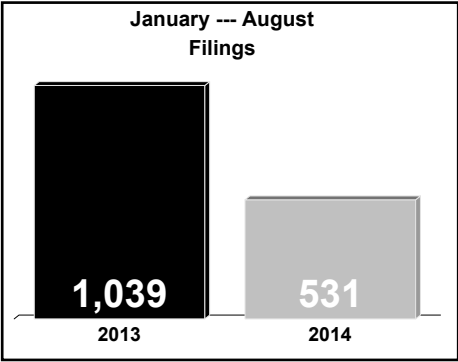
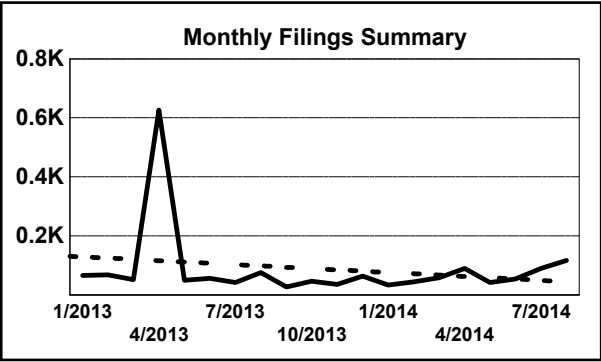


	Jan	Feb	Mar	Apr	May	Jun	Jul	Aug	Sep	Oct	Nov	Dec	Thru Aug	% Change	Trending	Total
2013	338	174	334	127	342	104	220	97	312	138	193	100	1,736			2,479
2014	190	109	261	110	364	115	218	126	-	-	-	-	1,493	-14.0%	▼	1,493

		Jan	Feb	Mar	Apr	May	Jun	Jul	Aug	Sep	Oct	Nov	Dec	Thru Aug	% Change	Trending	Total
Administrative Law	2013	1	-	-	-	-	-	-	-	-	-	-	-	1			1
	2014	-	-	-	-	-	-	1	-	-	-	-	-	1	0.0%	↔	1
Contested Divorce	2013	3	3	7	3	6	2	7	3	2	1	1	1	34			39
	2014	2	4	8	1	5	2	7	4	-	-	-	-	33	-2.9%	▼	33
Domestic and Family - Level 1	2013	1	4	1	5	3	2	1	2	-	1	2	2	19			24
	2014	2	-	1	3	2	2	2	1	-	-	-	-	13	-31.6%	▼	13
Domestic and Family - Level 2	2013	1	1	4	1	1	-	1	4	1	2	1	2	13			19
	2014	1	-	-	1	-	-	2	-	-	-	-	-	4	-69.2%	▼	4
General Civil - Level 1	2013	-	-	-	1	-	1	1	1	-	-	1	-	4			5
	2014	1	-	-	-	-	-	-	-	-	-	-	-	1	-75.0%	▼	1
General Civil - Level 2	2013	5	2	3	5	6	5	2	3	8	5	2	2	31			48
	2014	5	2	5	1	5	5	5	2	-	-	-	-	30	-3.2%	▼	30
General Civil - Level 3	2013	1	3	5	1	3	2	5	1	20	3	4	2	21			50
	2014	-	2	4	3	5	5	9	3	-	-	-	-	31	47.6%	▲	31
Miscellaneous	2013	113	112	115	75	65	32	61	56	46	55	50	51	629			831
	2014	72	70	70	60	35	29	48	46	-	-	-	-	430	-31.6%	▼	430
Misdemeanor	2013	31	17	45	11	33	15	28	15	80	20	30	16	195			341
	2014	33	6	37	8	49	21	34	18	-	-	-	-	206	5.6%	▲	206
Non-Capital Felonies and Related Matters	2013	156	9	144	12	200	28	90	4	125	29	80	16	643			893
	2014	56	8	109	9	241	10	80	17	-	-	-	-	530	-17.6%	▼	530
Other	2013	5	4	1	5	12	4	13	2	12	10	5	1	46			74
	2014	10	7	13	12	12	30	17	17	-	-	-	-	118	156.5%	▲	118
Other Criminally Related Matters	2013	11	5	3	3	4	3	2	1	5	-	4	-	32			41
	2014	3	1	2	-	-	1	1	6	-	-	-	-	14	-56.3%	▼	14
Probates/Wills and Trusts	2013	-	-	-	-	-	-	1	-	1	-	-	-	1			2
Probates/Wills and Trusts - Level 2	2013	-	3	1	-	-	2	1	2	3	-	1	-	9			13
	2014	-	-	-	1	2	2	1	2	-	-	-	-	8	-11.1%	▼	8
Protective Orders	2013	-	-	-	-	-	-	-	-	-	-	-	1	0			1
	2014	-	2	-	-	-	-	-	-	-	-	-	-	2	0.0%	↔	2
Uncontested Divorce	2013	10	11	5	5	9	8	7	3	9	12	12	6	58			97
	2014	5	7	12	11	8	8	11	10	-	-	-	-	72	24.1%	▲	72

Type of Court: Circuit  
Locale/Circuit: Lunenburg 10  
Start/End Date: Jan-13 / Aug-14  
Type of Case: Filings  
AVG. Month: 87  
2013 AVG Month: 101  
2014 AVG Month: 66  
Jan-Aug 2013: 1,039  
Jan-Aug 2014: 531  
Filings Trending: Downward ▼

D  
a  
s  
h  
b  
o  
a  
r  
d



	Jan	Feb	Mar	Apr	May	Jun	Jul	Aug	Sep	Oct	Nov	Dec	Thru Aug	% Change	Trending	Total
2013	66	69	52	626	50	57	43	76	27	47	36	64	1,039			1,213
2014	34	45	59	90	42	54	90	117	-	-	-	-	531	-48.9%	▼	531

		Jan	Feb	Mar	Apr	May	Jun	Jul	Aug	Sep	Oct	Nov	Dec	Thru Aug	% Change	Trending	Total
Contested Divorce	2013	-	-	-	-	-	3	1	3	1	-	-	1	7			9
	2014	-	-	3	4	2	1	1	1	-	-	-	-	12	71.4%	▲	12
Domestic and Family - Level 1	2013	-	-	-	-	-	-	-	1	4	1	-	-	1			6
	2014	-	4	-	-	-	-	-	-	-	-	-	-	4	300.0%	▲	4
Domestic and Family - Level 2	2013	-	-	-	1	-	-	-	-	-	-	-	1	1			2
	2014	-	-	3	4	-	-	3	1	-	-	-	-	11	1,000.0%	▲	11
General Civil - Level 1	2013	-	-	1	-	1	1	-	-	-	-	-	-	3			3
	2014	-	3	1	2	1	1	13	1	-	-	-	-	22	-15.4%	▼	22
General Civil - Level 2	2013	2	-	6	11	-	3	3	1	-	-	4	1	26			31
	2014	-	3	1	2	1	1	13	1	-	-	-	-	22	-15.4%	▼	22
General Civil - Level 3	2013	2	-	3	2	8	2	2	3	-	1	-	2	22			25
	2014	1	-	-	1	1	1	5	-	-	-	-	-	9	-59.1%	▼	9
Miscellaneous	2013	41	40	25	33	30	20	28	25	19	17	15	31	242			324
	2014	18	27	29	24	15	10	14	22	-	-	-	-	159	-34.3%	▼	159
Misdemeanor	2013	4	4	-	4	2	5	4	1	-	-	1	1	24			26
	2014	1	2	2	1	5	3	2	7	-	-	-	-	23	-4.2%	▼	23
Non-Capital Felonies and Related Matters	2013	14	21	15	574	6	22	4	39	2	26	13	25	695			761
	2014	14	9	16	51	17	34	48	80	-	-	-	-	269	-61.3%	▼	269
Other	2013	-	-	-	-	-	-	-	-	1	-	1	-	0			2
	2014	-	-	-	-	-	-	-	-	-	-	-	-	-			-
Other Criminally Related Matters	2013	3	1	1	1	-	-	-	1	-	1	-	1	7	0.0%	↔	9
	2014	-	-	1	-	-	-	2	1	-	-	-	-	4	-42.9%	▼	4
Probates/Wills and Trusts	2013	-	-	-	-	2	-	-	-	-	-	1	1	2			4
	2014	-	-	-	-	-	-	-	-	-	-	-	-	-			-
Uncontested Divorce	2013	-	3	1	-	1	1	1	2	-	1	1	-	9			11
	2014	-	-	4	3	1	4	2	4	-	-	-	-	18	100.0%	▲	18



Type of Court: Circuit

Locale/Circuit: Mecklenburg 10

Start/End Date: Jan-13 / Aug-14

Type of Case: Filings

AVG. Month: 231

2013 AVG Month: 239

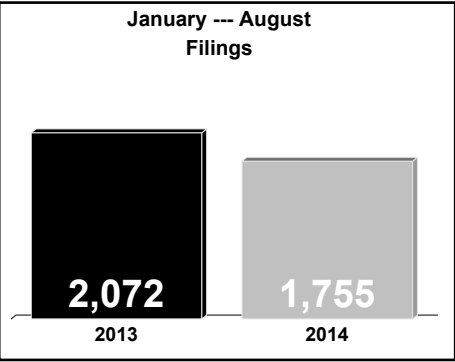
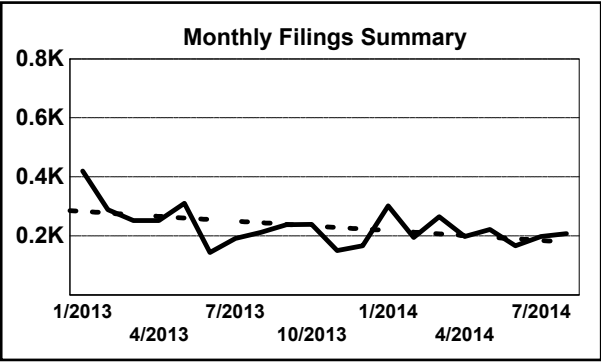
2014 AVG Month: 219

Jan-Aug 2013: 2,072

Jan-Aug 2014: 1,755

Filings Trending: Downward ▼

D  
a  
s  
h  
b  
o  
a  
r  
d



	Jan	Feb	Mar	Apr	May	Jun	Jul	Aug	Sep	Oct	Nov	Dec	Thru Aug	% Change	Trending	Total
2013	420	289	252	252	311	144	192	212	238	239	151	167	2,072			2,867
2014	302	195	265	198	222	167	198	208	-	-	-	-	1,755	-15.3%	▼	1,755

		Jan	Feb	Mar	Apr	May	Jun	Jul	Aug	Sep	Oct	Nov	Dec	Thru Aug	% Change	Trending	Total
Administrative Law	2013	1	-	-	-	-	-	-	-	-	2	-	-	1			3
	2014	-	-	1	1	-	-	-	-	-	-	-	-	2	100.0%	▲	2
Contested Divorce	2013	3	3	3	9	3	2	6	6	5	3	3	3	35			49
	2014	1	2	9	4	5	8	5	4	-	-	-	-	38	8.6%	▲	38
Domestic and Family - Level 1	2013	3	3	1	2	2	2	-	1	1	-	1	3	14			19
	2014	3	5	2	6	2	1	1	6	-	-	-	-	26	85.7%	▲	26
Domestic and Family - Level 2	2013	-	-	-	-	-	-	1	-	1	-	-	-	1			2
	2014	-	-	-	-	1	-	-	1	-	-	-	-	2	100.0%	▲	2
General Civil - Level 1	2013	1	-	1	-	1	1	-	2	-	1	-	-	6			7
	2014	-	1	-	-	1	1	-	-	-	-	-	-	3	-50.0%	▼	3
General Civil - Level 2	2013	4	1	8	6	6	3	6	4	6	4	5	-	38			53
	2014	4	2	2	3	-	5	6	1	-	-	-	-	23	-39.5%	▼	23
General Civil - Level 3	2013	4	3	1	3	4	4	2	2	34	2	2	1	23			62
	2014	7	4	2	3	-	3	-	1	-	-	-	-	20	-13.0%	▼	20
Miscellaneous	2013	104	90	102	57	50	37	41	41	42	51	44	51	522			710
	2014	51	49	46	47	42	32	33	39	-	-	-	-	339	-35.1%	▼	339
Misdemeanor	2013	33	36	17	25	41	26	27	53	35	28	10	15	258			346
	2014	24	10	34	19	15	16	11	37	-	-	-	-	166	-35.7%	▼	166
Non-Capital Felonies and Related Matters	2013	255	127	101	124	191	53	92	91	98	134	72	81	1,034			1,419
	2014	196	109	154	98	142	84	122	107	-	-	-	-	1,012	-2.1%	▼	1,012
Other	2013	1	10	6	11	2	3	5	1	3	3	7	6	39			58
	2014	3	2	4	3	2	7	6	4	-	-	-	-	31	-20.5%	▼	31
Other Criminally Related Matters	2013	-	8	4	5	5	5	2	6	7	4	3	5	35			54
	2014	7	-	-	2	3	2	7	1	-	-	-	-	22	-37.1%	▼	22
Probates/Wills and Trusts - Level 2	2013	-	-	1	-	-	1	-	1	-	1	-	-	3			4
	2014	-	-	3	1	-	-	-	-	-	-	-	-	4	33.3%	▲	4
Protective Orders	2013	-	-	-	-	-	-	2	-	-	-	-	-	2			2
Uncontested Divorce	2013	11	8	7	10	6	7	8	4	6	6	4	2	61			79
	2014	6	11	8	11	9	8	7	7	-	-	-	-	67	9.8%	▲	67

Type of Court: Circuit

Locale/Circuit: Prince Edward 10

Start/End Date: Jan-13 / Aug-14

Type of Case: Filings

AVG. Month: 146

2013 AVG Month: 138

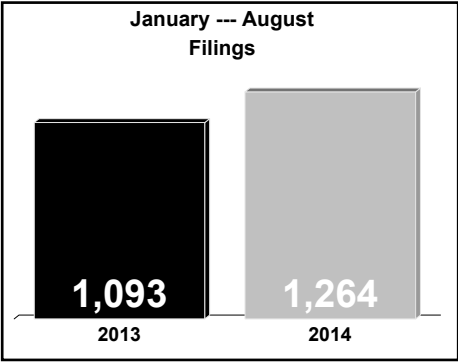
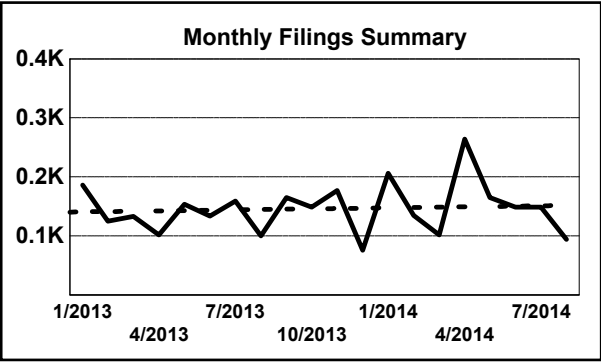
2014 AVG Month: 158

Jan-Aug 2013: 1,093

Jan-Aug 2014: 1,264

Filings Trending: Upward ▲

D  
a  
s  
h  
b  
o  
a  
r  
d

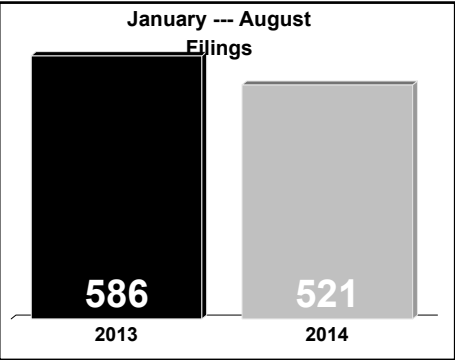
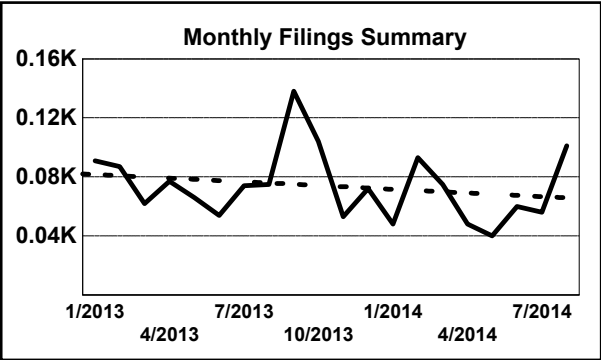


	Jan	Feb	Mar	Apr	May	Jun	Jul	Aug	Sep	Oct	Nov	Dec	Thru Aug	% Change	Trending	Total
2013	186	125	133	102	154	134	159	100	165	149	177	76	1,093			1,660
2014	206	135	102	264	165	149	149	94	-	-	-	-	1,264	15.6%	▲	1,264

		Jan	Feb	Mar	Apr	May	Jun	Jul	Aug	Sep	Oct	Nov	Dec	Thru Aug	% Change	Trending	Total
Contested Divorce	2013	2	-	2	2	1	-	3	3	3	1	2	-	13			19
	2014	3	4	4	5	1	1	4	2	-	-	-	-	24	84.6%	▲	24
Domestic and Family - Level 1	2013	-	1	-	2	10	1	-	1	7	3	2	-	15			27
	2014	-	4	-	-	1	3	2	3	-	-	-	-	13	-13.3%	▼	13
Domestic and Family - Level 2	2013	1	-	-	1	1	2	1	2	-	-	1	-	8			9
	2014	1	1	1	-	-	1	1	-	-	-	-	-	5	-37.5%	▼	5
General Civil - Level 1	2013	1	-	-	-	-	2	-	1	-	-	-	1	4			5
	2014	1	-	-	-	-	-	-	-	-	-	-	-	1	-75.0%	▼	1
General Civil - Level 2	2013	4	2	2	1	6	2	3	6	3	2	1	1	26			33
	2014	4	5	1	3	3	5	2	3	-	-	-	-	26	0.0%	↔	26
General Civil - Level 3	2013	1	3	2	-	1	2	-	1	1	3	-	-	10			14
	2014	-	-	-	2	1	3	2	-	-	-	-	-	8	-20.0%	▼	8
Miscellaneous	2013	60	62	45	33	21	24	31	38	32	30	32	32	314			440
	2014	40	36	30	22	29	22	24	24	-	-	-	-	227	-27.7%	▼	227
Misdemeanor	2013	19	17	9	11	24	12	20	10	16	12	26	11	122			187
	2014	10	4	8	111	33	28	13	15	-	-	-	-	222	82.0%	▲	222
Non-Capital Felonies and Related Matters	2013	89	31	66	44	85	84	93	31	83	87	103	26	523			822
	2014	134	75	53	114	90	80	93	43	-	-	-	-	682	30.4%	▲	682
Other	2013	-	3	2	-	-	1	-	-	13	-	1	-	6			20
	2014	-	1	-	2	-	-	2	2	-	-	-	-	7	16.7%	▲	7
Other Criminally Related Matters	2013	3	-	2	3	-	1	2	-	1	-	4	-	11			16
	2014	3	-	2	3	2	2	1	1	-	-	-	-	14	27.3%	▲	14
Probates/Wills and Trusts	2013	-	-	-	-	-	-	-	-	-	-	1	-	0			1
Probates/Wills and Trusts - Level 2	2013	-	-	1	-	-	-	1	1	-	-	-	-	3	0.0%	↔	3
	2014	2	-	1	-	2	1	1	-	-	-	-	-	7	133.3%	▲	7
Protective Orders	2013	-	-	-	-	1	-	-	-	-	-	-	-	1			1
	2014	-	1	-	-	-	-	-	-	-	-	-	-	1	0.0%	↔	1
Uncontested Divorce	2013	6	6	2	5	4	3	5	6	6	11	4	5	37			63
	2014	8	4	2	2	3	3	4	1	-	-	-	-	27	-27.0%	▼	27

Type of Court: Circuit  
Locale/Circuit: Amelia 11  
Start/End Date: Jan-13 / Aug-14  
Type of Case: Filings  
AVG. Month: 74  
2013 AVG Month: 79  
2014 AVG Month: 65  
Jan-Aug 2013: 586  
Jan-Aug 2014: 521  
Filings Trending: Downward ▼

D  
a  
s  
h  
b  
o  
a  
r  
d



	Jan	Feb	Mar	Apr	May	Jun	Jul	Aug	Sep	Oct	Nov	Dec	Thru Aug	% Change	Trending	Total
2013	91	87	62	77	66	54	74	75	138	104	53	72	586			953
2014	48	93	75	48	40	60	56	101	-	-	-	-	521	-11.1%	▼	521

		Jan	Feb	Mar	Apr	May	Jun	Jul	Aug	Sep	Oct	Nov	Dec	Thru Aug	% Change	Trending	Total
Contested Divorce	2013	1	1	-	2	2	1	1	-	-	1	1	1	8			11
	2014	1	2	-	3	-	1	-	2	-	-	-	-	9	12.5%	▲	9
Domestic and Family - Level 1	2013	-	-	-	-	3	4	2	-	2	2	1	2	9			16
	2014	-	-	-	-	-	2	3	-	-	-	-	-	5	-44.4%	▼	5
Domestic and Family - Lev	2013	-	1	-	-	3	1	-	-	1	-	1	1	5			8
	2014	-	1	-	-	-	-	-	-	-	-	-	-	1			1
General Civil - Level 2	2013	4	4	1	2	1	1	2	-	2	3	1	-	15			21
	2014	-	3	-	2	-	2	1	3	-	-	-	-	11	-26.7%	▼	11
General Civil - Level 3	2013	1	-	1	1	-	-	-	-	1	1	-	-	3			5
	2014	1	2	1	4	1	1	12	1	-	-	-	-	23	666.7%	▲	23
Miscellaneous	2013	62	56	44	37	31	24	18	28	27	31	32	38	300			428
	2014	25	35	49	24	24	22	28	33	-	-	-	-	240	-20.0%	▼	240
Misdemeanor	2013	2	4	3	8	2	2	4	10	8	10	8	7	35			68
	2014	6	1	10	3	5	5	-	3	-	-	-	-	33	-5.7%	▼	33
Non-Capital Felonies and Related Matters	2013	12	14	9	10	14	10	37	29	91	48	6	19	135			299
	2014	10	41	5	8	5	23	5	53	-	-	-	-	150	11.1%	▲	150
Other	2013	2	1	1	3	1	3	-	3	3	3	2	1	14			23
	2014	2	-	-	-	2	1	-	2	-	-	-	-	7	-50.0%	▼	7
Other Criminally Related Matters	2013	3	2	1	8	4	6	6	3	2	2	-	2	33			39
	2014	1	4	3	1	2	-	2	2	-	-	-	-	15	-54.5%	▼	15
Probates/Wills and Trusts - Level 2	2013	-	2	-	1	-	-	-	1	1	-	-	-	4			5
	2014	-	-	-	-	-	-	1	2	-	-	-	-	3	-25.0%	▼	3
Uncontested Divorce	2013	4	2	2	5	5	2	4	1	-	3	1	1	25			30
	2014	2	4	7	3	1	3	4	-	-	-	-	-	24	-4.0%	▼	24

Type of Court: Circuit

Locale/Circuit: Dinwiddie 11

Start/End Date: Jan-13 / Aug-14

Type of Case: Filings

AVG. Month: 156

2013 AVG Month: 164

2014 AVG Month: 145

Jan-Aug 2013: 1,371

Jan-Aug 2014: 1,159

Filings Trending: Downward ▼

D

a

s

h

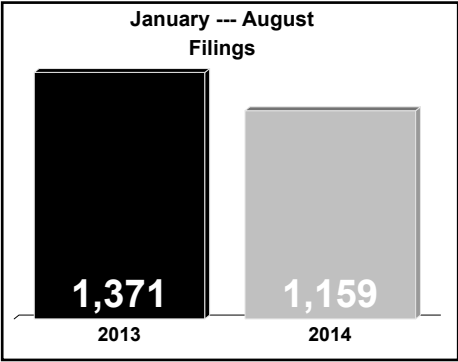
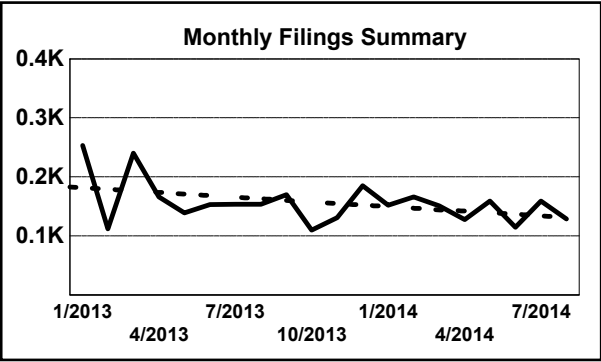
b

o

a

r

d



	Jan	Feb	Mar	Apr	May	Jun	Jul	Aug	Sep	Oct	Nov	Dec	Thru Aug	% Change	Trending	Total
2013	253	112	240	166	139	153	154	154	170	110	131	185	1,371			1,967
2014	152	166	151	128	159	115	159	129	-	-	-	-	1,159	-15.5%	▼	1,159

		Jan	Feb	Mar	Apr	May	Jun	Jul	Aug	Sep	Oct	Nov	Dec	Thru Aug	% Change	Trending	Total
Administrative Law	2013	-	-	-	-	-	1	1	-	-	-	-	-	2			2
	2014	-	-	-	-	-	1	-	-	-	-	-	-	1	-50.0%	▼	1
Contested Divorce	2013	4	2	5	5	4	1	-	-	-	4	-	2	21			27
	2014	1	5	3	2	5	3	6	3	-	-	-	-	28	33.3%	▲	28
Domestic and Family - Level 1	2013	7	1	2	4	2	1	4	11	5	7	5	5	32			54
	2014	4	2	4	3	5	1	-	1	-	-	-	-	20	-37.5%	▼	20
Domestic and Family - Level 2	2013	7	4	6	4	7	5	2	4	7	7	7	2	39			62
	2014	6	4	-	2	1	1	2	-	-	-	-	-	16	-59.0%	▼	16
General Civil - Level 1	2013	-	-	-	-	-	-	1	-	-	-	-	-	1			1
	2014	3	-	2	3	6	2	3	1	3	2	3	6	20			34
General Civil - Level 2	2013	3	-	2	3	6	2	3	1	3	2	3	6	20			34
	2014	6	1	4	10	9	3	1	2	-	-	-	-	36	80.0%	▲	36
General Civil - Level 3	2013	1	5	2	3	-	16	-	3	2	1	9	2	30			44
	2014	3	2	4	3	1	2	-	1	-	-	-	-	16	-46.7%	▼	16
Miscellaneous	2013	119	33	182	74	52	48	42	72	73	44	44	67	622			850
	2014	61	69	64	47	35	32	40	46	-	-	-	-	394	-36.7%	▼	394
Misdemeanor	2013	27	14	20	19	11	19	20	16	24	7	19	24	146			220
	2014	16	19	20	11	20	25	20	10	-	-	-	-	141	-3.4%	▼	141
Non-Capital Felonies and Related Matters	2013	74	40	12	41	45	40	60	18	37	24	35	71	330			497
	2014	43	47	38	29	59	27	66	43	-	-	-	-	352	6.7%	▲	352
Other	2013	-	-	1	-	-	-	-	-	-	-	1	-	1			2
	2014	-	-	-	-	6	4	10	11	-	-	-	-	31	3,000.0%	▲	31
Other Criminally Related Matters	2013	9	8	2	3	7	13	11	19	9	5	6	3	72			95
	2014	7	8	2	11	8	9	3	7	-	-	-	-	55	-23.6%	▼	55
Probates/Wills and Trusts - Level 1	2013	-	-	-	-	-	-	-	-	1	-	-	-	0			1
	2014	-	-	-	-	-	-	1	-	-	-	-	-	1	0.0%	↔	1
Probates/Wills and Trusts - Level 2	2013	-	-	2	1	1	1	1	-	1	-	1	-	6			8
	2014	1	2	2	1	-	1	2	-	-	-	-	-	9	50.0%	▲	9
Uncontested Divorce	2013	2	5	4	9	4	6	9	10	8	9	1	3	49			70
	2014	4	7	10	9	10	6	8	5	-	-	-	-	59	20.4%	▲	59

Type of Court: Circuit

Locale/Circuit: Nottoway 11

Start/End Date: Jan-13 / Aug-14

Type of Case: Filings

AVG. Month: 76

2013 AVG Month: 80

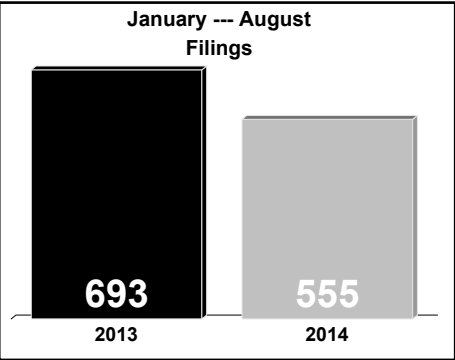
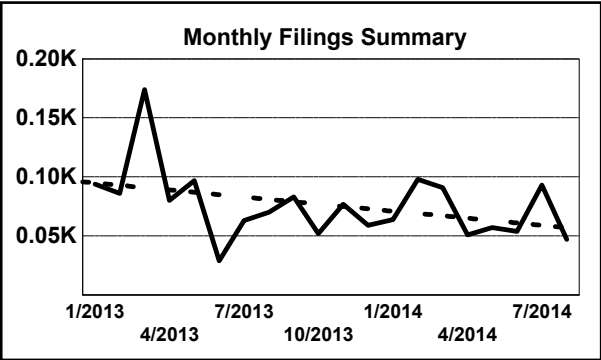
2014 AVG Month: 69

Jan-Aug 2013: 693

Jan-Aug 2014: 555

Filings Trending: Downward ▼

D  
a  
s  
h  
b  
o  
a  
r  
d



	Jan	Feb	Mar	Apr	May	Jun	Jul	Aug	Sep	Oct	Nov	Dec	Thru Aug	% Change	Trending	Total
2013	94	86	174	80	97	29	63	70	83	52	77	59	693			964
2014	64	98	91	51	57	54	93	47	-	-	-	-	555	-19.9%	▼	555

		Jan	Feb	Mar	Apr	May	Jun	Jul	Aug	Sep	Oct	Nov	Dec	Thru Aug	% Change	Trending	Total
Administrative Law	2013	2	-	-	-	-	-	1	1	-	-	-	-	4			4
Contested Divorce	2013	-	1	1	3	-	1	2	-	1	3	1	1	8			14
	2014	-	-	1	2	2	-	1	-	-	-	-	-	6	-25.0%	▼	6
Domestic and Family - Level 1	2013	-	-	1	-	2	-	1	1	-	-	-	-	5			5
	2014	1	2	1	1	-	1	2	1	-	-	-	-	9	80.0%	▲	9
Domestic and Family - Level 2	2013	-	1	1	-	-	-	-	-	-	-	1	-	2			3
	2014	-	-	-	-	1	-	-	-	-	-	-	-	1	-50.0%	▼	1
General Civil - Level 1	2013	-	-	-	-	-	-	1	-	-	-	-	-	1			1
	2014	-	-	2	-	1	-	-	-	-	-	-	-	3	200.0%	▲	3
General Civil - Level 2	2013	4	1	3	-	-	2	1	4	2	2	1	3	15			23
	2014	3	3	6	-	1	7	-	-	-	-	-	-	20	33.3%	▲	20
General Civil - Level 3	2013	4	-	2	3	1	1	2	15	4	-	2	5	28			39
	2014	2	-	3	-	2	10	5	4	-	-	-	-	26	-7.1%	▼	26
Miscellaneous	2013	54	56	37	31	27	9	18	23	24	27	23	20	255			349
	2014	22	44	38	25	12	13	24	21	-	-	-	-	199	-22.0%	▼	199
Misdemeanor	2013	5	8	15	7	8	8	7	7	5	5	17	10	65			102
	2014	4	9	18	5	11	8	11	5	-	-	-	-	71	9.2%	▲	71
Non-Capital Felonies and Related Matters	2013	20	11	100	31	54	4	26	15	44	13	28	16	261			362
	2014	24	31	15	11	21	9	42	8	-	-	-	-	161	-38.3%	▼	161
Other	2013	-	-	3	-	1	-	1	-	1	-	-	-	5			6
	2014	2	-	2	2	2	2	4	3	-	-	-	-	17	240.0%	▲	17
Other Criminally Related Matters	2013	4	4	6	-	2	1	-	1	-	1	3	3	18			25
	2014	1	6	2	2	-	2	1	2	-	-	-	-	16	-11.1%	▼	16
Probates/Wills and Trusts	2013	-	-	-	1	-	-	-	-	-	-	-	-	1			1
Probates/Wills and Trusts - Level 2	2013	-	1	-	3	-	1	-	1	-	1	-	-	6			7
	2014	-	-	-	1	-	-	-	-	-	-	-	-	1	-83.3%	▼	1
Protective Orders	2013	-	1	-	-	-	-	-	-	-	-	-	-	1			1
Uncontested Divorce	2013	1	2	5	1	2	2	3	2	2	-	1	1	18			22
	2014	5	3	3	2	4	2	3	3	-	-	-	-	25	38.9%	▲	25

Type of Court: Circuit

Locale/Circuit: Powhatan 11

Start/End Date: Jan-13 / Aug-14

Type of Case: Filings

AVG. Month: 121

2013 AVG Month: 123

2014 AVG Month: 118

Jan-Aug 2013: 1,030

Jan-Aug 2014: 944

Filings Trending: Downward ▼

D

a

s

h

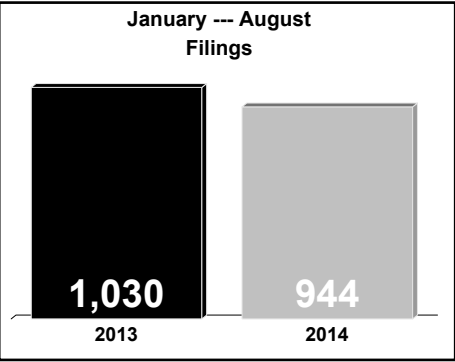
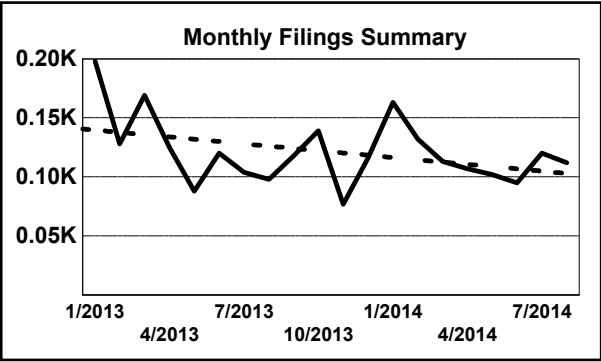
b

o

a

r

d

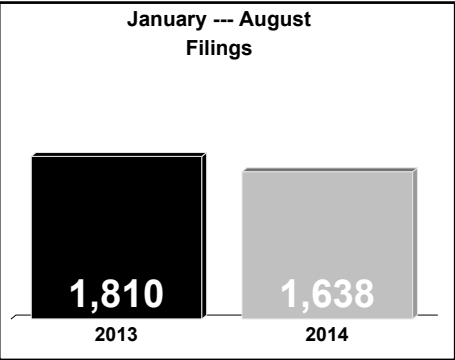
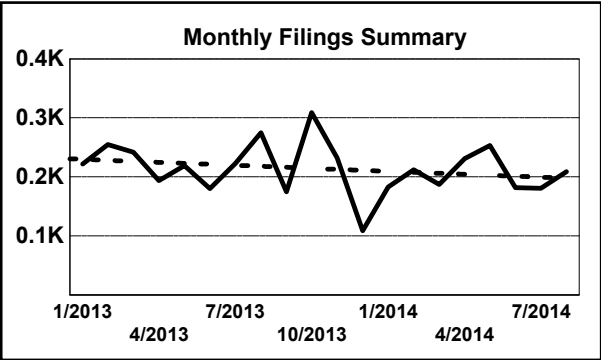


	Jan	Feb	Mar	Apr	May	Jun	Jul	Aug	Sep	Oct	Nov	Dec	Thru Aug	% Change	Trending	Total
2013	198	128	169	125	88	120	104	98	118	139	77	116	1,030			1,480
2014	163	132	113	107	102	95	120	112	-	-	-	-	944	-8.3%	▼	944

		Jan	Feb	Mar	Apr	May	Jun	Jul	Aug	Sep	Oct	Nov	Dec	Thru Aug	% Change	Trending	Total
Administrative Law	2013	1	1	-	-	-	-	-	-	-	-	-	-	2			2
	2014	1	-	-	-	-	-	-	-	-	-	-	-	1	-50.0%	▼	1
Contested Divorce	2013	4	1	1	3	6	6	4	2	2	5	4	1	27			39
	2014	9	6	3	4	3	2	5	3	-	-	-	-	35	29.6%	▲	35
Domestic and Family - Level 1	2013	-	-	-	-	-	-	1	-	-	-	-	-	1			1
	2014	-	-	-	-	1	-	-	-	-	-	-	-	1	0.0%	↔	1
Domestic and Family - Level 2	2013	-	-	1	-	-	-	-	-	-	1	1	-	1			3
	2014	-	-	-	2	-	-	-	2	-	-	-	-	4	300.0%	▲	4
General Civil - Level 1	2013	-	-	-	-	-	2	1	-	-	-	1	-	3			4
	2014	-	-	1	-	1	-	-	-	-	-	-	-	2	-33.3%	▼	2
General Civil - Level 2	2013	3	3	5	6	4	5	8	4	8	8	5	4	38			63
	2014	-	2	6	5	5	1	7	3	-	-	-	-	29	-23.7%	▼	29
General Civil - Level 3	2013	1	1	4	1	2	1	3	-	3	1	2	1	13			20
	2014	2	1	1	1	5	1	1	1	-	-	-	-	13	0.0%	↔	13
Miscellaneous	2013	146	99	126	59	64	52	48	63	72	77	50	70	657			926
	2014	119	92	79	66	50	49	71	64	-	-	-	-	590	-10.2%	▼	590
Misdemeanor	2013	5	-	7	2	2	5	4	6	11	5	2	5	31			54
	2014	5	2	3	5	7	5	5	2	-	-	-	-	34	9.7%	▲	34
Non-Capital Felonies and Related Matters	2013	24	9	19	36	3	37	22	12	17	31	3	27	162			240
	2014	14	17	7	15	17	27	17	21	-	-	-	-	135	-16.7%	▼	135
Other	2013	4	-	1	3	-	4	-	1	-	2	1	1	13			17
	2014	1	1	3	1	3	2	8	3	-	-	-	-	22	69.2%	▲	22
Other Criminally Related Matters	2013	3	2	1	1	3	3	5	3	1	2	2	-	21			26
	2014	4	2	1	-	3	-	1	3	-	-	-	-	14	-33.3%	▼	14
Probates/Wills and Trusts	2013	-	2	-	-	-	-	-	-	-	-	-	-	2			2
Probates/Wills and Trusts - Level 2	2013	2	-	-	-	-	-	2	1	-	1	1	-	5			7
	2014	-	1	-	2	-	-	-	1	-	-	-	-	4	-20.0%	▼	4
Uncontested Divorce	2013	5	10	4	14	4	5	6	6	4	6	5	7	54			76
	2014	8	8	9	6	7	8	5	9	-	-	-	-	60	11.1%	▲	60

Type of Court: Circuit  
Locale/Circuit: Petersburg 11  
Start/End Date: Jan-13 / Aug-14  
Type of Case: Filings  
AVG. Month: 214  
2013 AVG Month: 220  
2014 AVG Month: 205  
Jan-Aug 2013: 1,810  
Jan-Aug 2014: 1,638  
Filings Trending: Downward ▼

D  
a  
s  
h  
b  
o  
a  
r  
d



	Jan	Feb	Mar	Apr	May	Jun	Jul	Aug	Sep	Oct	Nov	Dec	Thru Aug	% Change	Trending	Total
2013	222	255	242	194	219	180	223	275	175	309	232	109	1,810			2,635
2014	183	212	187	231	253	182	181	209	-	-	-	-	1,638	-9.5%	▼	1,638

		Jan	Feb	Mar	Apr	May	Jun	Jul	Aug	Sep	Oct	Nov	Dec	Thru Aug	% Change	Trending	Total
Administrative Law	2013	-	1	2	1	-	1	-	-	2	-	1	-	5			8
	2014	-	-	-	-	-	1	-	1	-	-	-	-	2	-60.0%	▼	2
Capital Murder	2014	-	-	-	2	-	-	-	-	-	-	-	-	2			2
Contested Divorce	2013	2	4	5	4	3	2	3	1	2	3	2	1	24			32
	2014	3	4	2	4	1	2	5	3	-	-	-	-	24	0.0%	↔	24
Domestic and Family - Level 1	2013	5	3	6	1	11	1	4	13	5	9	4	3	44			65
	2014	3	3	4	3	3	-	-	-	-	-	-	-	16	-63.6%	▼	16
Domestic and Family - Level 2	2013	1	-	1	1	-	1	4	3	2	1	2	-	11			16
	2014	4	2	-	2	2	1	-	-	-	-	-	-	11	0.0%	↔	11
General Civil - Level 1	2013	2	1	1	-	-	-	-	1	1	1	1	-	5			8
	2014	1	-	-	-	2	-	-	-	-	-	-	-	3	-40.0%	▼	3
General Civil - Level 2	2013	9	8	12	8	7	9	11	16	9	13	10	5	80			117
	2014	11	7	9	13	7	7	8	10	-	-	-	-	72	-10.0%	▼	72
General Civil - Level 3	2013	6	21	7	9	6	7	9	8	9	7	16	12	73			117
	2014	4	13	8	7	9	7	4	6	-	-	-	-	58	-20.5%	▼	58
Miscellaneous	2013	44	51	40	42	52	49	25	35	25	40	34	26	338			463
	2014	39	50	41	38	33	35	47	39	-	-	-	-	322	-4.7%	▼	322
Misdemeanor	2013	19	24	20	27	25	31	23	37	33	17	21	17	206			294
	2014	27	22	13	18	48	37	14	28	-	-	-	-	207	0.5%	▲	207
Non-Capital Felonies and Related Matters	2013	117	88	109	74	92	57	116	124	75	173	96	32	777			1,153
	2014	72	95	99	114	117	71	79	100	-	-	-	-	747	-3.9%	▼	747
Other	2013	-	-	-	-	1	1	4	-	1	2	1	1	6			11
	2014	-	-	-	1	1	7	5	2	-	-	-	-	16	166.7%	▲	16
Other Criminally Related Matters	2013	11	47	27	17	16	16	15	30	8	34	32	10	179			263
	2014	14	9	2	19	17	7	11	15	-	-	-	-	94	-47.5%	▼	94
Probates/Wills and Trusts - Level 2	2013	1	1	1	2	-	1	1	1	-	1	1	-	8			10
	2014	2	2	2	-	1	1	4	-	-	-	-	-	12	50.0%	▲	12
Uncontested Divorce	2013	5	6	11	8	6	4	8	6	3	8	11	2	54			78
	2014	3	5	7	10	12	6	4	5	-	-	-	-	52	-3.7%	▼	52

Type of Court: Circuit

Locale/Circuit: Chesterfield 12

Start/End Date: Jan-13 / Aug-14

Type of Case: Filings

AVG. Month: 1,307

2013 AVG Month: 1,329

2014 AVG Month: 1,275

Jan-Aug 2013: 11,242

Jan-Aug 2014: 10,198

Filings Trending: Downward ▼

D

a

s

h

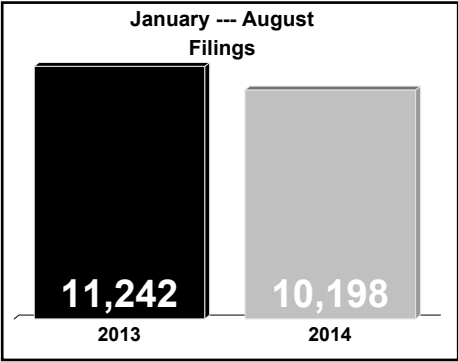
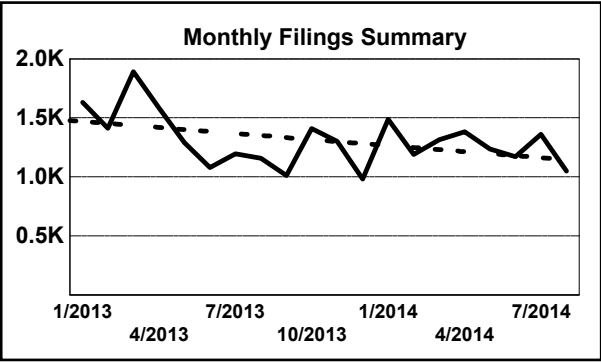
b

o

a

r

d



	Jan	Feb	Mar	Apr	May	Jun	Jul	Aug	Sep	Oct	Nov	Dec	Thru Aug	% Change	Trending	Total
2013	1,630	1,413	1,890	1,586	1,290	1,079	1,196	1,158	1,011	1,409	1,302	981	11,242			15,945
2014	1,489	1,191	1,316	1,383	1,236	1,171	1,362	1,050	-	-	-	-	10,198	-9.3%	▼	10,198

		Jan	Feb	Mar	Apr	May	Jun	Jul	Aug	Sep	Oct	Nov	Dec	Thru Aug	% Change	Trending	Total
Administrative Law	2013	1	2	1	-	2	2	1	4	-	1	1	-	13			15
	2014	1	-	3	1	1	-	2	4	-	-	-	-	12	-7.7%	▼	12
Capital Murder	2014	-	-	-	1	-	-	-	-	-	-	-	-	1			1
Contested Divorce	2013	24	24	28	36	41	34	41	24	39	30	27	29	252			377
	2014	29	35	35	38	27	30	31	29	-	-	-	-	254	0.8%	▲	254
Domestic and Family - Level 1	2013	16	17	40	40	28	23	22	41	22	19	49	39	227			356
	2014	29	25	28	39	17	24	22	24	-	-	-	-	208	-8.4%	▼	208
Domestic and Family - Level 2	2013	5	8	7	8	13	5	7	4	5	4	3	3	57			72
	2014	10	9	10	10	5	5	5	7	-	-	-	-	61	7.0%	▲	61
General Civil - Level 1	2013	3	1	1	3	4	3	1	-	2	-	5	2	16			25
	2014	1	-	2	1	1	1	1	1	-	-	-	-	8	-50.0%	▼	8
General Civil - Level 2	2013	50	38	50	49	50	54	61	77	53	57	70	73	429			682
	2014	62	45	52	60	70	52	57	47	-	-	-	-	445	3.7%	▲	445
General Civil - Level 3	2013	19	15	13	29	33	28	17	23	24	14	21	21	177			257
	2014	32	22	15	16	11	30	29	11	-	-	-	-	166	-6.2%	▼	166
Miscellaneous	2013	985	726	1,063	845	451	329	430	374	261	566	493	352	5,203			6,875
	2014	579	457	462	562	465	383	389	335	-	-	-	-	3,632	-30.2%	▼	3,632
Misdemeanor	2013	132	167	188	122	146	157	145	155	95	244	172	94	1,212			1,817
	2014	223	127	173	152	106	126	204	150	-	-	-	-	1,261	4.0%	▲	1,261
Non-Capital Felonies and Related Matters	2013	279	270	347	309	389	294	321	305	376	317	353	237	2,514			3,797
	2014	354	296	350	330	355	341	419	275	-	-	-	-	2,720	8.2%	▲	2,720
Other	2013	26	28	30	35	25	31	29	27	22	29	20	35	231			337
	2014	46	31	35	29	47	65	57	56	-	-	-	-	366	58.4%	▲	366
Other Criminally Related Matters	2013	15	34	33	28	30	30	34	42	24	44	22	26	246			362
	2014	40	37	46	35	36	34	61	35	-	-	-	-	324	31.7%	▲	324
Probates/Wills and Trusts - Level 1	2013	1	-	1	2	-	-	2	1	3	1	1	1	7			13
	2014	2	1	2	2	-	-	3	-	-	-	-	-	10	42.9%	▲	10
Probates/Wills and Trusts - Level 2	2013	4	10	7	8	7	10	4	3	8	7	6	2	53			76
	2014	9	8	11	5	11	2	5	5	-	-	-	-	56	5.7%	▲	56
Protective Orders	2013	-	-	-	-	-	-	-	-	-	3	-	1	0			4
	2014	-	-	-	-	-	2	2	2	-	-	-	-	6	0.0%	↔	6
Uncontested Divorce	2013	70	73	81	72	71	79	81	78	77	73	59	66	605			880
	2014	72	98	92	102	84	76	75	69	-	-	-	-	668	10.4%	▲	668



Type of Court: Circuit

Locale/Circuit: Colonial Heights 12

Start/End Date: Jan-13 / Aug-14

Type of Case: Filings

AVG. Month: 169

2013 AVG Month: 175

2014 AVG Month: 160

Jan-Aug 2013: 1,570

Jan-Aug 2014: 1,279

Filings Trending: Downward ▼

D

a

s

h

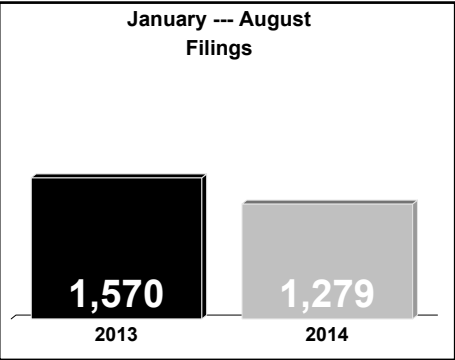
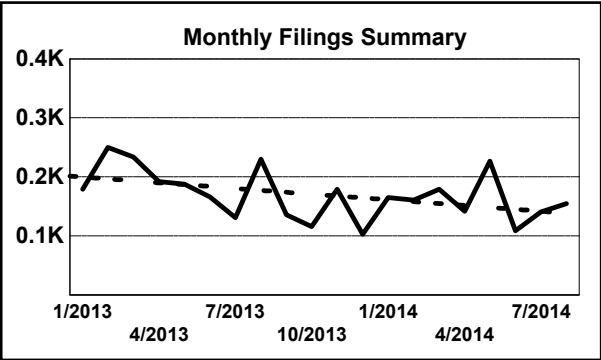
b

o

a

r

d



	Jan	Feb	Mar	Apr	May	Jun	Jul	Aug	Sep	Oct	Nov	Dec	Thru Aug	% Change	Trending	Total
2013	179	250	234	192	188	166	131	230	136	116	179	103	1,570			2,104
2014	165	161	179	142	227	109	141	155	-	-	-	-	1,279	-18.5%	▼	1,279

		Jan	Feb	Mar	Apr	May	Jun	Jul	Aug	Sep	Oct	Nov	Dec	Thru Aug	% Change	Trending	Total
Administrative Law	2013	-	1	-	-	-	-	1	-	-	-	-	-	2			2
	2014	-	-	-	1	1	-	-	-	-	-	-	-	2	0.0%	↔	2
Contested Divorce	2013	2	1	5	3	2	2	2	2	2	-	2	1	19			24
	2014	2	3	2	3	4	3	2	1	-	-	-	-	20	5.3%	▲	20
Domestic and Family - Level 1	2013	2	1	2	1	4	-	1	-	3	2	1	2	11			19
	2014	1	2	1	2	2	1	-	1	-	-	-	-	10	-9.1%	▼	10
Domestic and Family - Level 2	2013	-	1	1	-	-	-	-	1	-	1	1	1	3			6
	2014	2	1	-	1	1	-	-	-	-	-	-	-	5	66.7%	▲	5
General Civil - Level 1	2014	-	1	-	-	-	-	-	-	-	-	-	-	1			1
	2013	2	2	5	4	6	3	2	5	4	3	5	1	29			42
General Civil - Level 2	2014	1	4	3	-	5	1	5	1	-	-	-	-	20	-31.0%	▼	20
	2013	2	2	4	-	5	1	6	-	1	-	-	1	20			22
General Civil - Level 3	2014	1	-	2	1	-	2	2	-	-	-	-	-	8	-60.0%	▼	8
	2013	82	45	54	58	22	29	28	40	20	28	23	36	358			465
Miscellaneous	2014	40	33	36	27	28	22	35	30	-	-	-	-	251	-29.9%	▼	251
	2013	22	54	67	44	58	53	34	48	26	34	34	28	380			502
Misdemeanor	2014	27	28	37	29	40	24	17	20	-	-	-	-	222	-41.6%	▼	222
	2013	41	112	54	58	50	58	37	108	51	28	91	20	518			708
Non-Capital Felonies and Related Matters	2014	70	66	64	43	119	38	61	81	-	-	-	-	542	4.6%	▲	542
	2013	8	13	14	9	13	9	9	7	17	8	7	6	82			120
Other	2014	9	13	9	12	11	9	6	4	-	-	-	-	73	-11.0%	▼	73
	2013	6	10	21	9	15	6	8	13	9	9	13	5	88			124
Other Criminally Related Matters	2014	5	2	12	13	11	5	5	10	-	-	-	-	63	-28.4%	▼	63
	2013	1	-	-	-	1	-	-	-	-	1	-	-	2			3
Probates/Wills and Trusts - Level 1	2014	1	-	-	-	-	-	-	1	-	-	-	-	2	0.0%	↔	2
	2013	1	1	2	-	1	1	-	1	-	1	-	-	7			8
Probates/Wills and Trusts - Level 2	2014	-	-	1	2	-	-	-	-	-	-	-	-	3	-57.1%	▼	3
	2013	2	-	-	1	1	-	-	1	-	-	-	-	5			5
Protective Orders	2014	-	-	1	-	-	-	-	1	-	-	-	-	2	-60.0%	▼	2
	2013	8	7	5	5	10	4	3	4	3	1	2	2	46			54
Uncontested Divorce	2014	6	8	11	8	5	4	8	5	-	-	-	-	55	19.6%	▲	55

Type of Court: Circuit

Locale/Circuit: Richmond 13

Start/End Date: Jan-13 / Aug-14

Type of Case: Filings

AVG. Month: 1,249

2013 AVG Month: 1,259

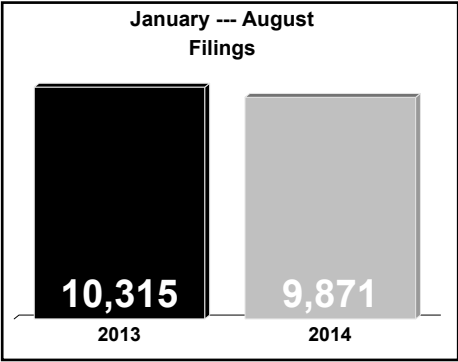
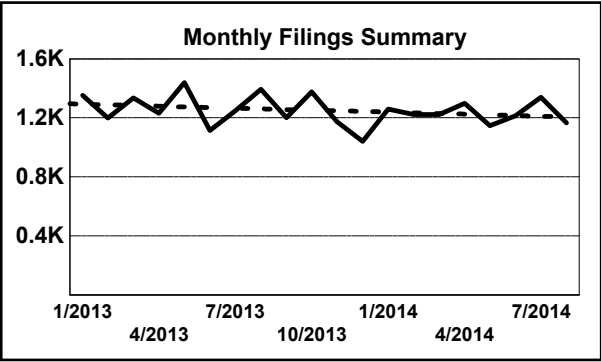
2014 AVG Month: 1,234

Jan-Aug 2013: 10,315

Jan-Aug 2014: 9,871

Filings Trending: Downward ▼

D  
a  
s  
h  
b  
o  
a  
r  
d



	Jan	Feb	Mar	Apr	May	Jun	Jul	Aug	Sep	Oct	Nov	Dec	Thru Aug	% Change	Trending	Total
2013	1,353	1,199	1,336	1,231	1,439	1,115	1,249	1,393	1,201	1,376	1,172	1,041	10,315			15,105
2014	1,259	1,223	1,223	1,298	1,148	1,215	1,339	1,166	-	-	-	-	9,871	-4.3%	▼	9,871

		Jan	Feb	Mar	Apr	May	Jun	Jul	Aug	Sep	Oct	Nov	Dec	Thru Aug	% Change	Trending	Total
Administrative Law	2013	3	2	1	1	3	2	1	1	4	6	3	1	14			28
	2014	4	2	4	2	1	5	3	2	-	-	-	-	23	64.3%	▲	23
Capital Murder	2013	-	-	-	-	-	-	1	1	-	-	-	-	2			2
	2014	1	-	-	-	-	3	-	1	-	-	-	-	5	150.0%	▲	5
Contested Divorce	2013	5	18	15	18	19	20	12	19	13	11	17	13	126			180
	2014	11	24	23	16	17	18	17	18	-	-	-	-	144	14.3%	▲	144
Domestic and Family - Level 1	2013	13	40	17	19	9	27	10	15	12	13	11	7	150			193
	2014	11	11	9	7	32	17	13	14	-	-	-	-	114	-24.0%	▼	114
Domestic and Family - Level 2	2013	7	8	8	4	5	3	7	7	7	5	3	9	49			73
	2014	4	7	9	10	12	14	10	12	-	-	-	-	78	59.2%	▲	78
General Civil - Level 1	2013	9	7	7	8	16	13	6	7	6	4	3	6	73			92
	2014	8	10	2	2	6	5	13	4	-	-	-	-	50	-31.5%	▼	50
General Civil - Level 2	2013	120	124	105	105	115	126	91	93	127	108	107	90	879			1,311
	2014	123	102	93	89	101	112	100	108	-	-	-	-	828	-5.8%	▼	828
General Civil - Level 3	2013	39	24	38	29	34	24	32	36	47	49	40	43	256			435
	2014	38	40	35	43	29	26	31	25	-	-	-	-	267	4.3%	▲	267
Miscellaneous	2013	273	278	258	242	220	196	271	338	260	239	180	235	2,076			2,990
	2014	266	278	284	266	205	254	257	243	-	-	-	-	2,053	-1.1%	▼	2,053
Misdemeanor	2013	116	77	130	85	148	83	91	79	78	107	101	106	809			1,201
	2014	101	113	94	120	124	121	104	110	-	-	-	-	887	9.6%	▲	887
Non-Capital Felonies and Related Matters	2013	534	399	479	460	574	396	468	552	394	560	499	318	3,862			5,633
	2014	433	394	461	462	372	421	496	351	-	-	-	-	3,390	-12.2%	▼	3,390
Other	2013	166	153	178	200	175	156	186	158	177	185	154	139	1,372			2,027
	2014	161	134	143	175	153	163	209	179	-	-	-	-	1,317	-4.0%	▼	1,317
Other Criminally Related Matters	2013	18	21	49	9	83	32	31	48	37	47	26	45	291			446
	2014	53	48	10	56	40	25	38	55	-	-	-	-	325	11.7%	▲	325
Probates/Wills and Trusts - Level 1	2013	-	-	-	-	1	-	-	-	-	-	-	-	1			1
	2014	-	-	1	-	1	-	1	-	-	-	-	-	3	200.0%	▲	3
Probates/Wills and Trusts - Level 2	2013	14	7	6	9	5	8	13	4	12	6	7	6	66			97
	2014	14	14	3	8	9	8	11	7	-	-	-	-	74	12.1%	▲	74
Uncontested Divorce	2013	36	41	45	42	32	29	29	35	27	36	21	23	289			396
	2014	31	46	52	42	46	23	36	37	-	-	-	-	313	8.3%	▲	313

Type of Court: Circuit

Locale/Circuit: Henrico 14

Start/End Date: Jan-13 / Aug-14

Type of Case: Filings

AVG. Month: 1,045

2013 AVG Month: 1,070

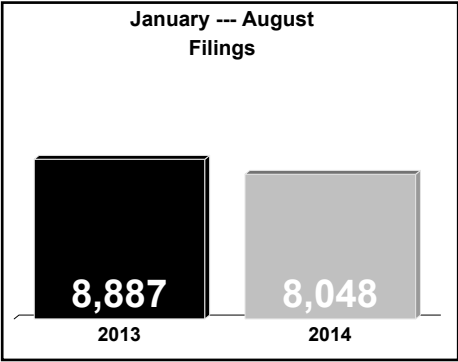
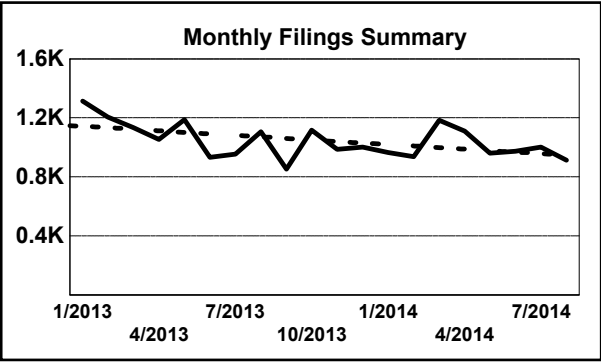
2014 AVG Month: 1,006

Jan-Aug 2013: 8,887

Jan-Aug 2014: 8,048

Filings Trending: Downward ▼

D  
a  
s  
h  
b  
o  
a  
r  
d



	Jan	Feb	Mar	Apr	May	Jun	Jul	Aug	Sep	Oct	Nov	Dec	Thru Aug	% Change	Trending	Total
2013	1,314	1,205	1,133	1,054	1,189	932	955	1,105	852	1,117	986	1,003	8,887			12,845
2014	966	937	1,184	1,110	961	974	1,002	914	-	-	-	-	8,048	-9.4%	▼	8,048

		Jan	Feb	Mar	Apr	May	Jun	Jul	Aug	Sep	Oct	Nov	Dec	Thru Aug	% Change	Trending	Total
Administrative Law	2013	-	-	-	-	2	2	-	-	-	2	2	1	4			9
	2014	-	4	1	4	1	4	1	1	-	-	-	-	16	300.0%	▲	16
Contested Divorce	2013	20	24	43	25	31	34	39	35	21	32	25	20	251			349
	2014	23	25	33	23	26	24	29	18	-	-	-	-	201	-19.9%	▼	201
Domestic and Family - Level 1	2013	12	19	25	20	19	18	1	26	20	26	19	16	140			221
	2014	22	19	22	8	19	13	4	26	-	-	-	-	133	-5.0%	▼	133
Domestic and Family - Level 2	2013	6	2	5	3	8	6	9	12	12	13	9	12	51			97
	2014	11	9	13	12	8	10	13	7	-	-	-	-	83	62.7%	▲	83
General Civil - Level 1	2013	1	-	3	3	3	3	6	2	4	4	3	2	21			34
	2014	2	2	1	4	3	-	2	2	-	-	-	-	16	-23.8%	▼	16
General Civil - Level 2	2013	78	53	67	58	69	58	42	53	52	84	152	109	478			875
	2014	35	46	64	98	88	68	55	50	-	-	-	-	504	5.4%	▲	504
General Civil - Level 3	2013	24	16	20	18	26	23	26	27	27	23	16	16	180			262
	2014	17	21	17	26	21	18	12	12	-	-	-	-	144	-20.0%	▼	144
Miscellaneous	2013	623	519	503	396	334	228	285	296	250	321	295	350	3,184			4,400
	2014	358	359	361	345	255	283	293	288	-	-	-	-	2,542	-20.2%	▼	2,542
Misdemeanor	2013	116	133	105	101	137	109	146	110	109	109	94	121	957			1,390
	2014	72	116	96	130	116	134	120	99	-	-	-	-	883	-7.7%	▼	883
Non-Capital Felonies and Related Matters	2013	302	302	213	293	390	321	250	401	248	371	246	241	2,472			3,578
	2014	297	194	393	290	287	282	287	222	-	-	-	-	2,252	-8.9%	▼	2,252
Other	2013	32	35	23	18	30	23	24	21	22	32	23	23	206			306
	2014	33	53	35	41	34	51	55	72	-	-	-	-	374	81.6%	▲	374
Other Criminally Related Matters	2013	39	34	37	41	43	27	45	40	25	37	29	38	306			435
	2014	26	24	47	35	42	27	51	37	-	-	-	-	289	-5.6%	▼	289
Probates/Wills and Trusts - Level 1	2013	1	-	2	1	-	-	-	-	1	-	-	-	4			5
	2014	-	1	1	1	-	-	-	2	-	-	-	-	5	25.0%	▲	5
Probates/Wills and Trusts - Level 2	2013	8	7	9	4	16	6	9	7	4	3	6	7	66			86
	2014	5	7	7	5	5	11	7	7	-	-	-	-	54	-18.2%	▼	54
Protective Orders	2013	1	3	2	3	4	5	8	2	-	-	-	-	28			28
Uncontested Divorce	2013	51	58	76	70	77	69	65	73	57	60	67	47	539			770
	2014	65	57	93	88	56	49	73	71	-	-	-	-	552	2.4%	▲	552

Type of Court: Circuit

Locale/Circuit: Caroline 15

Start/End Date: Jan-13 / Aug-14

Type of Case: Filings

AVG. Month: 187

2013 AVG Month: 199

2014 AVG Month: 168

Jan-Aug 2013: 1,817

Jan-Aug 2014: 1,344

Filings Trending: Downward ▼

D

a

s

h

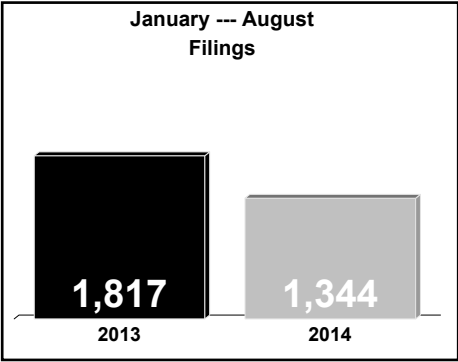
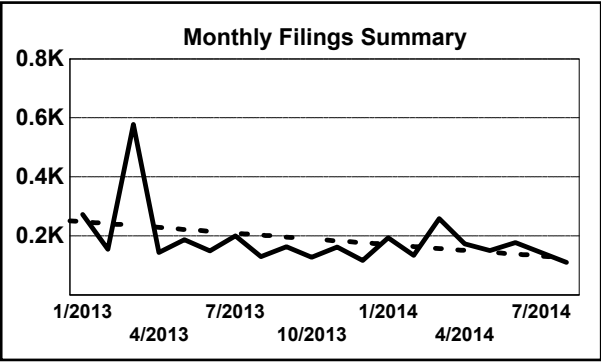
b

o

a

r

d



	Jan	Feb	Mar	Apr	May	Jun	Jul	Aug	Sep	Oct	Nov	Dec	Thru Aug	% Change	Trending	Total
2013	273	155	578	144	187	150	200	130	164	128	163	117	1,817			2,389
2014	194	134	259	173	151	178	144	111	-	-	-	-	1,344	-26.0%	▼	1,344

		Jan	Feb	Mar	Apr	May	Jun	Jul	Aug	Sep	Oct	Nov	Dec	Thru Aug	% Change	Trending	Total
Administrative Law	2013	-	-	-	-	-	-	1	-	1	-	-	-	1			2
Contested Divorce	2013	1	2	1	-	3	2	9	1	-	1	2	2	19			24
	2014	2	1	5	1	1	3	4	-	-	-	-	-	17	-10.5%	▼	17
Domestic and Family - Level 1	2013	1	4	4	4	1	2	3	2	2	1	3	2	21			29
	2014	2	4	2	7	4	4	7	3	-	-	-	-	33	57.1%	▲	33
Domestic and Family - Level 2	2013	2	-	-	-	1	1	2	-	1	-	-	-	6			7
	2014	-	1	1	1	2	-	1	-	-	-	-	-	6	0.0%	↔	6
General Civil - Level 1	2013	-	-	-	-	1	-	-	-	-	-	-	-	1			1
	2014	-	1	1	-	-	-	-	-	-	-	-	-	2	100.0%	▲	2
General Civil - Level 2	2013	6	7	2	5	9	5	10	10	9	6	10	5	54			84
	2014	5	4	8	5	5	3	8	10	-	-	-	-	48	-11.1%	▼	48
General Civil - Level 3	2013	4	7	4	3	-	4	2	1	2	1	-	3	25			31
	2014	-	-	9	1	2	2	2	4	-	-	-	-	20	-20.0%	▼	20
Miscellaneous	2013	125	81	88	56	57	48	40	44	54	41	50	54	539			738
	2014	54	55	71	56	37	47	33	39	-	-	-	-	392	-27.3%	▼	392
Misdemeanor	2013	17	8	23	11	34	11	13	10	11	13	24	9	127			184
	2014	24	4	32	19	16	18	17	13	-	-	-	-	143	12.6%	▲	143
Non-Capital Felonies and Related Matters	2013	96	34	440	49	68	61	90	27	48	40	59	25	865			1,037
	2014	91	40	108	62	58	74	49	14	-	-	-	-	496	-42.7%	▼	496
Other	2013	10	4	3	8	7	10	14	26	27	12	9	8	82			138
	2014	9	16	11	8	20	19	14	14	-	-	-	-	111	35.4%	▲	111
Other Criminally Related Matters	2013	6	4	4	1	4	2	10	4	7	9	4	3	35			58
	2014	4	1	4	7	4	4	4	5	-	-	-	-	33	-5.7%	▼	33
Probates/Wills and Trusts - Level 2	2013	-	2	2	4	-	1	2	1	1	1	-	-	12			14
	2014	-	-	1	1	-	1	1	5	-	-	-	-	9	-25.0%	▼	9
Uncontested Divorce	2013	5	2	7	3	2	3	4	4	1	3	2	6	30			42
	2014	3	7	6	5	2	3	4	4	-	-	-	-	34	13.3%	▲	34

Type of Court: Circuit

Locale/Circuit: Essex 15

Start/End Date: Jan-13 / Aug-14

Type of Case: Filings

AVG. Month: 60

2013 AVG Month: 58

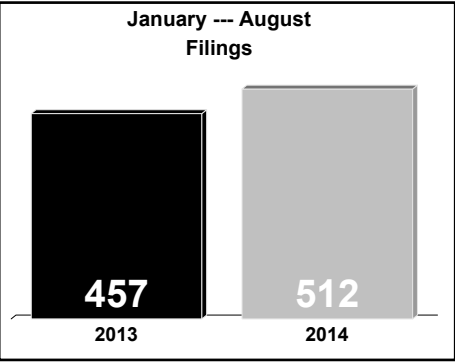
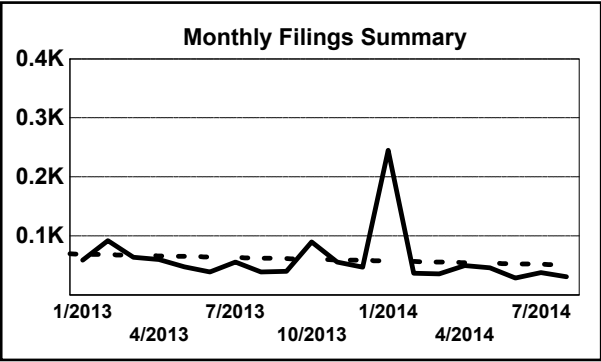
2014 AVG Month: 64

Jan-Aug 2013: 457

Jan-Aug 2014: 512

Filings Trending: Upward ▲

D  
a  
s  
h  
b  
o  
a  
r  
d



	Jan	Feb	Mar	Apr	May	Jun	Jul	Aug	Sep	Oct	Nov	Dec	Thru Aug	% Change	Trending	Total
2013	59	92	64	60	48	39	56	39	40	90	56	47	457			690
2014	245	37	36	50	46	29	38	31	-	-	-	-	512	12.0%	▲	512

		Jan	Feb	Mar	Apr	May	Jun	Jul	Aug	Sep	Oct	Nov	Dec	Thru Aug	% Change	Trending	Total
Contested Divorce	2013	-	-	4	2	4	1	1	2	1	-	1	-	14			16
	2014	-	1	-	1	1	1	1	-	-	-	-	-	5	-64.3%	▼	5
Domestic and Family - Level 1	2013	-	-	1	-	1	-	1	-	2	-	-	-	3			5
	2014	-	-	-	1	5	-	-	2	-	-	-	-	8	166.7%	▲	8
Domestic and Family - Level 2	2013	-	-	1	-	1	-	-	-	1	-	-	-	2			3
	2014	-	-	-	-	2	-	-	-	-	-	-	-	2	0.0%	↔	2
General Civil - Level 1	2014	-	-	1	-	-	-	-	-	-	-	-	-	1			1
	2013	1	2	3	4	2	3	2	-	-	3	-	2	17			22
General Civil - Level 2	2014	1	2	3	2	2	1	-	1	-	-	-	-	12	-29.4%	▼	12
	2013	3	1	1	7	-	-	-	-	-	-	1	-	12			13
General Civil - Level 3	2014	1	4	-	-	-	-	-	1	-	-	-	-	6	-50.0%	▼	6
	2013	40	26	36	10	21	21	17	24	22	19	20	20	195			276
Miscellaneous	2014	24	19	16	19	20	11	14	9	-	-	-	-	132	-32.3%	▼	132
	2013	5	10	3	10	5	2	7	6	3	8	-	4	48			63
Misdemeanor	2014	1	3	3	-	-	2	4	2	-	-	-	-	15	-68.8%	▼	15
	2013	6	43	10	18	6	7	22	3	8	58	30	16	115			227
Non-Capital Felonies and Related Matters	2014	218	2	-	24	4	7	12	10	-	-	-	-	277	140.9%	▲	277
	2013	-	1	-	-	-	1	1	-	-	-	-	-	3			3
Other	2014	-	-	-	-	-	-	-	1	-	-	-	-	1	-66.7%	▼	1
	2013	2	6	2	6	3	1	2	4	1	2	3	2	26			34
Other Criminally Related Matters	2014	-	3	5	1	9	2	3	2	-	-	-	-	25	-3.8%	▼	25
	2013	-	2	-	-	-	-	-	-	-	-	-	1	2			3
Probates/Wills and Trusts - Level 1	2014	-	-	1	-	-	-	-	-	-	-	-	-	1	-50.0%	▼	1
	2013	-	-	-	-	-	1	-	-	-	-	-	-	1			1
Probates/Wills and Trusts - Level 2	2014	-	-	-	-	1	-	-	1	-	-	-	-	2	100.0%	▲	2
	2013	2	1	3	3	5	2	3	-	2	-	1	2	19			24
Uncontested Divorce	2014	-	3	7	2	2	5	4	2	-	-	-	-	25	31.6%	▲	25

Type of Court: Circuit

Locale/Circuit: Hanover 15

Start/End Date: Jan-13 / Aug-14

Type of Case: Filings

AVG. Month: 523

2013 AVG Month: 549

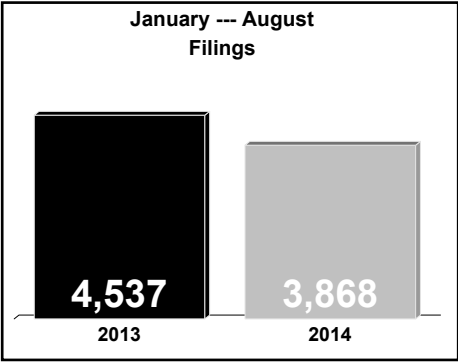
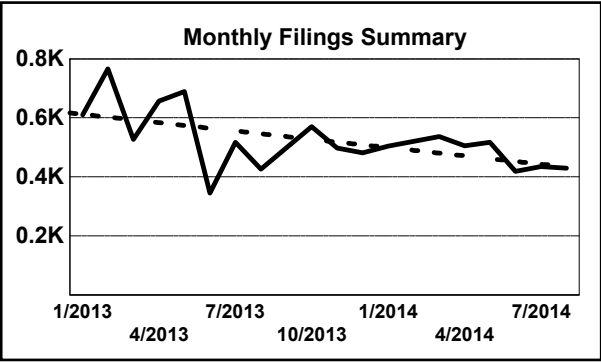
2014 AVG Month: 484

Jan-Aug 2013: 4,537

Jan-Aug 2014: 3,868

Filings Trending: Downward ▼

D  
a  
s  
h  
b  
o  
a  
r  
d



	Jan	Feb	Mar	Apr	May	Jun	Jul	Aug	Sep	Oct	Nov	Dec	Thru Aug	% Change	Trending	Total
2013	610	766	527	657	689	345	517	426	499	570	498	482	4,537			6,586
2014	504	521	537	505	517	419	435	430	-	-	-	-	3,868	-14.7%	▼	3,868

		Jan	Feb	Mar	Apr	May	Jun	Jul	Aug	Sep	Oct	Nov	Dec	Thru Aug	% Change	Trending	Total
Administrative Law	2013	-	-	-	-	-	-	1	1	-	1	-	-	2			3
	2014	-	-	1	1	1	-	1	2	-	-	-	-	6	200.0%	▲	6
Contested Divorce	2013	30	32	36	28	24	17	21	22	19	17	15	10	210			271
	2014	10	32	21	20	17	14	17	13	-	-	-	-	144	-31.4%	▼	144
Domestic and Family - Level 1	2013	8	8	10	6	13	7	10	9	11	10	6	12	71			110
	2014	7	8	16	12	8	4	4	6	-	-	-	-	65	-8.5%	▼	65
Domestic and Family - Level 2	2013	1	4	1	3	3	8	4	1	3	6	8	9	25			51
	2014	2	1	4	3	5	3	1	3	-	-	-	-	22	-12.0%	▼	22
General Civil - Level 1	2013	-	-	1	-	1	-	-	-	-	-	-	1	2			3
	2014	-	-	-	-	-	1	-	1	-	-	-	-	2	0.0%	↔	2
General Civil - Level 2	2013	9	9	11	11	14	15	12	13	12	13	38	22	94			179
	2014	8	13	16	24	27	14	14	18	-	-	-	-	134	42.6%	▲	134
General Civil - Level 3	2013	6	13	11	9	7	1	6	7	12	14	8	10	60			104
	2014	9	6	10	4	4	5	4	2	-	-	-	-	44	-26.7%	▼	44
Miscellaneous	2013	323	377	218	278	355	90	212	122	195	192	178	205	1,975			2,745
	2014	228	176	177	170	124	138	120	131	-	-	-	-	1,264	-36.0%	▼	1,264
Misdemeanor	2013	89	55	67	102	75	42	70	77	54	98	88	67	577			884
	2014	58	69	73	64	71	57	56	72	-	-	-	-	520	-9.9%	▼	520
Non-Capital Felonies and Related Matters	2013	73	167	79	99	115	97	100	101	114	144	96	93	831			1,278
	2014	119	135	118	114	181	122	130	100	-	-	-	-	1,019	22.6%	▲	1,019
Other	2013	14	14	16	18	10	8	16	16	8	12	10	12	112			154
	2014	15	12	17	9	15	15	23	18	-	-	-	-	124	10.7%	▲	124
Other Criminally Related Matters	2013	15	9	17	35	17	13	18	7	12	15	16	11	131			185
	2014	9	15	22	18	13	8	14	16	-	-	-	-	115	-12.2%	▼	115
Probates/Wills and Trusts - Level 1	2013	-	-	-	-	-	-	-	1	1	-	-	-	1			2
	2014	1	-	-	1	-	-	1	-	-	-	-	-	3	200.0%	▲	3
Probates/Wills and Trusts - Level 2	2013	1	4	1	-	2	2	1	3	4	6	-	-	14			24
	2014	2	3	-	6	-	1	3	4	-	-	-	-	19	35.7%	▲	19
Uncontested Divorce	2013	41	74	59	68	53	45	46	46	54	42	35	30	432			593
	2014	36	51	62	59	51	37	47	44	-	-	-	-	387	-10.4%	▼	387

Type of Court: Circuit

Locale/Circuit: King George 15

Start/End Date: Jan-13 / Aug-14

Type of Case: Filings

AVG. Month: 114

2013 AVG Month: 125

2014 AVG Month: 97

Jan-Aug 2013: 1,126

Jan-Aug 2014: 776

Filings Trending: Downward ▼

D

a

s

h

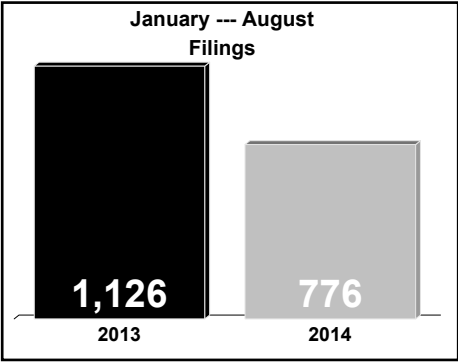
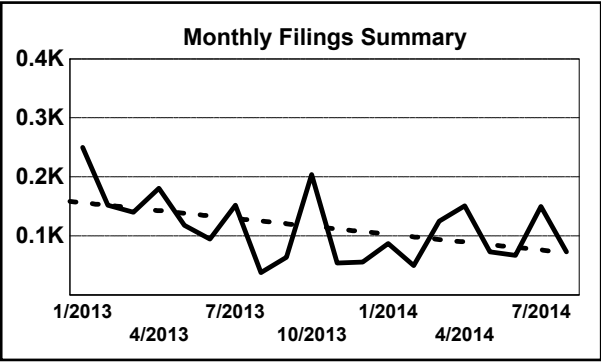
b

o

a

r

d



	Jan	Feb	Mar	Apr	May	Jun	Jul	Aug	Sep	Oct	Nov	Dec	Thru Aug	% Change	Trending	Total
2013	250	152	140	181	118	95	152	38	64	204	54	56	1,126			1,504
2014	87	50	125	151	73	67	150	73	-	-	-	-	776	-31.1%	▼	776

		Jan	Feb	Mar	Apr	May	Jun	Jul	Aug	Sep	Oct	Nov	Dec	Thru Aug	% Change	Trending	Total
Administrative Law	2014	-	-	-	-	1	1	-	-	-	-	-	-	2			2
Contested Divorce	2013	1	4	4	3	2	3	3	-	-	1	-	1	20			22
	2014	-	-	3	2	3	1	1	3	-	-	-	-	13	-35.0%	▼	13
Domestic and Family - Level 1	2013	-	11	2	4	3	4	1	3	-	-	2	5	28			35
	2014	1	2	1	2	-	-	-	1	-	-	-	-	7	-75.0%	▼	7
Domestic and Family - Level 2	2013	1	-	3	-	-	1	1	-	1	2	-	-	6			9
	2014	-	1	-	1	2	-	-	2	-	-	-	-	6	0.0%	↔	6
General Civil - Level 1	2014	-	-	-	-	-	-	1	-	-	-	-	-	1			1
General Civil - Level 2	2013	2	-	4	4	10	8	11	2	4	7	2	4	41			58
	2014	3	1	4	4	4	6	5	7	-	-	-	-	34	-17.1%	▼	34
General Civil - Level 3	2013	-	1	1	1	6	1	4	2	-	-	1	-	16			17
	2014	-	2	1	1	-	-	1	3	-	-	-	-	8	-50.0%	▼	8
Miscellaneous	2013	107	93	82	60	58	27	9	4	5	7	6	3	440			461
	2014	4	4	1	4	3	4	11	8	-	-	-	-	39	-91.1%	▼	39
Misdemeanor	2013	49	11	7	33	8	15	56	9	7	46	9	9	188			259
	2014	17	5	29	24	5	5	20	8	-	-	-	-	113	-39.9%	▼	113
Non-Capital Felonies and Related Matters	2013	83	27	33	73	23	25	60	12	44	134	30	28	336			572
	2014	57	27	78	110	52	45	108	34	-	-	-	-	511	52.1%	▲	511
Other	2013	-	-	-	1	-	-	1	-	1	-	-	1	2			4
	2014	-	-	-	-	-	-	-	2	-	-	-	-	2	0.0%	↔	2
Other Criminally Related Matters	2013	1	3	-	-	1	1	2	3	1	1	-	1	11			14
	2014	-	1	2	-	1	1	1	-	-	-	-	-	6	-45.5%	▼	6
Probates/Wills and Trusts	2013	-	-	-	-	-	1	-	-	-	-	-	1	1			2
Probates/Wills and Trusts - Level 2	2013	-	-	-	-	-	2	-	-	-	1	1	-	2			4
	2014	-	1	-	-	-	-	-	-	-	-	-	-	1	-50.0%	▼	1
Protective Orders	2014	-	-	-	-	-	-	1	-	-	-	-	-	1			1
Uncontested Divorce	2013	6	2	4	2	7	7	4	3	1	5	3	3	35			47
	2014	5	6	6	3	2	4	1	5	-	-	-	-	32	-8.6%	▼	32

Type of Court: Circuit

Locale/Circuit: Lancaster 15

Start/End Date: Jan-13 / Aug-14

Type of Case: Filings

AVG. Month: 58

2013 AVG Month: 60

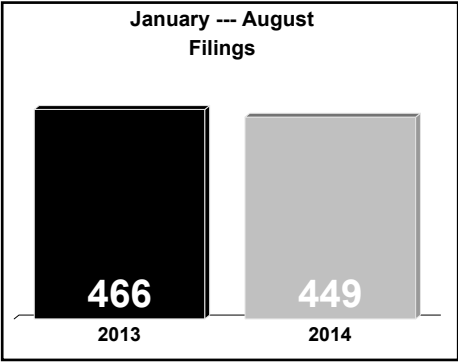
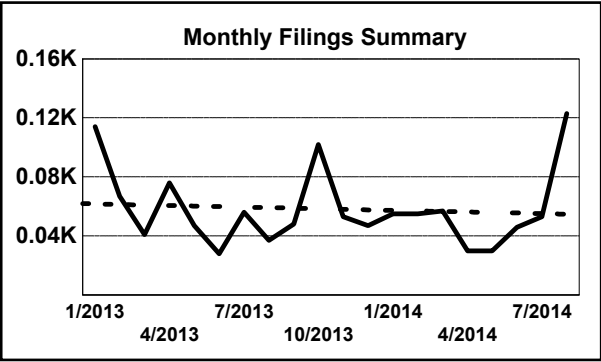
2014 AVG Month: 56

Jan-Aug 2013: 466

Jan-Aug 2014: 449

Filings Trending: Downward ▼

D  
a  
s  
h  
b  
o  
a  
r  
d



	Jan	Feb	Mar	Apr	May	Jun	Jul	Aug	Sep	Oct	Nov	Dec	Thru Aug	% Change	Trending	Total
2013	114	67	41	76	47	28	56	37	48	102	53	47	466			716
2014	55	55	57	30	30	46	53	123	-	-	-	-	449	-3.6%	▼	449

		Jan	Feb	Mar	Apr	May	Jun	Jul	Aug	Sep	Oct	Nov	Dec	Thru Aug	% Change	Trending	Total
Administrative Law	2013	-	-	-	-	-	-	-	-	1	-	-	-	0			1
Contested Divorce	2013	1	-	-	-	-	-	-	-	-	1	2	-	1	0.0%	↔	4
	2014	1	-	-	-	1	1	1	2	-	-	-	-	6	500.0%	▲	6
Domestic and Family - Level 1	2013	-	1	-	1	1	-	-	-	-	1	-	-	3			4
	2014	-	-	-	1	-	-	-	-	-	-	-	-	1	-66.7%	▼	1
Domestic and Family - Level 2	2013	-	-	-	-	-	-	1	1	2	-	1	-	2			5
	2014	-	-	2	-	-	-	-	-	-	-	-	-	2	0.0%	↔	2
General Civil - Level 1	2013	1	-	-	-	-	-	1	-	-	-	2	-	2			4
	2014	-	-	-	-	-	-	1	-	-	-	-	-	1	-50.0%	▼	1
General Civil - Level 2	2013	1	1	2	4	3	3	-	1	1	-	1	2	15			19
	2014	-	3	5	-	1	1	2	3	-	-	-	-	15	0.0%	↔	15
General Civil - Level 3	2013	1	2	1	1	1	1	2	-	3	-	5	5	9			22
	2014	-	-	-	1	2	-	-	1	-	-	-	-	4	-55.6%	▼	4
Miscellaneous	2013	37	30	19	22	18	15	17	17	16	28	29	25	175			273
	2014	23	22	21	16	17	14	12	13	-	-	-	-	138	-21.1%	▼	138
Misdemeanor	2013	6	6	-	6	5	3	6	6	9	18	3	4	38			72
	2014	5	-	1	4	-	3	5	11	-	-	-	-	29	-23.7%	▼	29
Non-Capital Felonies and Related Matters	2013	59	19	13	34	14	3	20	3	11	49	2	5	165			232
	2014	20	19	18	1	5	19	20	88	-	-	-	-	190	15.2%	▲	190
Other	2013	3	4	2	4	3	2	2	2	3	3	6	3	22			37
	2014	3	5	8	4	3	5	6	3	-	-	-	-	37	68.2%	▲	37
Other Criminally Related Matters	2013	3	3	2	1	1	1	5	5	1	1	2	2	21			27
	2014	1	2	2	2	-	-	2	1	-	-	-	-	10	-52.4%	▼	10
Probates/Wills and Trusts	2013	-	-	1	-	-	-	-	-	-	-	-	-	1			1
Probates/Wills and Trusts - Level 2	2013	-	-	-	-	-	-	-	1	-	-	-	-	1			1
	2014	-	1	-	-	-	-	2	-	-	-	-	-	3	200.0%	▲	3
Uncontested Divorce	2013	2	1	1	3	1	-	2	1	1	1	-	1	11			14
	2014	2	3	-	1	1	3	2	1	-	-	-	-	13	18.2%	▲	13



Type of Court: Circuit

Locale/Circuit: Northumberland 15

Start/End Date: Jan-13 / Aug-14

Type of Case: Filings

AVG. Month: 58

2013 AVG Month: 61

2014 AVG Month: 54

Jan-Aug 2013: 502

Jan-Aug 2014: 433

Filings Trending: Downward ▼

D

a

s

h

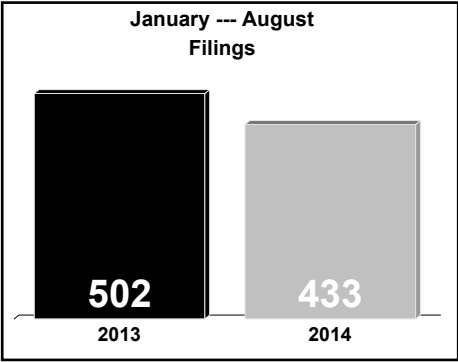
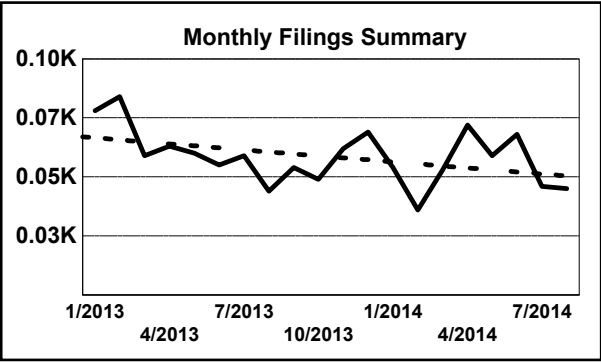
b

o

a

r

d



	Jan	Feb	Mar	Apr	May	Jun	Jul	Aug	Sep	Oct	Nov	Dec	Thru Aug	% Change	Trending	Total
2013	78	84	59	63	60	55	59	44	54	49	62	69	502			736
2014	54	36	53	72	59	68	46	45	-	-	-	-	433	-13.7%	▼	433

		Jan	Feb	Mar	Apr	May	Jun	Jul	Aug	Sep	Oct	Nov	Dec	Thru Aug	% Change	Trending	Total
Administrative Law	2013	-	-	-	-	-	-	-	1	-	-	-	-	1			1
Contested Divorce	2013	-	1	-	-	1	-	-	-	-	1	2	-	2			5
	2014	1	1	-	1	2	1	-	-	-	-	-	-	6	200.0%	▲	6
Domestic and Family - Level 1	2013	-	-	1	-	-	1	2	1	1	-	-	-	5			6
	2014	1	-	-	-	1	1	1	-	-	-	-	-	4	-20.0%	▼	4
Domestic and Family - Level 2	2013	-	-	-	-	-	1	-	-	-	-	-	1	1			2
	2014	1	-	1	1	1	-	-	-	-	-	-	-	4	300.0%	▲	4
General Civil - Level 2	2013	1	3	1	3	2	-	2	1	-	2	2	4	13			21
	2014	4	-	2	1	2	1	-	2	-	-	-	-	12	-7.7%	▼	12
General Civil - Level 3	2013	-	-	-	1	-	2	-	1	-	1	1	-	4			6
	2014	1	1	2	-	-	1	1	-	-	-	-	-	6	50.0%	▲	6
Miscellaneous	2013	43	56	37	11	20	23	26	21	21	11	35	37	237			341
	2014	23	26	31	34	20	27	20	17	-	-	-	-	198	-16.5%	▼	198
Misdemeanor	2013	6	3	3	4	8	4	10	2	2	1	7	3	40			53
	2014	6	-	3	7	2	7	2	14	-	-	-	-	41	2.5%	▲	41
Non-Capital Felonies and Related Matters	2013	21	17	13	40	20	21	17	14	24	23	6	18	163			234
	2014	13	1	11	20	27	22	14	5	-	-	-	-	113	-30.7%	▼	113
Other	2013	5	2	1	1	2	2	1	-	1	4	6	1	14			26
	2014	1	2	2	1	1	2	1	1	-	-	-	-	11	-21.4%	▼	11
Other Criminally Related Matters	2013	-	2	2	1	3	1	1	1	2	-	-	-	11			13
	2014	2	-	-	2	2	4	2	3	-	-	-	-	15	36.4%	▲	15
Probates/Wills and Trusts - Level 2	2013	-	-	-	-	-	-	-	1	-	-	1	-	1			2
	2014	-	-	-	-	-	-	-	1	-	-	-	-	1	0.0%	↔	1
Uncontested Divorce	2013	2	-	1	2	4	-	-	1	3	6	2	5	10			26
	2014	1	5	1	5	1	2	5	2	-	-	-	-	22	120.0%	▲	22

Type of Court: Circuit

Locale/Circuit: Richmond County 15

Start/End Date: Jan-13 / Aug-14

Type of Case: Filings

AVG. Month: 51

2013 AVG Month: 53

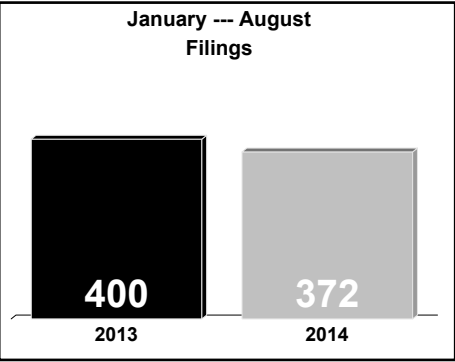
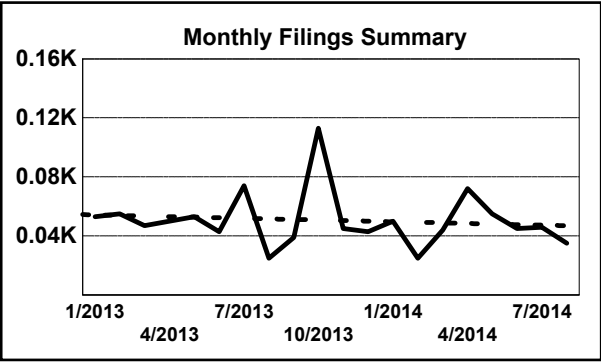
2014 AVG Month: 47

Jan-Aug 2013: 400

Jan-Aug 2014: 372

Filings Trending: Downward ▼

D  
a  
s  
h  
b  
o  
a  
r  
d



	Jan	Feb	Mar	Apr	May	Jun	Jul	Aug	Sep	Oct	Nov	Dec	Thru Aug	% Change	Trending	Total
2013	53	55	47	50	53	43	74	25	39	113	45	43	400			640
2014	50	25	44	72	55	45	46	35	-	-	-	-	372	-7.0%	▼	372

		Jan	Feb	Mar	Apr	May	Jun	Jul	Aug	Sep	Oct	Nov	Dec	Thru Aug	% Change	Trending	Total
Administrative Law	2014	-	-	-	-	1	-	-	-	-	-	-	-	1			1
Contested Divorce	2013	-	-	2	1	3	-	2	-	-	2	-	1	8			11
	2014	1	1	-	-	-	-	-	2	-	-	-	-	4	-50.0%	▼	4
Domestic and Family - Level 1	2013	-	-	-	2	4	-	-	-	-	5	-	-	6			11
	2014	-	-	-	1	2	-	-	-	-	-	-	-	3	-50.0%	▼	3
Domestic and Family - Level 2	2013	-	-	-	-	-	-	-	3	-	1	1	-	3			5
	2014	-	-	-	-	1	-	-	-	-	-	-	-	1	-66.7%	▼	1
General Civil - Level 1	2013	-	-	1	-	-	-	-	-	-	-	-	1	1			2
General Civil - Level 2	2013	1	3	1	-	3	-	4	-	4	-	1	1	12			18
	2014	3	2	2	2	-	1	1	2	-	-	-	-	13	8.3%	▲	13
General Civil - Level 3	2013	3	1	-	1	2	2	1	2	-	3	1	-	12			16
	2014	-	1	-	3	-	-	1	1	-	-	-	-	6	-50.0%	▼	6
Miscellaneous	2013	24	26	19	11	13	7	14	6	7	15	13	11	120			166
	2014	11	14	13	18	17	9	11	12	-	-	-	-	105	-12.5%	▼	105
Misdemeanor	2013	7	2	3	8	4	6	6	2	2	17	9	2	38			68
	2014	4	-	2	5	5	2	7	2	-	-	-	-	27	-28.9%	▼	27
Non-Capital Felonies and Related Matters	2013	5	4	1	12	4	10	24	-	12	48	12	3	60			135
	2014	15	3	5	19	16	14	4	12	-	-	-	-	88	46.7%	▲	88
Other	2013	13	17	18	13	18	18	21	11	14	19	6	22	129			190
	2014	15	4	22	21	9	19	16	2	-	-	-	-	108	-16.3%	▼	108
Other Criminally Related Matters	2013	-	1	-	-	2	-	-	1	-	2	1	2	4			9
	2014	-	-	-	2	4	-	5	-	-	-	-	-	11	175.0%	▲	11
Uncontested Divorce	2013	-	1	2	2	-	-	2	-	-	1	1	-	7			9
	2014	1	-	-	1	-	-	1	2	-	-	-	-	5	-28.6%	▼	5

Type of Court: Circuit

Locale/Circuit: Spotsylvania 15

Start/End Date: Jan-13 / Aug-14

Type of Case: Filings

AVG. Month: 514

2013 AVG Month: 528

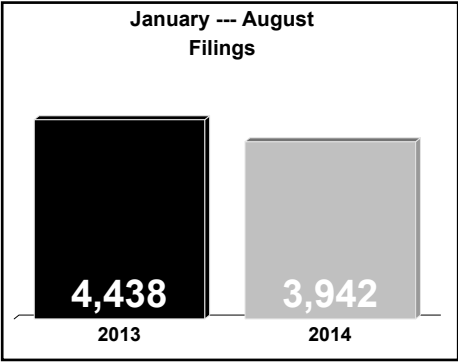
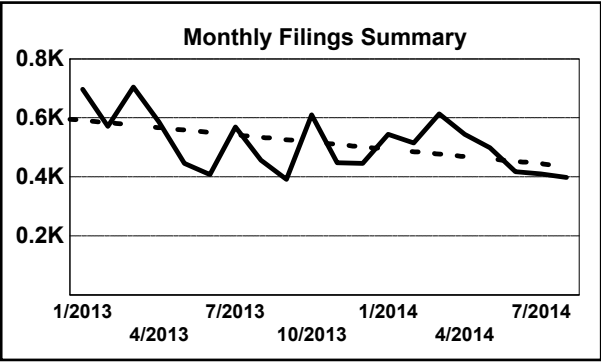
2014 AVG Month: 493

Jan-Aug 2013: 4,438

Jan-Aug 2014: 3,942

Filings Trending: Downward ▼

D  
a  
s  
h  
b  
o  
a  
r  
d



	Jan	Feb	Mar	Apr	May	Jun	Jul	Aug	Sep	Oct	Nov	Dec	Thru Aug	% Change	Trending	Total
2013	697	571	704	586	446	408	569	457	392	610	448	446	4,438			6,334
2014	544	515	614	544	499	418	410	398	-	-	-	-	3,942	-11.2%	▼	3,942

		Jan	Feb	Mar	Apr	May	Jun	Jul	Aug	Sep	Oct	Nov	Dec	Thru Aug	% Change	Trending	Total
Administrative Law	2013	-	-	1	-	3	1	1	1	-	-	-	-	7			7
Contested Divorce	2013	11	3	14	12	4	6	10	11	8	6	12	3	71			100
	2014	16	8	10	9	7	12	13	10	-	-	-	-	85	19.7%	▲	85
Domestic and Family - Level 1	2013	29	14	15	7	12	21	33	33	6	29	5	5	164			209
	2014	16	10	31	28	23	12	17	22	-	-	-	-	159	-3.0%	▼	159
Domestic and Family - Level 2	2013	5	2	6	2	3	6	3	7	3	5	1	4	34			47
	2014	5	5	3	3	15	11	4	9	-	-	-	-	55	61.8%	▲	55
General Civil - Level 1	2013	2	1	-	-	-	-	-	-	-	-	-	1	3			4
	2014	-	-	-	-	3	-	-	2	-	-	-	-	5	66.7%	▲	5
General Civil - Level 2	2013	16	15	17	21	22	23	19	15	9	18	39	21	148			235
	2014	28	16	23	25	20	18	29	17	-	-	-	-	176	18.9%	▲	176
General Civil - Level 3	2013	3	4	6	7	4	11	5	4	7	11	9	5	44			76
	2014	6	12	10	6	12	10	5	10	-	-	-	-	71	61.4%	▲	71
Miscellaneous	2013	440	356	381	268	182	152	219	182	208	245	230	208	2,180			3,071
	2014	254	242	300	211	199	134	163	188	-	-	-	-	1,691	-22.4%	▼	1,691
Misdemeanor	2013	34	30	26	30	42	26	39	30	22	42	42	27	257			390
	2014	26	42	35	40	38	43	30	21	-	-	-	-	275	7.0%	▲	275
Non-Capital Felonies and Related Matters	2013	108	92	181	184	112	102	180	118	85	202	72	124	1,077			1,560
	2014	132	136	153	148	119	132	86	72	-	-	-	-	978	-9.2%	▼	978
Other	2013	20	24	20	24	32	31	25	22	17	19	13	16	198			263
	2014	20	24	19	29	27	20	19	16	-	-	-	-	174	-12.1%	▼	174
Other Criminally Related Matters	2013	5	7	6	4	3	5	8	2	4	8	9	4	40			65
	2014	4	3	1	6	11	7	12	6	-	-	-	-	50	25.0%	▲	50
Probates/Wills and Trusts - Level 1	2013	-	-	-	-	-	-	-	-	-	-	-	1	0			1
	2014	1	1	-	2	-	-	-	-	-	-	-	-	4	0.0%	↔	4
Probates/Wills and Trusts - Level 2	2013	3	3	2	2	2	9	4	8	2	7	4	4	33			50
	2014	4	1	3	8	5	4	7	4	-	-	-	-	36	9.1%	▲	36
Uncontested Divorce	2013	21	20	29	25	25	15	23	24	21	18	12	23	182			256
	2014	32	15	26	29	20	15	25	21	-	-	-	-	183	0.5%	▲	183

Type of Court: Circuit

Locale/Circuit: Stafford 15

Start/End Date: Jan-13 / Aug-14

Type of Case: Filings

AVG. Month: 744

2013 AVG Month: 785

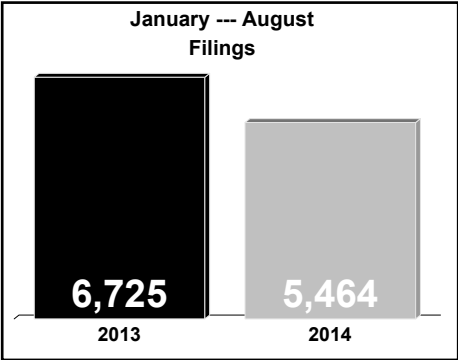
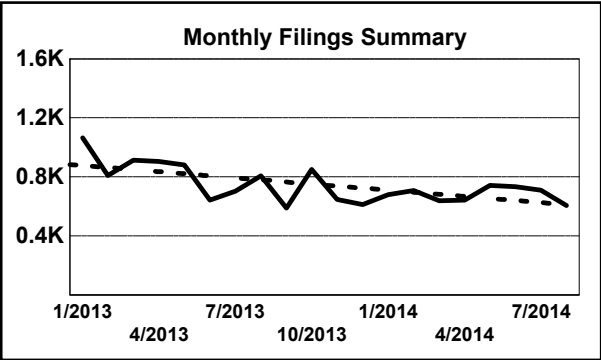
2014 AVG Month: 683

Jan-Aug 2013: 6,725

Jan-Aug 2014: 5,464

Filings Trending: Downward ▼

D  
a  
s  
h  
b  
o  
a  
r  
d



	Jan	Feb	Mar	Apr	May	Jun	Jul	Aug	Sep	Oct	Nov	Dec	Thru Aug	% Change	Trending	Total
2013	1,064	809	913	904	882	642	703	808	588	850	648	613	6,725			9,424
2014	680	708	638	644	743	733	711	607	-	-	-	-	5,464	-18.8%	▼	5,464

		Jan	Feb	Mar	Apr	May	Jun	Jul	Aug	Sep	Oct	Nov	Dec	Thru Aug	% Change	Trending	Total
Administrative Law	2013	-	-	2	-	1	1	4	2	-	3	-	2	10			15
	2014	-	-	1	4	3	2	-	5	-	-	-	-	15	50.0%	▲	15
Contested Divorce	2013	14	6	12	8	8	15	9	13	7	10	8	11	85			121
	2014	8	10	15	12	10	11	24	18	-	-	-	-	108	27.1%	▲	108
Domestic and Family - Level 1	2013	8	5	14	2	20	8	9	13	7	4	7	20	79			117
	2014	3	3	10	7	3	8	3	4	-	-	-	-	41	-48.1%	▼	41
Domestic and Family - Level 2	2013	4	2	3	5	9	9	7	5	7	3	2	9	44			65
	2014	6	3	4	3	4	4	8	4	-	-	-	-	36	-18.2%	▼	36
General Civil - Level 1	2013	-	2	1	1	2	-	2	2	-	1	1	-	10			12
	2014	1	-	-	2	-	-	1	-	-	-	-	-	4	-60.0%	▼	4
General Civil - Level 2	2013	13	21	24	12	26	9	24	16	19	25	36	26	145			251
	2014	25	14	20	18	15	17	15	17	-	-	-	-	141	-2.8%	▼	141
General Civil - Level 3	2013	10	6	11	9	9	11	9	13	5	15	8	7	78			113
	2014	6	18	6	8	11	6	4	12	-	-	-	-	71	-9.0%	▼	71
Miscellaneous	2013	469	406	377	281	225	203	241	216	210	268	239	200	2,418			3,335
	2014	248	231	238	204	233	179	217	216	-	-	-	-	1,766	-27.0%	▼	1,766
Misdemeanor	2013	127	96	96	118	150	83	79	132	63	118	97	70	881			1,229
	2014	109	80	80	113	80	67	85	52	-	-	-	-	666	-24.4%	▼	666
Non-Capital Felonies and Related Matters	2013	366	233	339	407	391	260	263	362	226	362	213	235	2,621			3,657
	2014	236	309	228	225	346	375	302	218	-	-	-	-	2,239	-14.6%	▼	2,239
Other	2013	3	1	1	2	7	2	2	-	-	1	-	-	18			19
	2014	1	-	-	-	-	6	3	2	-	-	-	-	12	-33.3%	▼	12
Other Criminally Related Matters	2013	8	2	7	13	8	12	17	7	14	12	17	11	74			128
	2014	11	15	12	14	11	22	12	11	-	-	-	-	108	45.9%	▲	108
Probates/Wills and Trusts - Level 1	2013	-	-	-	1	-	-	-	-	-	-	-	-	1			1
	2014	-	-	-	-	1	-	-	-	-	-	-	-	1	0.0%	↔	1
Probates/Wills and Trusts - Level 2	2013	5	3	1	7	4	4	2	-	1	1	2	1	26			31
	2014	3	2	1	2	3	3	2	3	-	-	-	-	19	-26.9%	▼	19
Uncontested Divorce	2013	37	26	25	38	22	25	35	27	29	27	18	21	235			330
	2014	23	23	23	32	23	33	35	45	-	-	-	-	237	0.9%	▲	237

Type of Court: Circuit

Locale/Circuit: Westmoreland 15

Start/End Date: Jan-13 / Aug-14

Type of Case: Filings

AVG. Month: 82

2013 AVG Month: 88

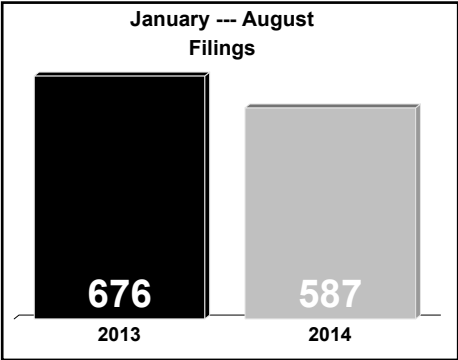
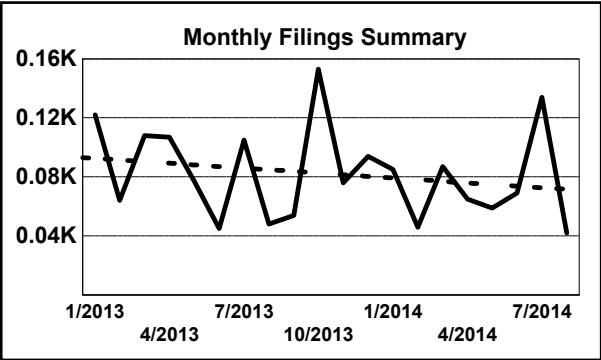
2014 AVG Month: 73

Jan-Aug 2013: 676

Jan-Aug 2014: 587

Filings Trending: Downward ▼

D  
a  
s  
h  
b  
o  
a  
r  
d

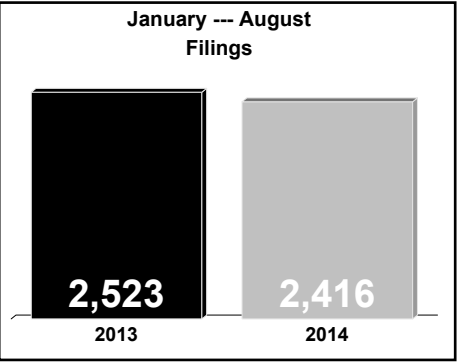
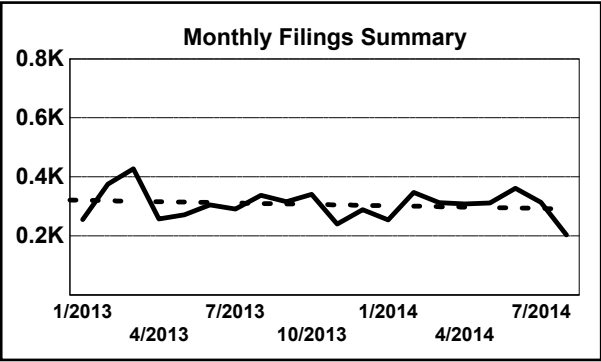


	Jan	Feb	Mar	Apr	May	Jun	Jul	Aug	Sep	Oct	Nov	Dec	Thru Aug	% Change	Trending	Total
2013	122	64	108	107	77	45	105	48	54	153	76	94	676			1,053
2014	85	46	87	65	59	69	134	42	-	-	-	-	587	-13.2%	▼	587

		Jan	Feb	Mar	Apr	May	Jun	Jul	Aug	Sep	Oct	Nov	Dec	Thru Aug	% Change	Trending	Total
Contested Divorce	2013	1	-	4	-	-	-	3	-	1	-	-	-	8			9
	2014	2	-	-	1	1	-	-	1	-	-	-	-	5	-37.5%	▼	5
Domestic and Family - Level 1	2013	-	1	-	-	-	-	2	2	-	-	1	-	5			6
	2014	-	-	-	-	1	-	-	-	-	-	-	-	1	-80.0%	▼	1
Domestic and Family - Level 2	2013	-	-	1	2	-	-	-	1	-	1	-	-	4			5
	2014	1	1	2	1	-	-	2	-	-	-	-	-	7	75.0%	▲	7
General Civil - Level 1	2013	-	-	-	-	-	-	-	1	-	-	-	-	1			1
	2014	3	-	2	1	5	1	4	2	-	2	1	4	18			25
General Civil - Level 2	2013	3	-	2	1	5	1	4	2	-	2	1	4	18			25
	2014	2	3	1	1	-	1	1	2	-	-	-	-	11	-38.9%	▼	11
General Civil - Level 3	2013	2	2	1	-	1	2	1	-	2	1	10	2	9			24
	2014	2	-	-	3	3	3	3	2	-	-	-	-	16	77.8%	▲	16
Miscellaneous	2013	53	51	37	35	19	17	10	22	18	18	31	13	244			324
	2014	32	23	37	30	23	23	20	18	-	-	-	-	206	-15.6%	▼	206
Misdemeanor	2013	15	2	5	14	10	5	7	10	10	7	12	13	68			110
	2014	9	10	4	8	3	12	32	9	-	-	-	-	87	27.9%	▲	87
Non-Capital Felonies and Related Matters	2013	41	8	48	48	18	6	75	3	18	114	9	56	247			444
	2014	28	9	35	19	22	24	68	8	-	-	-	-	213	-13.8%	▼	213
Other	2013	2	-	-	-	1	1	-	-	4	-	1	2	4			11
	2014	-	-	-	-	1	1	1	-	-	-	-	-	3	-25.0%	▼	3
Other Criminally Related Matters	2013	4	-	7	6	22	11	3	6	-	7	10	3	59			79
	2014	9	-	5	-	2	1	7	-	-	-	-	-	24	-59.3%	▼	24
Probates/Wills and Trusts	2013	-	-	-	-	-	1	-	-	-	-	-	-	1			1
Probates/Wills and Trusts - Level 2	2013	-	-	-	-	-	-	-	-	-	1	1	-	0			2
	2014	-	-	1	1	-	-	-	1	-	-	-	-	3	0.0%	↔	3
Uncontested Divorce	2013	1	-	3	1	1	1	-	1	1	2	-	1	8			12
	2014	-	-	2	1	3	4	-	1	-	-	-	-	11	37.5%	▲	11

Type of Court: Circuit  
Locale/Circuit: Fredericksburg 15  
Start/End Date: Jan-13 / Aug-14  
Type of Case: Filings  
AVG. Month: 306  
2013 AVG Month: 309  
2014 AVG Month: 302  
Jan-Aug 2013: 2,523  
Jan-Aug 2014: 2,416  
Filings Trending: Downward ▼

D  
a  
s  
h  
b  
o  
a  
r  
d



	Jan	Feb	Mar	Apr	May	Jun	Jul	Aug	Sep	Oct	Nov	Dec	Thru Aug	% Change	Trending	Total
2013	256	376	427	258	272	305	291	338	316	341	240	289	2,523			3,709
2014	254	348	313	309	312	362	314	204	-	-	-	-	2,416	-4.2%	▼	2,416

		Jan	Feb	Mar	Apr	May	Jun	Jul	Aug	Sep	Oct	Nov	Dec	Thru Aug	% Change	Trending	Total
Administrative Law	2013	-	1	2	2	-	-	-	3	-	-	-	1	8			9
	2014	-	1	-	-	2	-	-	-	-	-	-	-	3	-62.5%	▼	3
Contested Divorce	2013	9	11	8	13	16	6	14	12	13	12	9	4	89			127
	2014	8	10	12	13	9	14	-	1	-	-	-	-	67	-24.7%	▼	67
Domestic and Family - Level 1	2013	-	-	1	8	5	4	2	7	11	19	2	3	27			62
	2014	6	9	1	2	1	4	3	-	-	-	-	-	26	-3.7%	▼	26
Domestic and Family - Level 2	2013	2	3	1	4	1	3	2	1	-	12	6	1	17			36
	2014	-	1	1	9	6	6	1	2	-	-	-	-	26	52.9%	▲	26
General Civil - Level 1	2013	-	2	2	2	-	-	-	1	-	-	-	-	7			7
	2014	4	-	1	3	1	2	2	1	-	-	-	-	14	100.0%	▲	14
General Civil - Level 2	2013	14	9	10	15	16	12	6	10	8	7	8	10	92			125
	2014	6	6	12	7	9	8	-	4	-	-	-	-	52	-43.5%	▼	52
General Civil - Level 3	2013	3	6	5	5	1	2	5	8	5	5	2	4	35			51
	2014	-	3	2	2	7	5	2	3	-	-	-	-	24	-31.4%	▼	24
Miscellaneous	2013	66	52	52	37	29	38	36	45	28	41	34	32	355			490
	2014	43	35	39	42	32	22	34	26	-	-	-	-	273	-23.1%	▼	273
Misdemeanor	2013	28	73	61	28	41	45	50	57	48	44	28	33	383			536
	2014	56	63	44	46	37	49	54	37	-	-	-	-	386	0.8%	▲	386
Non-Capital Felonies and Related Matters	2013	116	177	251	116	134	160	132	165	176	168	113	175	1,251			1,883
	2014	99	176	163	147	177	204	198	114	-	-	-	-	1,278	2.2%	▲	1,278
Other	2013	1	2	-	-	-	1	1	2	3	3	-	-	7			13
	2014	2	1	-	2	8	4	4	3	-	-	-	-	24	242.9%	▲	24
Other Criminally Related Matters	2013	1	6	3	5	7	7	10	4	3	4	2	5	43			57
	2014	3	11	3	7	2	25	10	8	-	-	-	-	69	60.5%	▲	69
Probates/Wills and Trusts - Level 2	2013	-	1	-	-	1	-	-	1	1	1	-	1	3			6
	2014	1	1	1	-	-	1	3	-	-	-	-	-	7	133.3%	▲	7
Protective Orders	2014	-	-	-	-	-	-	-	1	-	-	-	-	1			1
Uncontested Divorce	2013	16	33	31	23	21	27	33	22	20	25	36	20	206			307
	2014	26	31	34	29	21	18	3	4	-	-	-	-	166	-19.4%	▼	166

Type of Court: Circuit

Locale/Circuit: Albemarle 16

Start/End Date: Jan-13 / Aug-14

Type of Case: Filings

AVG. Month: 328

2013 AVG Month: 321

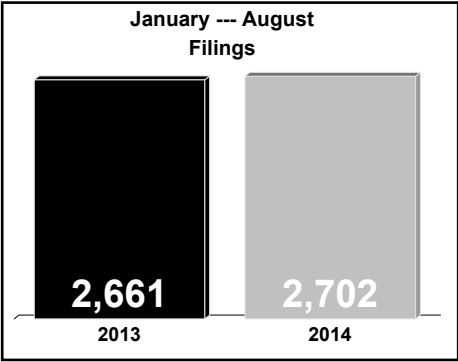
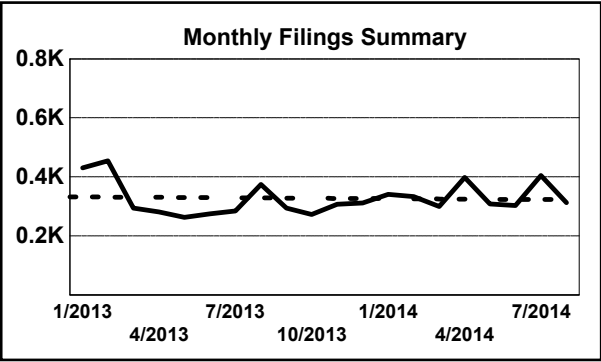
2014 AVG Month: 338

Jan-Aug 2013: 2,661

Jan-Aug 2014: 2,702

Filings Trending: Steady ↔

D  
a  
s  
h  
b  
o  
a  
r  
d



	Jan	Feb	Mar	Apr	May	Jun	Jul	Aug	Sep	Oct	Nov	Dec	Thru Aug	% Change	Trending	Total
2013	431	455	295	282	263	275	285	375	295	273	308	312	2,661			3,849
2014	341	333	300	398	309	303	405	313	-	-	-	-	2,702	1.5%	▲	2,702

		Jan	Feb	Mar	Apr	May	Jun	Jul	Aug	Sep	Oct	Nov	Dec	Thru Aug	% Change	Trending	Total
Administrative Law	2013	1	-	1	-	-	-	-	-	-	-	-	-	2			2
	2014	-	-	-	-	-	-	-	1	-	-	-	-	1	-50.0%	▼	1
Capital Murder	2014	-	-	-	1	-	-	-	-	-	-	-	-	1			1
Contested Divorce	2013	4	10	2	4	8	5	9	9	5	8	2	4	51			70
	2014	5	7	11	5	7	8	5	8	-	-	-	-	56	9.8%	▲	56
Domestic and Family - Level 1	2013	5	2	-	2	4	1	11	5	3	4	2	-	30			39
	2014	3	5	3	2	1	-	8	11	-	-	-	-	33	10.0%	▲	33
Domestic and Family - Level 2	2013	3	4	-	4	1	3	1	4	3	1	1	2	20			27
	2014	2	4	4	2	-	4	2	4	-	-	-	-	22	10.0%	▲	22
General Civil - Level 1	2013	3	3	1	-	3	5	-	2	2	1	1	2	17			23
	2014	-	-	-	1	4	2	4	1	-	-	-	-	12	-29.4%	▼	12
General Civil - Level 2	2013	56	29	40	21	30	28	12	47	53	28	46	33	263			423
	2014	26	38	24	39	44	40	75	54	-	-	-	-	340	29.3%	▲	340
General Civil - Level 3	2013	2	4	4	3	2	7	4	3	6	8	8	5	29			56
	2014	18	15	6	3	5	15	7	3	-	-	-	-	72	148.3%	▲	72
Miscellaneous	2013	234	224	131	144	119	133	144	136	116	124	130	133	1,265			1,768
	2014	173	150	161	177	114	85	171	136	-	-	-	-	1,167	-7.7%	▼	1,167
Misdemeanor	2013	16	24	15	16	17	22	12	16	19	30	14	16	138			217
	2014	13	31	14	18	12	10	17	21	-	-	-	-	136	-1.4%	▼	136
Non-Capital Felonies and Related Matters	2013	69	121	70	52	57	38	65	129	59	52	78	99	601			889
	2014	86	53	50	118	101	93	68	51	-	-	-	-	620	3.2%	▲	620
Other	2013	9	17	8	8	4	9	9	3	8	3	1	4	67			83
	2014	2	2	3	8	4	23	22	6	-	-	-	-	70	4.5%	▲	70
Other Criminally Related Matters	2013	11	-	2	2	-	1	2	1	2	2	7	4	19			34
	2014	1	-	5	4	4	4	4	-	-	-	-	-	22	15.8%	▲	22
Probates/Wills and Trusts - Level 1	2013	-	-	-	-	-	-	-	1	-	1	-	-	1			2
	2014	1	-	-	-	-	-	-	-	-	-	-	-	1	0.0%	↔	1
Probates/Wills and Trusts - Level 2	2013	-	-	1	-	-	3	1	-	1	-	-	-	5			6
	2014	1	3	-	3	1	2	3	2	-	-	-	-	15	200.0%	▲	15
Protective Orders	2013	-	-	-	-	-	-	-	1	1	1	1	2	1			6
	2014	2	2	1	1	1	-	-	-	-	-	-	-	7	600.0%	▲	7
Uncontested Divorce	2013	18	17	20	26	18	20	15	18	17	10	17	8	152			204
	2014	8	23	18	16	11	17	19	15	-	-	-	-	127	-16.4%	▼	127

Type of Court: Circuit

Locale/Circuit: Culpeper 16

Start/End Date: Jan-13 / Aug-14

Type of Case: Filings

AVG. Month: 202

2013 AVG Month: 205

2014 AVG Month: 199

Jan-Aug 2013: 1,675

Jan-Aug 2014: 1,593

Filings Trending: Downward ▼

D

a

s

h

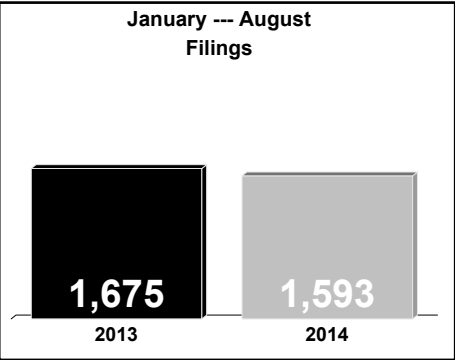
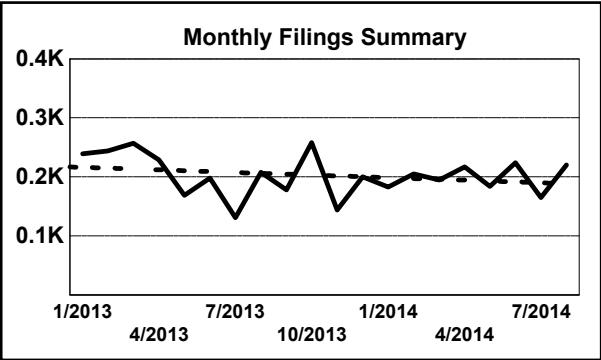
b

o

a

r

d



	Jan	Feb	Mar	Apr	May	Jun	Jul	Aug	Sep	Oct	Nov	Dec	Thru Aug	% Change	Trending	Total
2013	239	244	257	229	169	198	131	208	178	258	144	200	1,675			2,455
2014	183	205	195	217	184	224	165	220	-	-	-	-	1,593	-4.9%	▼	1,593

		Jan	Feb	Mar	Apr	May	Jun	Jul	Aug	Sep	Oct	Nov	Dec	Thru Aug	% Change	Trending	Total
Administrative Law	2013	1	-	1	1	-	-	-	-	-	-	-	-	3			3
	2014	-	1	-	-	-	-	-	-	-	-	-	-	1	-66.7%	▼	1
Contested Divorce	2013	2	8	4	10	1	2	4	4	2	4	2	1	35			44
	2014	8	4	1	5	5	5	6	4	-	-	-	-	38	8.6%	▲	38
Domestic and Family - Level 1	2013	3	1	4	4	1	8	1	1	10	3	9	2	23			47
	2014	4	3	3	7	2	-	1	5	-	-	-	-	25	8.7%	▲	25
Domestic and Family - Level 2	2013	1	1	2	4	3	1	2	1	3	3	1	3	15			25
	2014	-	1	6	5	4	5	2	2	-	-	-	-	25	66.7%	▲	25
General Civil - Level 1	2013	1	-	-	1	-	2	-	-	-	-	-	1	4			5
	2014	-	-	-	1	1	-	-	-	-	-	-	-	2	-50.0%	▼	2
General Civil - Level 2	2013	8	6	7	7	7	5	4	5	7	7	8	8	49			79
	2014	4	2	8	4	6	3	7	9	-	-	-	-	43	-12.2%	▼	43
General Civil - Level 3	2013	9	1	2	7	7	7	12	7	10	6	3	3	52			74
	2014	16	6	10	7	4	7	3	11	-	-	-	-	64	23.1%	▲	64
Miscellaneous	2013	163	120	121	96	79	76	58	72	74	75	71	76	785			1,081
	2014	82	90	96	96	67	76	66	82	-	-	-	-	655	-16.6%	▼	655
Misdemeanor	2013	6	17	10	20	12	17	6	29	23	26	9	21	117			196
	2014	15	20	16	25	12	17	17	25	-	-	-	-	147	25.6%	▲	147
Non-Capital Felonies and Related Matters	2013	30	74	91	53	40	68	22	69	30	119	26	77	447			699
	2014	41	57	37	53	63	95	46	56	-	-	-	-	448	0.2%	▲	448
Other	2013	3	2	4	6	7	3	4	5	2	5	4	1	34			46
	2014	3	3	1	5	5	4	7	6	-	-	-	-	34	0.0%	↔	34
Other Criminally Related Matters	2013	4	1	1	4	2	-	5	2	3	2	-	2	19			26
	2014	-	4	1	1	-	-	2	7	-	-	-	-	15	-21.1%	▼	15
Probates/Wills and Trusts - Level 1	2013	1	-	-	1	-	-	2	-	1	-	-	-	4			5
	2014	-	-	1	-	-	1	-	-	-	-	-	-	2	-50.0%	▼	2
Probates/Wills and Trusts - Level 2	2013	1	1	2	1	-	1	1	4	2	-	2	1	11			16
	2014	-	-	4	2	2	2	1	-	-	-	-	-	11	0.0%	↔	11
Uncontested Divorce	2013	6	12	8	14	10	8	10	9	11	8	9	4	77			109
	2014	10	14	11	6	13	9	7	13	-	-	-	-	83	7.8%	▲	83



Type of Court: Circuit

Locale/Circuit: Fluvanna 16

Start/End Date: Jan-13 / Aug-14

Type of Case: Filings

AVG. Month: 100

2013 AVG Month: 97

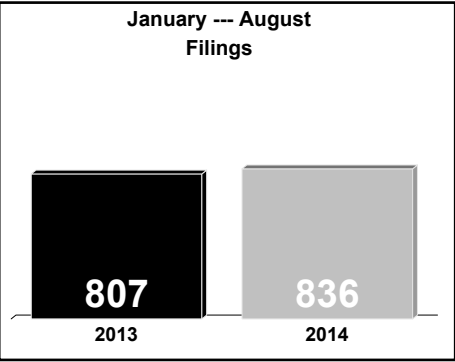
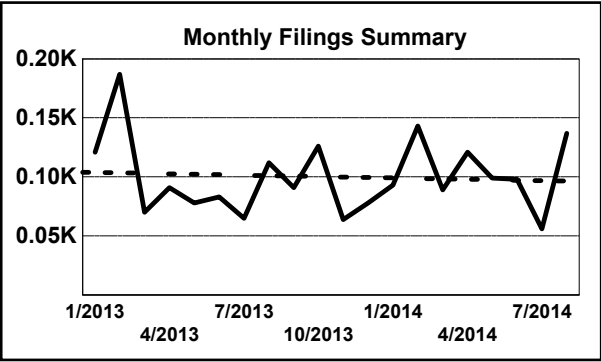
2014 AVG Month: 105

Jan-Aug 2013: 807

Jan-Aug 2014: 836

Filings Trending: Upward ▲

D  
a  
s  
h  
b  
o  
a  
r  
d



	Jan	Feb	Mar	Apr	May	Jun	Jul	Aug	Sep	Oct	Nov	Dec	Thru Aug	% Change	Trending	Total
2013	121	187	70	91	78	83	65	112	91	126	64	78	807			1,166
2014	93	143	89	121	99	98	56	137	-	-	-	-	836	3.6%	▲	836

		Jan	Feb	Mar	Apr	May	Jun	Jul	Aug	Sep	Oct	Nov	Dec	Thru Aug	% Change	Trending	Total
Administrative Law	2013	-	-	-	-	-	-	-	-	1	-	-	1	0			2
Contested Divorce	2013	3	1	1	2	1	-	-	2	3	-	4	1	10	0.0%	↔	18
	2014	1	3	-	-	4	-	-	3	-	-	-	-	11	10.0%	▲	11
Domestic and Family - Level 1	2013	-	2	-	1	-	3	-	1	1	-	-	2	7			10
	2014	4	1	1	-	4	6	-	14	-	-	-	-	30	328.6%	▲	30
Domestic and Family - Level 2	2013	4	3	-	3	1	-	-	2	4	1	1	-	13			19
	2014	2	1	1	1	13	2	-	3	-	-	-	-	23	76.9%	▲	23
General Civil - Level 1	2013	-	-	-	-	-	-	1	-	-	-	-	-	1			1
General Civil - Level 2	2013	2	5	2	1	-	2	2	7	1	4	-	2	21			28
	2014	7	4	2	5	5	3	4	4	-	-	-	-	34	61.9%	▲	34
General Civil - Level 3	2013	1	-	-	2	5	1	2	1	5	-	1	-	12			18
	2014	1	3	6	1	-	2	-	-	-	-	-	-	13	8.3%	▲	13
Miscellaneous	2013	95	79	50	53	49	32	50	52	50	41	48	21	460			620
	2014	52	44	53	50	38	39	23	46	-	-	-	-	345	-25.0%	▼	345
Misdemeanor	2013	4	15	-	12	4	7	-	10	6	16	1	7	52			82
	2014	7	22	12	19	11	7	8	14	-	-	-	-	100	92.3%	▲	100
Non-Capital Felonies and Related Matters	2013	6	81	8	11	10	29	6	27	15	46	6	37	178			282
	2014	11	57	11	34	13	19	10	46	-	-	-	-	201	12.9%	▲	201
Other	2013	-	-	1	1	-	1	-	1	-	-	-	-	4			4
	2014	-	-	-	-	2	2	5	2	-	-	-	-	11	175.0%	▲	11
Other Criminally Related Matters	2013	1	-	-	4	5	4	-	1	-	11	-	3	15			29
	2014	5	3	-	6	6	7	2	4	-	-	-	-	33	120.0%	▲	33
Probates/Wills and Trusts - Level 2	2013	-	-	-	-	-	-	-	2	-	1	1	-	2			4
	2014	1	-	-	1	-	1	-	-	-	-	-	-	3	50.0%	▲	3
Protective Orders	2013	1	-	-	-	-	-	-	-	-	-	-	-	1			1
Uncontested Divorce	2013	4	1	8	1	3	4	4	6	5	6	2	4	31			48
	2014	2	5	3	4	3	10	4	1	-	-	-	-	32	3.2%	▲	32

Type of Court: Circuit

Locale/Circuit: Goochland 16

Start/End Date: Jan-13 / Aug-14

Type of Case: Filings

AVG. Month: 88

2013 AVG Month: 95

2014 AVG Month: 77

Jan-Aug 2013: 811

Jan-Aug 2014: 618

Filings Trending: Downward ▼

D

a

s

h

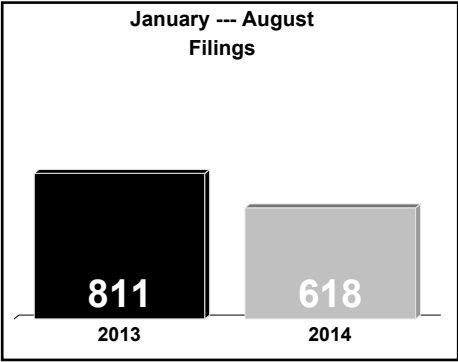
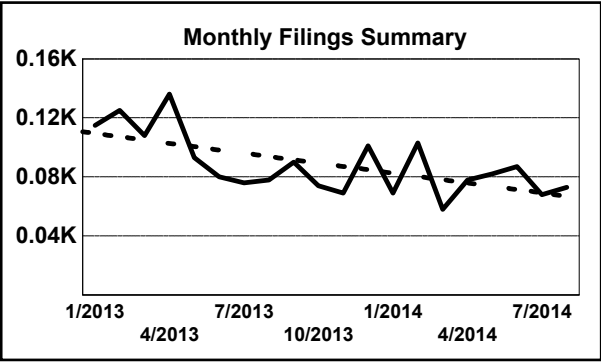
b

o

a

r

d



	Jan	Feb	Mar	Apr	May	Jun	Jul	Aug	Sep	Oct	Nov	Dec	Thru Aug	% Change	Trending	Total
2013	115	125	108	136	93	80	76	78	90	74	69	101	811			1,145
2014	69	103	58	78	82	87	68	73	-	-	-	-	618	-23.8%	▼	618

		Jan	Feb	Mar	Apr	May	Jun	Jul	Aug	Sep	Oct	Nov	Dec	Thru Aug	% Change	Trending	Total
Administrative Law	2013	-	-	-	-	-	-	2	-	1	-	-	-	2			3
Contested Divorce	2013	1	2	1	2	2	1	1	1	3	-	-	-	11			14
	2014	1	2	-	1	3	-	3	2	-	-	-	-	12	9.1%	▲	12
Domestic and Family - Level 1	2013	1	1	6	1	-	2	3	3	-	1	4	1	17			23
	2014	2	-	1	-	-	-	2	-	-	-	-	-	5	-70.6%	▼	5
Domestic and Family - Level 2	2013	1	3	2	-	-	1	-	-	-	1	-	2	7			10
	2014	1	2	1	-	2	-	-	-	-	-	-	-	6	-14.3%	▼	6
General Civil - Level 1	2013	1	-	-	-	-	1	-	-	-	-	1	-	2			3
General Civil - Level 2	2013	5	5	1	2	4	2	2	2	6	2	3	2	23			36
	2014	2	-	2	5	5	2	6	2	-	-	-	-	24	4.3%	▲	24
General Civil - Level 3	2013	1	3	5	1	-	-	-	4	1	1	-	-	14			16
	2014	2	1	1	1	1	3	1	1	-	-	-	-	11	-21.4%	▼	11
Miscellaneous	2013	85	84	63	48	59	32	38	36	55	35	48	51	445			634
	2014	50	40	35	41	44	34	28	26	-	-	-	-	298	-33.0%	▼	298
Misdemeanor	2013	9	7	15	13	10	14	15	6	12	15	7	24	89			147
	2014	3	16	9	8	16	17	12	16	-	-	-	-	97	9.0%	▲	97
Non-Capital Felonies and Related Matters	2013	4	15	4	61	5	21	6	17	-	10	4	13	133			160
	2014	1	32	1	18	7	20	7	18	-	-	-	-	104	-21.8%	▼	104
Other	2013	1	2	2	3	3	1	1	2	1	2	1	-	15			19
	2014	3	1	3	-	1	3	4	1	-	-	-	-	16	6.7%	▲	16
Other Criminally Related Matters	2013	4	-	3	2	7	4	2	1	4	1	1	2	23			31
	2014	-	4	1	-	1	6	3	3	-	-	-	-	18	-21.7%	▼	18
Probates/Wills and Trusts - Level 1	2013	-	-	-	-	-	-	-	-	1	-	-	-	0			1
	2014	-	-	-	-	-	-	1	-	-	-	-	-	1	0.0%	↔	1
Probates/Wills and Trusts - Level 2	2013	-	-	1	-	-	-	1	-	2	1	-	-	2			5
	2014	-	-	-	-	-	1	1	1	-	-	-	-	3	50.0%	▲	3
Uncontested Divorce	2013	2	3	5	3	3	1	5	6	4	5	-	6	28			43
	2014	4	5	4	4	2	1	-	3	-	-	-	-	23	-17.9%	▼	23

Type of Court: Circuit

Locale/Circuit: Greene 16

Start/End Date: Jan-13 / Aug-14

Type of Case: Filings

AVG. Month: 94

2013 AVG Month: 95

2014 AVG Month: 93

Jan-Aug 2013: 802

Jan-Aug 2014: 740

Filings Trending: Downward ▼

D

a

s

h

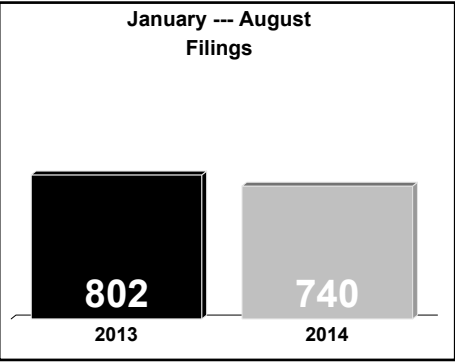
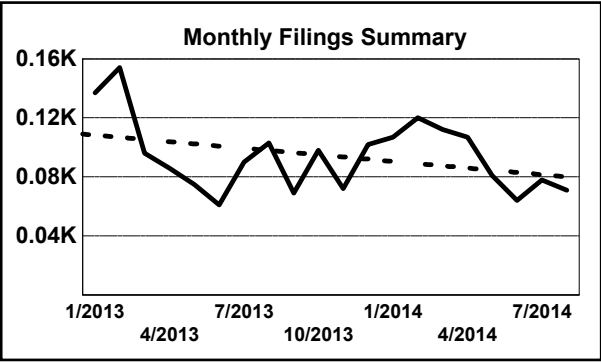
b

o

a

r

d

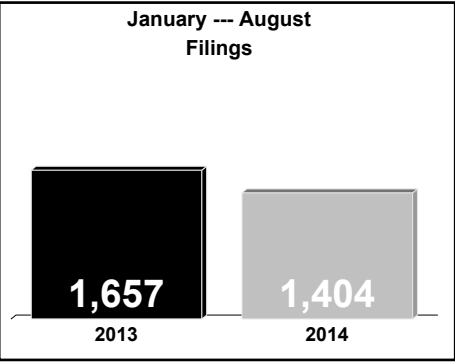
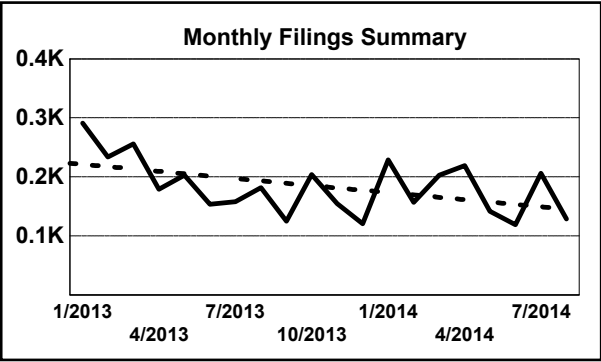


	Jan	Feb	Mar	Apr	May	Jun	Jul	Aug	Sep	Oct	Nov	Dec	Thru Aug	% Change	Trending	Total
2013	137	154	96	86	75	61	90	103	69	98	72	102	802			1,143
2014	107	120	112	107	81	64	78	71	-	-	-	-	740	-7.7%	▼	740

		Jan	Feb	Mar	Apr	May	Jun	Jul	Aug	Sep	Oct	Nov	Dec	Thru Aug	% Change	Trending	Total
Contested Divorce	2013	4	1	3	-	1	-	2	1	3	1	-	2	12			18
	2014	2	-	-	4	-	1	5	-	-	-	-	-	12	0.0%	↔	12
Domestic and Family - Level 1	2013	-	1	2	-	-	-	1	-	-	1	2	-	4			7
	2014	-	2	1	-	-	-	-	-	-	-	-	-	3	-25.0%	▼	3
Domestic and Family - Level 2	2013	-	1	1	1	1	1	-	1	-	2	2	1	6			11
	2014	2	2	1	-	-	-	-	-	-	-	-	-	5	-16.7%	▼	5
General Civil - Level 2	2013	1	1	2	3	4	2	1	8	1	2	3	-	22			28
	2014	2	1	1	3	2	2	4	1	-	-	-	-	16	-27.3%	▼	16
General Civil - Level 3	2013	-	1	2	1	1	1	5	2	1	1	-	-	13			15
	2014	1	-	1	-	8	-	-	1	-	-	-	-	11	-15.4%	▼	11
Miscellaneous	2013	102	111	59	38	45	25	33	48	45	53	46	60	461			665
	2014	53	90	68	54	48	37	38	38	-	-	-	-	426	-7.6%	▼	426
Misdemeanor	2013	2	5	9	8	1	8	5	4	-	7	4	7	42			60
	2014	6	7	7	20	3	4	6	7	-	-	-	-	60	42.9%	▲	60
Non-Capital Felonies and Related Matters	2013	18	18	12	18	8	11	33	24	8	21	10	18	142			199
	2014	30	3	27	15	15	13	18	16	-	-	-	-	137	-3.5%	▼	137
Other	2013	7	11	5	11	8	5	7	9	6	6	1	6	63			82
	2014	7	9	4	3	3	2	3	3	-	-	-	-	34	-46.0%	▼	34
Other Criminally Related Matters	2013	2	1	-	-	1	5	2	2	1	2	3	2	13			21
	2014	1	1	2	2	-	1	1	-	-	-	-	-	8	-38.5%	▼	8
Probates/Wills and Trusts - Level 2	2013	-	-	-	-	1	1	-	2	-	-	1	-	4			5
	2014	1	-	-	1	-	-	-	-	-	-	-	-	2	-50.0%	▼	2
Uncontested Divorce	2013	1	3	1	6	4	2	1	2	4	2	-	6	20			32
	2014	2	5	-	5	2	4	3	5	-	-	-	-	26	30.0%	▲	26

Type of Court: Circuit  
Locale/Circuit: Louisa 16  
Start/End Date: Jan-13 / Aug-14  
Type of Case: Filings  
AVG. Month: 183  
2013 AVG Month: 189  
2014 AVG Month: 176  
Jan-Aug 2013: 1,657  
Jan-Aug 2014: 1,404  
Filings Trending: Downward ▼

D  
a  
s  
h  
b  
o  
a  
r  
d



	Jan	Feb	Mar	Apr	May	Jun	Jul	Aug	Sep	Oct	Nov	Dec	Thru Aug	% Change	Trending	Total
2013	291	234	256	179	203	154	158	182	125	204	155	121	1,657			2,262
2014	229	157	203	219	142	119	206	129	-	-	-	-	1,404	-15.3%	▼	1,404

		Jan	Feb	Mar	Apr	May	Jun	Jul	Aug	Sep	Oct	Nov	Dec	Thru Aug	% Change	Trending	Total
Administrative Law	2013	-	-	-	-	1	-	1	-	-	1	-	-	2			3
	2014	-	-	-	-	-	1	-	-	-	-	-	-	1	-50.0%	▼	1
Contested Divorce	2013	3	2	5	2	3	-	2	5	4	1	1	-	22			28
	2014	1	6	2	4	2	3	2	4	-	-	-	-	24	9.1%	▲	24
Domestic and Family - Level 1	2013	2	2	2	1	-	-	5	-	-	1	-	3	12			16
	2014	-	6	-	1	-	-	3	4	-	-	-	-	14	16.7%	▲	14
Domestic and Family - Level 2	2013	1	6	-	2	2	2	3	4	-	6	2	-	20			28
	2014	1	4	1	3	4	2	-	1	-	-	-	-	16	-20.0%	▼	16
General Civil - Level 1	2013	-	-	-	1	-	-	-	1	-	1	-	-	2			3
	2014	-	1	-	-	1	-	-	-	-	-	-	-	2	0.0%	↔	2
General Civil - Level 2	2013	1	4	4	6	2	6	7	4	9	5	7	9	34			64
	2014	11	6	2	4	3	12	5	7	-	-	-	-	50	47.1%	▲	50
General Civil - Level 3	2013	2	1	1	3	2	3	6	-	1	5	5	1	18			30
	2014	3	4	2	2	2	2	2	7	-	-	-	-	24	33.3%	▲	24
Miscellaneous	2013	134	136	119	67	71	49	57	63	55	77	72	55	696			955
	2014	91	70	76	76	59	43	63	57	-	-	-	-	535	-23.1%	▼	535
Misdemeanor	2013	38	17	12	18	12	34	19	21	9	24	9	7	171			220
	2014	30	12	16	22	9	8	25	6	-	-	-	-	128	-25.1%	▼	128
Non-Capital Felonies and Related Matters	2013	63	26	74	45	66	29	24	56	28	46	41	7	383			505
	2014	55	17	73	78	32	13	75	19	-	-	-	-	362	-5.5%	▼	362
Other	2013	26	28	27	26	30	17	25	13	12	23	10	27	192			264
	2014	27	16	16	17	21	24	22	14	-	-	-	-	157	-18.2%	▼	157
Other Criminally Related Matters	2013	11	4	3	5	7	8	4	3	3	6	-	3	45			57
	2014	7	5	7	6	2	5	3	-	-	-	-	-	35	-22.2%	▼	35
Probates/Wills and Trusts - Level 1	2013	1	2	-	-	-	-	-	-	-	-	-	1	3			4
	2014	-	-	-	-	-	-	1	1	-	-	-	-	2	-33.3%	▼	2
Probates/Wills and Trusts - Level 2	2013	2	-	-	-	-	-	-	1	1	1	2	2	3			9
	2014	-	-	-	1	2	-	-	-	-	-	-	-	3	0.0%	↔	3
Uncontested Divorce	2013	7	6	9	3	7	6	5	11	3	7	6	6	54			76
	2014	3	10	8	5	5	6	5	9	-	-	-	-	51	-5.6%	▼	51

Type of Court: Circuit

Locale/Circuit: Madison 16

Start/End Date: Jan-13 / Aug-14

Type of Case: Filings

AVG. Month: 66

2013 AVG Month: 68

2014 AVG Month: 62

Jan-Aug 2013: 546

Jan-Aug 2014: 496

Filings Trending: Downward ▼

D

a

s

h

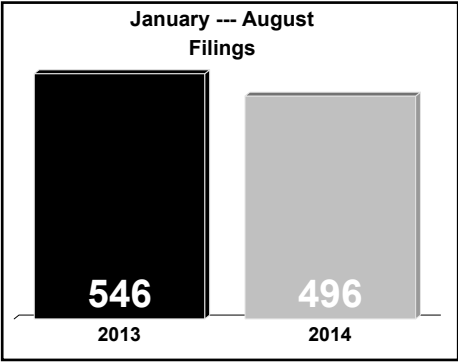
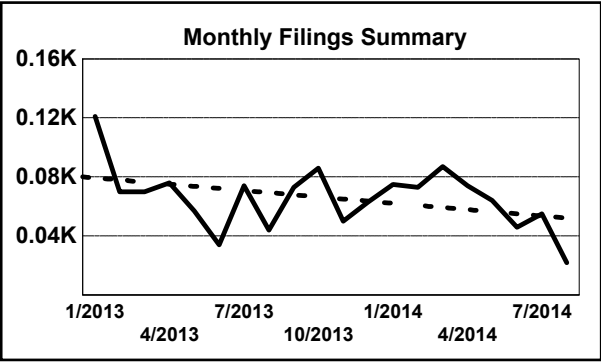
b

o

a

r

d

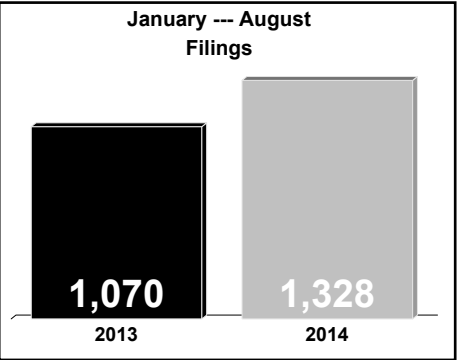
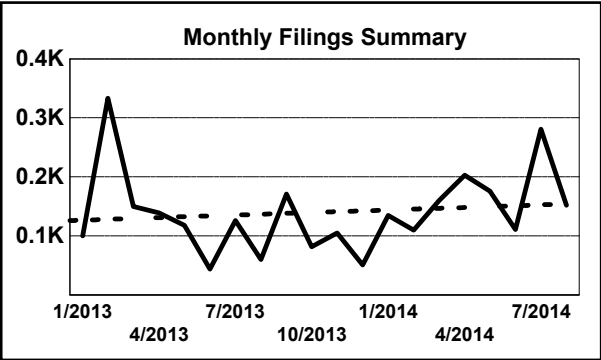


	Jan	Feb	Mar	Apr	May	Jun	Jul	Aug	Sep	Oct	Nov	Dec	Thru Aug	% Change	Trending	Total
2013	121	70	70	76	57	34	74	44	73	86	50	63	546			818
2014	75	73	87	74	64	46	55	22	-	-	-	-	496	-9.2%	▼	496

		Jan	Feb	Mar	Apr	May	Jun	Jul	Aug	Sep	Oct	Nov	Dec	Thru Aug	% Change	Trending	Total
Contested Divorce	2013	3	-	-	2	2	-	-	-	-	-	1	-	7			8
	2014	-	2	-	2	1	1	4	-	-	-	-	-	10	42.9%	▲	10
Domestic and Family - Level 1	2013	1	-	1	2	-	-	-	3	1	-	-	5	7			13
	2014	-	-	1	-	-	2	-	1	-	-	-	-	4	-42.9%	▼	4
Domestic and Family - Level 2	2013	-	-	-	1	-	-	-	1	1	2	-	1	2			6
	2014	1	-	1	1	-	-	1	1	-	-	-	-	5	150.0%	▲	5
General Civil - Level 1	2013	-	-	-	-	-	-	-	-	-	-	-	1	0			1
	2014	3	3	-	4	3	1	1	-	2	-	-	2	15	0.0%	↔	19
General Civil - Level 2	2013	3	3	-	4	3	1	1	-	2	-	-	2	15	0.0%	↔	19
	2014	1	-	-	3	2	1	2	1	-	-	-	-	10	-33.3%	▼	10
General Civil - Level 3	2013	-	-	-	4	1	1	-	-	-	2	-	1	6			9
	2014	-	1	-	-	-	4	1	-	-	-	-	-	6	0.0%	↔	6
Miscellaneous	2013	75	42	49	45	27	12	33	20	33	41	35	28	303			440
	2014	50	31	48	42	29	23	31	7	-	-	-	-	261	-13.9%	▼	261
Misdemeanor	2013	-	4	2	5	4	3	5	9	10	7	2	3	32			54
	2014	2	7	1	4	3	1	3	-	-	-	-	-	21	-34.4%	▼	21
Non-Capital Felonies and Related Matters	2013	8	4	3	6	4	7	18	3	13	21	4	2	53			93
	2014	11	11	27	8	17	6	4	6	-	-	-	-	90	69.8%	▲	90
Other	2013	24	15	15	6	14	10	12	6	9	10	5	13	102			139
	2014	8	16	9	7	4	6	5	3	-	-	-	-	58	-43.1%	▼	58
Other Criminally Related Matters	2013	4	-	-	-	-	-	2	1	1	2	-	3	7			13
	2014	-	2	-	1	5	-	2	-	-	-	-	-	10	42.9%	▲	10
Probates/Wills and Trusts	2013	-	-	-	-	-	-	1	-	1	-	-	-	1			2
Probates/Wills and Trusts - Level 2	2013	-	1	-	-	-	-	-	-	-	1	1	-	1			3
	2014	-	-	-	1	-	-	-	1	-	-	-	-	2	100.0%	▲	2
Uncontested Divorce	2013	3	1	-	1	2	-	2	1	2	-	2	4	10			18
	2014	2	3	-	5	3	2	2	2	-	-	-	-	19	90.0%	▲	19

Type of Court: Circuit  
Locale/Circuit: Orange 16  
Start/End Date: Jan-13 / Aug-14  
Type of Case: Filings  
AVG. Month: 140  
2013 AVG Month: 123  
2014 AVG Month: 166  
Jan-Aug 2013: 1,070  
Jan-Aug 2014: 1,328  
Filings Trending: Upward ▲

D  
a  
s  
h  
b  
o  
a  
r  
d



	Jan	Feb	Mar	Apr	May	Jun	Jul	Aug	Sep	Oct	Nov	Dec	Thru Aug	% Change	Trending	Total
2013	100	333	150	139	118	44	126	60	171	82	105	51	1,070			1,479
2014	135	110	160	203	176	111	281	152	-	-	-	-	1,328	24.1%	▲	1,328

		Jan	Feb	Mar	Apr	May	Jun	Jul	Aug	Sep	Oct	Nov	Dec	Thru Aug	% Change	Trending	Total
Administrative Law	2013	1	-	-	-	-	-	-	-	1	-	1	-	1			3
	2014	-	1	1	1	-	-	-	-	-	-	-	-	3	200.0%	▲	3
Contested Divorce	2013	1	3	3	3	1	1	1	4	2	1	1	2	17			23
	2014	4	2	-	3	2	4	2	4	-	-	-	-	21	23.5%	▲	21
Domestic and Family - Level 1	2013	-	-	-	-	6	-	-	2	-	4	-	-	8			12
	2014	2	4	-	4	1	2	1	3	-	-	-	-	17	112.5%	▲	17
Domestic and Family - Level 2	2013	1	-	2	1	5	-	3	-	-	-	3	1	12			16
	2014	2	2	3	2	4	3	3	3	-	-	-	-	22	83.3%	▲	22
General Civil - Level 1	2013	-	1	-	-	-	-	-	-	-	2	1	-	1			4
	2014	-	1	-	-	2	-	2	1	-	-	-	-	6	500.0%	▲	6
General Civil - Level 2	2013	6	-	5	9	5	2	6	4	7	4	2	5	37			55
	2014	3	-	2	4	8	5	8	5	-	-	-	-	35	-5.4%	▼	35
General Civil - Level 3	2013	9	20	1	1	3	-	2	3	3	3	1	3	39			49
	2014	1	9	18	5	2	5	12	6	-	-	-	-	58	48.7%	▲	58
Miscellaneous	2013	31	254	63	102	7	10	10	13	12	6	9	5	490			522
	2014	64	68	84	85	59	49	63	65	-	-	-	-	537	9.6%	▲	537
Misdemeanor	2013	2	5	21	1	17	2	12	8	17	7	11	-	68			103
	2014	7	3	8	11	20	7	24	3	-	-	-	-	83	22.1%	▲	83
Non-Capital Felonies and Related Matters	2013	38	45	34	17	64	17	82	16	121	39	69	24	313			566
	2014	39	14	33	76	68	28	149	50	-	-	-	-	457	46.0%	▲	457
Other	2013	-	1	6	2	1	4	3	2	3	6	1	1	19			30
	2014	2	-	1	-	2	4	3	4	-	-	-	-	16	-15.8%	▼	16
Other Criminally Related Matters	2013	3	-	1	-	2	-	1	4	-	3	-	-	11			14
	2014	3	-	-	4	1	1	8	1	-	-	-	-	18	63.6%	▲	18
Probates/Wills and Trusts	2013	-	-	-	-	-	-	1	-	-	-	-	-	1			1
Probates/Wills and Trusts - Level 2	2013	2	-	-	1	-	-	3	-	-	-	-	2	6			8
	2014	1	-	2	-	3	1	-	2	-	-	-	-	9	50.0%	▲	9
Uncontested Divorce	2013	6	4	14	2	7	8	2	4	5	7	6	8	47			73
	2014	7	6	8	8	4	2	6	5	-	-	-	-	46	-2.1%	▼	46

Type of Court: Circuit

Locale/Circuit: Charlottesville 16

Start/End Date: Jan-13 / Aug-14

Type of Case: Filings

AVG. Month: 126

2013 AVG Month: 128

2014 AVG Month: 125

Jan-Aug 2013: 1,058

Jan-Aug 2014: 998

Filings Trending: Downward ▼

D

a

s

h

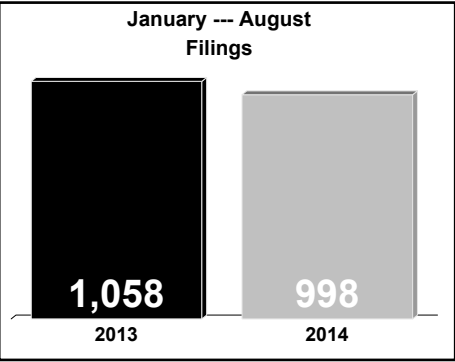
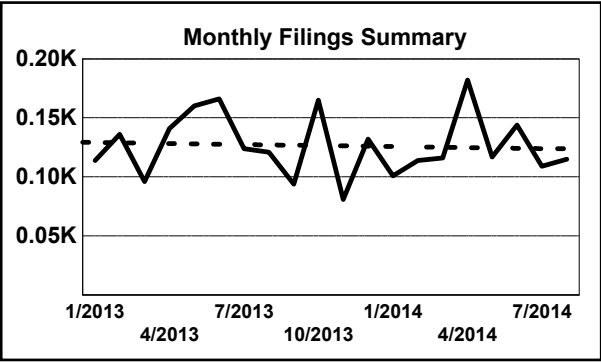
b

o

a

r

d



	Jan	Feb	Mar	Apr	May	Jun	Jul	Aug	Sep	Oct	Nov	Dec	Thru Aug	% Change	Trending	Total
2013	114	136	96	141	160	166	124	121	94	165	81	132	1,058			1,530
2014	101	114	116	182	117	144	109	115	-	-	-	-	998	-5.7%	▼	998

		Jan	Feb	Mar	Apr	May	Jun	Jul	Aug	Sep	Oct	Nov	Dec	Thru Aug	% Change	Trending	Total
Administrative Law	2013	-	-	-	-	-	-	-	-	1	-	-	1	0			2
	2014	-	1	-	-	1	-	-	1	-	-	-	-	3	0.0%	↔	3
Contested Divorce	2013	2	1	2	1	1	-	2	-	-	-	1	2	9			12
	2014	1	2	-	2	-	2	2	1	-	-	-	-	10	11.1%	▲	10
Domestic and Family - Level 1	2013	1	2	1	2	5	1	5	3	4	2	1	3	20			30
	2014	5	-	6	2	-	5	-	1	-	-	-	-	19	-5.0%	▼	19
Domestic and Family - Level 2	2013	2	-	-	2	-	-	-	2	1	1	1	1	6			10
	2014	1	4	1	1	1	1	5	-	-	-	-	-	14	133.3%	▲	14
General Civil - Level 1	2013	1	1	1	1	2	-	1	2	-	2	-	-	9			11
	2014	1	-	1	1	-	-	1	-	-	-	-	-	4	-55.6%	▼	4
General Civil - Level 2	2013	7	7	13	7	9	9	9	11	9	11	9	9	72			110
	2014	11	12	11	9	7	7	10	8	-	-	-	-	75	4.2%	▲	75
General Civil - Level 3	2013	6	4	3	4	7	9	5	3	1	6	3	6	41			57
	2014	5	7	6	7	5	4	7	6	-	-	-	-	47	14.6%	▲	47
Miscellaneous	2013	42	41	19	25	37	18	14	20	26	24	17	27	216			310
	2014	16	17	26	26	26	25	17	20	-	-	-	-	173	-19.9%	▼	173
Misdemeanor	2013	7	7	11	6	8	19	14	11	12	13	6	15	83			129
	2014	16	8	6	20	17	10	8	9	-	-	-	-	94	13.3%	▲	94
Non-Capital Felonies and Related Matters	2013	39	70	40	88	83	105	69	65	37	100	35	68	559			799
	2014	40	62	54	106	51	84	50	66	-	-	-	-	513	-8.2%	▼	513
Other	2013	1	-	-	-	-	-	-	-	-	-	1	-	1			2
	2014	-	-	-	-	-	-	1	1	-	-	-	-	2	100.0%	▲	2
Other Criminally Related Matters	2013	3	-	1	1	-	1	4	-	2	4	6	-	10			22
	2014	3	1	3	5	5	2	4	1	-	-	-	-	24	140.0%	▲	24
Probates/Wills and Trusts	2013	-	-	-	-	-	1	-	-	-	-	-	-	1			1
Probates/Wills and Trusts - Level 2	2013	-	-	2	2	-	-	-	2	-	2	-	-	6			8
	2014	1	-	1	2	2	1	-	-	-	-	-	-	7	16.7%	▲	7
Uncontested Divorce	2013	3	3	3	2	8	3	1	2	1	-	1	-	25			27
	2014	1	-	1	1	2	3	4	1	-	-	-	-	13	-48.0%	▼	13

Type of Court: Circuit

Locale/Circuit: Arlington 17

Start/End Date: Jan-13 / Aug-14

Type of Case: Filings

AVG. Month: 743

2013 AVG Month: 729

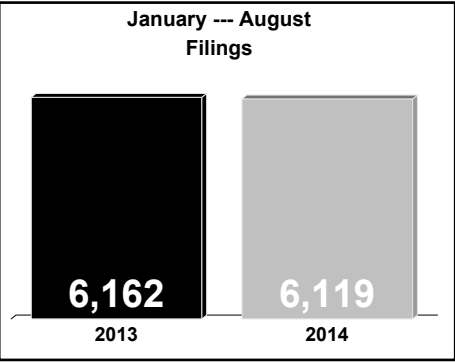
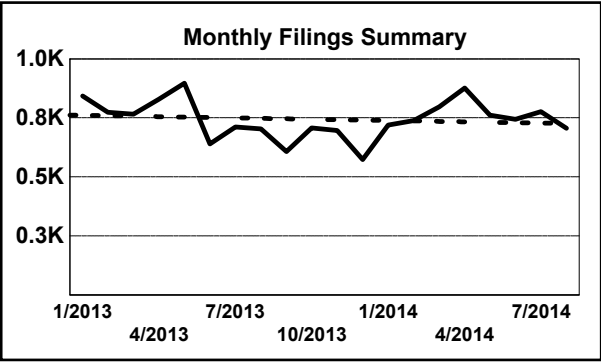
2014 AVG Month: 765

Jan-Aug 2013: 6,162

Jan-Aug 2014: 6,119

Filings Trending: Steady ↔

D  
a  
s  
h  
b  
o  
a  
r  
d



	Jan	Feb	Mar	Apr	May	Jun	Jul	Aug	Sep	Oct	Nov	Dec	Thru Aug	% Change	Trending	Total
2013	843	774	766	829	896	640	711	703	608	707	696	574	6,162			8,747
2014	719	739	797	876	762	744	776	706	-	-	-	-	6,119	-0.7%	▼	6,119

		Jan	Feb	Mar	Apr	May	Jun	Jul	Aug	Sep	Oct	Nov	Dec	Thru Aug	% Change	Trending	Total
Administrative Law	2013	-	-	-	4	2	-	-	-	-	2	3	1	6			12
	2014	-	1	-	2	-	1	1	-	-	-	-	-	5	-16.7%	▼	5
Capital Murder	2013	-	-	-	4	5	-	-	-	-	-	-	-	9			9
Contested Divorce	2013	9	9	8	8	14	12	6	9	8	6	6	9	75			104
	2014	15	5	24	11	11	12	9	7	-	-	-	-	94	25.3%	▲	94
Domestic and Family - Level 1	2013	9	6	8	1	9	15	13	4	8	8	7	5	65			93
	2014	3	6	2	5	2	-	1	-	-	-	-	-	19	-70.8%	▼	19
Domestic and Family - Level 2	2013	2	4	1	5	5	4	3	4	3	11	5	5	28			52
	2014	6	9	6	7	7	10	2	5	-	-	-	-	52	85.7%	▲	52
General Civil - Level 1	2013	3	1	2	1	3	-	1	4	2	-	3	3	15			23
	2014	2	1	-	-	3	1	1	2	-	-	-	-	10	-33.3%	▼	10
General Civil - Level 2	2013	37	41	39	31	39	33	37	44	37	26	37	30	301			431
	2014	36	39	32	46	31	34	33	28	-	-	-	-	279	-7.3%	▼	279
General Civil - Level 3	2013	15	15	22	16	21	10	9	14	16	7	6	13	122			164
	2014	10	5	13	10	6	9	8	6	-	-	-	-	67	-45.1%	▼	67
Miscellaneous	2013	263	234	196	167	163	148	154	169	114	165	141	128	1,494			2,042
	2014	147	138	159	152	138	142	149	158	-	-	-	-	1,183	-20.8%	▼	1,183
Misdemeanor	2013	57	47	58	94	66	31	43	53	47	68	33	40	449			637
	2014	50	71	69	73	91	42	44	69	-	-	-	-	509	13.4%	▲	509
Non-Capital Felonies and Related Matters	2013	286	274	272	308	374	227	206	210	172	192	209	159	2,157			2,889
	2014	201	215	275	290	253	207	220	215	-	-	-	-	1,876	-13.0%	▼	1,876
Other	2013	99	83	88	103	99	101	119	114	132	140	147	105	806			1,330
	2014	135	123	144	189	150	196	142	139	-	-	-	-	1,218	51.1%	▲	1,218
Other Criminally Related Matters	2013	38	31	35	55	44	28	78	43	42	48	69	51	352			562
	2014	74	80	27	54	41	48	131	38	-	-	-	-	493	40.1%	▲	493
Probates/Wills and Trusts - Level 1	2013	1	-	1	-	-	-	3	1	3	-	1	-	6			10
	2014	2	5	2	2	-	3	3	1	-	-	-	-	18	200.0%	▲	18
Probates/Wills and Trusts - Level 2	2013	7	6	8	4	10	4	8	7	3	9	6	6	54			78
	2014	11	6	7	7	7	13	9	9	-	-	-	-	69	27.8%	▲	69
Protective Orders	2013	-	-	2	-	1	1	-	-	-	1	-	-	4			5
	2014	-	1	2	-	-	-	-	-	-	-	-	-	3	-25.0%	▼	3
Uncontested Divorce	2013	17	23	26	28	41	26	31	27	21	24	23	19	219			306
	2014	27	34	35	28	22	26	23	29	-	-	-	-	224	2.3%	▲	224



Type of Court: Circuit

Locale/Circuit: Fauquier 20

Start/End Date: Jan-13 / Aug-14

Type of Case: Filings

AVG. Month: 334

2013 AVG Month: 353

2014 AVG Month: 307

Jan-Aug 2013: 2,993

Jan-Aug 2014: 2,458

Filings Trending: Downward ▼

D

a

s

h

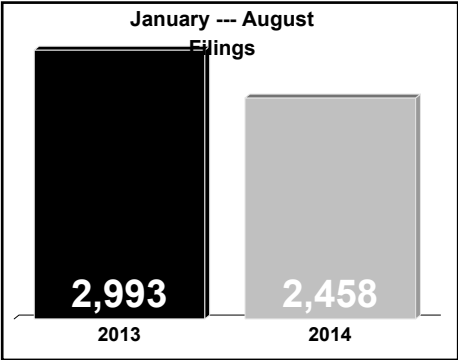
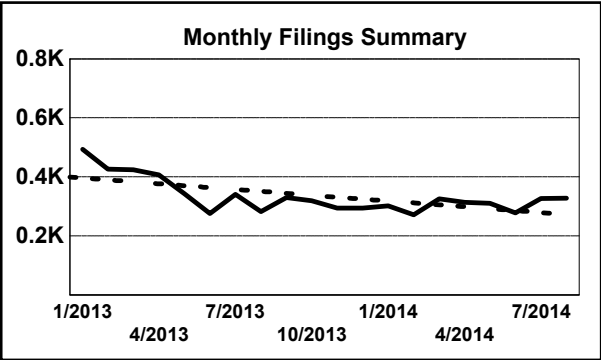
b

o

a

r

d



	Jan	Feb	Mar	Apr	May	Jun	Jul	Aug	Sep	Oct	Nov	Dec	Thru Aug	% Change	Trending	Total
2013	493	426	424	407	343	276	341	283	330	319	295	294	2,993			4,231
2014	302	272	326	314	311	278	327	328	-	-	-	-	2,458	-17.9%	▼	2,458

		Jan	Feb	Mar	Apr	May	Jun	Jul	Aug	Sep	Oct	Nov	Dec	Thru Aug	% Change	Trending	Total
Administrative Law	2013	-	-	-	3	-	-	1	-	1	-	1	-	4			6
	2014	1	-	1	-	1	-	1	1	-	-	-	-	5	25.0%	▲	5
Contested Divorce	2013	6	5	7	4	8	8	3	6	5	10	2	1	47			65
	2014	8	9	7	4	6	2	7	4	-	-	-	-	47	0.0%	↔	47
Domestic and Family - Level 1	2013	3	2	2	-	8	1	1	3	3	3	2	2	20			30
	2014	-	1	4	8	4	4	3	2	-	-	-	-	26	30.0%	▲	26
Domestic and Family - Level 2	2013	-	2	1	3	-	4	4	5	4	3	1	-	19			27
	2014	2	1	3	2	2	1	5	1	-	-	-	-	17	-10.5%	▼	17
General Civil - Level 1	2013	-	-	1	1	1	1	2	-	1	-	1	-	6			8
	2014	-	2	-	2	1	1	-	1	-	-	-	-	7	16.7%	▲	7
General Civil - Level 2	2013	14	15	11	24	24	10	14	16	17	13	15	18	128			191
	2014	11	5	9	18	17	16	10	10	-	-	-	-	96	-25.0%	▼	96
General Civil - Level 3	2013	9	2	6	3	8	2	3	5	10	6	6	7	38			67
	2014	4	5	7	2	4	3	7	7	-	-	-	-	39	2.6%	▲	39
Miscellaneous	2013	312	264	243	186	131	109	111	105	116	145	124	158	1,461			2,004
	2014	151	113	147	132	107	101	101	91	-	-	-	-	943	-35.5%	▼	943
Misdemeanor	2013	34	16	18	33	15	18	33	23	31	17	26	19	190			283
	2014	16	26	27	26	24	16	31	14	-	-	-	-	180	-5.3%	▼	180
Non-Capital Felonies and Related Matters	2013	58	52	95	87	87	55	104	59	89	55	78	36	597			855
	2014	67	56	62	53	83	65	91	128	-	-	-	-	605	1.3%	▲	605
Other	2013	34	40	27	40	44	45	43	43	32	44	24	43	316			459
	2014	30	38	31	44	32	56	46	48	-	-	-	-	325	2.8%	▲	325
Other Criminally Related Matters	2013	6	6	1	1	5	6	5	6	4	4	2	-	36			46
	2014	3	4	8	7	8	4	8	6	-	-	-	-	48	33.3%	▲	48
Probates/Wills and Trusts - Level 1	2013	-	1	-	-	-	-	1	-	1	-	-	-	2			3
	2014	-	1	-	1	-	-	-	-	-	-	-	-	2	0.0%	↔	2
Probates/Wills and Trusts - Level 2	2013	-	2	-	1	-	2	2	1	1	1	-	-	8			10
	2014	-	1	3	2	1	-	1	1	-	-	-	-	9	12.5%	▲	9
Protective Orders	2013	4	2	3	-	2	-	3	2	-	1	-	2	16			19
	2014	1	-	-	-	1	-	1	2	-	-	-	-	5	-68.8%	▼	5
Uncontested Divorce	2013	13	17	9	21	10	14	12	9	15	17	13	8	105			158
	2014	8	10	17	13	20	9	15	12	-	-	-	-	104	-1.0%	▼	104

Type of Court: Circuit

Locale/Circuit: Loudoun 20

Start/End Date: Jan-13 / Aug-14

Type of Case: Filings

AVG. Month: 856

2013 AVG Month: 884

2014 AVG Month: 814

Jan-Aug 2013: 7,427

Jan-Aug 2014: 6,508

Filings Trending: Downward ▼

D

a

s

h

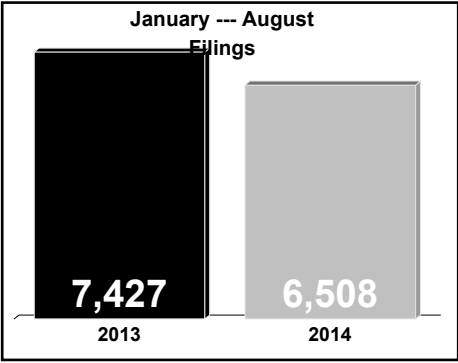
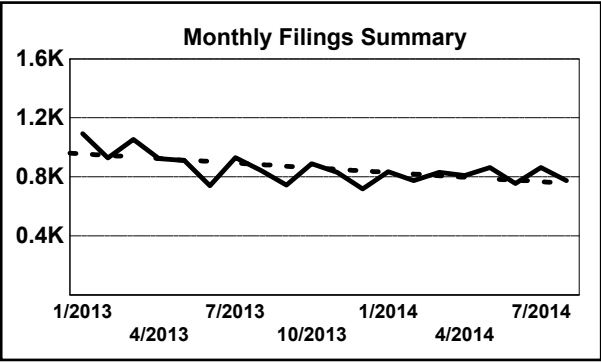
b

o

a

r

d

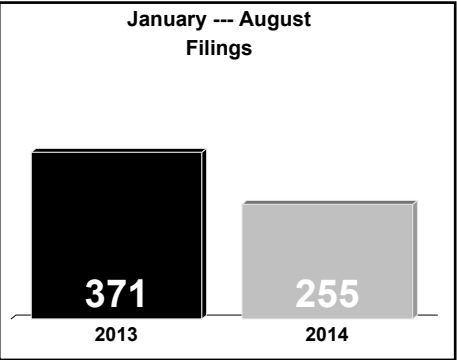
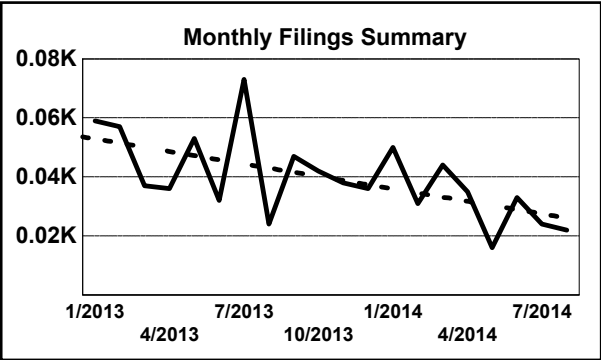


	Jan	Feb	Mar	Apr	May	Jun	Jul	Aug	Sep	Oct	Nov	Dec	Thru Aug	% Change	Trending	Total
2013	1,092	928	1,055	925	912	741	930	844	745	889	832	718	7,427			10,611
2014	835	774	832	810	864	756	863	774	-	-	-	-	6,508	-12.4%	▼	6,508

		Jan	Feb	Mar	Apr	May	Jun	Jul	Aug	Sep	Oct	Nov	Dec	Thru Aug	% Change	Trending	Total
Administrative Law	2013	4	3	-	4	1	1	2	1	2	2	-	1	16			21
	2014	2	1	1	-	-	1	2	2	-	-	-	-	9	-43.8%	▼	9
Capital Murder	2013	-	-	-	-	2	-	-	-	-	-	-	-	2			2
Contested Divorce	2013	17	23	24	17	16	12	22	23	18	24	19	15	154			230
	2014	24	15	29	22	30	16	25	12	-	-	-	-	173	12.3%	▲	173
Domestic and Family - Level 1	2013	12	20	11	24	24	9	12	21	5	7	16	17	133			178
	2014	18	10	29	6	9	18	2	1	-	-	-	-	93	-30.1%	▼	93
Domestic and Family - Level 2	2013	14	8	16	9	13	13	7	6	11	12	15	10	86			134
	2014	10	9	13	21	17	19	17	14	-	-	-	-	120	39.5%	▲	120
General Civil - Level 1	2013	3	-	5	2	1	1	1	1	-	-	2	1	14			17
	2014	4	2	2	3	3	-	3	5	-	-	-	-	22	57.1%	▲	22
General Civil - Level 2	2013	37	42	52	47	38	30	51	47	33	63	36	48	344			524
	2014	50	39	36	54	54	48	36	32	-	-	-	-	349	1.5%	▲	349
General Civil - Level 3	2013	29	23	38	27	30	28	23	31	29	24	29	29	229			340
	2014	20	23	33	42	25	30	18	20	-	-	-	-	211	-7.9%	▼	211
Miscellaneous	2013	742	560	577	503	451	352	448	383	386	420	414	391	4,016			5,627
	2014	451	383	433	398	363	342	401	395	-	-	-	-	3,166	-21.2%	▼	3,166
Misdemeanor	2013	48	31	36	30	43	40	42	46	44	37	57	29	316			483
	2014	46	45	56	28	69	50	70	52	-	-	-	-	416	31.6%	▲	416
Non-Capital Felonies and Related Matters	2013	87	64	118	113	157	108	154	127	100	136	120	72	928			1,356
	2014	86	157	78	108	149	100	166	101	-	-	-	-	945	1.8%	▲	945
Other	2013	36	45	44	37	36	50	44	47	30	34	37	31	339			471
	2014	43	21	17	15	24	24	31	29	-	-	-	-	204	-39.8%	▼	204
Other Criminally Related Matters	2013	18	44	52	36	23	31	49	27	25	62	41	24	280			432
	2014	19	17	34	44	39	41	30	55	-	-	-	-	279	-0.4%	▼	279
Probates/Wills and Trusts - Level 1	2013	-	1	-	-	-	1	1	-	1	1	1	1	3			7
	2014	-	-	-	1	-	1	1	-	-	-	-	-	3	0.0%	↔	3
Probates/Wills and Trusts - Level 2	2013	4	5	15	9	12	10	16	8	7	6	4	8	79			104
	2014	7	9	9	8	9	5	7	13	-	-	-	-	67	-15.2%	▼	67
Uncontested Divorce	2013	41	59	67	67	65	55	58	76	54	61	41	41	488			685
	2014	55	43	62	60	73	61	54	43	-	-	-	-	451	-7.6%	▼	451

Type of Court: Circuit  
Locale/Circuit: Rappahannock 20  
Start/End Date: Jan-13 / Aug-14  
Type of Case: Filings  
AVG. Month: 39  
2013 AVG Month: 45  
2014 AVG Month: 32  
Jan-Aug 2013: 371  
Jan-Aug 2014: 255  
Filings Trending: Downward ▼

D  
a  
s  
h  
b  
o  
a  
r  
d



	Jan	Feb	Mar	Apr	May	Jun	Jul	Aug	Sep	Oct	Nov	Dec	Thru Aug	% Change	Trending	Total
2013	59	57	37	36	53	32	73	24	47	42	38	36	371			534
2014	50	31	44	35	16	33	24	22	-	-	-	-	255	-31.3%	▼	255

		Jan	Feb	Mar	Apr	May	Jun	Jul	Aug	Sep	Oct	Nov	Dec	Thru Aug	% Change	Trending	Total
Administrative Law	2013	-	-	-	-	-	-	-	-	-	-	1	-	0			1
Contested Divorce	2013	2	1	-	1	-	2	1	-	-	-	1	-	7	0.0%	↔	8
	2014	-	-	-	1	-	1	3	-	-	-	-	-	5	-28.6%	▼	5
Domestic and Family - Level 1	2013	-	3	1	-	-	-	6	1	-	1	-	-	11			12
	2014	-	-	-	-	-	1	-	1	-	-	-	-	2	-81.8%	▼	2
Domestic and Family - Lev	2014	-	-	-	-	-	-	1	-	-	-	-	-	1			1
General Civil - Level 1	2013	-	-	-	-	-	-	1	-	-	-	-	-	1			1
	2014	-	-	-	-	1	-	-	-	-	-	-	-	1	0.0%	↔	1
General Civil - Level 2	2013	-	6	1	-	4	-	3	1	2	-	1	1	15			19
	2014	2	-	-	1	1	-	1	2	-	-	-	-	7	-53.3%	▼	7
General Civil - Level 3	2013	-	1	1	2	2	3	1	-	1	-	1	2	10			14
	2014	-	-	-	3	-	-	1	-	-	-	-	-	4	-60.0%	▼	4
Miscellaneous	2013	36	30	9	17	20	6	14	10	12	15	11	11	142			191
	2014	16	18	18	18	8	20	15	13	-	-	-	-	126	-11.3%	▼	126
Misdemeanor	2013	4	4	4	3	6	3	1	2	2	9	2	5	27			45
	2014	3	3	3	5	-	8	1	2	-	-	-	-	25	-7.4%	▼	25
Non-Capital Felonies and Related Matters	2013	5	2	5	-	6	9	40	-	19	3	5	3	67			97
	2014	8	1	9	1	5	-	2	2	-	-	-	-	28	-58.2%	▼	28
Other	2013	10	10	14	7	12	8	6	8	10	11	16	12	75			124
	2014	20	8	12	5	1	-	-	1	-	-	-	-	47	-37.3%	▼	47
Other Criminally Related Matters	2013	1	-	1	4	1	1	-	-	1	-	-	1	8			10
	2014	-	1	-	-	-	3	-	-	-	-	-	-	4	-50.0%	▼	4
Probates/Wills and Trusts	2013	-	-	-	1	-	-	-	1	-	-	-	-	2			2
	2014	-	-	1	1	-	-	-	-	-	-	-	-	2			2
Uncontested Divorce	2013	1	-	1	1	2	-	-	1	-	3	-	1	6			10
	2014	1	-	1	-	-	-	-	1	-	-	-	-	3	-50.0%	▼	3

Type of Court: Circuit

Locale/Circuit: Henry 21

Start/End Date: Jan-13 / Aug-14

Type of Case: Filings

AVG. Month: 310

2013 AVG Month: 297

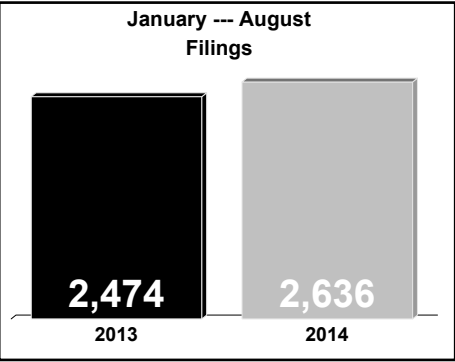
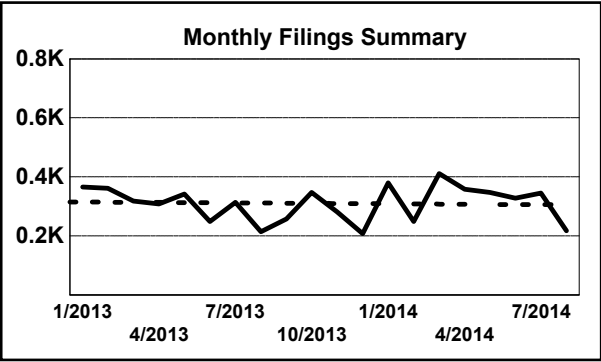
2014 AVG Month: 330

Jan-Aug 2013: 2,474

Jan-Aug 2014: 2,636

Filings Trending: Upward ▲

D  
a  
s  
h  
b  
o  
a  
r  
d



	Jan	Feb	Mar	Apr	May	Jun	Jul	Aug	Sep	Oct	Nov	Dec	Thru Aug	% Change	Trending	Total
2013	366	362	318	309	342	249	314	214	258	348	281	208	2,474			3,569
2014	380	249	411	358	347	328	345	218	-	-	-	-	2,636	6.5%	▲	2,636

		Jan	Feb	Mar	Apr	May	Jun	Jul	Aug	Sep	Oct	Nov	Dec	Thru Aug	% Change	Trending	Total
Administrative Law	2013	-	-	-	-	-	-	-	-	-	-	1	-	0			1
	2014	-	2	-	-	1	-	1	-	-	-	-	-	4	0.0%	↔	4
Contested Divorce	2013	3	3	9	5	2	4	6	3	8	7	5	5	35			60
	2014	3	6	8	5	4	7	7	8	-	-	-	-	48	37.1%	▲	48
Domestic and Family - Level 1	2013	5	3	-	2	2	6	6	3	5	4	3	4	27			43
	2014	13	1	5	6	3	3	4	4	-	-	-	-	39	44.4%	▲	39
Domestic and Family - Level 2	2013	5	4	1	1	2	3	5	-	3	1	-	-	21			25
	2014	1	1	-	2	3	-	1	3	-	-	-	-	11	-47.6%	▼	11
General Civil - Level 1	2013	2	-	1	2	-	-	-	2	-	1	1	1	7			10
	2014	2	-	-	-	-	-	-	-	-	-	-	-	2	-71.4%	▼	2
General Civil - Level 2	2013	3	7	6	5	9	6	8	10	6	10	1	5	54			76
	2014	7	3	7	6	5	4	4	17	-	-	-	-	53	-1.9%	▼	53
General Civil - Level 3	2013	-	3	4	3	2	5	3	3	1	3	10	8	23			45
	2014	5	4	17	9	1	-	2	2	-	-	-	-	40	73.9%	▲	40
Miscellaneous	2013	184	159	52	132	144	112	64	63	85	81	43	43	910			1,162
	2014	132	98	118	111	78	101	96	48	-	-	-	-	782	-14.1%	▼	782
Misdemeanor	2013	44	44	37	42	34	36	45	32	40	50	28	44	314			476
	2014	36	39	35	54	46	44	52	30	-	-	-	-	336	7.0%	▲	336
Non-Capital Felonies and Related Matters	2013	77	96	155	75	110	56	87	64	75	71	152	47	720			1,065
	2014	139	56	122	72	175	66	133	52	-	-	-	-	815	13.2%	▲	815
Other	2013	31	14	19	14	16	7	70	10	21	97	17	21	181			337
	2014	16	24	67	73	16	82	23	28	-	-	-	-	329	81.8%	▲	329
Other Criminally Related Matters	2013	4	7	4	8	7	5	2	9	1	9	9	17	46			82
	2014	11	1	7	8	3	9	5	3	-	-	-	-	47	2.2%	▲	47
Probates/Wills and Trusts - Level 1	2013	-	2	-	1	1	-	-	-	-	-	-	-	4			4
	2014	1	-	-	-	-	-	-	-	-	-	-	-	1	-75.0%	▼	1
Probates/Wills and Trusts - Level 2	2013	-	-	1	2	-	-	-	2	1	1	2	2	5			11
	2014	1	1	3	1	1	-	-	2	-	-	-	-	9	80.0%	▲	9
Protective Orders	2013	-	1	-	-	-	-	-	-	-	-	-	-	1			1
Uncontested Divorce	2013	8	19	29	17	13	9	18	13	12	13	9	11	126			171
	2014	13	13	22	11	11	12	17	21	-	-	-	-	120	-4.8%	▼	120

Type of Court: Circuit

Locale/Circuit: Patrick 21

Start/End Date: Jan-13 / Aug-14

Type of Case: Filings

AVG. Month: 122

2013 AVG Month: 117

2014 AVG Month: 130

Jan-Aug 2013: 996

Jan-Aug 2014: 1,043

Filings Trending: Upward ▲

D

a

s

h

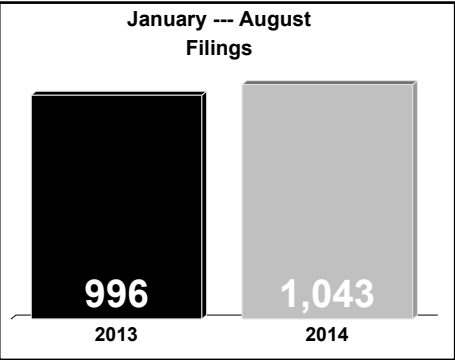
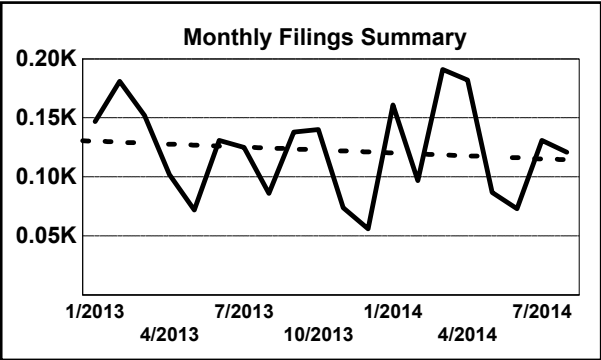
b

o

a

r

d



	Jan	Feb	Mar	Apr	May	Jun	Jul	Aug	Sep	Oct	Nov	Dec	Thru Aug	% Change	Trending	Total
2013	147	181	152	102	72	131	125	86	138	140	74	56	996			1,404
2014	161	97	191	182	87	73	131	121	-	-	-	-	1,043	4.7%	▲	1,043

		Jan	Feb	Mar	Apr	May	Jun	Jul	Aug	Sep	Oct	Nov	Dec	Thru Aug	% Change	Trending	Total
Administrative Law	2013	-	-	-	-	-	-	-	-	1	-	-	-	0			1
Contested Divorce	2013	5	2	4	3	-	2	2	1	-	1	1	2	19	0.0%	↔	23
	2014	1	1	6	3	1	2	2	3	-	-	-	-	19	0.0%	↔	19
Domestic and Family - Level 1	2013	-	1	-	-	-	1	4	2	-	3	-	-	8			11
	2014	-	2	-	10	6	2	-	-	-	-	-	-	20	150.0%	▲	20
Domestic and Family - Level 2	2013	-	-	1	-	1	-	-	1	-	-	1	-	3			4
	2014	-	-	1	1	-	1	-	1	-	-	-	-	4	33.3%	▲	4
General Civil - Level 1	2014	-	-	-	-	-	-	-	2	-	-	-	-	2			2
General Civil - Level 2	2013	3	1	1	2	2	1	2	1	2	3	3	2	13			23
	2014	1	-	-	3	3	2	-	4	-	-	-	-	13	0.0%	↔	13
General Civil - Level 3	2013	-	2	2	-	2	1	-	1	-	2	1	5	8			16
	2014	1	1	-	3	2	-	-	-	-	-	-	-	7	-12.5%	▼	7
Miscellaneous	2013	51	85	72	40	48	63	33	34	49	34	22	29	426			560
	2014	54	31	32	56	30	5	36	62	-	-	-	-	306	-28.2%	▼	306
Misdemeanor	2013	21	13	11	14	1	21	27	16	15	35	7	3	124			184
	2014	36	14	29	27	9	14	18	15	-	-	-	-	162	30.6%	▲	162
Non-Capital Felonies and Related Matters	2013	42	71	56	32	8	37	49	15	68	40	28	13	310			459
	2014	48	32	116	54	33	42	50	18	-	-	-	-	393	26.8%	▲	393
Other Criminally Related Matters	2013	20	3	-	2	3	-	5	12	-	12	10	-	45			67
	2014	19	7	-	21	-	-	22	10	-	-	-	-	79	75.6%	▲	79
Probates/Wills and Trusts	2013	-	-	-	-	-	-	-	-	-	1	1	-	0			2
Probates/Wills and Trusts - Level 2	2013	1	-	-	3	-	-	-	-	-	-	-	-	4	0.0%	↔	4
	2014	-	-	1	-	-	-	-	1	-	-	-	-	2	-50.0%	▼	2
Protective Orders	2014	-	-	-	-	-	-	-	2	-	-	-	-	2			2
Uncontested Divorce	2013	4	3	5	6	7	5	3	3	3	9	-	2	36			50
	2014	1	9	6	4	3	5	3	3	-	-	-	-	34	-5.6%	▼	34

Type of Court: Circuit

Locale/Circuit: Martinsville 21

Start/End Date: Jan-13 / Aug-14

Type of Case: Filings

AVG. Month: 112

2013 AVG Month: 121

2014 AVG Month: 97

Jan-Aug 2013: 1,077

Jan-Aug 2014: 778

Filings Trending: Downward ▼

D

a

s

h

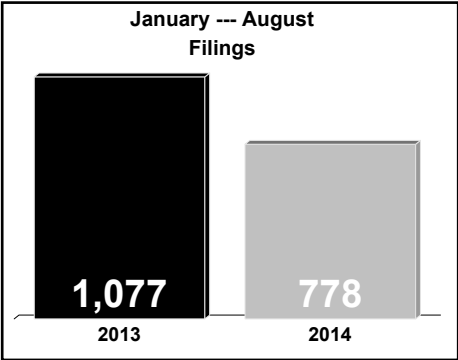
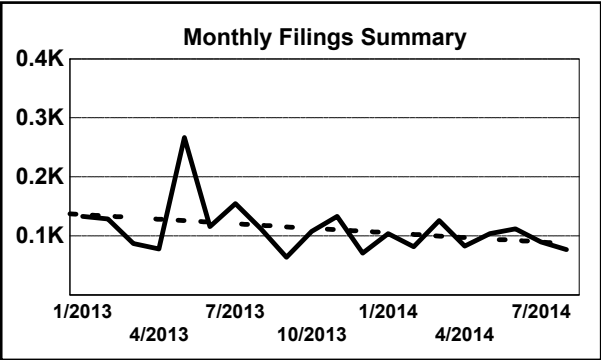
b

o

a

r

d



	Jan	Feb	Mar	Apr	May	Jun	Jul	Aug	Sep	Oct	Nov	Dec	Thru Aug	% Change	Trending	Total
2013	133	129	87	78	267	116	155	112	64	108	133	71	1,077			1,453
2014	104	82	126	83	104	112	90	77	-	-	-	-	778	-27.8%	▼	778

		Jan	Feb	Mar	Apr	May	Jun	Jul	Aug	Sep	Oct	Nov	Dec	Thru Aug	% Change	Trending	Total
Administrative Law	2014	-	-	-	1	-	-	-	1	-	-	-	-	2			2
Contested Divorce	2013	-	1	1	2	2	1	-	1	-	3	-	-	8			11
	2014	1	1	1	2	2	2	-	-	-	-	-	-	9	12.5%	▲	9
Domestic and Family - Lev	2013	1	8	2	-	4	-	-	9	-	-	-	-	24			24
Domestic and Family - Level 2	2013	-	-	-	-	1	-	-	-	-	-	-	1	1			2
	2014	-	-	-	-	-	1	-	-	-	-	-	-	1	0.0%	↔	1
General Civil - Level 1	2013	-	1	3	-	2	-	-	-	-	-	-	2	6			8
	2014	-	-	-	-	-	-	-	1	-	-	-	-	1	-83.3%	▼	1
General Civil - Level 2	2013	3	4	3	2	5	7	2	1	6	3	-	1	27			37
	2014	2	1	7	2	5	3	1	1	-	-	-	-	22	-18.5%	▼	22
General Civil - Level 3	2013	3	1	3	1	4	1	1	1	4	2	-	1	15			22
	2014	5	2	5	1	1	1	1	-	-	-	-	-	16	6.7%	▲	16
Miscellaneous	2013	21	26	25	16	14	10	18	11	11	12	9	7	141			180
	2014	16	19	23	17	21	13	18	16	-	-	-	-	143	1.4%	▲	143
Misdemeanor	2013	28	18	17	15	39	23	10	24	5	22	16	21	174			238
	2014	20	8	8	20	15	26	6	14	-	-	-	-	117	-32.8%	▼	117
Non-Capital Felonies and Related Matters	2013	52	57	19	21	181	45	101	40	24	45	97	28	516			710
	2014	38	40	55	20	50	42	47	34	-	-	-	-	326	-36.8%	▼	326
Other	2013	18	6	11	19	6	21	21	15	12	17	8	5	117			159
	2014	17	7	18	10	6	10	12	5	-	-	-	-	85	-27.4%	▼	85
Other Criminally Related Matters	2013	6	2	-	1	7	6	2	9	1	3	2	4	33			43
	2014	4	2	6	7	4	13	1	3	-	-	-	-	40	21.2%	▲	40
Probates/Wills and Trusts - Level 2	2013	-	2	-	-	1	-	-	1	-	1	1	1	4			7
	2014	1	1	-	1	-	-	1	-	-	-	-	-	4	0.0%	↔	4
Uncontested Divorce	2013	1	3	3	1	1	2	-	-	1	-	-	-	11			12
	2014	-	1	3	2	-	1	3	2	-	-	-	-	12	9.1%	▲	12

Type of Court: Circuit

Locale/Circuit: Franklin County 22

Start/End Date: Jan-13 / Aug-14

Type of Case: Filings

AVG. Month: 326

2013 AVG Month: 358

2014 AVG Month: 279

Jan-Aug 2013: 2,767

Jan-Aug 2014: 2,230

Filings Trending: Downward ▼

D

a

s

h

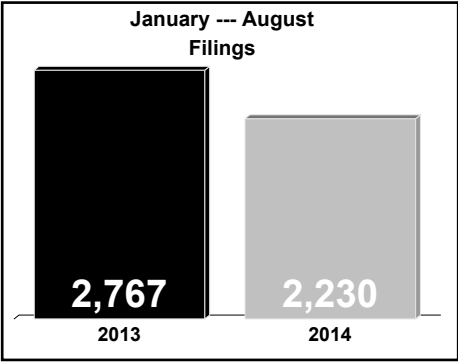
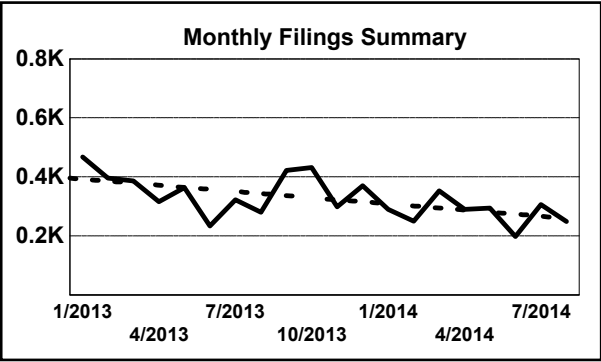
b

o

a

r

d



	Jan	Feb	Mar	Apr	May	Jun	Jul	Aug	Sep	Oct	Nov	Dec	Thru Aug	% Change	Trending	Total
2013	468	396	386	316	364	234	323	280	422	432	299	370	2,767			4,290
2014	290	250	353	290	294	198	306	249	-	-	-	-	2,230	-19.4%	▼	2,230

		Jan	Feb	Mar	Apr	May	Jun	Jul	Aug	Sep	Oct	Nov	Dec	Thru Aug	% Change	Trending	Total
Administrative Law	2013	-	-	-	-	-	-	-	-	-	1	-	-	0			1
	2014	1	-	2	-	-	-	-	-	-	-	-	-	3	0.0%	↔	3
Contested Divorce	2013	8	1	5	7	3	8	4	6	12	6	4	6	42			70
	2014	5	8	7	6	4	4	7	3	-	-	-	-	44	4.8%	▲	44
Domestic and Family - Level 1	2013	21	2	8	5	2	3	10	8	10	2	9	7	59			87
	2014	17	7	5	2	6	2	9	1	-	-	-	-	49	-16.9%	▼	49
Domestic and Family - Level 2	2013	2	2	-	-	2	1	4	3	1	3	3	-	14			21
	2014	2	1	4	1	4	4	4	1	-	-	-	-	21	50.0%	▲	21
General Civil - Level 1	2013	-	-	-	-	-	-	-	2	-	-	-	2	2			4
	2014	1	-	1	-	1	1	-	-	-	-	-	-	4	100.0%	▲	4
General Civil - Level 2	2013	13	8	11	13	10	5	7	9	10	7	5	9	76			107
	2014	11	8	13	5	12	6	9	11	-	-	-	-	75	-1.3%	▼	75
General Civil - Level 3	2013	12	4	7	5	12	5	6	3	1	5	3	2	54			65
	2014	15	6	4	6	6	14	7	8	-	-	-	-	66	22.2%	▲	66
Miscellaneous	2013	227	189	177	152	114	72	93	86	100	112	115	105	1,110			1,542
	2014	133	108	126	100	81	64	94	52	-	-	-	-	758	-31.7%	▼	758
Misdemeanor	2013	44	36	46	33	55	53	67	53	74	107	59	74	387			701
	2014	31	22	61	46	71	24	22	88	-	-	-	-	365	-5.7%	▼	365
Non-Capital Felonies and Related Matters	2013	118	132	106	80	151	77	113	97	196	172	82	153	874			1,477
	2014	58	60	109	97	83	62	115	63	-	-	-	-	647	-26.0%	▼	647
Other	2013	1	-	2	-	-	-	1	-	-	2	-	-	4			6
	2014	3	-	-	1	2	2	6	1	-	-	-	-	15	275.0%	▲	15
Other Criminally Related Matters	2013	5	5	1	5	2	4	5	1	4	3	5	-	28			40
	2014	3	3	2	4	5	2	2	2	-	-	-	-	23	-17.9%	▼	23
Probates/Wills and Trusts	2014	-	-	-	-	-	1	-	-	-	-	-	-	1			1
Probates/Wills and Trusts - Level 2	2013	3	1	2	1	1	1	1	1	2	2	4	1	11			20
	2014	-	2	2	-	-	1	1	3	-	-	-	-	9	-18.2%	▼	9
Uncontested Divorce	2013	14	16	21	15	12	5	12	11	12	10	10	11	106			149
	2014	10	25	17	22	19	11	30	16	-	-	-	-	150	41.5%	▲	150

Type of Court: Circuit

Locale/Circuit: Pittsylvania 22

Start/End Date: Jan-13 / Aug-14

Type of Case: Filings

AVG. Month: 329

2013 AVG Month: 347

2014 AVG Month: 301

Jan-Aug 2013: 2,886

Jan-Aug 2014: 2,404

Filings Trending: Downward ▼

D

a

s

h

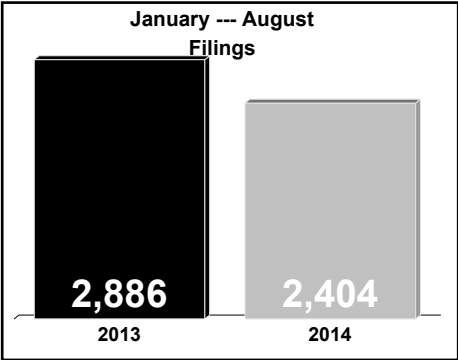
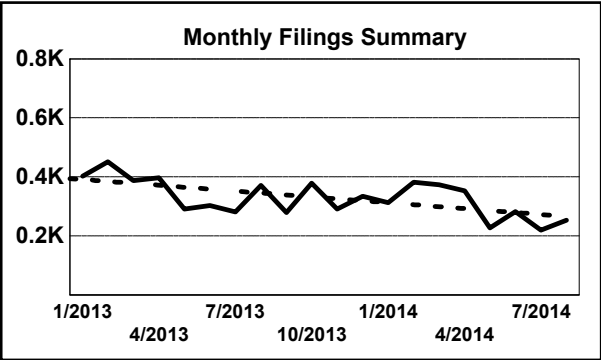
b

o

a

r

d



	Jan	Feb	Mar	Apr	May	Jun	Jul	Aug	Sep	Oct	Nov	Dec	Thru Aug	% Change	Trending	Total
2013	403	451	388	397	291	303	282	371	279	379	291	334	2,886			4,169
2014	313	382	373	353	227	283	220	253	-	-	-	-	2,404	-16.7%	▼	2,404

		Jan	Feb	Mar	Apr	May	Jun	Jul	Aug	Sep	Oct	Nov	Dec	Thru Aug	% Change	Trending	Total
Administrative Law	2013	-	-	1	-	-	-	2	1	-	-	-	-	4			4
	2014	-	1	-	-	-	-	-	-	-	-	-	-	1	-75.0%	▼	1
Contested Divorce	2013	8	8	6	11	9	4	10	8	11	4	6	4	64			89
	2014	3	10	10	10	4	5	1	6	-	-	-	-	49	-23.4%	▼	49
Domestic and Family - Level 1	2013	6	-	-	14	10	-	16	12	4	5	-	10	58			77
	2014	23	6	21	2	1	13	6	28	-	-	-	-	100	72.4%	▲	100
Domestic and Family - Level 2	2013	1	1	2	1	3	2	1	3	1	-	1	2	14			18
	2014	1	3	4	1	-	2	4	1	-	-	-	-	16	14.3%	▲	16
General Civil - Level 1	2013	1	1	-	-	-	-	-	-	-	1	-	1	2			4
	2014	1	-	1	-	-	-	-	1	-	-	-	-	3	50.0%	▲	3
General Civil - Level 2	2013	6	5	5	6	11	6	7	3	4	5	8	4	49			70
	2014	6	7	2	8	5	2	6	6	-	-	-	-	42	-14.3%	▼	42
General Civil - Level 3	2013	4	1	-	1	3	3	3	5	3	16	4	1	20			44
	2014	5	12	3	1	3	2	4	1	-	-	-	-	31	55.0%	▲	31
Miscellaneous	2013	270	285	210	143	125	75	106	94	137	144	140	158	1,308			1,887
	2014	180	160	187	136	122	70	90	83	-	-	-	-	1,028	-21.4%	▼	1,028
Misdemeanor	2013	13	27	21	23	21	37	11	21	19	42	14	34	174			283
	2014	14	25	21	31	9	30	16	26	-	-	-	-	172	-1.1%	▼	172
Non-Capital Felonies and Related Matters	2013	33	71	62	139	53	119	59	163	51	110	37	81	699			978
	2014	34	111	77	118	32	97	39	51	-	-	-	-	559	-20.0%	▼	559
Other	2013	40	28	41	41	32	30	40	32	33	34	63	23	284			437
	2014	32	29	32	28	23	33	30	34	-	-	-	-	241	-15.1%	▼	241
Other Criminally Related Matters	2013	2	4	4	3	4	2	7	4	1	9	2	5	30			47
	2014	-	2	2	3	1	2	4	4	-	-	-	-	18	-40.0%	▼	18
Probates/Wills and Trusts	2014	1	-	-	-	-	-	-	-	-	-	-	-	1			1
Probates/Wills and Trusts - Level 2	2013	1	-	-	2	-	-	-	-	-	-	-	-	3			3
	2014	-	2	-	-	2	3	2	1	-	-	-	-	10	233.3%	▲	10
Uncontested Divorce	2013	18	20	36	13	20	25	20	25	15	9	16	11	177			228
	2014	13	14	13	15	25	24	18	11	-	-	-	-	133	-24.9%	▼	133



Type of Court: Circuit

Locale/Circuit: Danville 22

Start/End Date: Jan-13 / Aug-14

Type of Case: Filings

AVG. Month: 376

2013 AVG Month: 367

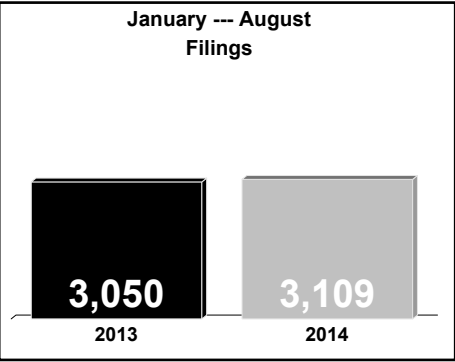
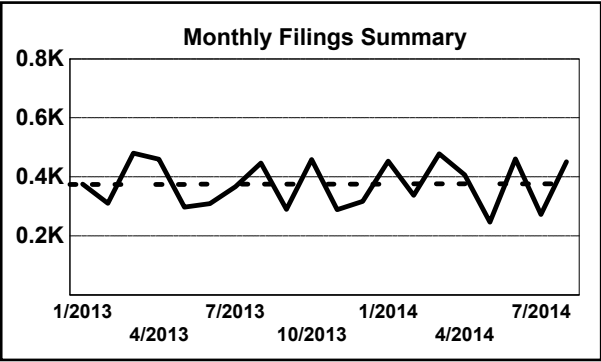
2014 AVG Month: 389

Jan-Aug 2013: 3,050

Jan-Aug 2014: 3,109

Filings Trending: Steady ↔

D  
a  
s  
h  
b  
o  
a  
r  
d



	Jan	Feb	Mar	Apr	May	Jun	Jul	Aug	Sep	Oct	Nov	Dec	Thru Aug	% Change	Trending	Total
2013	376	311	481	460	298	310	367	447	290	459	289	317	3,050			4,405
2014	454	338	478	407	247	461	273	451	-	-	-	-	3,109	1.9%	▲	3,109

		Jan	Feb	Mar	Apr	May	Jun	Jul	Aug	Sep	Oct	Nov	Dec	Thru Aug	% Change	Trending	Total
Administrative Law	2013	-	1	-	1	-	-	-	-	-	-	-	-	2			2
	2014	1	-	1	-	-	-	3	-	-	-	-	-	5	150.0%	▲	5
Capital Murder	2013	-	-	-	-	-	-	-	-	-	-	-	2	0			2
	2014	1	-	-	-	-	-	-	-	-	-	-	-	1	0.0%	↔	1
Contested Divorce	2013	2	1	2	1	3	1	2	2	2	-	6	-	14			22
	2014	3	6	6	5	7	2	3	1	-	-	-	-	33	135.7%	▲	33
Domestic and Family - Level 1	2013	9	5	6	9	2	3	9	20	6	9	6	3	63			87
	2014	2	16	2	8	6	8	2	9	-	-	-	-	53	-15.9%	▼	53
Domestic and Family - Level 2	2013	-	1	2	-	-	1	5	2	3	6	1	6	11			27
	2014	5	3	5	6	2	2	3	-	-	-	-	-	26	136.4%	▲	26
General Civil - Level 1	2013	-	-	-	-	-	-	1	1	-	-	2	-	2			4
	2014	-	1	1	1	1	-	-	1	-	-	-	-	5	150.0%	▲	5
General Civil - Level 2	2013	5	3	10	10	5	6	6	9	7	1	4	1	54			67
	2014	6	2	5	8	6	4	4	4	-	-	-	-	39	-27.8%	▼	39
General Civil - Level 3	2013	10	3	4	10	6	5	2	1	2	5	6	8	41			62
	2014	4	6	4	2	5	4	9	12	-	-	-	-	46	12.2%	▲	46
Miscellaneous	2013	100	68	110	51	64	50	28	36	66	37	48	28	507			686
	2014	63	76	75	48	33	61	50	34	-	-	-	-	440	-13.2%	▼	440
Misdemeanor	2013	64	95	116	179	67	94	76	148	32	123	63	145	839			1,202
	2014	67	97	88	144	48	128	49	108	-	-	-	-	729	-13.1%	▼	729
Non-Capital Felonies and Related Matters	2013	170	113	216	180	136	137	218	211	152	255	143	116	1,381			2,047
	2014	289	113	268	169	120	234	134	264	-	-	-	-	1,591	15.2%	▲	1,591
Other	2013	5	-	-	-	1	1	-	1	1	-	-	-	8			9
	2014	-	-	-	-	-	1	2	1	-	-	-	-	4	-50.0%	▼	4
Other Criminally Related Matters	2013	5	11	7	12	8	8	15	8	9	13	6	5	74			107
	2014	7	11	8	7	10	10	10	9	-	-	-	-	72	-2.7%	▼	72
Probates/Wills and Trusts - Level 2	2013	-	1	1	1	3	1	-	-	-	2	-	1	7			10
	2014	1	-	-	-	-	1	1	-	-	-	-	-	3	-57.1%	▼	3
Protective Orders	2013	-	-	-	-	-	-	-	1	2	1	-	-	1			4
	2014	-	-	-	-	1	-	-	-	-	-	-	-	1	0.0%	↔	1
Uncontested Divorce	2013	6	9	7	6	3	3	5	7	8	7	4	2	46			67
	2014	5	7	15	9	8	6	3	8	-	-	-	-	61	32.6%	▲	61

Type of Court: Circuit

Locale/Circuit: Roanoke County 23

Start/End Date: Jan-13 / Aug-14

Type of Case: Filings

AVG. Month: 406

2013 AVG Month: 416

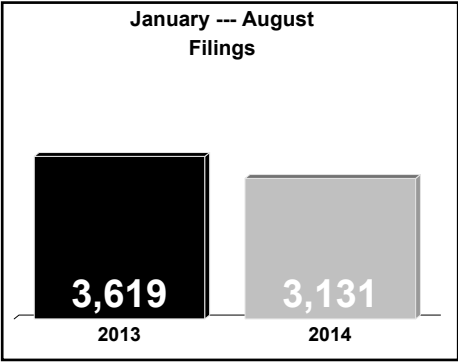
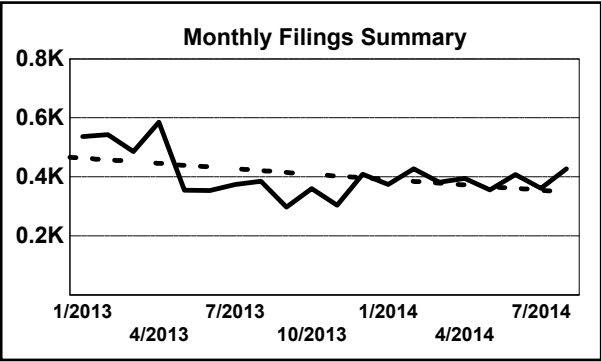
2014 AVG Month: 391

Jan-Aug 2013: 3,619

Jan-Aug 2014: 3,131

Filings Trending: Downward ▼

D  
a  
s  
h  
b  
o  
a  
r  
d



	Jan	Feb	Mar	Apr	May	Jun	Jul	Aug	Sep	Oct	Nov	Dec	Thru Aug	% Change	Trending	Total
2013	537	543	486	585	355	354	374	385	298	360	304	409	3,619			4,990
2014	375	427	382	395	356	408	361	427	-	-	-	-	3,131	-13.5%	▼	3,131

		Jan	Feb	Mar	Apr	May	Jun	Jul	Aug	Sep	Oct	Nov	Dec	Thru Aug	% Change	Trending	Total
Administrative Law	2013	-	1	-	-	-	1	-	-	1	-	-	1	2			4
	2014	-	1	-	1	-	1	1	1	-	-	-	-	5	150.0%	▲	5
Contested Divorce	2013	13	15	15	15	9	11	8	7	8	15	8	5	93			129
	2014	13	10	13	18	7	17	13	7	-	-	-	-	98	5.4%	▲	98
Domestic and Family - Level 1	2013	10	3	3	12	8	8	9	15	10	11	5	16	68			110
	2014	10	20	6	8	14	11	10	16	-	-	-	-	95	39.7%	▲	95
Domestic and Family - Level 2	2013	1	5	1	4	4	8	1	5	4	7	8	-	29			48
	2014	3	3	5	4	2	6	6	5	-	-	-	-	34	17.2%	▲	34
General Civil - Level 1	2013	1	-	1	1	-	-	1	-	1	2	1	-	4			8
	2014	1	-	1	-	-	-	-	-	-	-	-	-	2	-50.0%	▼	2
General Civil - Level 2	2013	5	13	14	13	14	7	16	14	8	13	2	13	96			132
	2014	13	6	10	9	11	14	16	10	-	-	-	-	89	-7.3%	▼	89
General Civil - Level 3	2013	4	5	1	8	22	13	9	5	2	13	3	1	67			86
	2014	9	5	7	5	22	6	4	2	-	-	-	-	60	-10.4%	▼	60
Miscellaneous	2013	358	280	245	188	159	114	140	176	144	155	162	200	1,660			2,321
	2014	211	183	197	155	130	139	128	157	-	-	-	-	1,300	-21.7%	▼	1,300
Misdemeanor	2013	25	56	28	51	30	36	44	39	29	21	21	32	309			412
	2014	27	30	31	36	35	29	31	45	-	-	-	-	264	-14.6%	▼	264
Non-Capital Felonies and Related Matters	2013	81	137	139	248	72	111	98	92	55	94	62	112	978			1,301
	2014	60	125	79	121	91	151	108	139	-	-	-	-	874	-10.6%	▼	874
Other	2013	1	1	5	4	2	4	3	2	2	-	3	1	22			28
	2014	1	3	2	2	-	-	3	3	-	-	-	-	14	-36.4%	▼	14
Other Criminally Related Matters	2013	8	11	6	5	12	13	7	5	10	5	13	8	67			103
	2014	8	11	7	8	10	8	10	15	-	-	-	-	77	14.9%	▲	77
Probates/Wills and Trusts - Level 1	2013	1	-	-	-	-	1	-	-	1	-	-	-	2			3
	2014	-	1	1	-	-	-	-	1	-	-	-	-	3	50.0%	▲	3
Probates/Wills and Trusts - Level 2	2013	4	3	3	8	4	5	9	2	4	1	3	5	38			51
	2014	1	8	3	5	15	5	5	6	-	-	-	-	48	26.3%	▲	48
Uncontested Divorce	2013	25	13	25	28	19	22	29	23	19	23	13	15	184			254
	2014	18	21	20	23	19	21	26	20	-	-	-	-	168	-8.7%	▼	168

Type of Court: Circuit

Locale/Circuit: Roanoke 23

Start/End Date: Jan-13 / Aug-14

Type of Case: Filings

AVG. Month: 471

2013 AVG Month: 477

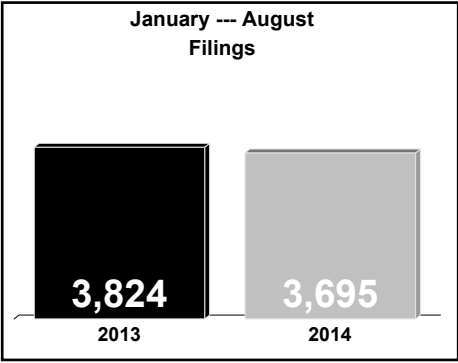
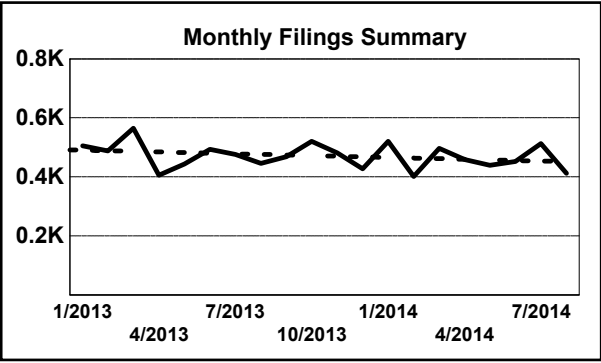
2014 AVG Month: 462

Jan-Aug 2013: 3,824

Jan-Aug 2014: 3,695

Filings Trending: Downward ▼

D  
a  
s  
h  
b  
o  
a  
r  
d



	Jan	Feb	Mar	Apr	May	Jun	Jul	Aug	Sep	Oct	Nov	Dec	Thru Aug	% Change	Trending	Total
2013	505	488	565	406	444	494	476	446	469	521	482	428	3,824			5,724
2014	521	402	497	459	439	452	513	412	-	-	-	-	3,695	-3.4%	▼	3,695

		Jan	Feb	Mar	Apr	May	Jun	Jul	Aug	Sep	Oct	Nov	Dec	Thru Aug	% Change	Trending	Total
Administrative Law	2013	-	-	1	1	-	-	-	-	1	-	-	-	2			3
	2014	-	1	1	-	-	1	-	-	-	-	-	-	3	50.0%	▲	3
Capital Murder	2013	-	-	-	-	-	-	-	-	-	-	1	-	0	0.0%	↔	1
Contested Divorce	2013	15	13	6	16	11	13	11	5	14	8	17	12	90	0.0%	↔	141
	2014	9	8	11	15	9	13	15	8	-	-	-	-	88	-2.2%	▼	88
Domestic and Family - Level 1	2013	3	8	15	10	17	30	17	29	27	14	28	15	129			213
	2014	25	16	15	25	16	14	24	8	-	-	-	-	143	10.9%	▲	143
Domestic and Family - Level 2	2013	-	4	5	4	4	4	4	1	3	5	-	1	26			35
	2014	1	5	6	3	3	4	4	4	-	-	-	-	30	15.4%	▲	30
General Civil - Level 1	2013	11	6	11	5	11	4	6	4	7	3	10	4	58			82
	2014	9	7	4	7	9	5	3	6	-	-	-	-	50	-13.8%	▼	50
General Civil - Level 2	2013	24	19	29	28	34	29	22	22	30	23	18	19	207			297
	2014	21	23	35	24	36	14	25	27	-	-	-	-	205	-1.0%	▼	205
General Civil - Level 3	2013	13	7	11	4	5	16	18	20	9	6	7	3	94			119
	2014	12	6	12	14	5	10	2	7	-	-	-	-	68	-27.7%	▼	68
Miscellaneous	2013	196	173	159	132	111	105	122	110	92	110	114	127	1,108			1,551
	2014	155	108	128	107	98	102	119	108	-	-	-	-	925	-16.5%	▼	925
Misdemeanor	2013	31	23	44	33	39	53	47	33	49	46	46	30	303			474
	2014	44	24	48	40	31	40	53	32	-	-	-	-	312	3.0%	▲	312
Non-Capital Felonies and Related Matters	2013	165	185	208	121	151	179	174	169	180	246	186	174	1,352			2,138
	2014	180	164	189	160	180	182	211	158	-	-	-	-	1,424	5.3%	▲	1,424
Other	2013	5	1	1	3	5	3	2	-	-	3	3	1	20			27
	2014	5	2	4	1	11	11	11	6	-	-	-	-	51	155.0%	▲	51
Other Criminally Related Matters	2013	14	19	21	18	15	26	17	20	22	30	16	12	150			230
	2014	27	16	7	34	14	30	22	15	-	-	-	-	165	10.0%	▲	165
Probates/Wills and Trusts - Level 1	2013	-	-	-	-	-	1	-	1	-	-	-	-	2			2
	2014	-	-	-	1	-	-	-	-	-	-	-	-	1	-50.0%	▼	1
Probates/Wills and Trusts - Level 2	2013	1	1	3	3	4	4	6	5	4	5	1	5	27			42
	2014	4	2	-	4	4	-	3	3	-	-	-	-	20	-25.9%	▼	20
Uncontested Divorce	2013	27	29	51	28	37	27	30	27	31	22	35	25	256			369
	2014	29	20	37	24	23	26	21	30	-	-	-	-	210	-18.0%	▼	210

Type of Court: Circuit

Locale/Circuit: Salem 23

Start/End Date: Jan-13 / Aug-14

Type of Case: Filings

AVG. Month: 126

2013 AVG Month: 130

2014 AVG Month: 120

Jan-Aug 2013: 1,094

Jan-Aug 2014: 963

Filings Trending: Downward ▼

D

a

s

h

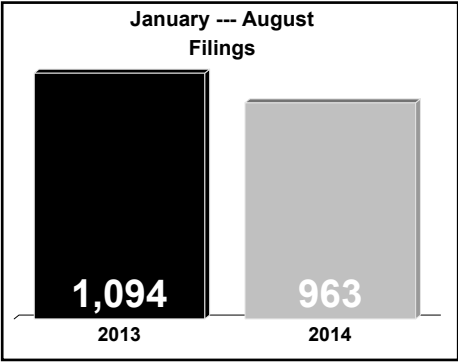
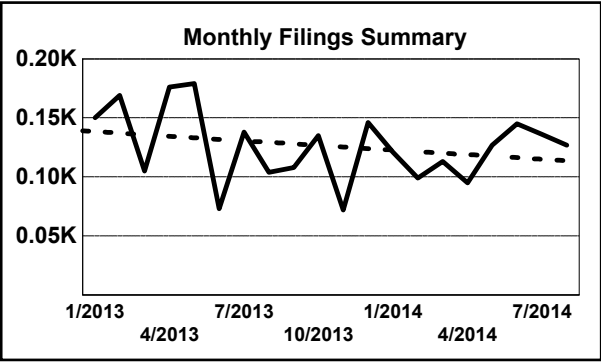
b

o

a

r

d



	Jan	Feb	Mar	Apr	May	Jun	Jul	Aug	Sep	Oct	Nov	Dec	Thru Aug	% Change	Trending	Total
2013	150	169	105	176	179	73	138	104	108	135	72	146	1,094			1,555
2014	121	99	113	95	127	145	136	127	-	-	-	-	963	-12.0%	▼	963

		Jan	Feb	Mar	Apr	May	Jun	Jul	Aug	Sep	Oct	Nov	Dec	Thru Aug	% Change	Trending	Total
Contested Divorce	2013	4	2	7	13	6	5	6	8	8	2	5	1	51			67
	2014	2	1	2	7	4	9	15	3	-	-	-	-	43	-15.7%	▼	43
Domestic and Family - Lev	2014	1	-	-	-	-	-	-	-	-	-	-	-	1			1
Domestic and Family - Level 2	2013	1	-	-	1	-	-	1	-	2	-	-	-	3			5
	2014	-	-	-	-	-	1	1	2	-	-	-	-	4	33.3%	▲	4
General Civil - Level 1	2013	-	1	-	1	-	1	-	-	-	1	1	1	3			6
	2014	1	2	-	1	-	-	1	2	-	-	-	-	7	133.3%	▲	7
General Civil - Level 2	2013	7	1	4	6	4	3	5	4	5	3	3	7	34			52
	2014	6	7	3	4	8	2	6	4	-	-	-	-	40	17.6%	▲	40
General Civil - Level 3	2013	-	-	-	2	3	1	-	-	3	1	-	1	6			11
	2014	1	3	1	2	-	4	1	3	-	-	-	-	15	150.0%	▲	15
Miscellaneous	2013	74	59	45	65	41	25	29	37	35	33	21	33	375			497
	2014	46	51	37	30	36	32	34	39	-	-	-	-	305	-18.7%	▼	305
Misdemeanor	2013	14	13	13	13	17	3	7	11	9	10	5	7	91			122
	2014	6	1	12	6	12	3	9	14	-	-	-	-	63	-30.8%	▼	63
Non-Capital Felonies and Related Matters	2013	39	80	28	66	102	28	85	33	36	76	32	88	461			693
	2014	55	26	49	28	60	87	62	41	-	-	-	-	408	-11.5%	▼	408
Other Criminally Related Matters	2013	3	3	1	2	1	2	3	4	-	1	1	2	19			23
	2014	1	-	4	6	1	1	1	3	-	-	-	-	17	-10.5%	▼	17
Probates/Wills and Trusts	2013	-	-	-	-	1	-	-	-	-	-	-	-	1			1
Probates/Wills and Trusts - Level 2	2013	2	1	2	-	-	-	-	2	-	2	2	1	7			12
	2014	-	-	2	3	5	-	-	2	-	-	-	-	12	71.4%	▲	12
Uncontested Divorce	2013	6	9	5	7	4	5	2	5	10	6	2	5	43			66
	2014	2	8	3	8	1	6	6	14	-	-	-	-	48	11.6%	▲	48

Type of Court: Circuit

Locale/Circuit: Amherst 24

Start/End Date: Jan-13 / Aug-14

Type of Case: Filings

AVG. Month: 185

2013 AVG Month: 182

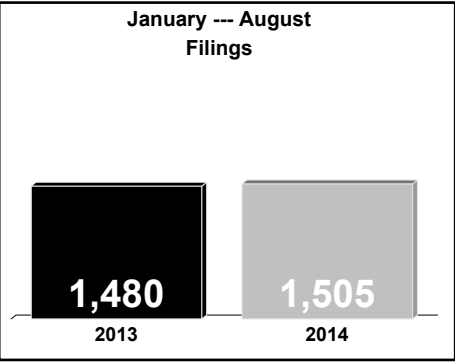
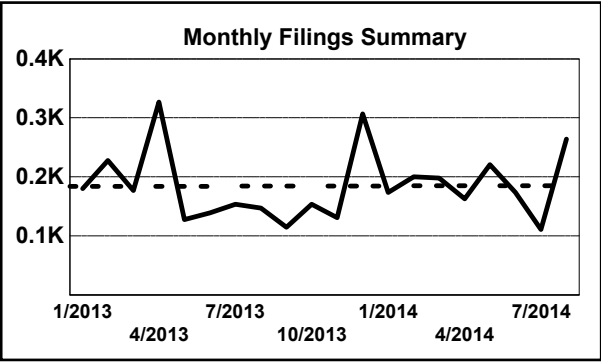
2014 AVG Month: 188

Jan-Aug 2013: 1,480

Jan-Aug 2014: 1,505

Filings Trending: Steady ↔

D  
a  
s  
h  
b  
o  
a  
r  
d

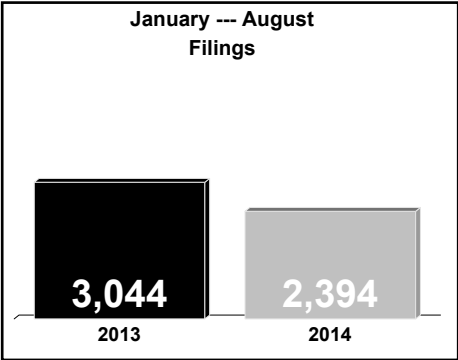
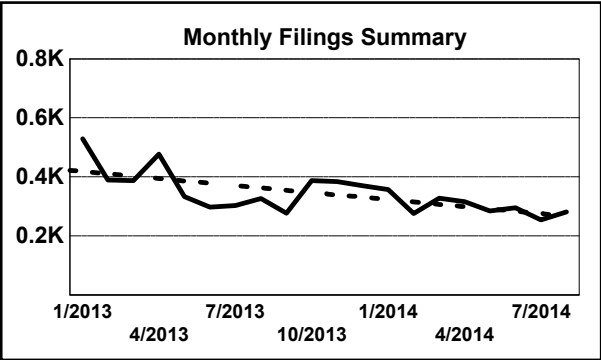


	Jan	Feb	Mar	Apr	May	Jun	Jul	Aug	Sep	Oct	Nov	Dec	Thru Aug	% Change	Trending	Total
2013	180	228	177	327	128	139	154	147	115	154	131	307	1,480			2,187
2014	174	200	198	163	221	174	111	264	-	-	-	-	1,505	1.7%	▲	1,505

		Jan	Feb	Mar	Apr	May	Jun	Jul	Aug	Sep	Oct	Nov	Dec	Thru Aug	% Change	Trending	Total
Administrative Law	2013	-	-	-	2	-	1	1	-	-	-	-	-	4			4
Contested Divorce	2013	6	-	2	6	2	1	3	6	3	1	4	4	26			38
	2014	5	3	3	8	4	3	1	1	-	-	-	-	28	7.7%	▲	28
Domestic and Family - Level 1	2013	-	2	4	3	-	-	2	3	2	2	2	2	14			22
	2014	-	2	1	4	-	-	-	-	-	-	-	-	7	-50.0%	▼	7
Domestic and Family - Level 2	2013	-	-	-	-	-	1	1	1	-	1	-	1	3			5
	2014	-	-	1	-	-	2	1	-	-	-	-	-	4	33.3%	▲	4
General Civil - Level 1	2013	2	-	-	1	-	-	1	-	-	1	-	-	4			5
	2014	-	1	-	-	-	-	-	-	-	-	-	-	1	-75.0%	▼	1
General Civil - Level 2	2013	2	2	3	3	6	1	6	4	9	5	2	3	27			46
	2014	9	2	4	2	6	6	2	3	-	-	-	-	34	25.9%	▲	34
General Civil - Level 3	2013	5	3	6	3	1	5	5	3	-	1	4	3	31			39
	2014	12	2	4	4	-	2	8	2	-	-	-	-	34	9.7%	▲	34
Miscellaneous	2013	114	135	112	88	58	53	54	52	52	66	69	86	666			939
	2014	92	85	94	67	62	52	51	58	-	-	-	-	561	-15.8%	▼	561
Misdemeanor	2013	5	18	11	8	13	3	15	18	8	13	6	14	91			132
	2014	10	11	10	11	18	17	2	31	-	-	-	-	110	20.9%	▲	110
Non-Capital Felonies and Related Matters	2013	24	48	10	179	19	53	39	42	12	41	21	163	414			651
	2014	13	68	56	41	99	67	20	136	-	-	-	-	500	20.8%	▲	500
Other	2013	16	14	19	19	22	15	17	12	20	14	16	23	134			207
	2014	24	16	17	10	18	18	13	20	-	-	-	-	136	1.5%	▲	136
Other Criminally Related Matters	2013	2	-	2	6	1	2	-	-	3	3	2	3	13			24
	2014	3	5	3	3	7	1	3	7	-	-	-	-	32	146.2%	▲	32
Probates/Wills and Trusts	2014	-	2	-	-	-	-	-	-	-	-	-	-	2			2
Probates/Wills and Trusts - Level 2	2013	-	1	1	-	1	1	2	-	-	3	1	-	6			10
	2014	-	-	-	4	2	-	-	1	-	-	-	-	7	16.7%	▲	7
Uncontested Divorce	2013	4	5	7	9	5	3	8	6	6	3	4	5	47			65
	2014	6	3	5	9	5	6	10	5	-	-	-	-	49	4.3%	▲	49

Type of Court: Circuit  
Locale/Circuit: Bedford 24  
Start/End Date: Jan-13 / Aug-14  
Type of Case: Filings  
AVG. Month: 343  
2013 AVG Month: 372  
2014 AVG Month: 299  
Jan-Aug 2013: 3,044  
Jan-Aug 2014: 2,394  
Filings Trending: Downward ▼

D  
a  
s  
h  
b  
o  
a  
r  
d



	Jan	Feb	Mar	Apr	May	Jun	Jul	Aug	Sep	Oct	Nov	Dec	Thru Aug	% Change	Trending	Total
2013	529	390	387	477	333	298	303	327	277	388	384	370	3,044			4,463
2014	357	276	328	316	285	296	255	281	-	-	-	-	2,394	-21.4%	▼	2,394

		Jan	Feb	Mar	Apr	May	Jun	Jul	Aug	Sep	Oct	Nov	Dec	Thru Aug	% Change	Trending	Total
Administrative Law	2013	-	-	-	1	1	-	1	1	-	-	-	-	4			4
	2014	-	1	-	-	-	-	-	-	-	-	-	-	1	-75.0%	▼	1
Contested Divorce	2013	7	5	7	3	10	8	3	3	3	5	4	7	46			65
	2014	8	5	7	7	3	4	13	8	-	-	-	-	55	19.6%	▲	55
Domestic and Family - Level 1	2013	13	-	4	10	6	11	2	5	7	9	4	17	51			88
	2014	2	3	9	11	3	9	2	11	-	-	-	-	50	-2.0%	▼	50
Domestic and Family - Level 2	2013	13	2	6	6	5	3	8	1	3	6	4	5	44			62
	2014	5	6	3	5	11	6	10	5	-	-	-	-	51	15.9%	▲	51
General Civil - Level 1	2013	2	-	1	3	-	1	1	-	-	-	-	2	8			10
	2014	-	-	-	1	-	-	-	-	-	-	-	-	1	-87.5%	▼	1
General Civil - Level 2	2013	14	8	12	11	12	5	8	7	9	17	16	10	77			129
	2014	9	10	13	5	6	12	8	10	-	-	-	-	73	-5.2%	▼	73
General Civil - Level 3	2013	2	1	2	3	7	9	2	7	2	5	4	5	33			49
	2014	10	7	11	7	3	2	2	2	-	-	-	-	44	33.3%	▲	44
Miscellaneous	2013	353	298	241	240	161	131	151	150	162	226	204	200	1,725			2,517
	2014	237	190	175	174	132	120	123	149	-	-	-	-	1,300	-24.6%	▼	1,300
Misdemeanor	2013	13	7	18	11	28	18	13	11	17	16	25	12	119			189
	2014	13	10	13	9	25	16	13	17	-	-	-	-	116	-2.5%	▼	116
Non-Capital Felonies and Related Matters	2013	74	45	52	158	70	90	69	103	28	68	83	84	661			924
	2014	50	20	61	53	69	92	62	45	-	-	-	-	452	-31.6%	▼	452
Other	2013	4	4	5	6	3	8	8	8	6	7	7	5	46			71
	2014	3	5	9	4	8	8	4	4	-	-	-	-	45	-2.2%	▼	45
Other Criminally Related Matters	2013	16	-	25	6	9	1	16	9	29	9	14	7	82			141
	2014	3	5	7	14	13	11	7	12	-	-	-	-	72	-12.2%	▼	72
Probates/Wills and Trusts - Level 1	2013	1	-	-	-	-	-	-	-	-	-	-	-	1			1
	2014	-	1	-	-	1	-	1	-	-	-	-	-	3	200.0%	▲	3
Probates/Wills and Trusts - Level 2	2013	-	-	1	-	1	3	1	1	1	1	3	2	7			14
	2014	3	1	2	3	-	1	-	1	-	-	-	-	11	57.1%	▲	11
Uncontested Divorce	2013	17	20	13	19	20	10	20	21	10	19	16	14	140			199
	2014	14	12	18	23	11	15	10	17	-	-	-	-	120	-14.3%	▼	120

Type of Court: Circuit

Locale/Circuit: Campbell 24

Start/End Date: Jan-13 / Aug-14

Type of Case: Filings

AVG. Month: 259

2013 AVG Month: 265

2014 AVG Month: 249

Jan-Aug 2013: 2,123

Jan-Aug 2014: 1,993

Filings Trending: Downward ▼

D

a

s

h

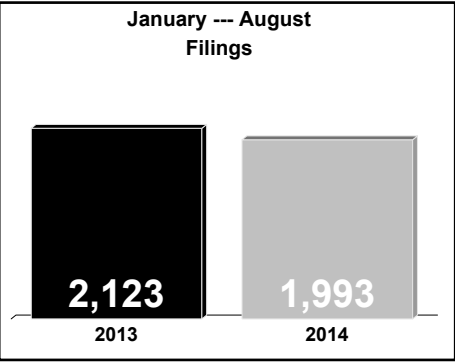
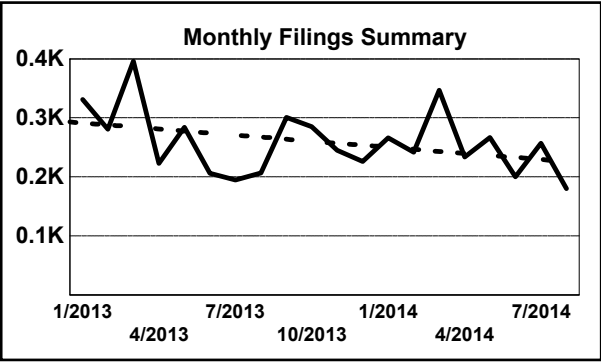
b

o

a

r

d

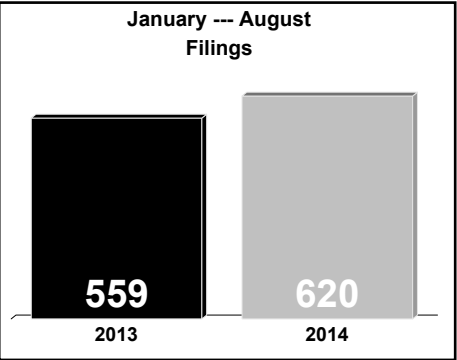
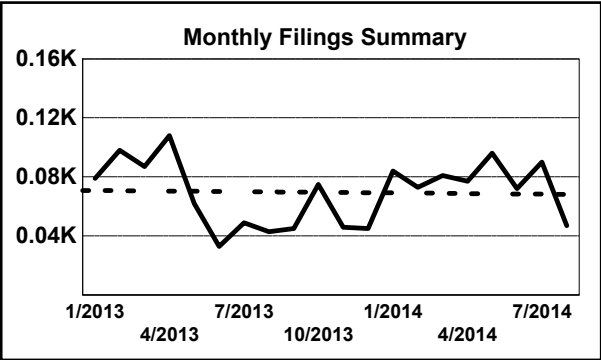


	Jan	Feb	Mar	Apr	May	Jun	Jul	Aug	Sep	Oct	Nov	Dec	Thru Aug	% Change	Trending	Total
2013	331	281	396	223	284	206	195	207	301	285	245	226	2,123			3,180
2014	266	242	347	234	267	200	257	180	-	-	-	-	1,993	-6.1%	▼	1,993

		Jan	Feb	Mar	Apr	May	Jun	Jul	Aug	Sep	Oct	Nov	Dec	Thru Aug	% Change	Trending	Total
Administrative Law	2013	-	-	-	-	-	-	1	1	1	-	-	3	2			6
	2014	1	-	-	-	-	-	-	-	-	-	-	-	1	-50.0%	▼	1
Contested Divorce	2013	2	6	5	5	3	9	4	-	5	3	-	4	34			46
	2014	4	6	8	4	5	6	10	1	-	-	-	-	44	29.4%	▲	44
Domestic and Family - Level 1	2013	1	7	1	3	8	2	2	5	5	3	1	2	29			40
	2014	1	12	1	2	5	2	1	8	-	-	-	-	32	10.3%	▲	32
Domestic and Family - Level 2	2013	-	1	6	1	2	3	5	-	2	1	4	1	18			26
	2014	1	2	2	2	8	5	2	3	-	-	-	-	25	38.9%	▲	25
General Civil - Level 1	2013	-	-	2	2	-	1	-	-	-	1	1	1	5			8
	2014	-	-	2	1	1	-	1	1	-	-	-	-	6	20.0%	▲	6
General Civil - Level 2	2013	3	5	6	7	10	8	10	7	5	4	11	11	56			87
	2014	6	3	9	10	14	5	6	6	-	-	-	-	59	5.4%	▲	59
General Civil - Level 3	2013	1	17	5	4	4	1	10	-	4	3	2	19	42			70
	2014	5	4	-	3	-	7	2	4	-	-	-	-	25	-40.5%	▼	25
Miscellaneous	2013	197	167	176	153	104	76	84	98	97	109	111	119	1,055			1,491
	2014	120	129	129	121	87	72	76	78	-	-	-	-	812	-23.0%	▼	812
Misdemeanor	2013	41	19	44	11	28	27	19	17	18	22	41	22	206			309
	2014	31	23	19	13	24	25	38	15	-	-	-	-	188	-8.7%	▼	188
Non-Capital Felonies and Related Matters	2013	74	42	118	17	106	72	35	62	137	119	55	24	526			861
	2014	74	35	154	53	102	54	94	33	-	-	-	-	599	13.9%	▲	599
Other	2013	4	4	11	4	7	1	9	2	7	6	6	5	42			66
	2014	5	10	4	6	3	8	8	8	-	-	-	-	52	23.8%	▲	52
Other Criminally Related Matters	2013	2	6	8	5	3	2	5	5	3	4	4	8	36			55
	2014	7	7	3	1	4	-	8	5	-	-	-	-	35	-2.8%	▼	35
Probates/Wills and Trusts - Level 1	2013	-	-	1	-	-	-	-	-	-	-	-	-	1			1
	2014	-	-	-	-	-	-	1	-	-	-	-	-	1	0.0%	↔	1
Probates/Wills and Trusts - Level 2	2013	-	-	1	1	1	1	1	3	-	-	1	-	8			9
	2014	-	2	1	2	1	-	-	1	-	-	-	-	7	-12.5%	▼	7
Protective Orders	2014	1	-	-	-	-	-	-	-	-	-	-	-	1			1
Uncontested Divorce	2013	6	7	12	10	8	3	10	7	17	10	8	7	63			105
	2014	10	9	15	16	13	16	10	17	-	-	-	-	106	68.3%	▲	106

Type of Court: Circuit  
Locale/Circuit: Nelson 24  
Start/End Date: Jan-13 / Aug-14  
Type of Case: Filings  
AVG. Month: 70  
2013 AVG Month: 64  
2014 AVG Month: 78  
Jan-Aug 2013: 559  
Jan-Aug 2014: 620  
Filings Trending: Upward ▲

D  
a  
s  
h  
b  
o  
a  
r  
d



	Jan	Feb	Mar	Apr	May	Jun	Jul	Aug	Sep	Oct	Nov	Dec	Thru Aug	% Change	Trending	Total
2013	79	98	87	108	62	33	49	43	45	75	46	45	559			770
2014	84	73	81	77	96	72	90	47	-	-	-	-	620	10.9%	▲	620

		Jan	Feb	Mar	Apr	May	Jun	Jul	Aug	Sep	Oct	Nov	Dec	Thru Aug	% Change	Trending	Total
Administrative Law	2014	-	-	-	-	1	-	-	-	-	-	-	-	1			1
Contested Divorce	2013	-	2	2	2	-	1	3	-	-	2	2	-	10			14
	2014	5	-	-	2	-	-	1	-	-	-	-	-	8	-20.0%	▼	8
Domestic and Family - Level 1	2013	-	10	-	-	3	8	2	-	-	-	-	-	23			23
	2014	-	-	4	-	-	-	-	-	-	-	-	-	4	-82.6%	▼	4
Domestic and Family - Level 2	2013	-	1	2	-	-	1	-	-	-	-	-	-	4			4
	2014	-	-	2	4	-	-	-	-	-	-	-	-	6	50.0%	▲	6
General Civil - Level 1	2013	-	-	-	-	-	-	-	-	-	-	-	1	0			1
	2014	1	-	1	-	-	-	-	-	-	-	-	-	2	0.0%	↔	2
General Civil - Level 2	2013	1	-	1	1	2	-	-	-	2	1	2	1	5			11
	2014	4	1	-	2	-	2	2	3	-	-	-	-	14	180.0%	▲	14
General Civil - Level 3	2013	1	3	3	1	5	2	10	-	1	4	1	1	25			32
	2014	11	9	3	15	2	1	7	4	-	-	-	-	52	108.0%	▲	52
Miscellaneous	2013	53	64	29	41	34	17	19	31	27	28	22	23	288			388
	2014	36	46	38	31	27	27	31	15	-	-	-	-	251	-12.8%	▼	251
Misdemeanor	2013	11	3	2	4	2	-	1	-	4	6	4	5	23			42
	2014	6	4	3	1	3	5	9	3	-	-	-	-	34	47.8%	▲	34
Non-Capital Felonies and Related Matters	2013	10	11	42	54	11	-	3	8	9	27	11	4	139			190
	2014	20	12	24	14	56	14	28	17	-	-	-	-	185	33.1%	▲	185
Other	2013	2	1	3	-	-	1	-	2	-	1	-	2	9			12
	2014	-	-	1	2	2	6	1	2	-	-	-	-	14	55.6%	▲	14
Other Criminally Related Matters	2013	-	1	1	2	2	2	4	2	1	3	1	3	14			22
	2014	-	-	1	2	2	14	6	-	-	-	-	-	25	78.6%	▲	25
Probates/Wills and Trusts	2013	-	-	-	-	-	-	-	-	-	-	-	1	0			1
Probates/Wills and Trusts - Level 2	2013	-	-	-	-	-	1	-	-	-	-	-	1	1	0.0%	↔	2
	2014	1	-	-	-	1	-	2	2	-	-	-	-	6	500.0%	▲	6
Uncontested Divorce	2013	1	2	2	3	3	-	7	-	1	3	3	3	18			28
	2014	-	1	4	4	2	3	3	1	-	-	-	-	18	0.0%	↔	18



Type of Court: Circuit

Locale/Circuit: Lynchburg 24

Start/End Date: Jan-13 / Aug-14

Type of Case: Filings

AVG. Month: 374

2013 AVG Month: 385

2014 AVG Month: 359

Jan-Aug 2013: 3,292

Jan-Aug 2014: 2,870

Filings Trending: Downward ▼

D

a

s

h

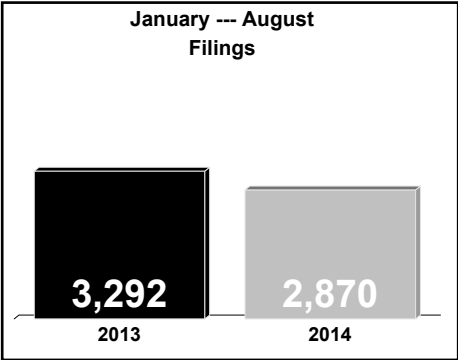
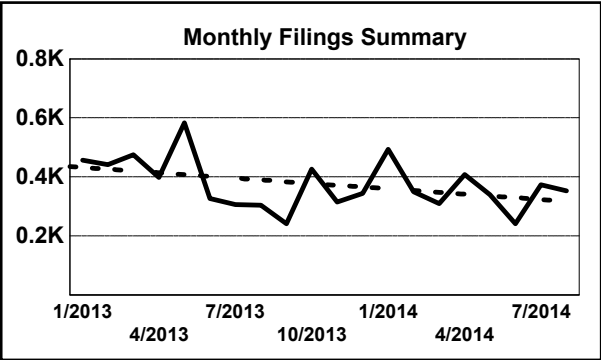
b

o

a

r

d



	Jan	Feb	Mar	Apr	May	Jun	Jul	Aug	Sep	Oct	Nov	Dec	Thru Aug	% Change	Trending	Total
2013	457	442	475	398	583	327	306	304	242	426	315	344	3,292			4,619
2014	494	350	310	408	340	242	373	353	-	-	-	-	2,870	-12.8%	▼	2,870

		Jan	Feb	Mar	Apr	May	Jun	Jul	Aug	Sep	Oct	Nov	Dec	Thru Aug	% Change	Trending	Total
Administrative Law	2013	-	-	1	1	1	-	-	1	1	-	1	-	4			6
	2014	1	-	-	-	-	-	-	2	-	-	-	-	3	-25.0%	▼	3
Contested Divorce	2013	13	15	14	17	11	15	7	9	11	14	7	14	101			147
	2014	14	14	15	13	14	4	7	3	-	-	-	-	84	-16.8%	▼	84
Domestic and Family - Level 1	2013	26	16	9	8	32	8	10	16	5	2	17	22	125			171
	2014	66	8	10	25	12	1	25	17	-	-	-	-	164	31.2%	▲	164
Domestic and Family - Level 2	2013	4	2	3	3	4	4	2	5	6	6	1	2	27			42
	2014	-	3	4	2	1	1	-	2	-	-	-	-	13	-51.9%	▼	13
General Civil - Level 1	2013	4	1	7	9	3	1	2	-	5	3	3	4	27			42
	2014	1	2	1	-	5	3	3	4	-	-	-	-	19	-29.6%	▼	19
General Civil - Level 2	2013	15	8	23	4	25	15	11	8	17	18	16	26	109			186
	2014	15	13	21	13	17	8	9	6	-	-	-	-	102	-6.4%	▼	102
General Civil - Level 3	2013	7	5	15	8	13	10	9	8	5	14	6	12	75			112
	2014	7	11	9	8	7	1	6	2	-	-	-	-	51	-32.0%	▼	51
Miscellaneous	2013	154	177	154	129	111	80	81	74	77	84	83	90	960			1,294
	2014	85	95	102	72	77	41	66	64	-	-	-	-	602	-37.3%	▼	602
Misdemeanor	2013	56	29	55	51	69	32	56	46	27	69	31	29	394			550
	2014	91	29	33	53	50	28	42	28	-	-	-	-	354	-10.2%	▼	354
Non-Capital Felonies and Related Matters	2013	132	135	141	130	275	115	94	110	62	174	126	111	1,132			1,605
	2014	170	140	73	172	128	97	176	186	-	-	-	-	1,142	0.9%	▲	1,142
Other	2013	3	4	4	3	4	1	1	2	2	6	2	2	22			34
	2014	4	1	4	7	2	13	5	4	-	-	-	-	40	81.8%	▲	40
Other Criminally Related Matters	2013	6	7	3	9	7	11	7	3	4	4	5	4	53			70
	2014	10	5	4	7	6	11	7	2	-	-	-	-	52	-1.9%	▼	52
Probates/Wills and Trusts - Level 1	2013	1	-	-	-	-	-	-	-	-	-	-	-	1			1
	2014	-	-	-	-	2	-	1	-	-	-	-	-	3	200.0%	▲	3
Probates/Wills and Trusts - Level 2	2013	2	1	1	-	1	8	5	2	-	2	1	4	20			27
	2014	1	1	3	1	4	4	3	3	-	-	-	-	20	0.0%	↔	20
Protective Orders	2013	1	-	1	1	-	-	-	-	-	-	-	-	3			3
Uncontested Divorce	2013	33	42	44	25	27	27	21	20	20	30	16	24	239			329
	2014	29	28	31	35	15	30	23	30	-	-	-	-	221	-7.5%	▼	221

Type of Court: Circuit

Locale/Circuit: Alleghany 25

Start/End Date: Jan-13 / Aug-14

Type of Case: Filings

AVG. Month: 136

2013 AVG Month: 133

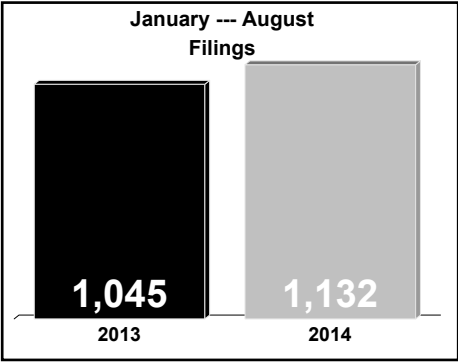
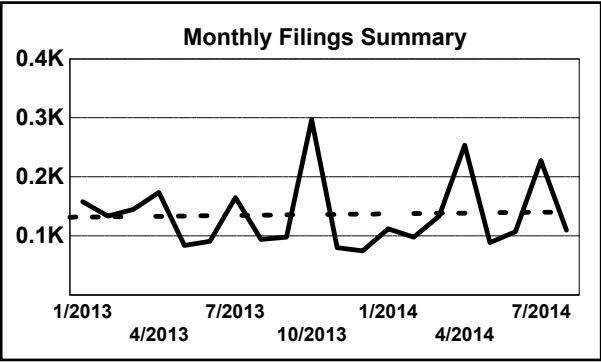
2014 AVG Month: 142

Jan-Aug 2013: 1,045

Jan-Aug 2014: 1,132

Filings Trending: Upward ▲

D  
a  
s  
h  
b  
o  
a  
r  
d



	Jan	Feb	Mar	Apr	May	Jun	Jul	Aug	Sep	Oct	Nov	Dec	Thru Aug	% Change	Trending	Total
2013	158	134	145	174	84	91	165	94	98	297	80	75	1,045			1,595
2014	112	98	134	254	89	107	228	110	-	-	-	-	1,132	8.3%	▲	1,132

		Jan	Feb	Mar	Apr	May	Jun	Jul	Aug	Sep	Oct	Nov	Dec	Thru Aug	% Change	Trending	Total
Administrative Law	2013	1	-	-	-	-	-	-	1	-	-	-	-	2			2
	2014	-	-	-	-	1	-	-	-	-	-	-	-	1	-50.0%	▼	1
Capital Murder	2014	-	-	-	2	-	-	-	-	-	-	-	-	2			2
Contested Divorce	2013	-	1	2	3	2	1	2	4	1	2	2	2	15			22
	2014	3	1	9	3	7	1	2	4	-	-	-	-	30	100.0%	▲	30
Domestic and Family - Level 1	2013	-	1	-	2	1	1	2	-	1	-	1	3	7			12
	2014	-	1	1	-	-	-	1	-	-	-	-	-	3	-57.1%	▼	3
Domestic and Family - Level 2	2013	-	1	-	2	1	5	1	-	-	-	-	-	10			10
	2014	1	-	1	3	-	3	1	-	-	-	-	-	9	-10.0%	▼	9
General Civil - Level 1	2013	-	-	-	-	1	-	-	-	-	-	-	2	1			3
	2014	-	1	-	1	-	1	-	-	-	-	-	-	3	200.0%	▲	3
General Civil - Level 2	2013	1	3	4	7	-	4	-	3	1	2	3	-	22			28
	2014	3	1	3	1	1	3	2	2	-	-	-	-	16	-27.3%	▼	16
General Civil - Level 3	2013	1	1	2	-	2	3	1	1	6	4	1	5	11			27
	2014	2	-	2	-	2	-	-	2	-	-	-	-	8	-27.3%	▼	8
Miscellaneous	2013	68	76	80	44	35	35	39	51	42	40	25	32	428			567
	2014	42	47	59	45	25	33	38	45	-	-	-	-	334	-22.0%	▼	334
Misdemeanor	2013	16	13	5	18	14	11	19	2	8	24	5	10	98			145
	2014	10	8	9	8	4	9	20	5	-	-	-	-	73	-25.5%	▼	73
Non-Capital Felonies and Related Matters	2013	62	22	40	87	16	24	92	18	27	212	32	14	361			646
	2014	43	31	35	181	35	39	152	36	-	-	-	-	552	52.9%	▲	552
Other	2013	3	2	2	2	1	4	2	4	2	3	2	-	20			27
	2014	3	3	5	2	3	7	4	2	-	-	-	-	29	45.0%	▲	29
Other Criminally Related Matters	2013	2	1	-	1	1	-	2	2	3	3	-	3	9			18
	2014	-	1	2	1	3	3	2	3	-	-	-	-	15	66.7%	▲	15
Probates/Wills and Trusts	2014	-	-	-	-	-	-	-	1	-	-	-	-	1			1
Probates/Wills and Trusts - Level 2	2013	-	2	-	3	2	1	1	-	1	-	2	-	9			12
	2014	1	1	1	1	-	-	-	3	-	-	-	-	7	-22.2%	▼	7
Protective Orders	2013	-	-	-	-	1	-	-	-	-	-	-	-	1			1
Uncontested Divorce	2013	4	11	10	5	7	2	4	8	6	7	7	4	51			75
	2014	4	3	7	6	8	8	6	7	-	-	-	-	49	-3.9%	▼	49

Type of Court: Circuit

Locale/Circuit: Augusta 25

Start/End Date: Jan-13 / Aug-14

Type of Case: Filings

AVG. Month: 377

2013 AVG Month: 364

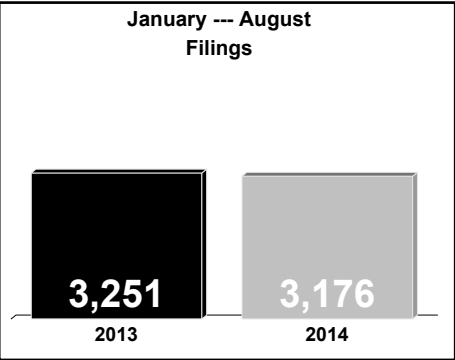
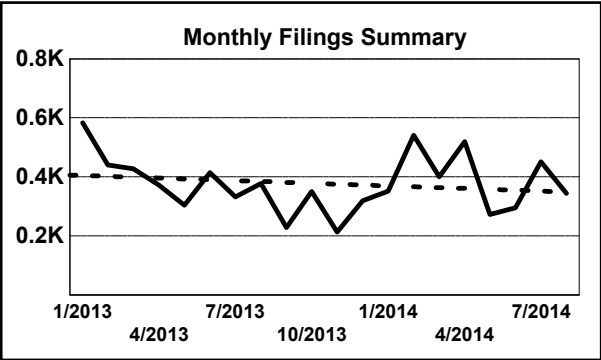
2014 AVG Month: 397

Jan-Aug 2013: 3,251

Jan-Aug 2014: 3,176

Filings Trending: Steady ↔

D  
a  
s  
h  
b  
o  
a  
r  
d



	Jan	Feb	Mar	Apr	May	Jun	Jul	Aug	Sep	Oct	Nov	Dec	Thru Aug	% Change	Trending	Total
2013	583	440	427	372	304	415	332	378	228	351	213	319	3,251			4,362
2014	352	541	400	519	273	296	451	344	-	-	-	-	3,176	-2.3%	▼	3,176

		Jan	Feb	Mar	Apr	May	Jun	Jul	Aug	Sep	Oct	Nov	Dec	Thru Aug	% Change	Trending	Total
Administrative Law	2013	1	-	-	-	2	-	1	-	1	-	-	1	4			6
	2014	-	1	-	-	1	1	-	-	-	-	-	-	3	-25.0%	▼	3
Capital Murder	2014	1	-	-	-	-	-	-	-	-	-	-	-	1			1
Contested Divorce	2013	5	6	3	1	3	4	7	5	2	6	3	4	34			49
	2014	2	5	6	9	3	5	5	4	-	-	-	-	39	14.7%	▲	39
Domestic and Family - Level 1	2013	11	10	10	9	16	5	6	10	6	11	17	6	77			117
	2014	20	20	12	-	19	11	-	29	-	-	-	-	111	44.2%	▲	111
Domestic and Family - Level 2	2013	3	5	5	4	11	10	6	6	5	6	7	4	50			72
	2014	5	8	16	9	7	12	9	4	-	-	-	-	70	40.0%	▲	70
General Civil - Level 1	2013	-	-	1	-	-	-	1	1	-	-	-	2	3			5
	2014	-	1	1	1	3	-	2	-	-	-	-	-	8	166.7%	▲	8
General Civil - Level 2	2013	10	8	5	7	8	6	8	8	3	5	6	7	60			81
	2014	7	7	4	9	7	3	3	9	-	-	-	-	49	-18.3%	▼	49
General Civil - Level 3	2013	1	4	3	1	4	8	4	8	5	3	-	6	33			47
	2014	2	2	6	8	1	1	-	3	-	-	-	-	23	-30.3%	▼	23
Miscellaneous	2013	357	282	221	172	145	95	139	136	116	127	126	149	1,547			2,065
	2014	184	247	228	196	114	127	106	128	-	-	-	-	1,330	-14.0%	▼	1,330
Misdemeanor	2013	14	12	5	4	5	3	11	9	7	5	10	9	63			94
	2014	7	9	8	7	4	8	21	8	-	-	-	-	72	14.3%	▲	72
Non-Capital Felonies and Related Matters	2013	161	92	144	146	79	264	118	170	54	153	31	101	1,174			1,513
	2014	91	215	97	236	90	87	265	128	-	-	-	-	1,209	3.0%	▲	1,209
Other	2013	11	9	11	12	7	9	10	9	10	12	4	13	78			117
	2014	14	10	7	14	7	18	21	12	-	-	-	-	103	32.1%	▲	103
Other Criminally Related Matters	2013	3	-	2	1	3	-	3	4	4	2	3	3	16			28
	2014	2	1	2	3	3	2	3	6	-	-	-	-	22	37.5%	▲	22
Probates/Wills and Trusts - Level 1	2013	-	-	-	1	-	-	-	-	-	3	-	-	1			4
	2014	-	1	1	-	-	-	-	-	-	-	-	-	2	100.0%	▲	2
Probates/Wills and Trusts - Level 2	2013	-	-	3	1	1	1	1	3	2	1	1	3	10			17
	2014	1	-	-	-	-	3	2	2	-	-	-	-	8	-20.0%	▼	8
Protective Orders	2013	-	-	-	-	-	-	-	-	-	1	-	1	0			2
Uncontested Divorce	2013	6	12	14	13	20	10	17	9	13	16	5	10	101	0.0%	↔	145
	2014	16	14	12	27	14	18	14	11	-	-	-	-	126	24.8%	▲	126

Type of Court: Circuit

Locale/Circuit: Bath 25

Start/End Date: Jan-13 / Aug-14

Type of Case: Filings

AVG. Month: 28

2013 AVG Month: 34

2014 AVG Month: 20

Jan-Aug 2013: 337

Jan-Aug 2014: 163

Filings Trending: Downward ▼

D

a

s

h

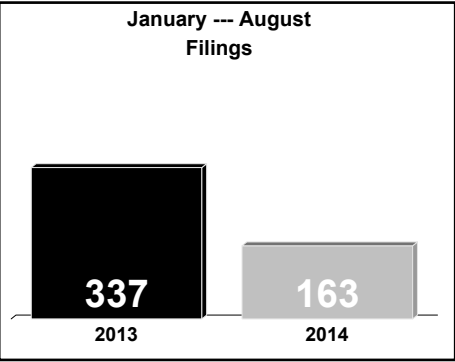
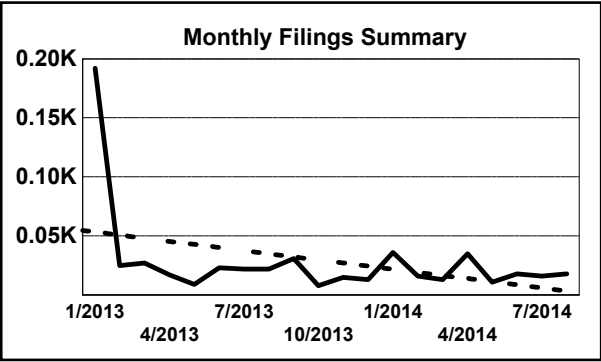
b

o

a

r

d



	Jan	Feb	Mar	Apr	May	Jun	Jul	Aug	Sep	Oct	Nov	Dec	Thru Aug	% Change	Trending	Total
2013	192	25	27	17	9	23	22	22	31	8	15	13	337			404
2014	36	16	13	35	11	18	16	18	-	-	-	-	163	-51.6%	▼	163

		Jan	Feb	Mar	Apr	May	Jun	Jul	Aug	Sep	Oct	Nov	Dec	Thru Aug	% Change	Trending	Total
Contested Divorce	2013	-	-	1	-	1	-	1	1	-	1	-	2	4			7
Domestic and Family - Level 1	2013	-	-	-	-	-	-	1	-	-	-	-	-	1			1
	2014	1	1	-	-	-	-	-	-	-	-	-	-	2	100.0%	▲	2
General Civil - Level 2	2013	1	1	-	-	-	-	-	-	-	-	3	-	5	150.0%	▲	5
	2014	2	-	-	-	1	2	-	-	-	-	-	-	5			5
General Civil - Level 3	2013	1	-	2	-	-	3	-	-	-	-	-	1	6			7
	2014	-	-	-	-	-	-	1	1	-	-	-	-	2	-66.7%	▼	2
Miscellaneous	2013	20	22	21	15	3	10	19	17	17	7	12	6	127			169
	2014	17	12	10	18	8	8	13	12	-	-	-	-	98	-22.8%	▼	98
Misdemeanor	2013	1	-	-	1	-	-	-	1	4	-	-	-	3			7
	2014	5	-	1	9	-	-	-	-	-	-	-	-	15	400.0%	▲	15
Non-Capital Felonies and Related Matters	2013	167	1	-	-	-	10	1	2	9	-	-	4	181			194
	2014	10	-	-	6	1	8	2	3	-	-	-	-	30	-83.4%	▼	30
Other Criminally Related Matters	2013	-	1	-	-	-	-	-	-	-	-	-	-	1			1
	2014	-	-	1	-	-	-	-	-	-	-	-	-	1	0.0%	↔	1
Probates/Wills and Trusts	2013	-	-	-	-	2	-	-	-	-	-	-	-	2			2
Probates/Wills and Trusts	2013	-	-	-	-	1	-	-	-	-	-	-	-	1			1
Uncontested Divorce	2013	2	-	3	1	2	-	-	1	1	-	-	-	9			10
	2014	1	3	1	2	1	-	-	2	-	-	-	-	10	11.1%	▲	10

Type of Court: Circuit

Locale/Circuit: Botetourt 25

Start/End Date: Jan-13 / Aug-14

Type of Case: Filings

AVG. Month: 176

2013 AVG Month: 176

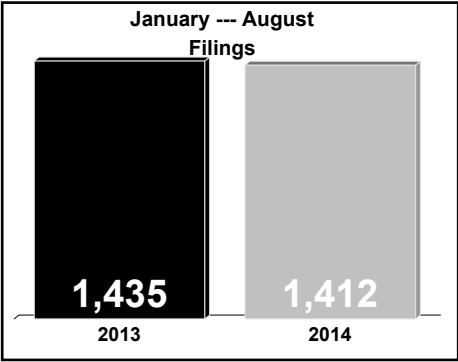
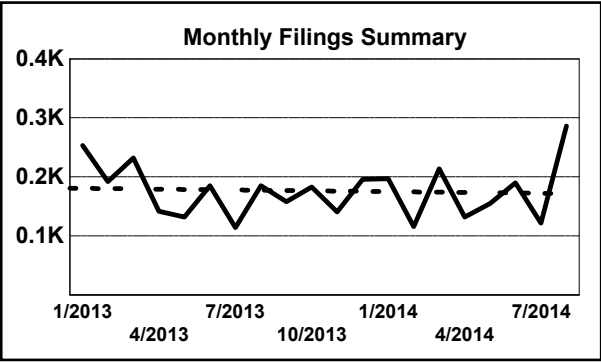
2014 AVG Month: 177

Jan-Aug 2013: 1,435

Jan-Aug 2014: 1,412

Filings Trending: Steady ↔

D  
a  
s  
h  
b  
o  
a  
r  
d



	Jan	Feb	Mar	Apr	May	Jun	Jul	Aug	Sep	Oct	Nov	Dec	Thru Aug	% Change	Trending	Total
2013	253	192	232	142	132	185	114	185	158	183	141	196	1,435			2,113
2014	197	116	214	132	155	190	122	286	-	-	-	-	1,412	-1.6%	▼	1,412

		Jan	Feb	Mar	Apr	May	Jun	Jul	Aug	Sep	Oct	Nov	Dec	Thru Aug	% Change	Trending	Total
Contested Divorce	2013	2	3	5	1	2	4	2	2	4	2	2	3	21			32
	2014	2	5	1	2	4	2	6	6	-	-	-	-	28	33.3%	▲	28
Domestic and Family - Level 1	2013	1	2	-	24	-	10	1	3	4	2	4	1	41			52
	2014	5	2	-	8	2	-	-	-	-	-	-	-	17	-58.5%	▼	17
Domestic and Family - Level 2	2013	2	1	1	1	1	3	1	1	3	1	-	1	11			16
	2014	-	-	2	1	-	-	-	-	-	-	-	-	3	-72.7%	▼	3
General Civil - Level 1	2013	-	-	1	-	1	1	-	-	-	-	-	-	3			3
	2014	-	1	1	-	-	1	-	-	-	-	-	-	3	0.0%	↔	3
General Civil - Level 2	2013	6	3	5	6	2	1	5	2	3	3	6	2	30			44
	2014	3	3	4	3	5	4	8	3	-	-	-	-	33	10.0%	▲	33
General Civil - Level 3	2013	4	3	4	3	1	-	3	5	2	4	2	3	23			34
	2014	3	4	4	5	1	1	1	11	-	-	-	-	30	30.4%	▲	30
Miscellaneous	2013	167	124	106	76	74	61	61	63	105	84	79	94	732			1,094
	2014	122	75	99	76	61	65	45	68	-	-	-	-	611	-16.5%	▼	611
Misdemeanor	2013	18	11	18	3	14	19	9	15	7	18	11	11	107			154
	2014	12	6	18	12	15	17	16	19	-	-	-	-	115	7.5%	▲	115
Non-Capital Felonies and Related Matters	2013	36	38	83	16	25	74	22	78	19	52	26	71	372			540
	2014	37	13	71	18	51	69	25	165	-	-	-	-	449	20.7%	▲	449
Other	2013	-	-	-	-	1	-	-	-	-	1	-	-	1			2
	2014	-	-	-	-	1	14	3	1	-	-	-	-	19	1,800.0%	▲	19
Other Criminally Related Matters	2013	6	3	2	2	2	6	1	7	4	2	6	5	29			46
	2014	6	1	5	3	4	5	6	5	-	-	-	-	35	20.7%	▲	35
Probates/Wills and Trusts	2014	-	-	-	-	2	-	-	1	-	-	-	-	3			3
Probates/Wills and Trusts - Level 2	2013	-	1	1	-	-	-	-	2	-	2	1	2	4			9
	2014	-	-	1	-	1	-	2	-	-	-	-	-	4	0.0%	↔	4
Uncontested Divorce	2013	11	3	6	10	9	6	9	7	7	12	4	3	61			87
	2014	7	6	8	4	8	12	10	7	-	-	-	-	62	1.6%	▲	62

Type of Court: Circuit

Locale/Circuit: Craig 25

Start/End Date: Jan-13 / Aug-14

Type of Case: Filings

AVG. Month: 30

2013 AVG Month: 30

2014 AVG Month: 29

Jan-Aug 2013: 258

Jan-Aug 2014: 235

Filings Trending: Downward ▼

D

a

s

h

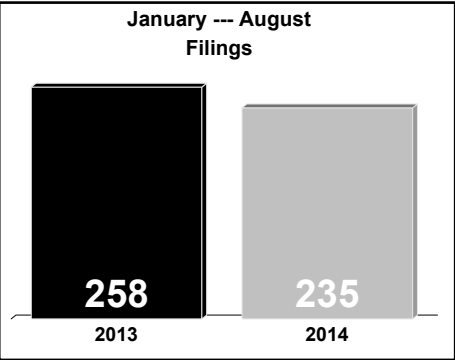
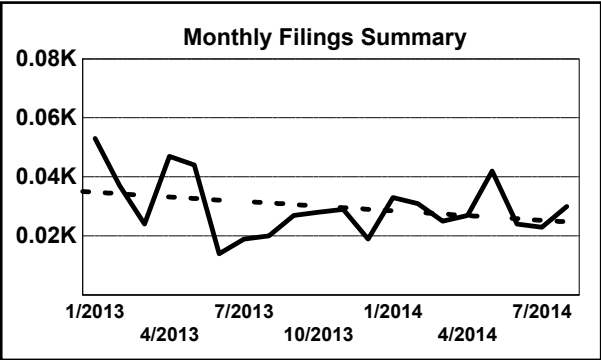
b

o

a

r

d



	Jan	Feb	Mar	Apr	May	Jun	Jul	Aug	Sep	Oct	Nov	Dec	Thru Aug	% Change	Trending	Total
2013	53	37	24	47	44	14	19	20	27	28	29	19	258			361
2014	33	31	25	27	42	24	23	30	-	-	-	-	235	-8.9%	▼	235

		Jan	Feb	Mar	Apr	May	Jun	Jul	Aug	Sep	Oct	Nov	Dec	Thru Aug	% Change	Trending	Total
Administrative Law	2014	-	-	-	-	-	-	-	2	-	-	-	-	2			2
Contested Divorce	2013	1	-	1	-	3	1	-	-	-	2	2	-	6			10
	2014	1	-	-	1	-	-	-	-	-	-	-	-	2	-66.7%	▼	2
Domestic and Family - Level 1	2013	6	1	-	23	2	-	1	-	1	-	2	2	33			38
	2014	1	2	3	-	4	-	1	-	-	-	-	-	11	-66.7%	▼	11
Domestic and Family - Level 2	2013	-	-	-	1	-	-	-	-	-	-	-	-	1			1
	2014	-	-	-	-	1	-	-	-	-	-	-	-	1	0.0%	↔	1
General Civil - Level 1	2014	-	-	-	-	-	2	-	1	-	-	-	-	3			3
General Civil - Level 2	2013	1	-	-	2	1	-	-	-	-	-	-	-	4			4
	2014	1	2	-	-	4	-	1	-	-	-	-	-	8	100.0%	▲	8
General Civil - Level 3	2013	-	-	-	-	1	1	-	-	1	-	-	-	2			3
	2014	1	-	-	1	-	-	-	-	-	-	-	-	2	0.0%	↔	2
Miscellaneous	2013	41	35	21	14	23	10	14	19	20	24	21	14	177			256
	2014	20	18	19	24	20	14	13	16	-	-	-	-	144	-18.6%	▼	144
Misdemeanor	2013	-	1	-	2	6	-	-	-	2	1	-	1	9			13
	2014	2	1	1	-	4	4	1	-	-	-	-	-	13	44.4%	▲	13
Non-Capital Felonies and Related Matters	2013	1	-	-	-	7	1	1	1	3	-	2	1	11			17
	2014	4	5	-	-	7	2	4	5	-	-	-	-	27	145.5%	▲	27
Other	2013	1	-	1	2	-	-	1	-	-	1	-	-	5			6
	2014	2	-	-	-	-	1	-	3	-	-	-	-	6	20.0%	▲	6
Other Criminally Related Matters	2013	-	-	-	1	-	-	-	-	-	-	-	-	1			1
	2014	-	-	-	-	-	-	-	1	-	-	-	-	1	0.0%	↔	1
Probates/Wills and Trusts - Level 2	2013	-	-	-	-	-	1	-	-	-	-	-	-	1			1
	2014	-	-	-	-	-	-	1	-	-	-	-	-	1	0.0%	↔	1
Uncontested Divorce	2013	2	-	1	2	1	-	2	-	-	-	2	1	8			11
	2014	1	3	2	1	2	1	2	2	-	-	-	-	14	75.0%	▲	14

Type of Court: Circuit

Locale/Circuit: Highland 25

Start/End Date: Jan-13 / Aug-14

Type of Case: Filings

AVG. Month: 11

2013 AVG Month: 12

2014 AVG Month: 10

Jan-Aug 2013: 107

Jan-Aug 2014: 83

Filings Trending: Downward ▼

D

a

s

h

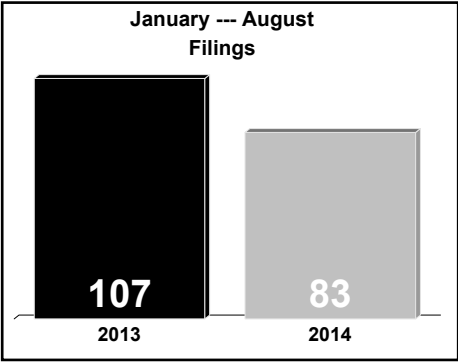
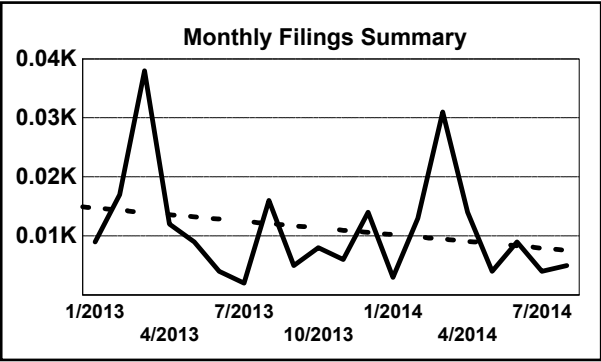
b

o

a

r

d



	Jan	Feb	Mar	Apr	May	Jun	Jul	Aug	Sep	Oct	Nov	Dec	Thru Aug	% Change	Trending	Total
2013	9	17	38	12	9	4	2	16	5	8	6	14	107			140
2014	3	13	31	14	4	9	4	5	-	-	-	-	83	-22.4%	▼	83

		Jan	Feb	Mar	Apr	May	Jun	Jul	Aug	Sep	Oct	Nov	Dec	Thru Aug	% Change	Trending	Total
Administrative Law	2013	-	-	-	-	-	-	-	-	-	-	-	1	0			1
Contested Divorce	2013	-	1	1	-	1	-	1	-	1	-	-	1	4	0.0%	↔	6
	2014	1	-	1	-	-	-	-	-	-	-	-	-	2	-50.0%	▼	2
General Civil - Level 2	2013	-	-	1	-	-	-	-	-	-	1	-	-	1			2
	2014	-	-	-	-	1	-	1	-	-	-	-	-	2	100.0%	▲	2
General Civil - Level 3	2013	-	-	2	-	-	-	-	-	-	-	-	-	2			2
Miscellaneous	2013	8	11	18	12	8	4	1	16	1	6	4	3	78			92
	2014	1	12	11	4	2	7	3	5	-	-	-	-	45	-42.3%	▼	45
Misdemeanor	2013	1	2	5	-	-	-	-	-	-	-	-	4	8			12
	2014	-	-	-	-	-	1	-	-	-	-	-	-	1	-87.5%	▼	1
Non-Capital Felonies and Related Matters	2013	-	3	11	-	-	-	-	-	2	1	1	5	14			23
	2014	1	-	19	9	-	1	-	-	-	-	-	-	30	114.3%	▲	30
Probates/Wills and Trusts	2014	-	-	-	-	1	-	-	-	-	-	-	-	1			1
Uncontested Divorce	2013	-	-	-	-	-	-	-	-	1	-	1	-	0			2
	2014	-	1	-	1	-	-	-	-	-	-	-	-	2	0.0%	↔	2

Type of Court: Circuit

Locale/Circuit: Rockbridge 25

Start/End Date: Jan-13 / Aug-14

Type of Case: Filings

AVG. Month: 159

2013 AVG Month: 141

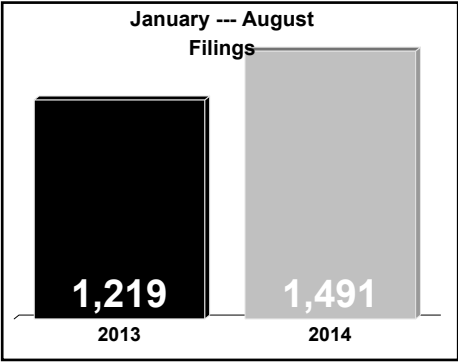
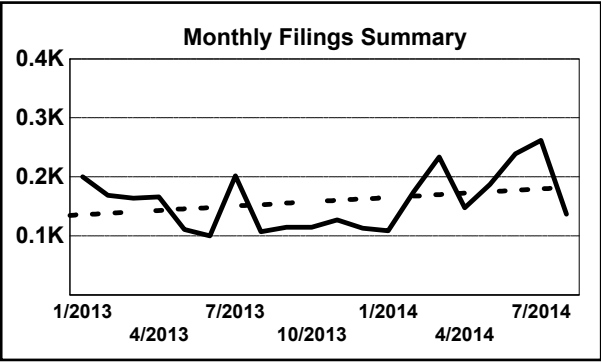
2014 AVG Month: 186

Jan-Aug 2013: 1,219

Jan-Aug 2014: 1,491

Filings Trending: Upward ▲

D  
a  
s  
h  
b  
o  
a  
r  
d



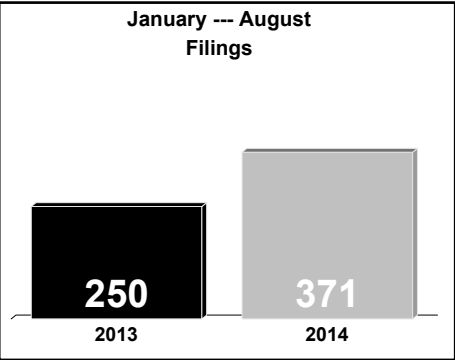
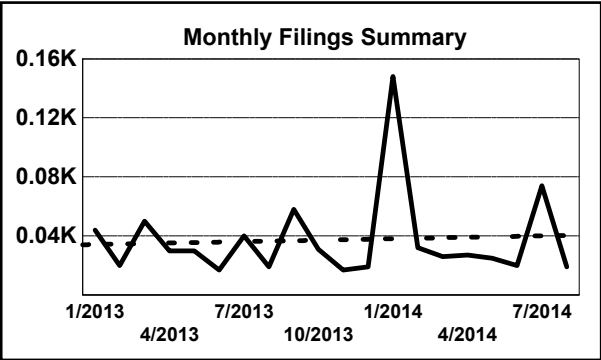
	Jan	Feb	Mar	Apr	May	Jun	Jul	Aug	Sep	Oct	Nov	Dec	Thru Aug	% Change	Trending	Total
2013	200	169	164	166	111	100	202	107	115	115	127	113	1,219			1,689
2014	109	175	234	148	187	239	262	137	-	-	-	-	1,491	22.3%	▲	1,491

		Jan	Feb	Mar	Apr	May	Jun	Jul	Aug	Sep	Oct	Nov	Dec	Thru Aug	% Change	Trending	Total
Administrative Law	2014	-	-	-	1	-	-	-	-	-	-	-	-	1			1
Contested Divorce	2013	-	11	3	3	1	2	-	2	3	1	3	2	22			31
	2014	3	-	2	3	3	3	3	2	-	-	-	-	19	-13.6%	▼	19
Domestic and Family - Level 1	2013	4	1	1	5	2	-	3	1	3	2	2	5	17			29
	2014	-	1	1	4	2	-	-	-	-	-	-	-	8	-52.9%	▼	8
Domestic and Family - Level 2	2013	1	1	-	-	-	1	-	-	1	1	-	-	3			5
	2014	1	1	-	-	1	-	2	1	-	-	-	-	6	100.0%	▲	6
General Civil - Level 1	2013	-	1	-	-	-	-	-	1	-	1	-	-	2			3
	2014	-	1	-	-	-	-	-	-	-	-	-	-	1	-50.0%	▼	1
General Civil - Level 2	2013	2	3	2	2	3	2	4	1	2	4	3	5	19			33
	2014	7	2	6	5	5	8	6	4	-	-	-	-	43	126.3%	▲	43
General Civil - Level 3	2013	5	6	4	2	5	4	1	-	2	1	6	2	27			38
	2014	2	4	7	-	5	4	1	-	-	-	-	-	23	-14.8%	▼	23
Miscellaneous	2013	85	61	49	52	51	38	49	44	43	30	48	53	429			603
	2014	40	57	94	68	48	52	58	50	-	-	-	-	467	8.9%	▲	467
Misdemeanor	2013	19	29	31	31	10	13	21	15	24	19	18	22	169			252
	2014	13	20	19	16	39	32	29	17	-	-	-	-	185	9.5%	▲	185
Non-Capital Felonies and Related Matters	2013	75	37	60	58	28	30	116	36	31	43	34	18	440			566
	2014	36	77	91	38	68	126	141	51	-	-	-	-	628	42.7%	▲	628
Other	2013	5	3	2	2	3	-	-	1	1	-	2	-	16			19
	2014	1	-	-	2	4	1	7	1	-	-	-	-	16	0.0%	↔	16
Other Criminally Related Matters	2013	3	6	-	8	1	6	2	1	1	6	3	4	27			41
	2014	-	3	9	4	7	5	5	3	-	-	-	-	36	33.3%	▲	36
Probates/Wills and Trusts	2014	-	-	1	-	-	-	-	-	-	-	-	-	1			1
Probates/Wills and Trusts - Level 2	2013	-	1	2	-	-	-	-	1	-	2	1	-	4			7
	2014	1	1	-	-	1	2	-	1	-	-	-	-	6	50.0%	▲	6
Uncontested Divorce	2013	1	9	10	3	7	4	6	4	4	5	7	2	44			62
	2014	5	8	4	7	4	6	10	7	-	-	-	-	51	15.9%	▲	51



Type of Court: Circuit  
Locale/Circuit: Buena Vista 25  
Start/End Date: Jan-13 / Aug-14  
Type of Case: Filings  
AVG. Month: 37  
2013 AVG Month: 31  
2014 AVG Month: 46  
Jan-Aug 2013: 250  
Jan-Aug 2014: 371  
Filings Trending: Upward ▲

D  
a  
s  
h  
b  
o  
a  
r  
d



	Jan	Feb	Mar	Apr	May	Jun	Jul	Aug	Sep	Oct	Nov	Dec	Thru Aug	% Change	Trending	Total
2013	44	20	50	30	30	17	40	19	58	31	17	19	250			375
2014	148	32	26	27	25	20	74	19	-	-	-	-	371	48.4%	▲	371

		Jan	Feb	Mar	Apr	May	Jun	Jul	Aug	Sep	Oct	Nov	Dec	Thru Aug	% Change	Trending	Total
Contested Divorce	2013	4	-	-	1	1	1	2	2	2	-	1	-	11			14
	2014	-	-	3	1	2	-	1	-	-	-	-	-	7	-36.4%	▼	7
Domestic and Family - Level 1	2013	-	-	-	-	1	-	1	1	4	5	-	-	3			12
	2014	1	-	-	3	-	-	-	-	-	-	-	-	4	33.3%	▲	4
Domestic and Family - Lev	2013	-	-	1	-	-	-	-	-	-	-	-	-	1			1
	2014	-	-	-	-	-	-	-	-	-	-	-	-	1			1
General Civil - Level 2	2013	2	-	-	1	-	-	-	-	-	-	-	1	3			4
	2014	-	-	-	-	-	1	1	1	-	-	-	-	3	0.0%	↔	3
General Civil - Level 3	2013	-	-	-	-	-	-	-	-	-	-	1	1	0			2
	2014	-	-	-	-	1	-	1	1	-	-	-	-	3	0.0%	↔	3
Miscellaneous	2013	18	10	19	11	5	3	3	4	11	7	6	10	73			107
	2014	10	15	9	7	5	3	5	7	-	-	-	-	61	-16.4%	▼	61
Misdemeanor	2013	8	2	3	6	5	5	1	7	5	4	6	-	37			52
	2014	2	5	2	2	5	5	8	1	-	-	-	-	30	-18.9%	▼	30
Non-Capital Felonies and Related Matters	2013	9	6	24	9	16	5	31	4	33	14	2	5	104			158
	2014	132	9	8	10	6	6	57	8	-	-	-	-	236	126.9%	▲	236
Other	2013	-	-	-	-	-	-	1	-	-	-	-	-	1			1
	2014	-	-	-	-	-	-	-	-	-	-	-	-	1			1
Other Criminally Related Matters	2013	1	-	-	-	-	-	1	-	-	-	-	-	2			2
	2014	2	2	1	1	1	-	-	-	-	-	-	-	7	250.0%	▲	7
Probates/Wills and Trusts - Level 2	2013	-	1	-	-	-	-	-	-	1	-	1	-	1			3
	2014	1	1	-	-	1	-	-	-	-	-	-	-	3	200.0%	▲	3
Uncontested Divorce	2013	2	1	4	2	2	3	1	1	2	1	-	2	16			21
	2014	-	-	2	3	4	4	1	1	-	-	-	-	15	-6.3%	▼	15

Type of Court: Circuit

Locale/Circuit: Staunton 25

Start/End Date: Jan-13 / Aug-14

Type of Case: Filings

AVG. Month: 132

2013 AVG Month: 129

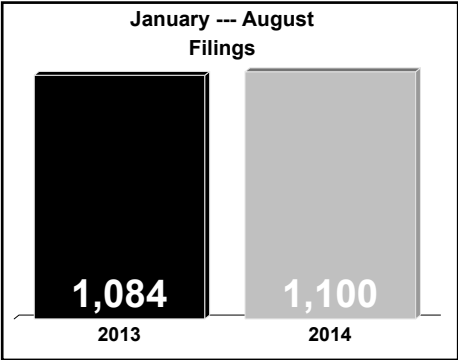
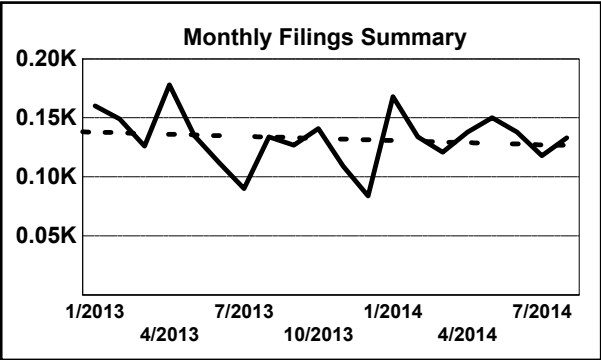
2014 AVG Month: 138

Jan-Aug 2013: 1,084

Jan-Aug 2014: 1,100

Filings Trending: Steady ↔

D  
a  
s  
h  
b  
o  
a  
r  
d



	Jan	Feb	Mar	Apr	May	Jun	Jul	Aug	Sep	Oct	Nov	Dec	Thru Aug	% Change	Trending	Total
2013	160	149	126	178	135	112	90	134	127	141	109	84	1,084			1,545
2014	168	134	121	138	150	138	118	133	-	-	-	-	1,100	1.5%	▲	1,100

		Jan	Feb	Mar	Apr	May	Jun	Jul	Aug	Sep	Oct	Nov	Dec	Thru Aug	% Change	Trending	Total
Administrative Law	2013	-	-	-	-	1	-	-	-	-	-	-	-	1			1
Contested Divorce	2013	4	5	2	4	2	4	5	1	1	2	1	-	27			31
	2014	1	3	1	2	3	2	4	3	-	-	-	-	19	-29.6%	▼	19
Domestic and Family - Level 1	2013	-	2	1	16	2	5	1	1	2	5	4	3	28			42
	2014	5	1	3	3	4	4	-	2	-	-	-	-	22	-21.4%	▼	22
Domestic and Family - Level 2	2013	-	-	1	-	1	-	-	1	1	-	1	1	3			6
	2014	-	-	2	1	4	5	12	6	-	-	-	-	30	900.0%	▲	30
General Civil - Level 1	2013	-	-	1	-	-	-	-	-	2	-	-	-	1			3
	2014	1	-	-	-	-	-	-	-	-	-	-	-	1	0.0%	↔	1
General Civil - Level 2	2013	2	-	-	3	2	1	3	1	1	2	2	3	12			20
	2014	-	2	2	2	1	-	6	3	-	-	-	-	16	33.3%	▲	16
General Civil - Level 3	2013	8	8	4	5	3	5	3	15	4	8	5	8	51			76
	2014	10	4	6	8	5	1	2	3	-	-	-	-	39	-23.5%	▼	39
Miscellaneous	2013	43	54	44	35	23	21	24	36	18	35	23	31	280			387
	2014	29	42	46	31	26	25	21	28	-	-	-	-	248	-11.4%	▼	248
Misdemeanor	2013	5	19	12	11	7	9	11	11	8	21	17	3	85			134
	2014	25	11	5	13	13	24	17	3	-	-	-	-	111	30.6%	▲	111
Non-Capital Felonies and Related Matters	2013	92	43	42	95	78	57	30	53	77	58	48	30	490			703
	2014	80	57	42	58	63	62	39	73	-	-	-	-	474	-3.3%	▼	474
Other	2013	5	10	9	2	9	9	7	1	4	4	2	2	52			64
	2014	10	5	6	11	4	2	4	4	-	-	-	-	46	-11.5%	▼	46
Other Criminally Related Matters	2013	-	2	-	3	-	-	-	7	5	4	2	2	12			25
	2014	2	4	2	3	22	12	9	4	-	-	-	-	58	383.3%	▲	58
Probates/Wills and Trusts - Level 2	2013	-	2	-	-	1	-	1	1	-	-	1	1	5			7
	2014	1	-	-	-	1	-	1	-	-	-	-	-	3	-40.0%	▼	3
Protective Orders	2013	-	-	3	-	-	-	-	-	-	-	-	-	3			3
Uncontested Divorce	2013	1	4	7	4	6	1	5	6	4	2	3	-	34			43
	2014	4	5	6	6	4	1	3	4	-	-	-	-	33	-2.9%	▼	33

Type of Court: Circuit

Locale/Circuit: Waynesboro 25

Start/End Date: Jan-13 / Aug-14

Type of Case: Filings

AVG. Month: 152

2013 AVG Month: 143

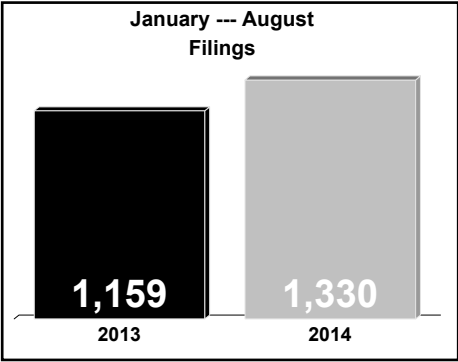
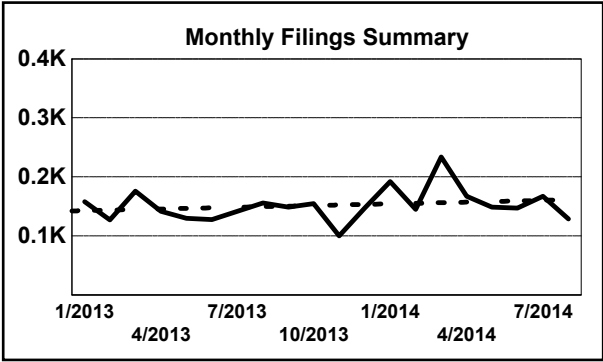
2014 AVG Month: 166

Jan-Aug 2013: 1,159

Jan-Aug 2014: 1,330

Filings Trending: Upward ▲

D  
a  
s  
h  
b  
o  
a  
r  
d



	Jan	Feb	Mar	Apr	May	Jun	Jul	Aug	Sep	Oct	Nov	Dec	Thru Aug	% Change	Trending	Total
2013	158	127	176	142	130	128	142	156	149	155	100	147	1,159			1,710
2014	192	145	234	167	149	147	167	129	-	-	-	-	1,330	14.8%	▲	1,330

		Jan	Feb	Mar	Apr	May	Jun	Jul	Aug	Sep	Oct	Nov	Dec	Thru Aug	% Change	Trending	Total
Administrative Law	2013	-	-	-	1	-	-	-	-	-	-	-	-	1			1
Contested Divorce	2013	8	6	12	16	2	6	6	10	7	12	10	9	66			104
	2014	9	9	20	11	6	6	8	15	-	-	-	-	84	27.3%	▲	84
Domestic and Family - Level 1	2013	2	4	4	4	6	2	9	4	3	-	4	4	35			46
	2014	2	-	1	15	10	8	7	8	-	-	-	-	51	45.7%	▲	51
Domestic and Family - Level 2	2013	-	3	1	-	-	-	1	3	2	1	-	-	8			11
	2014	-	1	-	-	3	1	-	3	-	-	-	-	8	0.0%	↔	8
General Civil - Level 1	2013	-	2	1	-	-	-	-	-	-	-	-	-	3			3
	2014	-	-	-	1	-	-	1	-	-	-	-	-	2	-33.3%	▼	2
General Civil - Level 2	2013	2	-	2	2	-	1	1	4	3	1	2	1	12			19
	2014	1	2	2	5	2	1	2	1	-	-	-	-	16	33.3%	▲	16
General Civil - Level 3	2013	1	-	1	1	5	1	-	11	2	2	-	-	20			24
	2014	-	7	1	2	5	1	2	1	-	-	-	-	19	-5.0%	▼	19
Miscellaneous	2013	57	36	27	34	20	21	26	13	29	33	16	23	234			335
	2014	24	45	52	24	10	23	25	16	-	-	-	-	219	-6.4%	▼	219
Misdemeanor	2013	5	6	8	1	3	2	2	9	6	9	11	10	36			72
	2014	12	6	4	9	8	3	9	12	-	-	-	-	63	75.0%	▲	63
Non-Capital Felonies and Related Matters	2013	23	22	28	19	41	38	49	46	43	52	19	37	266			417
	2014	77	29	44	37	44	43	63	34	-	-	-	-	371	39.5%	▲	371
Other	2013	43	25	60	34	27	33	25	33	32	26	19	47	280			404
	2014	46	30	72	33	37	42	31	17	-	-	-	-	308	10.0%	▲	308
Other Criminally Related Matters	2013	-	-	-	1	2	2	2	1	2	-	2	2	8			14
	2014	-	1	3	3	-	1	-	2	-	-	-	-	10	25.0%	▲	10
Probates/Wills and Trusts - Level 2	2013	-	-	-	-	1	-	-	-	-	2	-	1	1			4
	2014	1	1	-	-	-	-	-	2	-	-	-	-	4	300.0%	▲	4
Uncontested Divorce	2013	17	23	32	29	23	22	21	22	20	17	17	13	189			256
	2014	20	14	35	27	24	18	19	18	-	-	-	-	175	-7.4%	▼	175

Type of Court: Circuit

Locale/Circuit: Clarke 26

Start/End Date: Jan-13 / Aug-14

Type of Case: Filings

AVG. Month: 66

2013 AVG Month: 63

2014 AVG Month: 70

Jan-Aug 2013: 536

Jan-Aug 2014: 562

Filings Trending: Upward ▲

D

a

s

h

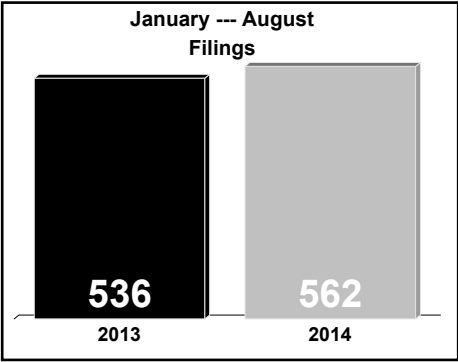
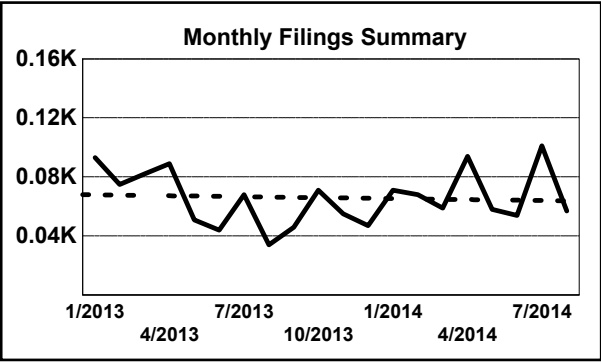
b

o

a

r

d



	Jan	Feb	Mar	Apr	May	Jun	Jul	Aug	Sep	Oct	Nov	Dec	Thru Aug	% Change	Trending	Total
2013	93	75	82	89	51	44	68	34	46	71	55	47	536			755
2014	71	68	59	94	58	54	101	57	-	-	-	-	562	4.9%	▲	562

		Jan	Feb	Mar	Apr	May	Jun	Jul	Aug	Sep	Oct	Nov	Dec	Thru Aug	% Change	Trending	Total
Contested Divorce	2013	3	1	2	5	2	1	3	2	1	3	3	1	19			27
	2014	3	1	-	2	4	4	4	2	-	-	-	-	20	5.3%	▲	20
Domestic and Family - Level 1	2013	1	1	-	1	-	-	1	-	2	-	-	-	4			6
	2014	-	1	-	2	-	-	1	-	-	-	-	-	4	0.0%	↔	4
Domestic and Family - Level 2	2013	-	-	-	2	1	-	-	1	1	1	-	-	4			6
	2014	2	1	-	1	1	-	1	-	-	-	-	-	6	50.0%	▲	6
General Civil - Level 1	2014	1	-	-	-	-	-	-	1	-	-	-	-	2			2
	2013	-	1	1	3	2	4	1	-	1	1	-	1	12			15
General Civil - Level 2	2014	-	1	1	4	3	1	2	2	-	-	-	-	14	16.7%	▲	14
	2013	1	-	-	1	1	1	-	-	-	1	2	2	4			9
General Civil - Level 3	2014	-	1	1	-	2	1	-	-	-	-	-	-	5	25.0%	▲	5
	2013	61	46	48	36	30	16	29	30	23	24	30	26	296			399
Miscellaneous	2014	41	28	40	22	27	24	25	20	-	-	-	-	227	-23.3%	▼	227
	2013	7	6	7	13	5	4	9	-	4	11	5	3	51			74
Misdemeanor	2014	1	11	4	12	6	1	13	10	-	-	-	-	58	13.7%	▲	58
	2013	18	8	22	22	7	14	23	-	6	25	11	10	114			166
Non-Capital Felonies and Related Matters	2014	9	13	8	44	10	6	49	12	-	-	-	-	151	32.5%	▲	151
	2013	-	-	-	-	-	-	1	-	-	-	2	-	1			3
Other	2014	3	-	1	1	1	2	2	3	-	-	-	-	13	1,200.0%	▲	13
	2013	-	2	-	1	1	1	1	-	3	3	-	1	6			13
Other Criminally Related Matters	2014	5	6	1	3	-	8	3	-	-	-	-	-	26	333.3%	▲	26
	2014	1	-	-	-	-	-	-	-	-	-	-	-	1			1
Probates/Wills and Trusts	2013	-	3	-	-	-	-	-	-	1	-	-	-	3			4
	2014	-	-	-	-	-	-	-	3	-	-	-	-	3	0.0%	↔	3
Probates/Wills and Trusts - Level 2	2013	2	7	2	5	2	3	-	1	4	2	2	3	22			33
	2014	5	5	3	3	4	7	1	4	-	-	-	-	32	45.5%	▲	32

Type of Court: Circuit

Locale/Circuit: Frederick 26

Start/End Date: Jan-13 / Aug-14

Type of Case: Filings

AVG. Month: 398

2013 AVG Month: 408

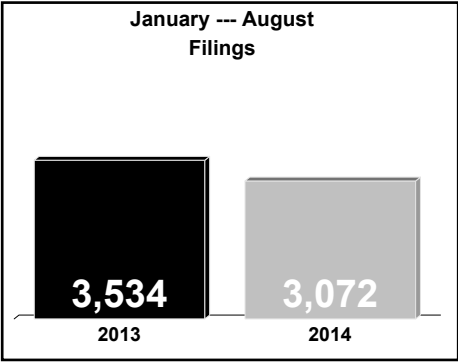
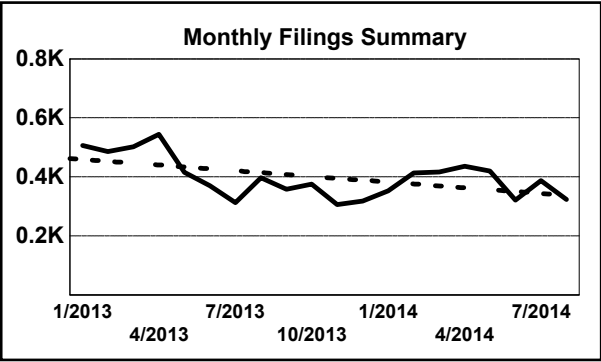
2014 AVG Month: 384

Jan-Aug 2013: 3,534

Jan-Aug 2014: 3,072

Filings Trending: Downward ▼

D  
a  
s  
h  
b  
o  
a  
r  
d



	Jan	Feb	Mar	Apr	May	Jun	Jul	Aug	Sep	Oct	Nov	Dec	Thru Aug	% Change	Trending	Total
2013	506	486	502	544	416	370	313	397	358	376	306	318	3,534			4,892
2014	353	414	417	436	420	321	387	324	-	-	-	-	3,072	-13.1%	▼	3,072

		Jan	Feb	Mar	Apr	May	Jun	Jul	Aug	Sep	Oct	Nov	Dec	Thru Aug	% Change	Trending	Total
Administrative Law	2013	1	-	-	-	-	1	-	-	-	-	1	-	2			3
	2014	-	-	-	1	-	-	1	1	-	-	-	-	3	50.0%	▲	3
Contested Divorce	2013	12	7	15	12	13	14	10	16	3	11	10	7	99			130
	2014	6	10	11	7	3	16	9	9	-	-	-	-	71	-28.3%	▼	71
Domestic and Family - Level 1	2013	2	7	5	7	2	7	6	2	6	2	4	4	38			54
	2014	-	1	4	7	8	-	1	-	-	-	-	-	21	-44.7%	▼	21
Domestic and Family - Level 2	2013	3	1	1	3	1	4	2	3	-	4	5	4	18			31
	2014	2	2	-	5	1	6	4	-	-	-	-	-	20	11.1%	▲	20
General Civil - Level 1	2013	-	-	1	-	-	-	-	-	-	1	-	2	1			4
	2014	-	1	1	2	1	-	1	-	-	-	-	-	6	500.0%	▲	6
General Civil - Level 2	2013	15	7	3	11	9	5	7	9	8	8	5	7	66			94
	2014	8	6	8	3	9	4	5	11	-	-	-	-	54	-18.2%	▼	54
General Civil - Level 3	2013	2	2	2	2	7	8	3	4	3	3	7	1	30			44
	2014	2	1	3	4	2	5	3	1	-	-	-	-	21	-30.0%	▼	21
Miscellaneous	2013	298	280	221	162	118	110	118	121	131	137	107	125	1,428			1,928
	2014	163	156	155	175	122	111	127	117	-	-	-	-	1,126	-21.1%	▼	1,126
Misdemeanor	2013	34	32	61	45	39	96	46	48	35	40	33	34	401			543
	2014	34	34	54	48	48	24	37	38	-	-	-	-	317	-20.9%	▼	317
Non-Capital Felonies and Related Matters	2013	97	113	149	261	189	92	94	172	147	131	113	114	1,167			1,672
	2014	117	178	148	167	198	130	164	118	-	-	-	-	1,220	4.5%	▲	1,220
Other	2013	-	-	1	-	-	-	-	1	-	-	-	1	2			3
	2014	-	1	-	-	3	3	4	4	-	-	-	-	15	650.0%	▲	15
Other Criminally Related Matters	2013	11	6	5	13	4	7	4	3	7	9	3	4	53			76
	2014	2	2	6	3	5	5	6	6	-	-	-	-	35	-34.0%	▼	35
Probates/Wills and Trusts	2014	-	-	-	-	-	-	1	-	-	-	-	-	1			1
Probates/Wills and Trusts - Level 2	2013	5	5	1	1	3	3	1	2	2	4	1	1	21			29
	2014	3	1	2	3	3	3	2	2	-	-	-	-	19	-9.5%	▼	19
Uncontested Divorce	2013	26	26	37	27	31	23	22	16	16	26	17	14	208			281
	2014	16	21	25	11	17	14	22	17	-	-	-	-	143	-31.3%	▼	143

Type of Court: Circuit

Locale/Circuit: Page 26

Start/End Date: Jan-13 / Aug-14

Type of Case: Filings

AVG. Month: 134

2013 AVG Month: 134

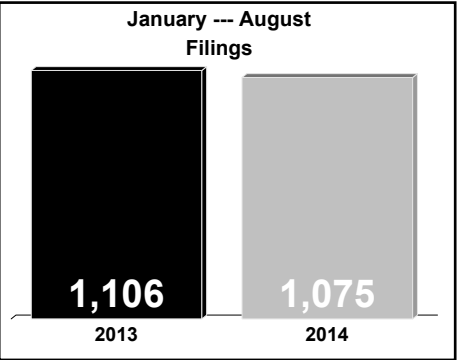
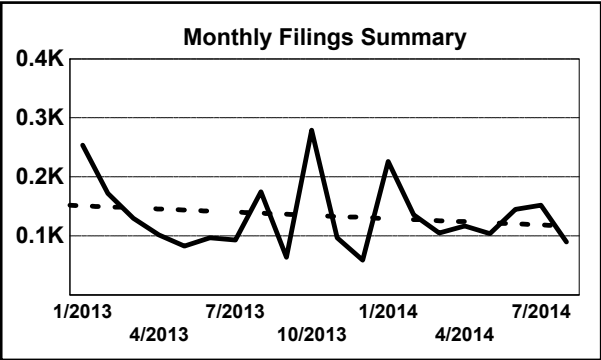
2014 AVG Month: 134

Jan-Aug 2013: 1,106

Jan-Aug 2014: 1,075

Filings Trending: Downward ▼

D  
a  
s  
h  
b  
o  
a  
r  
d



	Jan	Feb	Mar	Apr	May	Jun	Jul	Aug	Sep	Oct	Nov	Dec	Thru Aug	% Change	Trending	Total
2013	254	172	130	102	83	97	93	175	64	279	97	59	1,106			1,605
2014	226	136	105	117	104	145	152	90	-	-	-	-	1,075	-2.8%	▼	1,075

		Jan	Feb	Mar	Apr	May	Jun	Jul	Aug	Sep	Oct	Nov	Dec	Thru Aug	% Change	Trending	Total
Contested Divorce	2013	2	3	3	2	3	2	2	5	1	8	2	-	22			33
	2014	4	5	1	2	2	4	2	3	-	-	-	-	23	4.5%	▲	23
Domestic and Family - Level 1	2013	-	4	2	3	5	1	2	6	2	3	1	2	23			31
	2014	2	5	5	2	5	1	1	3	-	-	-	-	24	4.3%	▲	24
Domestic and Family - Level 2	2013	1	3	-	-	4	1	-	1	1	2	-	1	10			14
	2014	-	-	1	1	-	-	-	1	-	-	-	-	3	-70.0%	▼	3
General Civil - Level 1	2013	-	-	-	1	-	-	-	-	-	-	-	-	1			1
	2014	-	-	-	-	-	1	-	-	-	-	-	-	1	0.0%	↔	1
General Civil - Level 2	2013	2	4	2	3	-	3	2	1	5	4	4	6	17			36
	2014	4	3	2	2	1	5	4	6	-	-	-	-	27	58.8%	▲	27
General Civil - Level 3	2013	-	3	-	6	3	-	-	-	4	7	2	-	12			25
	2014	1	1	-	1	-	1	6	1	-	-	-	-	11	-8.3%	▼	11
Miscellaneous	2013	82	75	63	44	28	33	25	27	16	37	30	34	377			494
	2014	55	64	48	36	30	19	25	30	-	-	-	-	307	-18.6%	▼	307
Misdemeanor	2013	62	17	18	11	12	5	18	39	8	61	13	1	182			265
	2014	42	8	12	11	15	12	22	10	-	-	-	-	132	-27.5%	▼	132
Non-Capital Felonies and Related Matters	2013	90	48	35	19	22	39	34	87	22	147	36	9	374			588
	2014	107	39	30	52	40	95	82	29	-	-	-	-	474	26.7%	▲	474
Other	2013	3	5	1	3	1	2	2	-	1	2	3	3	17			26
	2014	1	4	-	1	1	2	2	2	-	-	-	-	13	-23.5%	▼	13
Other Criminally Related Matters	2013	1	-	-	4	2	1	-	1	-	2	1	1	9			13
	2014	2	-	2	2	-	-	2	1	-	-	-	-	9	0.0%	↔	9
Probates/Wills and Trusts - Level 1	2013	1	-	1	-	-	-	-	-	-	1	-	-	2			3
	2014	-	-	2	-	1	-	-	-	-	-	-	-	3	50.0%	▲	3
Probates/Wills and Trusts - Level 2	2013	1	2	1	-	1	-	-	-	-	-	-	-	5			5
	2014	1	-	-	-	4	-	-	-	-	-	-	-	5	0.0%	↔	5
Protective Orders	2013	-	1	-	1	1	-	-	-	-	-	-	-	3			3
	2014	-	1	-	-	-	-	-	-	-	-	-	-	1	-66.7%	▼	1
Uncontested Divorce	2013	9	7	4	5	1	10	8	8	4	5	5	2	52			68
	2014	7	6	2	7	5	5	6	4	-	-	-	-	42	-19.2%	▼	42

Type of Court: Circuit

Locale/Circuit: Rockingham 26

Start/End Date: Jan-13 / Aug-14

Type of Case: Filings

AVG. Month: 600

2013 AVG Month: 585

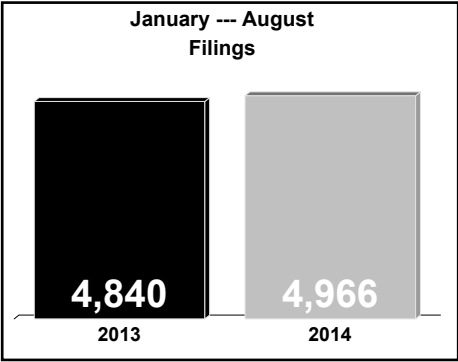
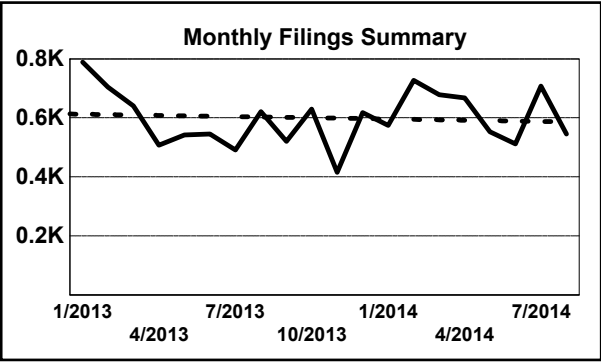
2014 AVG Month: 621

Jan-Aug 2013: 4,840

Jan-Aug 2014: 4,966

Filings Trending: Upward ▲

D  
a  
s  
h  
b  
o  
a  
r  
d



	Jan	Feb	Mar	Apr	May	Jun	Jul	Aug	Sep	Oct	Nov	Dec	Thru Aug	% Change	Trending	Total
2013	789	704	640	508	542	545	491	621	521	630	416	618	4,840			7,025
2014	575	727	678	668	553	512	708	545	-	-	-	-	4,966	2.6%	▲	4,966

		Jan	Feb	Mar	Apr	May	Jun	Jul	Aug	Sep	Oct	Nov	Dec	Thru Aug	% Change	Trending	Total
Administrative Law	2013	-	-	1	-	3	-	-	-	2	-	-	-	4			6
Capital Murder	2014	-	-	2	-	-	-	-	-	-	-	-	-	2			2
Contested Divorce	2013	15	14	11	12	18	7	11	12	13	16	10	9	100			148
	2014	11	18	10	13	7	13	15	13	-	-	-	-	100	0.0%	↔	100
Domestic and Family - Level 1	2013	7	6	9	5	6	14	5	9	4	3	16	2	61			86
	2014	6	3	15	7	6	10	7	15	-	-	-	-	69	13.1%	▲	69
Domestic and Family - Level 2	2013	8	4	7	2	5	7	4	9	2	3	1	7	46			59
	2014	3	5	1	10	8	6	4	6	-	-	-	-	43	-6.5%	▼	43
General Civil - Level 1	2013	2	-	-	-	1	1	3	3	-	4	-	2	10			16
	2014	-	-	-	1	1	-	2	1	-	-	-	-	5	-50.0%	▼	5
General Civil - Level 2	2013	14	11	14	17	16	13	12	22	14	10	7	8	119			158
	2014	15	19	20	9	12	20	15	15	-	-	-	-	125	5.0%	▲	125
General Civil - Level 3	2013	6	6	4	7	6	3	5	9	4	3	6	5	46			64
	2014	2	4	5	11	3	4	8	2	-	-	-	-	39	-15.2%	▼	39
Miscellaneous	2013	433	297	222	191	143	127	144	161	168	160	149	180	1,718			2,375
	2014	208	243	255	224	149	130	165	151	-	-	-	-	1,525	-11.2%	▼	1,525
Misdemeanor	2013	37	46	50	34	52	53	45	82	45	61	29	58	399			592
	2014	52	69	62	60	48	44	69	46	-	-	-	-	450	12.8%	▲	450
Non-Capital Felonies and Related Matters	2013	161	192	200	135	165	208	158	214	159	274	118	228	1,433			2,212
	2014	156	240	215	228	239	191	302	196	-	-	-	-	1,767	23.3%	▲	1,767
Other	2013	67	67	73	71	82	81	63	57	70	59	52	96	561			838
	2014	83	77	43	69	43	55	72	61	-	-	-	-	503	-10.3%	▼	503
Other Criminally Related Matters	2013	14	12	17	6	12	5	15	9	15	7	3	3	90			118
	2014	8	17	9	5	8	4	25	11	-	-	-	-	87	-3.3%	▼	87
Probates/Wills and Trusts - Level 1	2013	-	-	1	-	-	-	-	1	1	-	-	-	2			3
	2014	1	-	-	1	-	-	-	-	-	-	-	-	2	0.0%	↔	2
Probates/Wills and Trusts - Level 2	2013	5	2	1	1	2	5	3	1	1	1	2	3	20			27
	2014	3	-	7	1	2	3	2	1	-	-	-	-	19	-5.0%	▼	19
Protective Orders	2013	-	1	-	-	1	-	-	1	2	-	2	-	3			7
	2014	1	3	4	2	-	1	2	2	-	-	-	-	15	400.0%	▲	15
Uncontested Divorce	2013	20	46	30	27	30	21	23	31	21	29	21	17	228			316
	2014	26	29	30	27	27	31	20	25	-	-	-	-	215	-5.7%	▼	215

Type of Court: Circuit

Locale/Circuit: Shenandoah 26

Start/End Date: Jan-13 / Aug-14

Type of Case: Filings

AVG. Month: 287

2013 AVG Month: 297

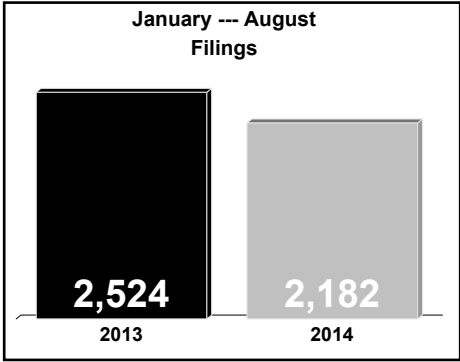
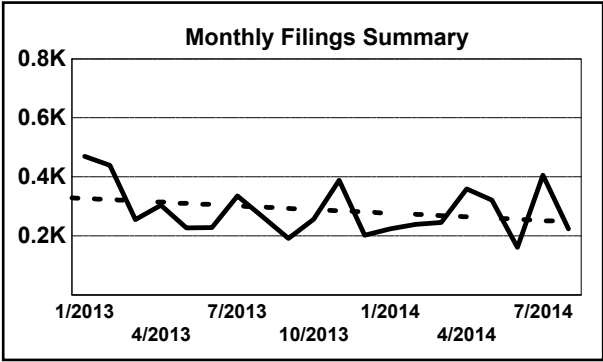
2014 AVG Month: 273

Jan-Aug 2013: 2,524

Jan-Aug 2014: 2,182

Filings Trending: Downward ▼

D  
a  
s  
h  
b  
o  
a  
r  
d



	Jan	Feb	Mar	Apr	May	Jun	Jul	Aug	Sep	Oct	Nov	Dec	Thru Aug	% Change	Trending	Total
2013	470	439	256	304	227	228	336	264	192	257	389	203	2,524			3,565
2014	224	239	246	359	322	162	406	224	-	-	-	-	2,182	-13.5%	▼	2,182

		Jan	Feb	Mar	Apr	May	Jun	Jul	Aug	Sep	Oct	Nov	Dec	Thru Aug	% Change	Trending	Total
Administrative Law	2013	-	1	-	-	-	-	-	-	-	-	-	-	1			1
	2014	-	-	-	1	1	-	-	-	-	-	-	-	2	100.0%	▲	2
Capital Murder	2014	-	-	-	1	-	-	-	-	-	-	-	-	1			1
Contested Divorce	2013	6	4	2	6	2	2	3	3	2	4	3	2	28			39
	2014	4	7	5	7	7	4	8	7	-	-	-	-	49	75.0%	▲	49
Domestic and Family - Level 1	2013	4	7	6	3	2	5	-	2	7	5	1	5	29			47
	2014	-	4	6	6	12	3	6	5	-	-	-	-	42	44.8%	▲	42
Domestic and Family - Level 2	2013	-	7	1	1	2	1	1	1	2	1	1	1	14			19
	2014	1	2	3	1	1	1	2	2	-	-	-	-	13	-7.1%	▼	13
General Civil - Level 1	2013	-	-	-	-	-	-	-	1	-	-	-	1	1			2
	2014	1	-	1	-	-	1	-	-	-	-	-	-	3	200.0%	▲	3
General Civil - Level 2	2013	4	4	4	7	5	5	8	4	1	-	1	2	41			45
	2014	2	2	4	6	7	3	6	2	-	-	-	-	32	-22.0%	▼	32
General Civil - Level 3	2013	4	3	2	3	2	3	2	2	2	1	2	2	21			28
	2014	-	3	1	1	2	2	-	2	-	-	-	-	11	-47.6%	▼	11
Miscellaneous	2013	159	160	163	111	68	72	75	83	74	99	77	76	891			1,217
	2014	96	87	100	89	56	78	63	52	-	-	-	-	621	-30.3%	▼	621
Misdemeanor	2013	62	60	2	30	16	11	38	30	10	34	28	18	249			339
	2014	24	34	21	29	16	7	29	25	-	-	-	-	185	-25.7%	▼	185
Non-Capital Felonies and Related Matters	2013	169	108	7	105	75	36	134	89	22	81	224	6	723			1,056
	2014	67	48	13	123	121	6	251	63	-	-	-	-	692	-4.3%	▼	692
Other	2013	53	70	55	26	40	86	61	39	57	20	31	79	430			617
	2014	20	36	77	77	93	45	27	57	-	-	-	-	432	0.5%	▲	432
Other Criminally Related Matters	2013	1	2	1	4	1	1	4	1	5	1	9	3	15			33
	2014	-	3	1	6	-	3	2	1	-	-	-	-	16	6.7%	▲	16
Probates/Wills and Trusts	2013	-	-	-	-	-	-	-	-	-	1	-	-	0			1
Probates/Wills and Trusts - Level 2	2013	2	-	2	-	1	-	1	1	1	3	-	1	7	0.0%	↔	12
	2014	3	1	4	-	-	1	1	-	-	-	-	-	10	42.9%	▲	10
Uncontested Divorce	2013	6	13	11	8	13	6	9	8	9	7	12	7	74			109
	2014	6	12	10	12	6	8	11	8	-	-	-	-	73	-1.4%	▼	73



Type of Court: Circuit

Locale/Circuit: Warren 26

Start/End Date: Jan-13 / Aug-14

Type of Case: Filings

AVG. Month: 259

2013 AVG Month: 268

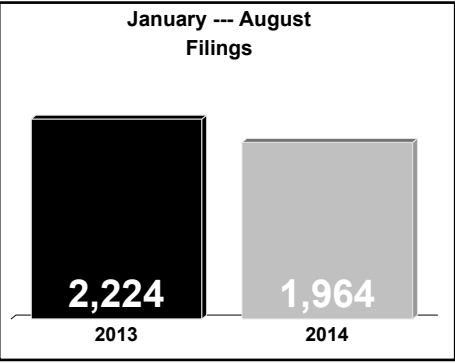
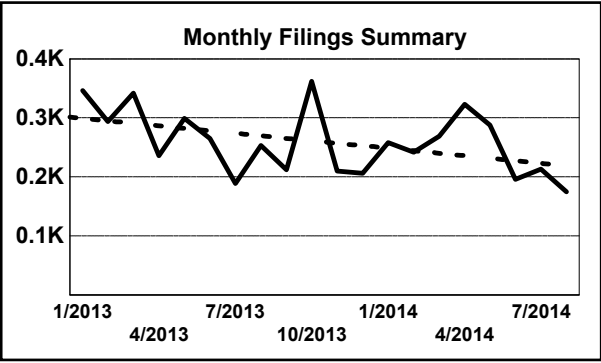
2014 AVG Month: 246

Jan-Aug 2013: 2,224

Jan-Aug 2014: 1,964

Filings Trending: Downward ▼

D  
a  
s  
h  
b  
o  
a  
r  
d



	Jan	Feb	Mar	Apr	May	Jun	Jul	Aug	Sep	Oct	Nov	Dec	Thru Aug	% Change	Trending	Total
2013	346	294	342	236	299	265	189	253	212	362	210	206	2,224			3,214
2014	258	242	269	323	288	196	213	175	-	-	-	-	1,964	-11.7%	▼	1,964

		Jan	Feb	Mar	Apr	May	Jun	Jul	Aug	Sep	Oct	Nov	Dec	Thru Aug	% Change	Trending	Total
Administrative Law	2013	-	-	1	-	-	-	1	-	-	1	-	-	2			3
	2014	-	-	-	-	-	-	1	-	-	-	-	-	1	-50.0%	▼	1
Contested Divorce	2013	4	7	8	15	10	8	5	5	8	9	4	5	62	17.7%	▲	88
	2014	6	7	10	8	14	8	5	15	-	-	-	-	73			73
Domestic and Family - Level 1	2013	6	5	11	4	11	8	11	2	18	21	5	4	58			106
	2014	-	11	6	2	5	6	5	7	-	-	-	-	42	-27.6%	▼	42
Domestic and Family - Level 2	2013	5	-	-	2	-	3	-	-	2	5	-	7	10			24
	2014	-	3	2	3	7	2	4	1	-	-	-	-	22	120.0%	▲	22
General Civil - Level 1	2013	-	-	-	-	-	-	-	-	-	-	1	-	0			1
	2014	-	1	2	-	-	-	1	-	-	-	-	-	4	0.0%	↔	4
General Civil - Level 2	2013	5	6	7	15	7	7	1	8	6	5	2	4	56			73
	2014	6	2	6	4	6	8	6	5	-	-	-	-	43	-23.2%	▼	43
General Civil - Level 3	2013	3	1	4	1	2	1	5	1	-	1	1	-	18			20
	2014	-	1	2	1	1	2	2	1	-	-	-	-	10	-44.4%	▼	10
Miscellaneous	2013	161	125	117	99	76	77	57	62	75	83	64	74	774			1,070
	2014	97	85	96	95	68	50	53	72	-	-	-	-	616	-20.4%	▼	616
Misdemeanor	2013	19	20	21	11	22	11	11	16	26	23	17	7	131			204
	2014	14	3	18	18	15	13	25	21	-	-	-	-	127	-3.1%	▼	127
Non-Capital Felonies and Related Matters	2013	81	46	103	25	79	100	31	101	25	135	85	61	566			872
	2014	82	37	41	107	125	47	69	31	-	-	-	-	539	-4.8%	▼	539
Other	2013	47	68	53	40	71	28	27	26	23	57	20	30	360			490
	2014	28	72	57	53	25	35	23	-	-	-	-	-	293	-18.6%	▼	293
Other Criminally Related Matters	2013	2	3	1	4	1	3	15	10	4	2	-	1	39			46
	2014	8	2	10	7	4	4	4	-	-	-	-	-	39	0.0%	↔	39
Probates/Wills and Trusts - Level 1	2013	1	-	-	-	-	1	-	-	-	-	-	-	2			2
	2014	-	-	-	-	-	-	-	1	-	-	-	-	1	-50.0%	▼	1
Probates/Wills and Trusts - Level 2	2013	-	-	1	3	-	-	-	-	1	1	-	-	4			6
	2014	-	-	2	1	1	-	-	-	-	-	-	-	4	0.0%	↔	4
Protective Orders	2013	-	-	-	-	-	-	-	-	-	-	1	-	0			1
	2014	-	-	-	-	-	4	3	1	-	-	-	-	8	0.0%	↔	8
Uncontested Divorce	2013	12	13	15	17	20	18	25	22	24	19	10	13	142			208
	2014	17	18	17	24	17	17	12	20	-	-	-	-	142	0.0%	↔	142

Type of Court: Circuit

Locale/Circuit: Winchester 26

Start/End Date: Jan-13 / Aug-14

Type of Case: Filings

AVG. Month: 212

2013 AVG Month: 215

2014 AVG Month: 209

Jan-Aug 2013: 1,847

Jan-Aug 2014: 1,672

Filings Trending: Downward ▼

D

a

s

h

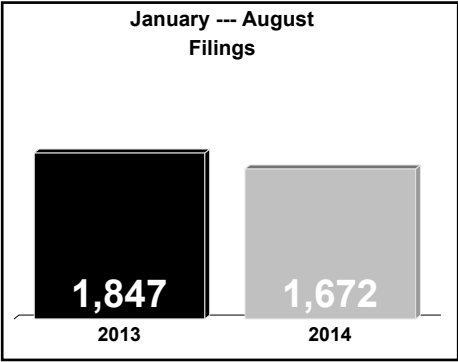
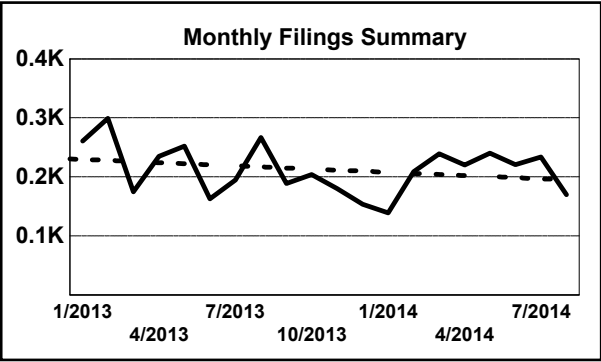
b

o

a

r

d



	Jan	Feb	Mar	Apr	May	Jun	Jul	Aug	Sep	Oct	Nov	Dec	Thru Aug	% Change	Trending	Total
2013	261	299	175	235	252	163	195	267	189	204	180	154	1,847			2,574
2014	139	209	239	220	240	221	234	170	-	-	-	-	1,672	-9.5%	▼	1,672

		Jan	Feb	Mar	Apr	May	Jun	Jul	Aug	Sep	Oct	Nov	Dec	Thru Aug	% Change	Trending	Total
Administrative Law	2013	-	-	-	-	-	1	-	-	-	-	-	-	1			1
	2014	-	1	-	-	-	-	-	-	-	-	-	-	1	0.0%	↔	1
Contested Divorce	2013	2	6	1	3	3	4	3	3	4	4	5	6	25			44
	2014	3	4	6	7	2	7	5	4	-	-	-	-	38	52.0%	▲	38
Domestic and Family - Level 1	2013	1	2	1	4	-	3	2	3	-	6	1	4	16			27
	2014	1	2	4	4	1	1	-	2	-	-	-	-	15	-6.3%	▼	15
Domestic and Family - Level 2	2013	-	1	-	-	4	2	-	1	1	1	1	4	8			15
	2014	-	2	2	1	-	3	1	1	-	-	-	-	10	25.0%	▲	10
General Civil - Level 1	2013	4	-	-	-	1	1	-	3	1	-	-	-	9			10
	2014	-	-	-	1	1	1	-	1	-	-	-	-	4	-55.6%	▼	4
General Civil - Level 2	2013	7	6	2	13	5	4	3	8	6	1	3	2	48			60
	2014	2	8	2	3	7	2	2	3	-	-	-	-	29	-39.6%	▼	29
General Civil - Level 3	2013	4	1	3	2	3	3	1	1	6	-	1	-	18			25
	2014	-	-	2	1	2	2	3	1	-	-	-	-	11	-38.9%	▼	11
Miscellaneous	2013	66	63	33	27	38	23	26	31	35	29	32	17	307			420
	2014	31	38	33	42	23	29	32	29	-	-	-	-	257	-16.3%	▼	257
Misdemeanor	2013	55	67	36	51	50	40	61	65	39	39	57	35	425			595
	2014	20	53	72	45	69	39	52	35	-	-	-	-	385	-9.4%	▼	385
Non-Capital Felonies and Related Matters	2013	119	136	85	125	132	76	82	132	79	111	62	74	887			1,213
	2014	65	80	101	94	120	118	119	79	-	-	-	-	776	-12.5%	▼	776
Other	2013	1	4	3	4	-	2	1	2	7	3	4	6	17			37
	2014	4	3	2	5	4	4	4	2	-	-	-	-	28	64.7%	▲	28
Other Criminally Related Matters	2013	-	9	4	-	5	2	7	3	1	3	7	-	30			41
	2014	3	5	5	2	-	2	6	2	-	-	-	-	25	-16.7%	▼	25
Probates/Wills and Trusts - Level 1	2013	-	-	-	-	1	-	-	-	-	-	-	-	1			1
	2014	-	1	-	-	-	-	1	-	-	-	-	-	2	100.0%	▲	2
Probates/Wills and Trusts - Level 2	2013	-	-	-	1	-	-	-	1	1	-	-	1	2			4
	2014	1	1	1	1	-	1	-	1	-	-	-	-	6	200.0%	▲	6
Uncontested Divorce	2013	2	4	7	5	10	2	9	14	9	7	7	5	53			81
	2014	9	11	9	14	11	12	9	10	-	-	-	-	85	60.4%	▲	85

Type of Court: Circuit

Locale/Circuit: Bland 27

Start/End Date: Jan-13 / Aug-14

Type of Case: Filings

AVG. Month: 39

2013 AVG Month: 41

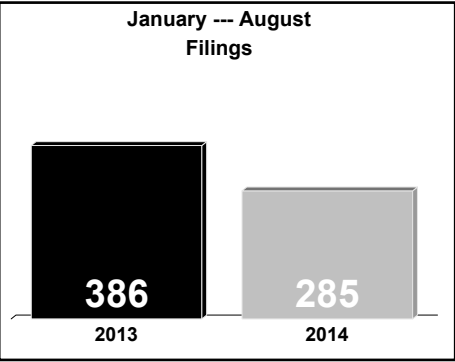
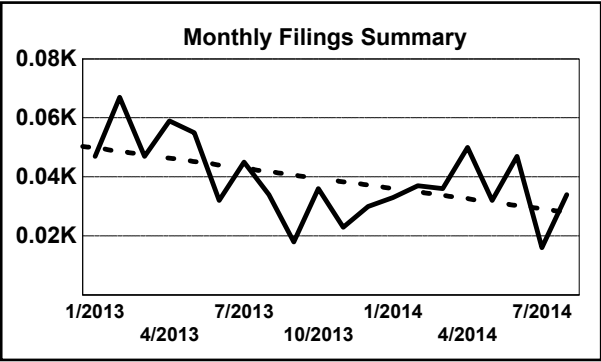
2014 AVG Month: 36

Jan-Aug 2013: 386

Jan-Aug 2014: 285

Filings Trending: Downward ▼

D  
a  
s  
h  
b  
o  
a  
r  
d



	Jan	Feb	Mar	Apr	May	Jun	Jul	Aug	Sep	Oct	Nov	Dec	Thru Aug	% Change	Trending	Total
2013	47	67	47	59	55	32	45	34	18	36	23	30	386			493
2014	33	37	36	50	32	47	16	34	-	-	-	-	285	-26.2%	▼	285

		Jan	Feb	Mar	Apr	May	Jun	Jul	Aug	Sep	Oct	Nov	Dec	Thru Aug	% Change	Trending	Total
Contested Divorce	2013	-	2	-	1	1	-	3	3	-	-	1	-	10			11
	2014	2	-	1	1	1	3	-	1	-	-	-	-	9	-10.0%	▼	9
Domestic and Family - Level 1	2013	1	3	-	-	1	-	-	1	-	-	-	-	6			6
	2014	-	-	-	-	-	1	-	-	-	-	-	-	1	-83.3%	▼	1
Domestic and Family - Level 2	2013	2	-	1	-	-	-	3	-	1	-	-	-	6			7
	2014	1	-	-	1	-	-	-	-	-	-	-	-	2	-66.7%	▼	2
General Civil - Level 2	2013	1	3	1	-	1	1	1	-	1	-	-	1	8			10
	2014	-	-	-	1	-	1	-	-	-	-	-	-	2	-75.0%	▼	2
General Civil - Level 3	2013	-	-	-	1	-	-	1	-	-	-	-	2	2			4
	2014	-	-	-	1	-	-	-	-	-	-	-	-	1	-50.0%	▼	1
Miscellaneous	2013	33	45	33	35	27	5	19	13	12	19	11	18	210			270
	2014	23	22	25	38	16	17	12	14	-	-	-	-	167	-20.5%	▼	167
Misdemeanor	2013	2	2	1	-	2	-	2	1	-	1	-	2	10			13
	2014	-	1	2	1	1	1	-	2	-	-	-	-	8	-20.0%	▼	8
Non-Capital Felonies and Related Matters	2013	4	9	9	20	19	23	13	14	4	12	8	6	111			141
	2014	2	11	3	5	9	20	1	9	-	-	-	-	60	-45.9%	▼	60
Other	2013	1	-	-	1	-	-	1	-	-	1	-	-	3			4
	2014	-	-	-	-	1	1	1	-	-	-	-	-	3	0.0%	↔	3
Other Criminally Related Matters	2013	-	1	-	-	-	1	1	1	-	-	-	-	4			4
	2014	-	2	-	2	2	-	1	6	-	-	-	-	13	225.0%	▲	13
Probates/Wills and Trusts - Level 2	2013	1	1	-	-	-	-	-	-	-	1	1	-	2			4
	2014	-	1	-	-	1	-	-	-	-	-	-	-	2	0.0%	↔	2
Uncontested Divorce	2013	2	1	2	1	4	2	1	1	-	2	2	1	14			19
	2014	5	-	5	-	1	3	1	2	-	-	-	-	17	21.4%	▲	17

Type of Court: Circuit

Locale/Circuit: Carroll 27

Start/End Date: Jan-13 / Aug-14

Type of Case: Filings

AVG. Month: 235

2013 AVG Month: 233

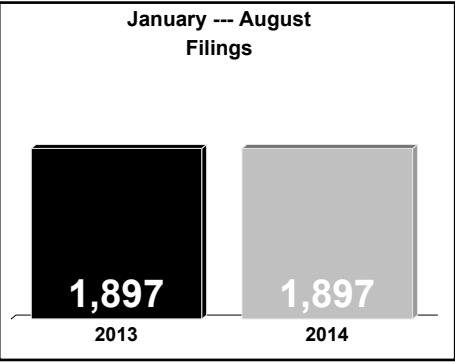
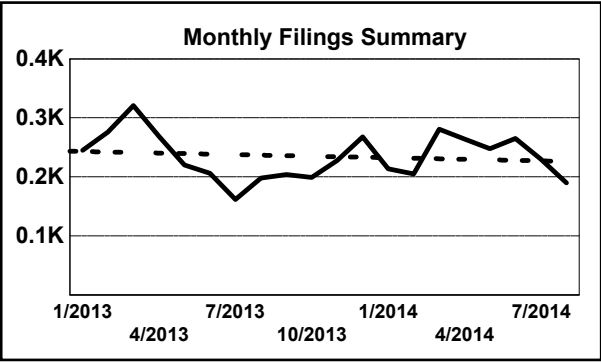
2014 AVG Month: 237

Jan-Aug 2013: 1,897

Jan-Aug 2014: 1,897

Filings Trending: Steady ↔

D  
a  
s  
h  
b  
o  
a  
r  
d



	Jan	Feb	Mar	Apr	May	Jun	Jul	Aug	Sep	Oct	Nov	Dec	Thru Aug	% Change	Trending	Total
2013	245	276	321	269	220	206	162	198	204	199	228	268	1,897			2,796
2014	214	205	281	264	248	265	230	190	-	-	-	-	1,897	0.0%	↔	1,897

		Jan	Feb	Mar	Apr	May	Jun	Jul	Aug	Sep	Oct	Nov	Dec	Thru Aug	% Change	Trending	Total
Administrative Law	2014	-	-	-	-	-	-	-	1	-	-	-	-	1			1
Contested Divorce	2013	3	5	6	10	4	6	1	5	1	5	-	4	40			50
	2014	1	4	7	5	7	6	6	4	-	-	-	-	40	0.0%	↔	40
Domestic and Family - Level 1	2013	1	2	3	12	1	5	-	4	4	4	2	3	28			41
	2014	4	-	3	5	5	1	12	2	-	-	-	-	32	14.3%	▲	32
Domestic and Family - Level 2	2013	3	2	4	1	1	1	3	3	4	1	6	3	18			32
	2014	2	1	5	2	4	7	-	1	-	-	-	-	22	22.2%	▲	22
General Civil - Level 1	2013	-	2	-	2	1	1	-	-	-	1	-	-	6			7
	2014	2	2	1	1	-	1	-	1	-	-	-	-	8	33.3%	▲	8
General Civil - Level 2	2013	6	3	5	3	1	5	7	5	8	4	6	3	35			56
	2014	2	5	6	4	5	3	8	6	-	-	-	-	39	11.4%	▲	39
General Civil - Level 3	2013	3	3	2	2	-	16	7	3	4	1	4	1	36			46
	2014	2	4	9	3	2	4	4	4	-	-	-	-	32	-11.1%	▼	32
Miscellaneous	2013	132	140	127	105	91	61	61	61	79	72	77	76	778			1,082
	2014	71	92	93	68	75	52	75	66	-	-	-	-	592	-23.9%	▼	592
Misdemeanor	2013	6	14	34	32	10	4	20	9	6	9	9	5	129			158
	2014	10	4	9	15	14	11	14	6	-	-	-	-	83	-35.7%	▼	83
Non-Capital Felonies and Related Matters	2013	45	56	90	48	63	64	22	56	59	56	81	130	444			770
	2014	80	44	88	90	80	129	56	66	-	-	-	-	633	42.6%	▲	633
Other	2013	25	26	30	21	29	27	23	31	25	24	23	25	212			309
	2014	24	30	29	26	22	25	18	16	-	-	-	-	190	-10.4%	▼	190
Other Criminally Related Matters	2013	12	8	8	22	6	2	11	10	3	15	9	4	79			110
	2014	11	7	9	34	14	18	24	6	-	-	-	-	123	55.7%	▲	123
Probates/Wills and Trusts	2014	-	-	-	-	-	-	-	1	-	-	-	-	1			1
Probates/Wills and Trusts - Level 2	2013	3	5	1	3	4	3	2	2	3	1	4	5	23			36
	2014	-	3	10	3	7	3	5	4	-	-	-	-	35	52.2%	▲	35
Uncontested Divorce	2013	6	10	11	8	9	11	5	9	8	6	7	9	69			99
	2014	5	9	12	8	13	5	8	6	-	-	-	-	66	-4.3%	▼	66

Type of Court: Circuit

Locale/Circuit: Floyd 27

Start/End Date: Jan-13 / Aug-14

Type of Case: Filings

AVG. Month: 86

2013 AVG Month: 92

2014 AVG Month: 77

Jan-Aug 2013: 758

Jan-Aug 2014: 612

Filings Trending: Downward ▼

D

a

s

h

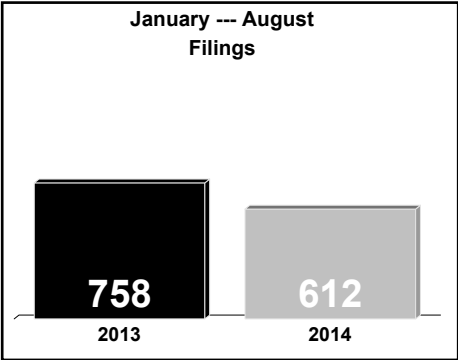
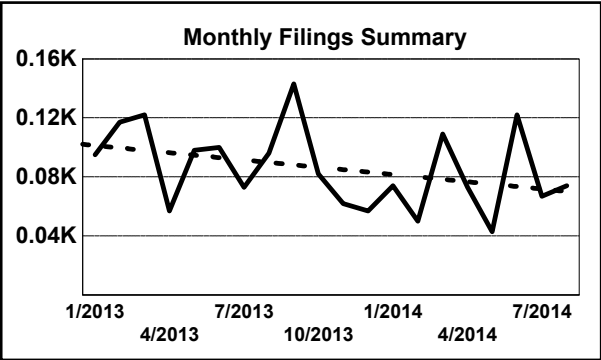
b

o

a

r

d

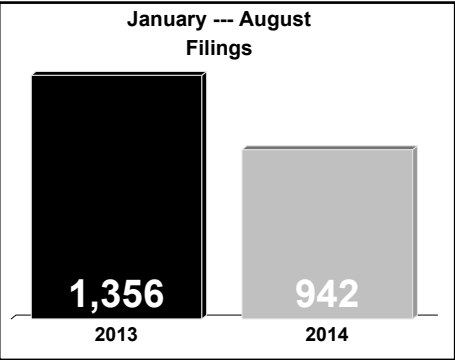
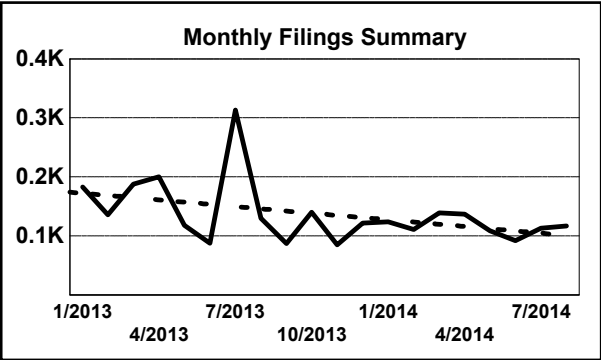


	Jan	Feb	Mar	Apr	May	Jun	Jul	Aug	Sep	Oct	Nov	Dec	Thru Aug	% Change	Trending	Total
2013	95	117	122	57	98	100	73	96	143	82	62	57	758			1,102
2014	74	50	109	73	43	122	67	74	-	-	-	-	612	-19.3%	▼	612

		Jan	Feb	Mar	Apr	May	Jun	Jul	Aug	Sep	Oct	Nov	Dec	Thru Aug	% Change	Trending	Total
Administrative Law	2013	-	-	-	-	1	-	1	-	-	-	-	-	2			2
Contested Divorce	2013	4	2	3	2	3	3	1	3	4	4	7	1	21			37
	2014	2	-	4	7	1	3	-	4	-	-	-	-	21	0.0%	↔	21
Domestic and Family - Lev	2013	2	-	-	-	-	-	-	-	-	-	-	1	2			3
Domestic and Family - Level 2	2013	3	-	-	2	2	1	-	-	1	3	-	-	8			12
	2014	2	1	-	-	1	-	1	-	-	-	-	-	5	-37.5%	▼	5
General Civil - Level 1	2013	-	-	-	-	-	1	-	-	-	-	-	-	1			1
	2014	1	-	1	-	-	-	-	-	-	-	-	-	2	100.0%	▲	2
General Civil - Level 2	2013	1	2	4	1	2	2	2	2	1	3	1	-	16			21
	2014	2	3	-	-	-	1	2	4	-	-	-	-	12	-25.0%	▼	12
General Civil - Level 3	2013	1	2	-	2	4	-	6	5	2	1	-	-	20			23
	2014	1	1	1	2	-	1	7	2	-	-	-	-	15	-25.0%	▼	15
Miscellaneous	2013	58	72	61	35	35	35	27	37	31	39	30	22	360			482
	2014	38	29	51	38	18	32	26	41	-	-	-	-	273	-24.2%	▼	273
Misdemeanor	2013	5	3	10	2	9	5	5	5	9	7	4	11	44			75
	2014	8	5	18	10	8	15	1	5	-	-	-	-	70	59.1%	▲	70
Non-Capital Felonies and Related Matters	2013	18	30	42	10	33	50	26	33	90	21	11	19	242			383
	2014	16	3	32	10	12	68	11	8	-	-	-	-	160	-33.9%	▼	160
Other	2013	1	-	-	-	-	-	-	-	-	-	-	1	1			2
	2014	-	1	1	-	2	2	11	5	-	-	-	-	22	2,100.0%	▲	22
Other Criminally Related Matters	2013	-	-	-	-	3	-	3	5	-	-	-	-	11			11
	2014	1	2	-	2	1	-	2	2	-	-	-	-	10	-9.1%	▼	10
Probates/Wills and Trusts	2014	-	-	-	-	-	-	-	1	-	-	-	-	1			1
Probates/Wills and Trusts - Level 2	2013	-	-	-	-	1	-	1	-	-	1	-	-	2			3
	2014	-	1	-	1	-	-	1	-	-	-	-	-	3	50.0%	▲	3
Uncontested Divorce	2013	2	6	2	3	5	3	1	6	5	3	9	2	28			47
	2014	3	4	1	3	-	-	5	2	-	-	-	-	18	-35.7%	▼	18

Type of Court: Circuit  
Locale/Circuit: Giles 27  
Start/End Date: Jan-13 / Aug-14  
Type of Case: Filings  
AVG. Month: 137  
2013 AVG Month: 149  
2014 AVG Month: 118  
Jan-Aug 2013: 1,356  
Jan-Aug 2014: 942  
Filings Trending: Downward ▼

D  
a  
s  
h  
b  
o  
a  
r  
d



	Jan	Feb	Mar	Apr	May	Jun	Jul	Aug	Sep	Oct	Nov	Dec	Thru Aug	% Change	Trending	Total
2013	183	136	188	200	118	88	313	130	87	140	85	122	1,356			1,790
2014	124	111	139	137	109	92	113	117	-	-	-	-	942	-30.5%	▼	942

		Jan	Feb	Mar	Apr	May	Jun	Jul	Aug	Sep	Oct	Nov	Dec	Thru Aug	% Change	Trending	Total
Contested Divorce	2013	3	1	1	2	4	2	-	2	2	1	3	2	15			23
	2014	-	-	2	1	2	-	3	-	-	-	-	-	8	-46.7%	▼	8
Domestic and Family - Level 1	2013	10	-	10	-	-	10	5	2	6	1	2	2	37			48
	2014	9	1	6	-	3	7	-	3	-	-	-	-	29	-21.6%	▼	29
Domestic and Family - Level 2	2013	1	-	6	-	-	3	1	1	1	-	-	-	12			13
	2014	-	-	3	-	1	1	3	-	-	-	-	-	8	-33.3%	▼	8
General Civil - Level 1	2013	-	-	-	-	2	-	1	-	-	-	-	-	3			3
	2014	-	-	1	1	-	-	-	-	-	-	-	-	2	-33.3%	▼	2
General Civil - Level 2	2013	3	1	5	3	10	1	1	2	3	3	1	2	26			35
	2014	1	4	1	2	4	4	1	4	-	-	-	-	21	-19.2%	▼	21
General Civil - Level 3	2013	2	1	4	-	10	3	3	-	1	5	1	-	23			30
	2014	9	4	1	-	-	-	2	7	-	-	-	-	23	0.0%	↔	23
Miscellaneous	2013	106	80	69	140	47	7	74	43	34	38	34	41	566			713
	2014	28	46	50	47	37	25	31	20	-	-	-	-	284	-49.8%	▼	284
Misdemeanor	2013	2	9	2	7	2	14	23	10	4	11	8	4	69			96
	2014	8	2	6	11	4	4	13	4	-	-	-	-	52	-24.6%	▼	52
Non-Capital Felonies and Related Matters	2013	49	38	81	43	30	45	197	44	29	71	23	60	527			710
	2014	59	46	54	67	44	43	50	71	-	-	-	-	434	-17.6%	▼	434
Other	2014	-	1	-	-	-	-	-	-	-	-	-	-	1			1
Other Criminally Related Matters	2013	1	3	-	2	9	1	5	19	3	7	5	8	40			63
	2014	5	2	5	2	7	-	7	6	-	-	-	-	34	-15.0%	▼	34
Probates/Wills and Trusts - Level 2	2013	1	1	1	2	2	1	2	3	1	-	1	-	13			15
	2014	1	3	2	2	1	4	1	1	-	-	-	-	15	15.4%	▲	15
Protective Orders	2013	2	-	-	-	-	-	-	-	-	2	-	-	2			4
Uncontested Divorce	2013	3	2	9	1	2	1	1	4	3	1	7	3	23			37
	2014	4	2	8	4	6	4	2	1	-	-	-	-	31	34.8%	▲	31

Type of Court: Circuit

Locale/Circuit: Grayson 27

Start/End Date: Jan-13 / Aug-14

Type of Case: Filings

AVG. Month: 108

2013 AVG Month: 115

2014 AVG Month: 98

Jan-Aug 2013: 1,028

Jan-Aug 2014: 780

Filings Trending: Downward ▼

D

a

s

h

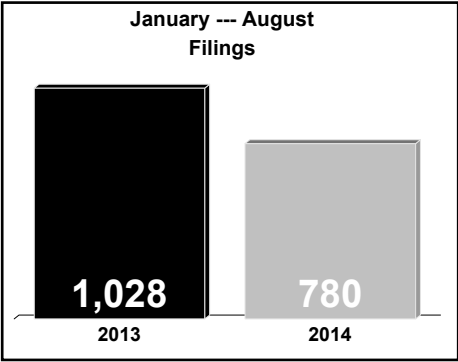
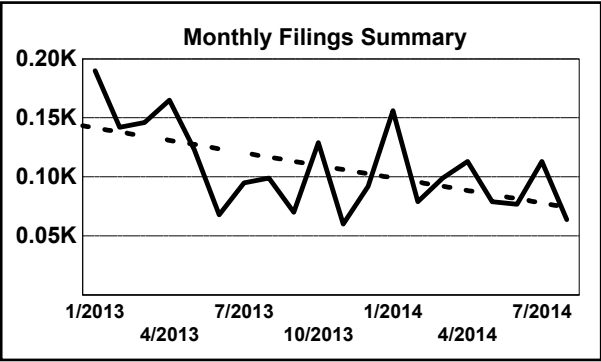
b

o

a

r

d



	Jan	Feb	Mar	Apr	May	Jun	Jul	Aug	Sep	Oct	Nov	Dec	Thru Aug	% Change	Trending	Total
2013	190	142	146	165	123	68	95	99	70	129	60	92	1,028			1,379
2014	156	79	99	113	79	77	113	64	-	-	-	-	780	-24.1%	▼	780

		Jan	Feb	Mar	Apr	May	Jun	Jul	Aug	Sep	Oct	Nov	Dec	Thru Aug	% Change	Trending	Total
Contested Divorce	2013	3	4	2	-	3	1	2	1	2	4	2	-	16			24
	2014	2	2	3	-	2	1	3	4	-	-	-	-	17	6.3%	▲	17
Domestic and Family - Level 1	2013	4	-	4	8	6	-	-	1	3	3	-	-	23			29
	2014	2	2	-	-	-	-	-	3	-	-	-	-	7	-69.6%	▼	7
Domestic and Family - Level 2	2013	1	2	-	1	1	1	1	1	-	-	-	2	8			10
	2014	-	-	-	-	-	-	-	1	-	-	-	-	1	-87.5%	▼	1
General Civil - Level 1	2013	-	-	2	-	1	-	-	1	1	-	-	1	4			6
General Civil - Level 2	2013	2	1	3	4	2	-	2	-	1	3	3	1	14			22
	2014	1	2	-	-	1	1	2	1	-	-	-	-	8	-42.9%	▼	8
General Civil - Level 3	2013	1	1	1	2	1	2	1	3	1	2	3	-	12			18
	2014	1	-	1	1	1	1	-	-	-	-	-	-	5	-58.3%	▼	5
Miscellaneous	2013	94	94	79	64	60	34	30	35	36	40	30	42	490			638
	2014	38	43	63	51	31	18	37	21	-	-	-	-	302	-38.4%	▼	302
Misdemeanor	2013	15	6	16	8	11	8	6	10	9	7	8	5	80			109
	2014	12	6	5	5	10	7	15	4	-	-	-	-	64	-20.0%	▼	64
Non-Capital Felonies and Related Matters	2013	65	24	30	71	22	16	46	39	13	60	10	37	313			433
	2014	96	16	17	47	22	43	48	24	-	-	-	-	313	0.0%	↔	313
Other	2013	-	1	2	1	2	2	1	1	-	1	-	1	10			12
	2014	-	2	-	1	1	2	2	1	-	-	-	-	9	-10.0%	▼	9
Other Criminally Related Matters	2013	-	1	1	3	2	2	2	2	1	1	2	2	13			19
	2014	3	-	-	3	2	-	-	1	-	-	-	-	9	-30.8%	▼	9
Probates/Wills and Trusts	2013	-	-	-	-	-	-	-	-	-	-	-	1	0			1
Probates/Wills and Trusts - Level 2	2013	-	2	2	-	4	-	1	-	1	2	1	-	9	0.0%	↔	13
	2014	-	1	1	-	2	-	2	-	-	-	-	-	6	-33.3%	▼	6
Protective Orders	2013	1	-	-	-	1	-	-	2	-	1	-	-	4			5
	2014	-	-	-	1	-	1	-	-	-	-	-	-	2	-50.0%	▼	2
Uncontested Divorce	2013	4	6	4	3	7	2	3	3	2	5	1	-	32			40
	2014	1	5	9	4	7	3	4	4	-	-	-	-	37	15.6%	▲	37

Type of Court: Circuit

Locale/Circuit: Montgomery 27

Start/End Date: Jan-13 / Aug-14

Type of Case: Filings

AVG. Month: 397

2013 AVG Month: 413

2014 AVG Month: 372

Jan-Aug 2013: 3,365

Jan-Aug 2014: 2,979

Filings Trending: Downward ▼

D

a

s

h

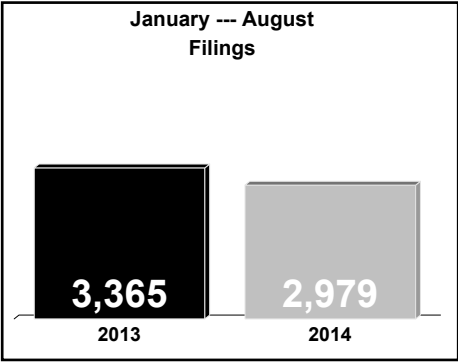
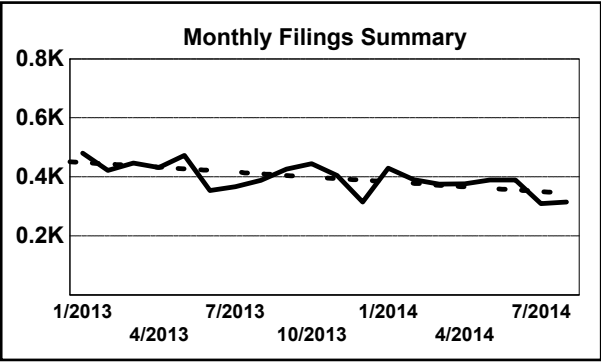
b

o

a

r

d



	Jan	Feb	Mar	Apr	May	Jun	Jul	Aug	Sep	Oct	Nov	Dec	Thru Aug	% Change	Trending	Total
2013	481	422	447	432	473	354	367	389	426	445	405	315	3,365			4,956
2014	430	391	376	377	390	390	310	315	-	-	-	-	2,979	-11.5%	▼	2,979

		Jan	Feb	Mar	Apr	May	Jun	Jul	Aug	Sep	Oct	Nov	Dec	Thru Aug	% Change	Trending	Total
Administrative Law	2013	-	1	-	2	1	1	-	-	-	-	2	-	5			7
	2014	-	1	-	-	-	-	-	1	-	-	-	-	2	-60.0%	▼	2
Contested Divorce	2013	7	12	16	7	15	9	7	14	6	5	4	10	87			112
	2014	7	6	15	10	7	1	8	4	-	-	-	-	58	-33.3%	▼	58
Domestic and Family - Level 1	2013	4	6	6	1	3	5	4	13	5	9	2	5	42			63
	2014	1	4	3	8	2	2	4	6	-	-	-	-	30	-28.6%	▼	30
Domestic and Family - Level 2	2013	4	3	3	4	4	1	4	8	2	1	3	2	31			39
	2014	8	1	4	5	4	3	5	2	-	-	-	-	32	3.2%	▲	32
General Civil - Level 1	2013	3	-	1	-	1	1	1	-	-	1	-	1	7			9
	2014	2	-	1	-	1	-	-	-	-	-	-	-	4	-42.9%	▼	4
General Civil - Level 2	2013	11	8	6	7	10	6	6	10	11	9	8	9	64			101
	2014	20	8	15	9	7	10	7	13	-	-	-	-	89	39.1%	▲	89
General Civil - Level 3	2013	5	8	10	8	12	3	5	7	4	5	2	8	58			77
	2014	3	4	5	1	13	1	5	6	-	-	-	-	38	-34.5%	▼	38
Miscellaneous	2013	286	219	243	246	189	155	140	147	130	168	131	133	1,625			2,187
	2014	177	147	197	146	119	142	118	91	-	-	-	-	1,137	-30.0%	▼	1,137
Misdemeanor	2013	32	40	32	26	31	27	38	29	45	31	37	22	255			390
	2014	40	41	29	28	43	93	26	23	-	-	-	-	323	26.7%	▲	323
Non-Capital Felonies and Related Matters	2013	106	98	94	102	162	120	123	131	203	181	194	105	936			1,619
	2014	148	157	70	142	171	96	107	130	-	-	-	-	1,021	9.1%	▲	1,021
Other	2013	2	1	2	1	-	-	1	-	1	4	6	1	7			19
	2014	-	2	2	1	-	10	2	4	-	-	-	-	21	200.0%	▲	21
Other Criminally Related Matters	2013	12	7	14	12	17	9	14	11	8	8	8	6	96			126
	2014	9	9	12	15	4	10	4	8	-	-	-	-	71	-26.0%	▼	71
Probates/Wills and Trusts - Level 1	2013	-	-	-	-	-	-	-	-	-	1	-	-	0			1
	2014	1	-	-	-	1	-	1	-	-	-	-	-	3	0.0%	↔	3
Probates/Wills and Trusts - Level 2	2013	-	2	3	2	8	4	7	2	4	1	1	2	28			36
	2014	1	2	2	1	1	2	3	6	-	-	-	-	18	-35.7%	▼	18
Uncontested Divorce	2013	9	17	17	14	20	13	17	17	7	21	7	11	124			170
	2014	13	9	21	11	17	20	20	21	-	-	-	-	132	6.5%	▲	132



Type of Court: Circuit

Locale/Circuit: Pulaski 27

Start/End Date: Jan-13 / Aug-14

Type of Case: Filings

AVG. Month: 278

2013 AVG Month: 290

2014 AVG Month: 262

Jan-Aug 2013: 2,343

Jan-Aug 2014: 2,092

Filings Trending: Downward ▼

D

a

s

h

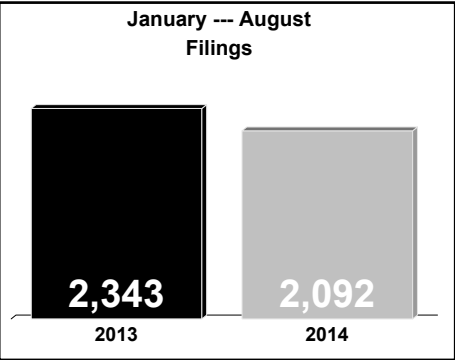
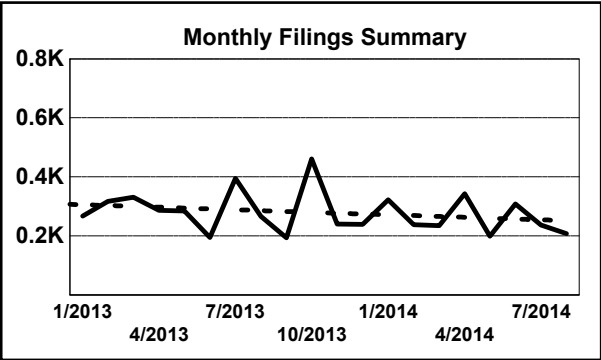
b

o

a

r

d



	Jan	Feb	Mar	Apr	May	Jun	Jul	Aug	Sep	Oct	Nov	Dec	Thru Aug	% Change	Trending	Total
2013	267	317	331	287	285	195	395	266	194	461	240	239	2,343			3,477
2014	323	238	235	343	199	309	237	208	-	-	-	-	2,092	-10.7%	▼	2,092

		Jan	Feb	Mar	Apr	May	Jun	Jul	Aug	Sep	Oct	Nov	Dec	Thru Aug	% Change	Trending	Total
Administrative Law	2013	-	-	1	-	1	-	-	-	-	-	2	-	2			4
	2014	-	-	1	-	-	-	-	-	-	-	-	-	1	-50.0%	▼	1
Capital Murder	2014	-	-	-	1	-	-	-	-	-	-	-	-	1			1
Contested Divorce	2013	2	5	9	4	7	1	6	1	3	3	7	4	35			52
	2014	4	5	6	3	2	5	6	4	-	-	-	-	35	0.0%	↔	35
Domestic and Family - Level 1	2013	10	21	6	22	2	15	9	9	4	4	10	10	94			122
	2014	8	3	2	3	4	8	4	9	-	-	-	-	41	-56.4%	▼	41
Domestic and Family - Level 2	2013	2	1	3	2	3	1	1	2	1	3	3	4	15			26
	2014	1	-	-	1	3	-	2	2	-	-	-	-	9	-40.0%	▼	9
General Civil - Level 1	2013	1	-	-	2	-	-	-	3	-	1	1	1	6			9
	2014	-	2	-	-	1	-	-	1	-	-	-	-	4	-33.3%	▼	4
General Civil - Level 2	2013	3	5	8	8	3	2	2	2	2	7	3	1	33			46
	2014	2	7	2	3	3	12	3	4	-	-	-	-	36	9.1%	▲	36
General Civil - Level 3	2013	5	3	2	4	8	4	3	2	1	11	-	1	31			44
	2014	4	1	1	2	2	-	1	2	-	-	-	-	13	-58.1%	▼	13
Miscellaneous	2013	116	137	105	97	103	69	63	87	65	78	67	61	777			1,048
	2014	105	87	99	71	71	68	69	61	-	-	-	-	631	-18.8%	▼	631
Misdemeanor	2013	27	31	27	25	23	18	21	29	30	46	28	29	201			334
	2014	33	21	16	35	16	40	20	27	-	-	-	-	208	3.5%	▲	208
Non-Capital Felonies and Related Matters	2013	59	91	126	78	89	39	246	93	55	252	85	105	821			1,318
	2014	130	63	61	180	57	123	88	52	-	-	-	-	754	-8.2%	▼	754
Other	2013	25	7	12	17	26	31	21	18	14	29	14	15	157			229
	2014	14	27	22	21	24	30	22	27	-	-	-	-	187	19.1%	▲	187
Other Criminally Related Matters	2013	5	7	12	10	6	10	12	8	10	15	8	4	70			107
	2014	15	12	7	5	3	12	9	10	-	-	-	-	73	4.3%	▲	73
Probates/Wills and Trusts	2013	-	-	2	-	-	-	-	-	-	-	-	-	2			2
Probates/Wills and Trusts - Level 2	2013	1	1	1	5	2	1	-	-	2	1	1	-	11			15
	2014	-	-	1	5	2	2	-	1	-	-	-	-	11	0.0%	↔	11
Protective Orders	2013	1	-	-	1	2	-	1	2	1	1	1	-	7			10
	2014	-	-	-	1	1	-	1	2	-	-	-	-	5	-28.6%	▼	5
Uncontested Divorce	2013	10	8	17	12	10	4	10	10	6	10	10	4	81			111
	2014	7	10	17	12	10	9	12	6	-	-	-	-	83	2.5%	▲	83

Type of Court: Circuit

Locale/Circuit: Wythe 27

Start/End Date: Jan-13 / Aug-14

Type of Case: Filings

AVG. Month: 208

2013 AVG Month: 228

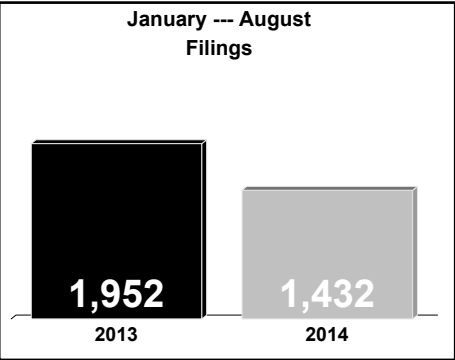
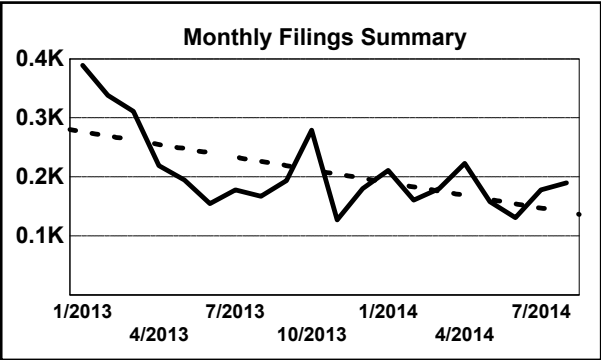
2014 AVG Month: 179

Jan-Aug 2013: 1,952

Jan-Aug 2014: 1,432

Filings Trending: Downward ▼

D  
a  
s  
h  
b  
o  
a  
r  
d



	Jan	Feb	Mar	Apr	May	Jun	Jul	Aug	Sep	Oct	Nov	Dec	Thru Aug	% Change	Trending	Total
2013	389	338	311	219	195	155	178	167	194	279	127	180	1,952			2,732
2014	211	161	180	223	158	131	178	190	-	-	-	-	1,432	-26.6%	▼	1,432

		Jan	Feb	Mar	Apr	May	Jun	Jul	Aug	Sep	Oct	Nov	Dec	Thru Aug	% Change	Trending	Total
Administrative Law	2013	-	-	-	1	-	-	-	-	-	-	-	-	1			1
Contested Divorce	2013	5	1	5	7	3	2	6	4	4	5	3	5	33			50
	2014	4	5	3	3	2	7	4	2	-	-	-	-	30	-9.1%	▼	30
Domestic and Family - Level 1	2013	7	1	7	1	2	8	-	6	11	1	3	7	32			54
	2014	9	3	3	5	10	4	-	11	-	-	-	-	45	40.6%	▲	45
Domestic and Family - Level 2	2013	-	2	1	1	4	3	3	2	2	-	1	-	16			19
	2014	-	-	2	1	3	1	3	-	-	-	-	-	10	-37.5%	▼	10
General Civil - Level 1	2014	-	-	-	1	-	-	2	-	-	-	-	-	3			3
General Civil - Level 2	2013	6	2	6	5	3	3	7	4	2	4	4	7	36			53
	2014	6	2	2	3	8	6	6	8	-	-	-	-	41	13.9%	▲	41
General Civil - Level 3	2013	-	-	1	-	-	3	5	4	2	5	4	1	13			25
	2014	1	2	3	5	8	2	3	1	-	-	-	-	25	92.3%	▲	25
Miscellaneous	2013	238	238	160	76	63	53	59	42	55	48	53	53	929			1,138
	2014	66	86	77	64	42	47	37	70	-	-	-	-	489	-47.4%	▼	489
Misdemeanor	2013	15	15	7	6	10	10	10	13	9	15	3	19	86			132
	2014	7	8	13	7	7	13	15	5	-	-	-	-	75	-12.8%	▼	75
Non-Capital Felonies and Related Matters	2013	97	58	98	99	91	62	72	67	85	177	49	67	644			1,022
	2014	102	38	57	111	55	33	84	65	-	-	-	-	545	-15.4%	▼	545
Other	2013	8	4	11	6	6	1	4	6	7	5	2	8	46			68
	2014	7	7	4	10	8	7	9	11	-	-	-	-	63	37.0%	▲	63
Other Criminally Related Matters	2013	6	5	6	8	1	2	7	6	6	8	3	6	41			64
	2014	3	-	8	4	7	5	8	4	-	-	-	-	39	-4.9%	▼	39
Probates/Wills and Trusts - Level 1	2013	-	-	-	-	-	-	-	-	-	1	-	1	0			2
	2014	-	1	-	-	-	-	-	-	-	-	-	-	1	0.0%	↔	1
Probates/Wills and Trusts - Level 2	2013	2	1	-	-	-	1	-	2	-	2	-	-	6			8
	2014	2	1	1	2	1	-	-	4	-	-	-	-	11	83.3%	▲	11
Uncontested Divorce	2013	5	11	9	9	12	7	5	11	11	8	2	6	69			96
	2014	4	8	7	7	7	6	7	9	-	-	-	-	55	-20.3%	▼	55

Type of Court: Circuit

Locale/Circuit: Radford 27

Start/End Date: Jan-13 / Aug-14

Type of Case: Filings

AVG. Month: 95

2013 AVG Month: 103

2014 AVG Month: 82

Jan-Aug 2013: 895

Jan-Aug 2014: 659

Filings Trending: Downward ▼

D

a

s

h

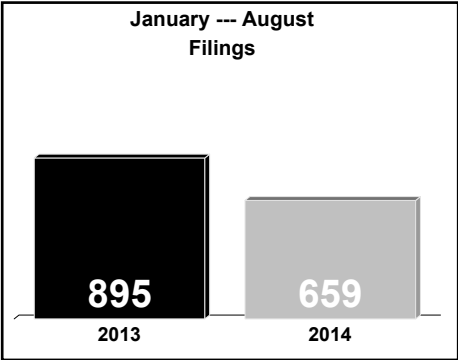
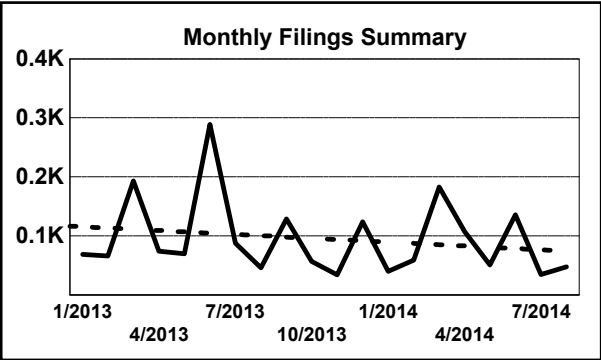
b

o

a

r

d

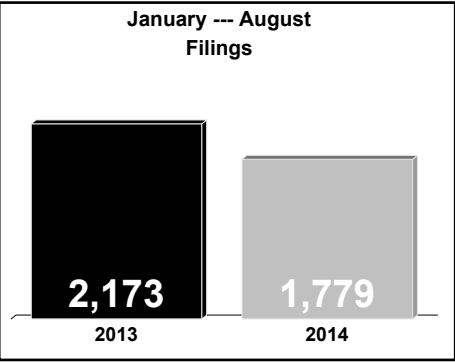
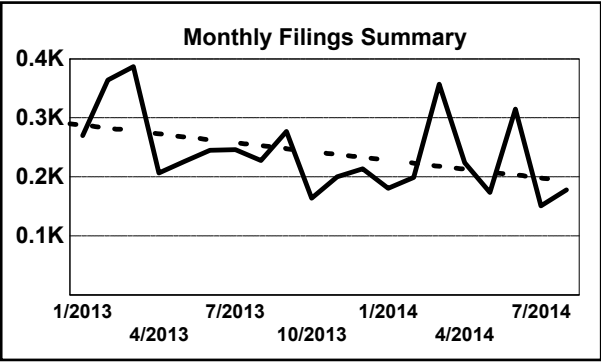


	Jan	Feb	Mar	Apr	May	Jun	Jul	Aug	Sep	Oct	Nov	Dec	Thru Aug	% Change	Trending	Total
2013	69	66	193	74	70	289	88	46	129	57	34	124	895			1,239
2014	40	59	183	107	51	136	35	48	-	-	-	-	659	-26.4%	▼	659

		Jan	Feb	Mar	Apr	May	Jun	Jul	Aug	Sep	Oct	Nov	Dec	Thru Aug	% Change	Trending	Total
Administrative Law	2013	1	-	-	-	-	-	-	-	-	-	-	-	1			1
Contested Divorce	2013	-	-	-	1	-	2	-	-	2	1	2	-	3			8
	2014	-	3	-	4	1	1	1	1	-	-	-	-	11	266.7%	▲	11
Domestic and Family - Level 1	2013	3	-	1	-	-	-	2	1	1	1	1	4	7	71.4%	▲	14
	2014	-	-	5	3	1	2	-	1	-	-	-	-	12			12
Domestic and Family - Level 2	2013	2	1	1	-	-	-	-	-	1	1	-	1	4			7
	2014	-	-	-	-	1	-	-	1	-	-	-	-	2	-50.0%	▼	2
General Civil - Level 1	2014	-	-	-	-	-	1	-	-	-	-	-	-	1			1
General Civil - Level 2	2013	1	-	1	3	-	2	2	1	-	2	-	1	10			13
	2014	-	-	1	3	-	-	2	1	-	-	-	-	7	-30.0%	▼	7
General Civil - Level 3	2013	1	-	2	2	-	2	1	1	2	1	1	1	9			14
	2014	-	-	-	1	-	-	1	-	-	-	-	-	2	-77.8%	▼	2
Miscellaneous	2013	45	38	20	34	31	26	15	17	12	22	14	20	226			294
	2014	26	25	25	24	17	20	12	17	-	-	-	-	166	-26.5%	▼	166
Misdemeanor	2013	-	2	28	6	6	25	22	5	14	6	6	23	94			143
	2014	1	7	18	26	1	31	5	9	-	-	-	-	98	4.3%	▲	98
Non-Capital Felonies and Related Matters	2013	7	11	127	18	19	220	27	10	88	9	8	71	439			615
	2014	9	17	126	36	27	70	7	13	-	-	-	-	305	-30.5%	▼	305
Other	2013	8	11	9	3	9	7	15	10	6	8	-	1	72			87
	2014	-	2	-	1	1	2	3	2	-	-	-	-	11	-84.7%	▼	11
Other Criminally Related Matters	2013	-	-	-	6	3	2	3	-	1	1	2	-	14			18
	2014	2	3	7	5	1	6	3	3	-	-	-	-	30	114.3%	▲	30
Probates/Wills and Trusts	2013	-	-	2	-	-	2	-	-	-	-	-	-	4			4
Protective Orders	2013	-	1	-	-	-	-	-	-	-	-	-	-	1			1
Uncontested Divorce	2013	1	2	2	1	2	1	1	1	2	5	-	2	11			20
	2014	2	2	1	4	1	3	1	-	-	-	-	-	14	27.3%	▲	14

Type of Court: Circuit  
Locale/Circuit: Smyth 28  
Start/End Date: Jan-13 / Aug-14  
Type of Case: Filings  
AVG. Month: 240  
2013 AVG Month: 252  
2014 AVG Month: 222  
Jan-Aug 2013: 2,173  
Jan-Aug 2014: 1,779  
Filings Trending: Downward ▼

D  
a  
s  
h  
b  
o  
a  
r  
d



	Jan	Feb	Mar	Apr	May	Jun	Jul	Aug	Sep	Oct	Nov	Dec	Thru Aug	% Change	Trending	Total
2013	270	364	387	207	226	245	246	228	277	164	200	214	2,173			3,028
2014	181	199	357	224	174	315	151	178	-	-	-	-	1,779	-18.1%	▼	1,779

		Jan	Feb	Mar	Apr	May	Jun	Jul	Aug	Sep	Oct	Nov	Dec	Thru Aug	% Change	Trending	Total
Administrative Law	2013	-	-	-	-	-	-	-	-	-	1	3	-	0			4
	2014	1	-	-	2	2	-	-	-	-	-	-	-	5	0.0%	↔	5
Contested Divorce	2013	7	6	4	2	3	1	6	6	6	3	3	5	35			52
	2014	3	1	11	7	2	7	6	6	-	-	-	-	43	22.9%	▲	43
Domestic and Family - Level 1	2013	5	-	2	3	4	2	1	10	1	-	-	-	27			28
	2014	1	2	-	5	-	3	-	4	-	-	-	-	15	-44.4%	▼	15
Domestic and Family - Level 2	2013	3	3	5	3	7	4	6	3	5	3	4	3	34			49
	2014	3	2	1	3	4	6	4	-	-	-	-	-	23	-32.4%	▼	23
General Civil - Level 1	2013	1	-	1	2	1	-	1	-	-	2	-	1	6			9
	2014	2	-	1	-	1	2	-	-	-	-	-	-	6	0.0%	↔	6
General Civil - Level 2	2013	2	4	4	2	1	6	11	9	5	6	3	5	39			58
	2014	6	5	8	5	10	7	5	3	-	-	-	-	49	25.6%	▲	49
General Civil - Level 3	2013	4	-	2	1	3	4	9	5	5	1	5	2	28			41
	2014	4	2	6	5	4	3	6	1	-	-	-	-	31	10.7%	▲	31
Miscellaneous	2013	159	190	126	92	56	36	49	44	44	62	56	60	752			974
	2014	75	90	103	90	43	60	57	58	-	-	-	-	576	-23.4%	▼	576
Misdemeanor	2013	19	9	18	3	16	13	4	23	24	2	10	8	105			149
	2014	10	6	16	11	29	8	10	19	-	-	-	-	109	3.8%	▲	109
Non-Capital Felonies and Related Matters	2013	28	99	166	41	92	122	109	68	128	48	73	85	725			1,059
	2014	46	46	148	70	34	153	25	49	-	-	-	-	571	-21.2%	▼	571
Other	2013	33	38	40	41	20	47	35	41	41	30	28	37	295			431
	2014	15	28	50	16	32	52	25	23	-	-	-	-	241	-18.3%	▼	241
Other Criminally Related Matters	2013	1	3	7	2	6	-	1	9	5	-	3	2	29			39
	2014	3	3	-	-	3	1	-	2	-	-	-	-	12	-58.6%	▼	12
Probates/Wills and Trusts	2014	-	-	-	1	-	-	-	-	-	-	-	-	1			1
Probates/Wills and Trusts - Level 2	2013	1	2	2	1	4	2	2	1	2	2	4	2	15			25
	2014	3	4	5	3	3	2	1	3	-	-	-	-	24	60.0%	▲	24
Uncontested Divorce	2013	7	10	10	14	13	8	12	9	11	4	8	4	83			110
	2014	9	10	8	6	7	11	12	10	-	-	-	-	73	-12.0%	▼	73

Type of Court: Circuit

Locale/Circuit: Washington 28

Start/End Date: Jan-13 / Aug-14

Type of Case: Filings

AVG. Month: 319

2013 AVG Month: 311

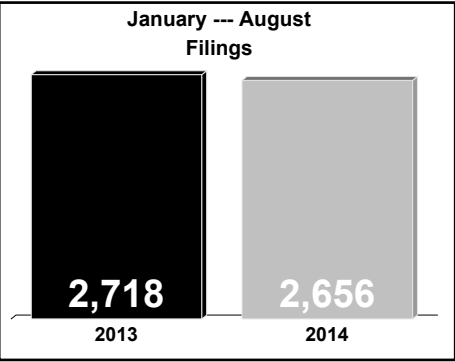
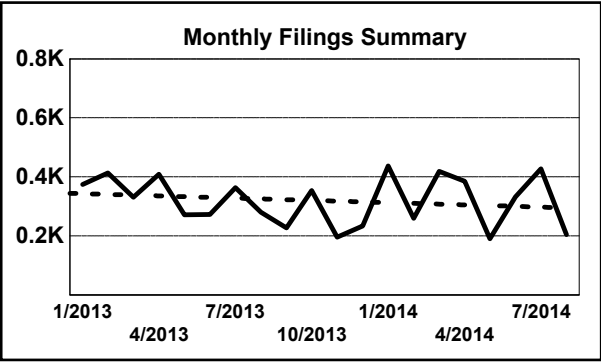
2014 AVG Month: 332

Jan-Aug 2013: 2,718

Jan-Aug 2014: 2,656

Filings Trending: Steady ↔

D  
a  
s  
h  
b  
o  
a  
r  
d



	Jan	Feb	Mar	Apr	May	Jun	Jul	Aug	Sep	Oct	Nov	Dec	Thru Aug	% Change	Trending	Total
2013	375	414	331	409	272	273	364	280	227	354	196	234	2,718			3,729
2014	437	260	419	385	191	332	427	205	-	-	-	-	2,656	-2.3%	▼	2,656

		Jan	Feb	Mar	Apr	May	Jun	Jul	Aug	Sep	Oct	Nov	Dec	Thru Aug	% Change	Trending	Total
Administrative Law	2013	1	1	2	-	1	-	-	-	-	1	-	-	5			6
	2014	-	1	1	2	1	-	-	-	-	-	-	-	5	0.0%	↔	5
Contested Divorce	2013	4	14	4	4	6	8	8	6	3	5	3	1	54	1.9%	▲	66
	2014	2	5	4	13	5	12	5	9	-	-	-	-	55			55
Domestic and Family - Level 1	2013	3	-	5	9	5	-	-	2	2	6	2	-	24			34
	2014	2	2	14	5	2	12	11	4	-	-	-	-	52	116.7%	▲	52
Domestic and Family - Level 2	2013	2	2	4	2	5	1	1	2	3	3	5	-	19			30
	2014	2	1	-	2	2	1	1	3	-	-	-	-	12	-36.8%	▼	12
General Civil - Level 1	2013	1	2	1	2	1	2	-	-	1	1	-	2	9			13
	2014	1	-	-	1	1	2	-	1	-	-	-	-	6	-33.3%	▼	6
General Civil - Level 2	2013	13	8	4	9	7	4	18	8	6	11	4	5	71			97
	2014	1	4	8	2	8	7	5	6	-	-	-	-	41	-42.3%	▼	41
General Civil - Level 3	2013	2	4	7	8	5	2	4	1	4	2	3	3	33			45
	2014	2	4	3	6	6	3	6	6	-	-	-	-	36	9.1%	▲	36
Miscellaneous	2013	219	259	193	198	124	108	118	118	94	132	99	137	1,337			1,799
	2014	196	175	188	178	110	125	115	90	-	-	-	-	1,177	-12.0%	▼	1,177
Misdemeanor	2013	12	11	10	34	12	21	15	14	14	28	11	3	129			185
	2014	34	4	20	8	8	32	20	9	-	-	-	-	135	4.7%	▲	135
Non-Capital Felonies and Related Matters	2013	99	86	76	110	89	82	175	109	67	135	50	70	826			1,148
	2014	152	42	151	136	32	123	238	60	-	-	-	-	934	13.1%	▲	934
Other	2013	-	-	-	-	-	-	-	-	-	1	1	-	0			2
	2014	-	-	-	-	-	1	2	1	-	-	-	-	4	0.0%	↔	4
Other Criminally Related Matters	2013	6	15	5	13	1	30	9	3	15	16	3	2	82			118
	2014	27	-	11	14	-	-	10	5	-	-	-	-	67	-18.3%	▼	67
Probates/Wills and Trusts	2013	-	-	1	-	-	-	-	-	-	-	-	-	1			1
Probates/Wills and Trusts - Level 2	2013	-	1	-	-	1	1	-	2	2	2	-	1	5			10
	2014	-	-	-	4	1	1	2	2	-	-	-	-	10	100.0%	▲	10
Protective Orders	2013	-	-	-	-	1	-	-	-	-	-	-	1	1			2
	2014	-	-	1	-	1	-	-	-	-	-	-	-	2	100.0%	▲	2
Uncontested Divorce	2013	13	11	19	20	14	14	16	15	16	11	15	9	122			173
	2014	18	22	18	14	14	13	12	9	-	-	-	-	120	-1.6%	▼	120

Type of Court: Circuit

Locale/Circuit: Bristol 28

Start/End Date: Jan-13 / Aug-14

Type of Case: Filings

AVG. Month: 166

2013 AVG Month: 166

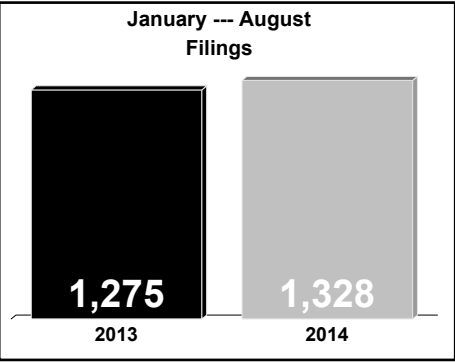
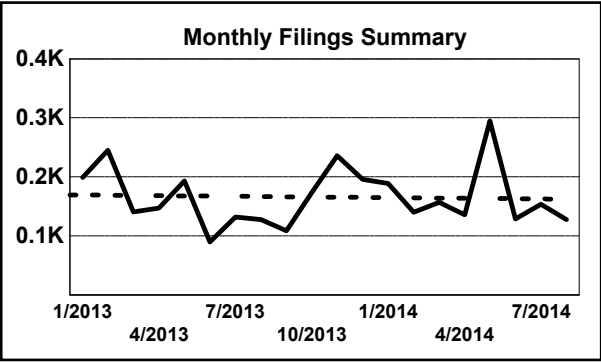
2014 AVG Month: 166

Jan-Aug 2013: 1,275

Jan-Aug 2014: 1,328

Filings Trending: Upward ▲

D  
a  
s  
h  
b  
o  
a  
r  
d



	Jan	Feb	Mar	Apr	May	Jun	Jul	Aug	Sep	Oct	Nov	Dec	Thru Aug	% Change	Trending	Total
2013	199	245	141	147	193	90	132	128	109	173	236	196	1,275			1,989
2014	189	140	157	136	295	129	154	128	-	-	-	-	1,328	4.2%	▲	1,328

		Jan	Feb	Mar	Apr	May	Jun	Jul	Aug	Sep	Oct	Nov	Dec	Thru Aug	% Change	Trending	Total
Contested Divorce	2013	3	1	5	1	-	1	3	3	2	2	3	2	17			26
	2014	1	-	3	2	1	2	1	2	-	-	-	-	12	-29.4%	▼	12
Domestic and Family - Level 1	2013	11	2	2	12	-	-	2	1	4	1	2	6	30			43
	2014	1	-	2	1	-	2	3	-	-	-	-	-	9	-70.0%	▼	9
Domestic and Family - Level 2	2013	-	-	-	2	-	7	1	1	-	2	-	5	11			18
	2014	-	1	-	2	1	1	-	-	-	-	-	-	5	-54.5%	▼	5
General Civil - Level 1	2013	1	1	-	-	-	1	-	-	-	-	-	-	3			3
	2014	-	-	1	-	-	1	-	-	-	-	-	-	2	-33.3%	▼	2
General Civil - Level 2	2013	4	1	1	3	2	2	2	3	1	1	4	6	18			30
	2014	3	3	4	2	4	-	4	6	-	-	-	-	26	44.4%	▲	26
General Civil - Level 3	2013	4	-	3	1	1	-	1	-	2	6	4	4	10			26
	2014	2	2	4	4	3	-	3	1	-	-	-	-	19	90.0%	▲	19
Miscellaneous	2013	72	73	58	55	29	42	40	26	24	37	39	33	395			528
	2014	55	56	38	44	38	23	30	34	-	-	-	-	318	-19.5%	▼	318
Misdemeanor	2013	10	17	11	10	16	8	9	17	6	19	12	9	98			144
	2014	15	7	6	15	34	13	11	16	-	-	-	-	117	19.4%	▲	117
Non-Capital Felonies and Related Matters	2013	87	146	57	48	134	25	57	69	59	97	153	87	623			1,019
	2014	86	53	75	45	184	72	91	56	-	-	-	-	662	6.3%	▲	662
Other	2013	1	1	-	1	-	-	-	-	-	2	13	38	3			56
	2014	15	12	7	11	20	7	8	9	-	-	-	-	89	2,866.7%	▲	89
Other Criminally Related Matters	2013	-	1	1	5	4	2	12	2	4	-	2	2	27			35
	2014	7	3	12	5	4	2	2	1	-	-	-	-	36	33.3%	▲	36
Probates/Wills and Trusts	2013	-	-	-	-	-	-	1	-	-	-	-	-	1			1
Probates/Wills and Trusts	2013	-	1	-	-	-	-	-	-	-	-	1	-	1			2
Protective Orders	2013	-	-	-	-	1	-	-	-	-	-	-	-	1			1
Uncontested Divorce	2013	6	1	3	9	6	2	4	6	7	6	3	4	37			57
	2014	4	3	5	5	6	6	1	3	-	-	-	-	33	-10.8%	▼	33

Type of Court: Circuit

Locale/Circuit: Buchanan 29

Start/End Date: Jan-13 / Aug-14

Type of Case: Filings

AVG. Month: 216

2013 AVG Month: 190

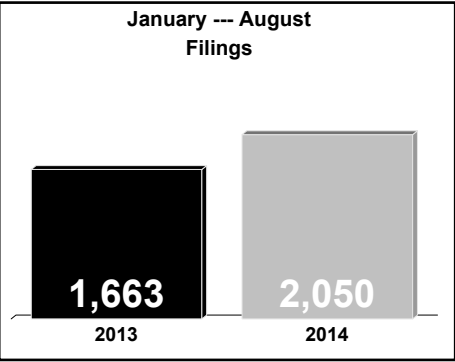
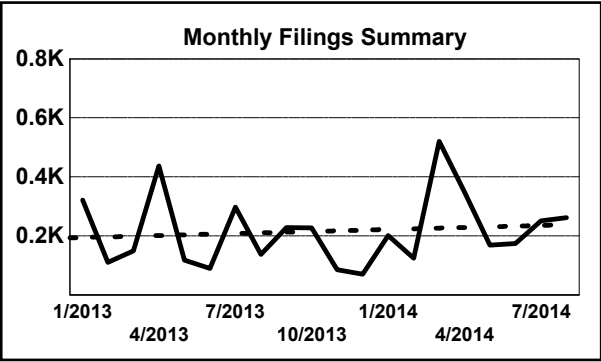
2014 AVG Month: 256

Jan-Aug 2013: 1,663

Jan-Aug 2014: 2,050

Filings Trending: Upward ▲

D  
a  
s  
h  
b  
o  
a  
r  
d

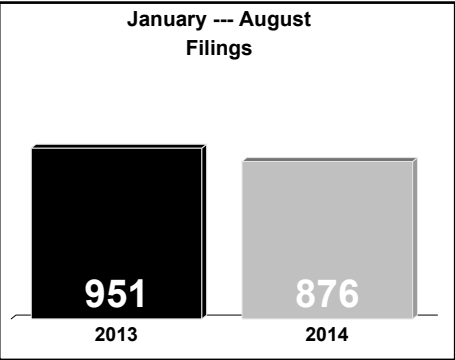
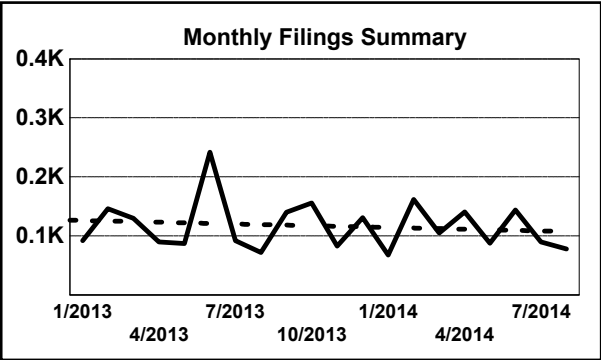


	Jan	Feb	Mar	Apr	May	Jun	Jul	Aug	Sep	Oct	Nov	Dec	Thru Aug	% Change	Trending	Total
2013	321	111	150	437	118	90	298	138	228	227	86	71	1,663			2,275
2014	201	125	521	347	169	174	251	262	-	-	-	-	2,050	23.3%	▲	2,050

		Jan	Feb	Mar	Apr	May	Jun	Jul	Aug	Sep	Oct	Nov	Dec	Thru Aug	% Change	Trending	Total
Administrative Law	2013	-	2	-	1	-	-	1	-	-	-	-	-	4			4
	2014	-	-	-	-	-	-	1	-	-	-	-	-	1	-75.0%	▼	1
Contested Divorce	2013	1	2	1	2	3	2	4	2	3	1	2	1	17			24
	2014	2	1	4	4	-	2	3	-	-	-	-	-	16	-5.9%	▼	16
Domestic and Family - Level 1	2013	-	-	3	3	1	1	-	-	-	8	-	-	8			16
	2014	2	2	-	4	1	1	7	2	-	-	-	-	19	137.5%	▲	19
Domestic and Family - Level 2	2013	-	-	1	2	4	1	2	2	3	2	3	1	12			21
	2014	1	2	2	4	2	3	7	3	-	-	-	-	24	100.0%	▲	24
General Civil - Level 1	2013	-	-	-	-	1	-	-	-	1	1	-	-	1			3
	2014	1	-	1	1	-	2	2	-	-	-	-	-	7	600.0%	▲	7
General Civil - Level 2	2013	1	4	4	13	17	9	4	6	7	4	2	2	58			73
	2014	4	2	4	5	5	8	10	5	-	-	-	-	43	-25.9%	▼	43
General Civil - Level 3	2013	2	2	2	4	6	3	3	1	1	2	1	3	23			30
	2014	2	2	2	3	3	4	5	2	-	-	-	-	23	0.0%	↔	23
Miscellaneous	2013	80	56	77	59	47	36	51	61	51	69	42	43	467			672
	2014	69	70	114	112	113	60	58	69	-	-	-	-	665	42.4%	▲	665
Misdemeanor	2013	27	5	17	15	13	12	27	17	30	18	8	9	133			198
	2014	16	10	58	33	12	18	16	31	-	-	-	-	194	45.9%	▲	194
Non-Capital Felonies and Related Matters	2013	201	29	36	334	20	15	191	38	120	109	22	6	864			1,121
	2014	93	28	322	171	24	60	134	143	-	-	-	-	975	12.8%	▲	975
Other	2013	1	-	-	-	-	-	3	2	-	-	1	-	6			7
	2014	-	1	-	-	-	1	-	1	-	-	-	-	3	-50.0%	▼	3
Other Criminally Related Matters	2013	1	2	1	2	-	1	5	4	3	2	2	-	16			23
	2014	-	1	7	-	-	7	2	-	-	-	-	-	17	6.3%	▲	17
Probates/Wills and Trusts	2014	-	-	-	-	1	-	-	-	-	-	-	-	1			1
Probates/Wills and Trusts - Level 2	2013	2	2	1	-	1	1	-	1	-	2	-	1	8			11
	2014	1	1	-	-	1	2	2	1	-	-	-	-	8	0.0%	↔	8
Protective Orders	2013	-	-	-	-	2	-	2	-	1	-	-	-	4			5
	2014	-	-	-	-	1	-	-	-	-	-	-	-	1	-75.0%	▼	1
Uncontested Divorce	2013	5	7	7	2	3	9	5	4	8	9	3	5	42			67
	2014	10	5	7	10	6	6	4	5	-	-	-	-	53	26.2%	▲	53

Type of Court: Circuit  
Locale/Circuit: Dickenson 29  
Start/End Date: Jan-13 / Aug-14  
Type of Case: Filings  
AVG. Month: 117  
2013 AVG Month: 122  
2014 AVG Month: 110  
Jan-Aug 2013: 951  
Jan-Aug 2014: 876  
Filings Trending: Downward ▼

D  
a  
s  
h  
b  
o  
a  
r  
d



	Jan	Feb	Mar	Apr	May	Jun	Jul	Aug	Sep	Oct	Nov	Dec	Thru Aug	% Change	Trending	Total
2013	92	146	130	90	87	242	92	72	140	156	83	131	951			1,461
2014	68	162	105	141	88	144	90	78	-	-	-	-	876	-7.9%	▼	876

		Jan	Feb	Mar	Apr	May	Jun	Jul	Aug	Sep	Oct	Nov	Dec	Thru Aug	% Change	Trending	Total
Administrative Law	2013	-	1	1	-	-	1	-	-	-	-	-	-	3			3
Contested Divorce	2013	-	3	2	1	2	1	1	4	3	1	-	2	14			20
	2014	6	1	1	1	-	1	-	1	-	-	-	-	11	-21.4%	▼	11
Domestic and Family - Level 1	2013	1	-	-	2	1	-	5	6	15	3	10	-	15			43
	2014	6	-	4	-	1	16	6	-	-	-	-	-	33	120.0%	▲	33
Domestic and Family - Level 2	2013	1	-	1	2	2	-	-	-	1	3	1	1	6			11
	2014	-	6	3	1	9	1	-	2	-	-	-	-	22	266.7%	▲	22
General Civil - Level 1	2013	-	2	-	-	-	1	-	-	-	-	-	-	3			3
	2014	1	-	-	-	-	-	-	-	-	-	-	-	1	-66.7%	▼	1
General Civil - Level 2	2013	2	-	2	2	2	3	1	7	-	1	5	2	19			27
	2014	2	1	2	5	3	3	4	1	-	-	-	-	21	10.5%	▲	21
General Civil - Level 3	2013	3	-	-	-	-	2	1	1	1	2	2	1	7			13
	2014	1	4	-	-	1	3	-	1	-	-	-	-	10	42.9%	▲	10
Miscellaneous	2013	52	53	40	48	32	18	30	26	45	40	32	32	299			448
	2014	32	39	43	34	52	33	28	32	-	-	-	-	293	-2.0%	▼	293
Misdemeanor	2013	1	2	9	3	6	3	5	2	15	4	3	7	31			60
	2014	2	15	2	9	4	3	5	3	-	-	-	-	43	38.7%	▲	43
Non-Capital Felonies and Related Matters	2013	11	65	47	18	27	185	42	13	40	74	13	66	408			601
	2014	9	81	26	72	3	68	32	15	-	-	-	-	306	-25.0%	▼	306
Other	2013	16	17	18	10	12	25	3	10	14	24	14	18	111			181
	2014	7	11	18	11	8	12	9	16	-	-	-	-	92	-17.1%	▼	92
Other Criminally Related Matters	2013	-	-	1	1	-	-	1	-	1	-	-	-	3			4
	2014	-	-	-	-	1	-	1	1	-	-	-	-	3	0.0%	↔	3
Probates/Wills and Trusts - Level 2	2013	1	-	-	-	-	-	1	1	2	-	-	-	3			5
	2014	-	1	2	-	5	2	-	1	-	-	-	-	11	266.7%	▲	11
Uncontested Divorce	2013	4	3	9	3	3	3	2	2	4	6	1	2	29			42
	2014	2	3	4	8	1	2	5	5	-	-	-	-	30	3.4%	▲	30



Type of Court: Circuit

Locale/Circuit: Russell 29

Start/End Date: Jan-13 / Aug-14

Type of Case: Filings

AVG. Month: 312

2013 AVG Month: 315

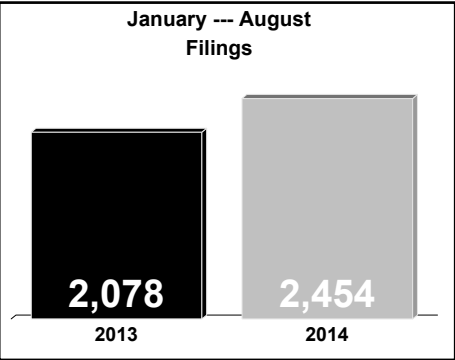
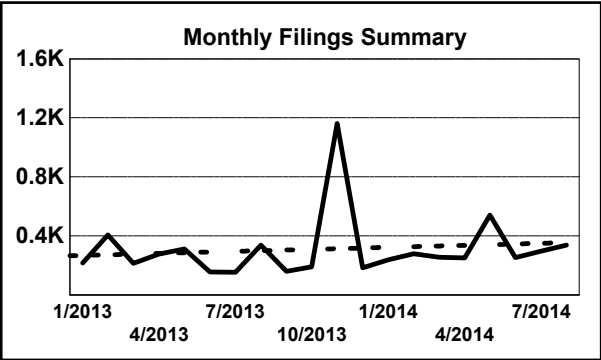
2014 AVG Month: 307

Jan-Aug 2013: 2,078

Jan-Aug 2014: 2,454

Filings Trending: Upward ▲

D  
a  
s  
h  
b  
o  
a  
r  
d



	Jan	Feb	Mar	Apr	May	Jun	Jul	Aug	Sep	Oct	Nov	Dec	Thru Aug	% Change	Trending	Total
2013	216	407	215	278	312	157	154	339	161	191	1,163	184	2,078			3,777
2014	238	279	255	252	541	254	297	338	-	-	-	-	2,454	18.1%	▲	2,454

		Jan	Feb	Mar	Apr	May	Jun	Jul	Aug	Sep	Oct	Nov	Dec	Thru Aug	% Change	Trending	Total
Administrative Law	2013	-	-	-	-	-	-	1	2	-	-	-	1	3			4
	2014	-	-	1	1	-	-	-	1	-	-	-	-	3	0.0%	↔	3
Contested Divorce	2013	7	7	5	3	8	5	4	7	4	9	5	2	46			66
	2014	4	3	4	4	4	6	8	5	-	-	-	-	38	-17.4%	▼	38
Domestic and Family - Level 1	2013	3	-	7	5	-	4	3	4	6	4	2	2	26			40
	2014	15	3	6	5	1	9	8	6	-	-	-	-	53	103.8%	▲	53
Domestic and Family - Level 2	2013	2	-	1	3	2	4	3	4	1	3	4	2	19			29
	2014	2	5	3	2	2	3	2	3	-	-	-	-	22	15.8%	▲	22
General Civil - Level 1	2013	-	1	-	-	1	1	-	-	1	-	-	-	3			4
	2014	-	-	-	1	-	-	-	1	-	-	-	-	2	-33.3%	▼	2
General Civil - Level 2	2013	3	3	7	8	6	5	7	4	3	10	3	6	43			65
	2014	8	2	4	9	5	5	6	13	-	-	-	-	52	20.9%	▲	52
General Civil - Level 3	2013	3	1	1	2	1	5	5	2	2	3	1	-	20			26
	2014	4	1	2	2	3	3	4	2	-	-	-	-	21	5.0%	▲	21
Miscellaneous	2013	85	118	85	89	54	46	42	50	33	60	59	51	569			772
	2014	87	88	117	124	103	128	93	85	-	-	-	-	825	45.0%	▲	825
Misdemeanor	2013	5	61	18	9	26	2	7	31	15	13	23	25	159			235
	2014	25	36	23	8	29	10	5	40	-	-	-	-	176	10.7%	▲	176
Non-Capital Felonies and Related Matters	2013	69	167	52	126	182	58	50	203	51	58	1,043	67	907			2,126
	2014	68	99	61	65	362	46	116	123	-	-	-	-	940	3.6%	▲	940
Other	2013	27	31	19	22	20	21	17	23	28	16	17	16	180			257
	2014	15	34	20	20	16	20	44	44	-	-	-	-	213	18.3%	▲	213
Other Criminally Related Matters	2013	-	2	4	6	3	-	6	6	2	1	3	2	27			35
	2014	-	-	1	2	1	7	-	3	-	-	-	-	14	-48.1%	▼	14
Probates/Wills and Trusts - Level 2	2013	1	2	1	1	2	1	2	-	-	-	-	-	10			10
	2014	1	-	-	-	-	3	-	1	-	-	-	-	5	-50.0%	▼	5
Protective Orders	2014	-	-	-	1	-	-	-	-	-	-	-	-	1			1
Uncontested Divorce	2013	11	14	15	4	7	5	7	3	15	14	3	10	66			108
	2014	9	8	13	8	15	14	11	11	-	-	-	-	89	34.8%	▲	89

Type of Court: Circuit

Locale/Circuit: Tazewell 29

Start/End Date: Jan-13 / Aug-14

Type of Case: Filings

AVG. Month: 554

2013 AVG Month: 587

2014 AVG Month: 504

Jan-Aug 2013: 4,526

Jan-Aug 2014: 4,029

Filings Trending: Downward ▼

D

a

s

h

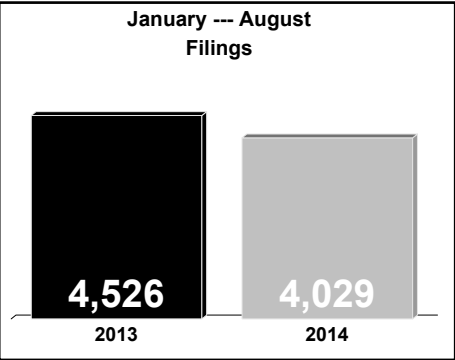
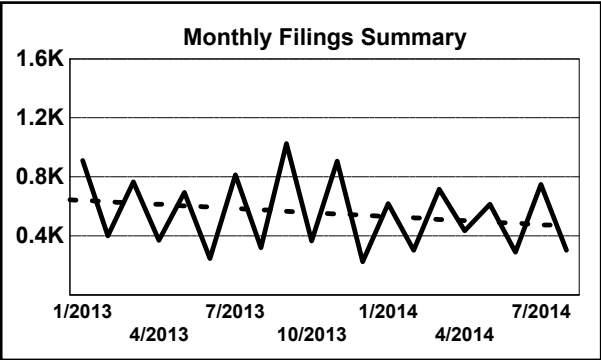
b

o

a

r

d



	Jan	Feb	Mar	Apr	May	Jun	Jul	Aug	Sep	Oct	Nov	Dec	Thru Aug	% Change	Trending	Total
2013	912	400	766	370	695	248	814	321	1,025	367	906	225	4,526			7,049
2014	619	303	716	435	615	290	748	303	-	-	-	-	4,029	-11.0%	▼	4,029

		Jan	Feb	Mar	Apr	May	Jun	Jul	Aug	Sep	Oct	Nov	Dec	Thru Aug	% Change	Trending	Total
Administrative Law	2013	2	-	2	1	-	1	-	1	-	1	-	2	7			10
Capital Murder	2013	-	-	-	-	-	-	-	-	-	3	2	-	0			5
Contested Divorce	2013	7	3	5	14	11	7	5	6	3	5	9	1	58	0.0%	↔	76
	2014	9	11	8	6	5	7	9	6	-	-	-	-	61	5.2%	▲	61
Domestic and Family - Level 1	2013	-	-	10	4	3	-	1	3	3	6	5	2	21			37
	2014	2	1	5	-	6	1	4	4	-	-	-	-	23	9.5%	▲	23
Domestic and Family - Level 2	2013	2	2	2	5	-	2	3	5	1	3	1	2	21			28
	2014	1	1	2	3	3	6	7	2	-	-	-	-	25	19.0%	▲	25
General Civil - Level 1	2013	-	-	-	1	2	-	1	2	-	1	1	-	6			8
	2014	1	-	1	1	2	1	-	1	-	-	-	-	7	16.7%	▲	7
General Civil - Level 2	2013	9	4	10	4	11	7	7	8	4	4	5	3	60			76
	2014	3	10	10	8	5	5	10	9	-	-	-	-	60	0.0%	↔	60
General Civil - Level 3	2013	4	1	6	5	4	-	5	6	3	4	2	3	31			43
	2014	2	1	2	6	5	1	-	4	-	-	-	-	21	-32.3%	▼	21
Miscellaneous	2013	157	189	185	135	91	87	80	86	75	86	80	91	1,010			1,342
	2014	103	148	202	222	152	107	111	114	-	-	-	-	1,159	14.8%	▲	1,159
Misdemeanor	2013	87	28	115	53	88	27	142	29	187	37	289	20	569			1,102
	2014	83	29	120	35	124	20	96	19	-	-	-	-	526	-7.6%	▼	526
Non-Capital Felonies and Related Matters	2013	599	142	399	112	449	92	534	142	723	192	475	71	2,469			3,930
	2014	387	68	333	126	289	113	478	119	-	-	-	-	1,913	-22.5%	▼	1,913
Other	2013	16	9	7	9	9	7	9	7	8	10	5	12	73			108
	2014	6	11	11	13	6	9	5	9	-	-	-	-	70	-4.1%	▼	70
Other Criminally Related Matters	2013	9	1	3	4	6	1	9	3	3	1	12	4	36			56
	2014	7	2	4	3	8	3	9	2	-	-	-	-	38	5.6%	▲	38
Probates/Wills and Trusts	2013	-	-	-	-	-	1	-	-	-	-	-	-	1			1
Probates/Wills and Trusts - Level 2	2013	7	5	2	2	-	2	4	3	1	6	3	2	25			37
	2014	4	3	1	1	-	3	-	3	-	-	-	-	15	-40.0%	▼	15
Uncontested Divorce	2013	13	16	20	21	21	14	14	20	14	8	17	12	139			190
	2014	11	18	17	11	10	14	19	11	-	-	-	-	111	-20.1%	▼	111

Type of Court: Circuit

Locale/Circuit: Lee 30

Start/End Date: Jan-13 / Aug-14

Type of Case: Filings

AVG. Month: 215

2013 AVG Month: 199

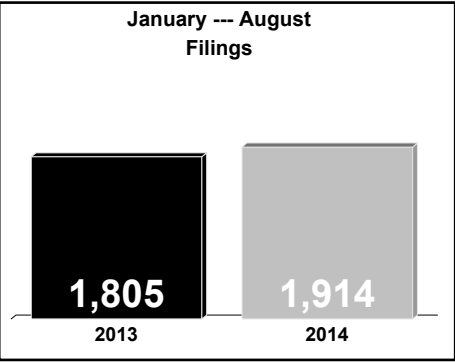
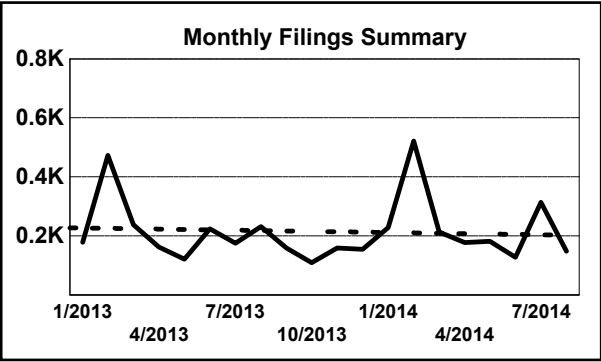
2014 AVG Month: 239

Jan-Aug 2013: 1,805

Jan-Aug 2014: 1,914

Filings Trending: Upward ▲

D  
a  
s  
h  
b  
o  
a  
r  
d

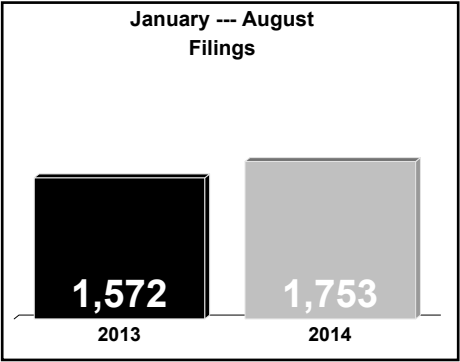
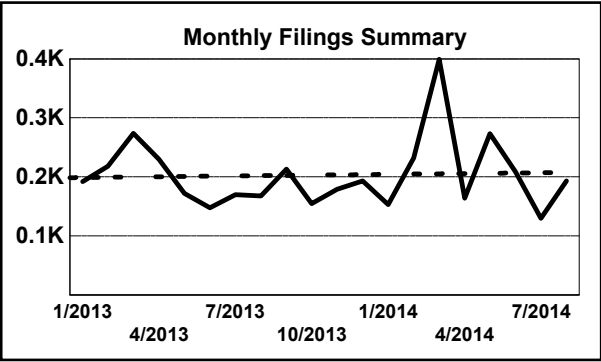


	Jan	Feb	Mar	Apr	May	Jun	Jul	Aug	Sep	Oct	Nov	Dec	Thru Aug	% Change	Trending	Total
2013	179	473	238	163	121	224	175	232	159	110	159	155	1,805			2,388
2014	228	522	213	178	182	128	314	149	-	-	-	-	1,914	6.0%	▲	1,914

		Jan	Feb	Mar	Apr	May	Jun	Jul	Aug	Sep	Oct	Nov	Dec	Thru Aug	% Change	Trending	Total
Administrative Law	2013	-	1	-	-	-	-	-	-	-	-	-	-	1			1
	2014	-	-	-	1	-	-	-	-	-	-	-	-	1	0.0%	↔	1
Contested Divorce	2013	1	4	2	4	3	2	2	1	-	4	1	2	19			26
	2014	3	4	2	2	1	4	2	-	-	-	-	-	18	-5.3%	▼	18
Domestic and Family - Level 1	2013	1	1	-	-	-	-	5	-	-	-	3	-	7			10
	2014	5	4	-	-	-	-	-	-	-	-	-	-	9	28.6%	▲	9
Domestic and Family - Level 2	2013	-	-	-	2	2	-	2	2	2	-	3	3	8			16
	2014	-	4	2	2	3	-	5	4	-	-	-	-	20	150.0%	▲	20
General Civil - Level 1	2013	1	-	-	2	-	-	-	-	-	-	-	1	3			4
	2014	-	-	1	-	-	-	-	1	-	-	-	-	2	-33.3%	▼	2
General Civil - Level 2	2013	3	6	5	5	10	1	1	3	5	1	3	3	34			46
	2014	1	3	5	-	3	4	6	9	-	-	-	-	31	-8.8%	▼	31
General Civil - Level 3	2013	-	-	3	2	2	3	1	1	2	6	6	3	12			29
	2014	5	1	4	5	4	2	1	1	-	-	-	-	23	91.7%	▲	23
Miscellaneous	2013	56	83	74	55	27	43	38	31	42	45	47	36	407			577
	2014	59	62	53	51	43	45	39	37	-	-	-	-	389	-4.4%	▼	389
Misdemeanor	2013	33	198	52	22	30	36	26	32	22	23	10	16	429			500
	2014	30	320	12	30	22	18	24	12	-	-	-	-	468	9.1%	▲	468
Non-Capital Felonies and Related Matters	2013	64	161	79	54	37	129	81	156	65	19	65	77	761			987
	2014	104	105	115	80	82	46	219	71	-	-	-	-	822	8.0%	▲	822
Other	2013	1	1	-	3	-	1	2	-	2	1	-	3	8			14
	2014	2	3	3	-	-	-	4	1	-	-	-	-	13	62.5%	▲	13
Other Criminally Related Matters	2013	4	1	8	5	4	1	4	2	6	3	8	8	29			54
	2014	10	8	2	-	16	2	6	7	-	-	-	-	51	75.9%	▲	51
Probates/Wills and Trusts - Level 1	2013	-	-	-	1	-	-	-	-	-	-	-	-	1			1
	2014	-	-	-	-	-	2	-	-	-	-	-	-	2	100.0%	▲	2
Probates/Wills and Trusts - Level 2	2013	8	-	4	1	1	1	2	1	3	-	5	-	18			26
	2014	4	2	3	-	-	-	1	1	-	-	-	-	11	-38.9%	▼	11
Uncontested Divorce	2013	7	17	11	7	5	7	11	3	10	8	8	3	68			97
	2014	5	6	11	7	8	5	7	5	-	-	-	-	54	-20.6%	▼	54

Type of Court: Circuit  
Locale/Circuit: Scott 30  
Start/End Date: Jan-13 / Aug-14  
Type of Case: Filings  
AVG. Month: 203  
2013 AVG Month: 193  
2014 AVG Month: 219  
Jan-Aug 2013: 1,572  
Jan-Aug 2014: 1,753  
Filings Trending: Upward ▲

D  
a  
s  
h  
b  
o  
a  
r  
d



	Jan	Feb	Mar	Apr	May	Jun	Jul	Aug	Sep	Oct	Nov	Dec	Thru Aug	% Change	Trending	Total
2013	192	218	274	230	172	148	170	168	213	155	179	193	1,572			2,312
2014	153	232	399	164	273	209	130	193	-	-	-	-	1,753	11.5%	▲	1,753

		Jan	Feb	Mar	Apr	May	Jun	Jul	Aug	Sep	Oct	Nov	Dec	Thru Aug	% Change	Trending	Total
Administrative Law	2013	-	-	-	-	-	-	-	-	1	-	-	1	0			2
	2014	-	-	-	-	-	-	-	1	-	-	-	-	1	0.0%	↔	1
Contested Divorce	2013	2	5	4	2	4	5	2	1	6	2	5	4	25			42
	2014	3	5	6	5	4	7	3	5	-	-	-	-	38	52.0%	▲	38
Domestic and Family - Level 1	2013	1	-	-	-	3	3	2	1	2	1	2	2	10			17
	2014	2	-	1	5	-	1	-	4	-	-	-	-	13	30.0%	▲	13
Domestic and Family - Level 2	2013	5	1	2	1	2	2	-	2	-	1	1	-	15			17
	2014	1	-	-	-	-	-	-	1	-	-	-	-	2	-86.7%	▼	2
General Civil - Level 1	2013	-	-	-	-	1	-	1	-	-	2	1	1	2			6
	2014	-	-	-	-	1	-	-	-	-	-	-	-	1	-50.0%	▼	1
General Civil - Level 2	2013	3	2	7	1	5	3	-	2	3	5	6	4	23			41
	2014	8	2	6	1	4	4	5	9	-	-	-	-	39	69.6%	▲	39
General Civil - Level 3	2013	2	-	3	-	-	2	2	2	3	3	1	3	11			21
	2014	1	1	1	3	4	5	3	5	-	-	-	-	23	109.1%	▲	23
Miscellaneous	2013	101	103	102	85	49	39	52	46	54	62	52	64	577			809
	2014	59	78	87	48	43	32	55	58	-	-	-	-	460	-20.3%	▼	460
Misdemeanor	2013	23	10	72	17	37	29	47	28	34	34	30	39	263			400
	2014	31	28	55	25	89	37	32	25	-	-	-	-	322	22.4%	▲	322
Non-Capital Felonies and Related Matters	2013	37	84	60	116	50	54	48	64	88	19	74	57	513			751
	2014	43	107	210	58	97	108	18	76	-	-	-	-	717	39.8%	▲	717
Other	2013	1	-	-	-	-	-	-	-	-	1	-	1	1			3
	2014	-	-	-	-	-	-	2	1	-	-	-	-	3	200.0%	▲	3
Other Criminally Related Matters	2013	6	-	15	1	7	4	5	12	7	8	3	11	50			79
	2014	2	1	18	1	23	8	8	1	-	-	-	-	62	24.0%	▲	62
Probates/Wills and Trusts - Level 1	2013	-	-	1	-	-	-	-	1	-	-	1	-	2			3
	2014	-	1	-	-	-	-	-	1	-	-	-	-	2	0.0%	↔	2
Probates/Wills and Trusts - Level 2	2013	3	-	-	-	3	3	1	2	2	8	-	1	12			23
	2014	-	-	6	5	3	-	1	4	-	-	-	-	19	58.3%	▲	19
Uncontested Divorce	2013	8	13	8	7	11	4	10	7	13	9	3	5	68			98
	2014	3	9	9	13	5	7	3	2	-	-	-	-	51	-25.0%	▼	51

Type of Court: Circuit

Locale/Circuit: Wise 30

Start/End Date: Jan-13 / Aug-14

Type of Case: Filings

AVG. Month: 439

2013 AVG Month: 485

2014 AVG Month: 371

Jan-Aug 2013: 4,363

Jan-Aug 2014: 2,965

Filings Trending: Downward ▼

D

a

s

h

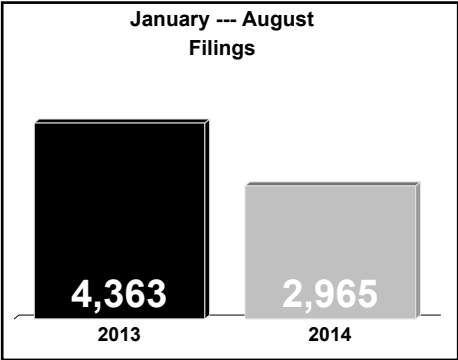
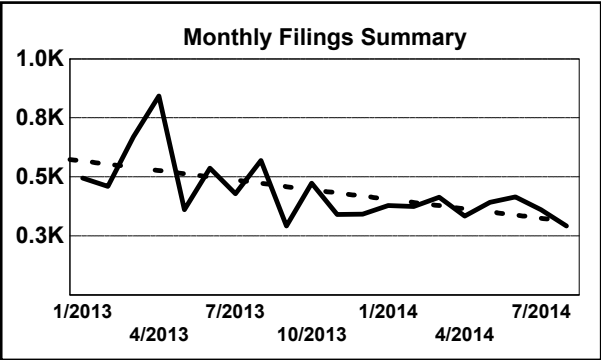
b

o

a

r

d



	Jan	Feb	Mar	Apr	May	Jun	Jul	Aug	Sep	Oct	Nov	Dec	Thru Aug	% Change	Trending	Total
2013	495	460	669	843	361	537	429	569	293	474	341	343	4,363			5,814
2014	379	375	414	335	392	416	361	293	-	-	-	-	2,965	-32.0%	▼	2,965

		Jan	Feb	Mar	Apr	May	Jun	Jul	Aug	Sep	Oct	Nov	Dec	Thru Aug	% Change	Trending	Total
Administrative Law	2013	2	-	1	1	-	2	-	-	-	-	1	-	6			7
	2014	1	-	-	1	-	1	2	1	-	-	-	-	6	0.0%	↔	6
Contested Divorce	2013	8	12	10	8	12	8	9	9	12	10	5	8	76			111
	2014	12	6	10	9	4	4	7	5	-	-	-	-	57	-25.0%	▼	57
Domestic and Family - Level 1	2013	3	8	6	4	8	1	7	2	20	9	5	5	39			78
	2014	3	10	1	-	5	5	1	10	-	-	-	-	35	-10.3%	▼	35
Domestic and Family - Level 2	2013	7	7	3	3	4	7	7	2	4	5	2	7	40			58
	2014	2	2	-	3	1	5	8	1	-	-	-	-	22	-45.0%	▼	22
General Civil	2013	1	-	-	-	-	-	-	-	-	-	-	-	1			1
	2013	-	-	-	-	2	1	-	3	1	2	2	-	6			11
General Civil - Level 1	2014	-	-	2	1	1	1	2	2	-	-	-	-	9	50.0%	▲	9
	2013	12	9	10	13	10	9	8	12	7	9	8	15	83			122
General Civil - Level 2	2014	8	10	6	11	10	9	8	16	-	-	-	-	78	-6.0%	▼	78
	2013	-	5	5	7	1	5	1	4	2	6	5	2	28			43
General Civil - Level 3	2014	11	4	3	7	7	2	7	1	-	-	-	-	42	50.0%	▲	42
Miscellaneous	2013	199	172	119	136	100	77	63	84	61	100	57	54	950			1,222
	2014	70	135	130	81	110	88	117	68	-	-	-	-	799	-15.9%	▼	799
Misdemeanor	2013	82	57	92	110	73	107	84	86	51	73	66	70	691			951
	2014	66	52	74	81	81	76	40	70	-	-	-	-	540	-21.9%	▼	540
Non-Capital Felonies and Related Matters	2013	155	167	377	532	117	290	222	321	88	221	174	157	2,181			2,821
	2014	178	127	153	119	144	201	131	93	-	-	-	-	1,146	-47.5%	▼	1,146
Other	2013	3	-	4	1	4	7	3	3	1	3	-	-	25			29
	2014	1	6	1	-	5	3	3	4	-	-	-	-	23	-8.0%	▼	23
Other Criminally Related Matters	2013	3	3	14	3	10	3	8	11	19	15	3	9	55			101
	2014	3	5	5	8	5	6	12	5	-	-	-	-	49	-10.9%	▼	49
Probates/Wills and Trusts - Level 1	2013	-	-	-	-	-	-	-	-	1	-	-	-	0			1
	2014	-	-	1	-	-	-	1	-	-	-	-	-	2	0.0%	↔	2
Probates/Wills and Trusts - Level 2	2013	2	3	1	-	3	-	4	3	2	1	3	1	16			23
	2014	1	-	4	1	3	4	4	2	-	-	-	-	19	18.8%	▲	19
Uncontested Divorce	2013	18	17	27	25	17	20	13	29	24	20	10	15	166			235
	2014	23	18	24	13	16	11	18	15	-	-	-	-	138	-16.9%	▼	138

Type of Court: Circuit

Locale/Circuit: Prince William 31

Start/End Date: Jan-13 / Aug-14

Type of Case: Filings

AVG. Month: 1,432

2013 AVG Month: 1,467

2014 AVG Month: 1,380

Jan-Aug 2013: 12,386

Jan-Aug 2014: 11,041

Filings Trending: Downward ▼

D

a

s

h

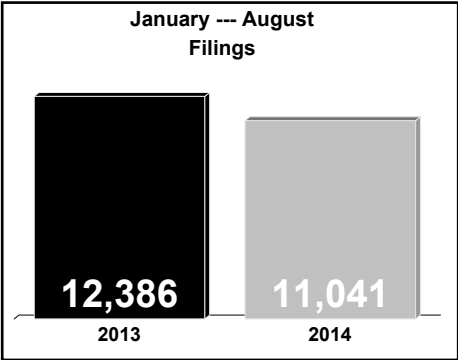
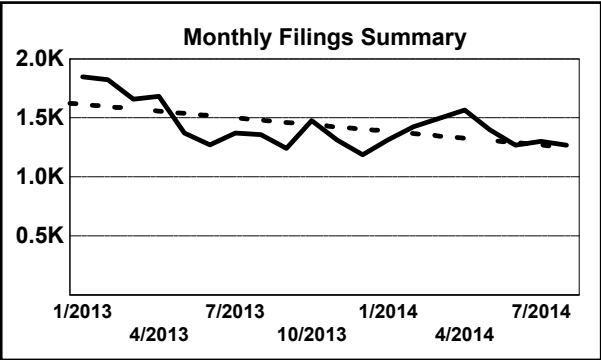
b

o

a

r

d



	Jan	Feb	Mar	Apr	May	Jun	Jul	Aug	Sep	Oct	Nov	Dec	Thru Aug	% Change	Trending	Total
2013	1,847	1,824	1,659	1,682	1,372	1,271	1,372	1,359	1,243	1,476	1,313	1,189	12,386			17,607
2014	1,315	1,426	1,495	1,567	1,399	1,268	1,301	1,270	-	-	-	-	11,041	-10.9%	▼	11,041

		Jan	Feb	Mar	Apr	May	Jun	Jul	Aug	Sep	Oct	Nov	Dec	Thru Aug	% Change	Trending	Total
Administrative Law	2013	1	-	1	2	3	2	1	1	1	1	3	2	11			18
	2014	2	1	-	2	1	-	-	1	-	-	-	-	7	-36.4%	▼	7
Contested Divorce	2013	25	35	44	41	36	23	27	29	32	37	28	32	260			389
	2014	20	18	30	36	36	14	36	35	-	-	-	-	225	-13.5%	▼	225
Domestic and Family - Level 1	2013	22	12	4	30	12	14	8	11	25	12	24	11	113			185
	2014	6	13	15	23	18	17	43	15	-	-	-	-	150	32.7%	▲	150
Domestic and Family - Level 2	2013	13	8	7	13	12	15	13	12	19	28	20	13	93			173
	2014	14	21	9	16	15	7	13	15	-	-	-	-	110	18.3%	▲	110
General Civil - Level 1	2013	2	4	2	3	3	3	-	3	5	2	2	2	20			31
	2014	4	2	4	3	4	3	1	2	-	-	-	-	23	15.0%	▲	23
General Civil - Level 2	2013	72	73	75	85	56	54	83	69	54	75	70	91	567			857
	2014	80	50	75	84	95	67	43	75	-	-	-	-	569	0.4%	▲	569
General Civil - Level 3	2013	39	34	34	35	35	31	29	24	25	34	25	24	261			369
	2014	31	26	34	23	40	18	20	25	-	-	-	-	217	-16.9%	▼	217
Miscellaneous	2013	1,040	911	851	720	587	440	577	520	435	602	481	499	5,646			7,663
	2014	592	637	617	592	469	497	485	521	-	-	-	-	4,410	-21.9%	▼	4,410
Misdemeanor	2013	105	168	103	145	116	142	117	145	93	98	95	111	1,041			1,438
	2014	96	116	88	167	110	121	133	114	-	-	-	-	945	-9.2%	▼	945
Non-Capital Felonies and Related Matters	2013	269	380	248	355	313	322	277	301	335	303	337	249	2,465			3,689
	2014	229	290	415	353	368	324	294	224	-	-	-	-	2,497	1.3%	▲	2,497
Other	2013	90	59	79	67	52	53	67	61	82	63	77	55	528			805
	2014	67	93	59	81	70	62	93	59	-	-	-	-	584	10.6%	▲	584
Other Criminally Related Matters	2013	66	47	100	90	52	75	56	92	34	98	71	51	578			832
	2014	72	79	51	72	55	54	57	87	-	-	-	-	527	-8.8%	▼	527
Probates/Wills and Trusts - Level 1	2013	-	-	-	2	1	-	-	-	-	-	1	-	3			4
	2014	-	2	1	-	2	1	1	1	-	-	-	-	8	166.7%	▲	8
Probates/Wills and Trusts - Level 2	2013	7	6	9	11	5	10	11	5	5	15	6	6	64			96
	2014	3	10	6	14	8	5	8	9	-	-	-	-	63	-1.6%	▼	63
Protective Orders	2013	6	4	2	2	4	7	7	13	3	4	1	2	45			55
	2014	5	3	2	6	3	2	-	-	-	-	-	-	21	-53.3%	▼	21
Uncontested Divorce	2013	90	83	100	81	85	80	99	73	95	104	72	41	691			1,003
	2014	94	65	89	95	105	76	74	87	-	-	-	-	685	-0.9%	▼	685