

Type of Court: Circuit

Locale/Circuit: Chesapeake 1

Start/End Date: Jan-13 / Apr-14

Type of Case: Filings

AVG. Month: 1,160

2013 AVG Month: 1,161

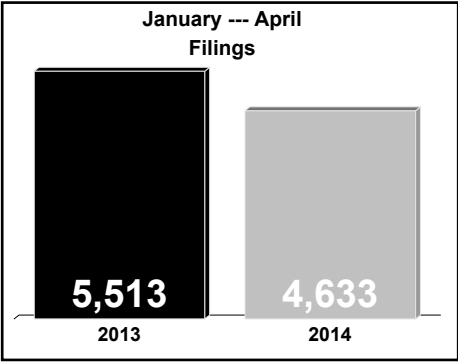
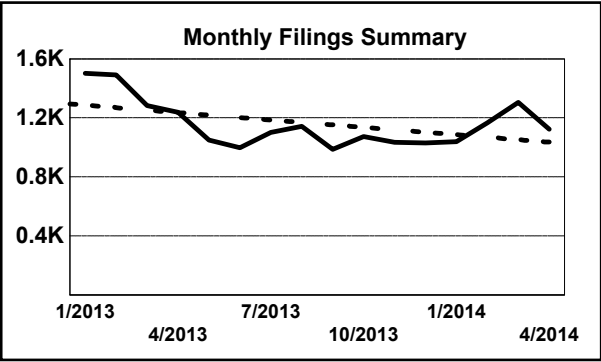
2014 AVG Month: 1,158

Jan-Apr 2013: 5,513

Jan-Apr 2014: 4,633

Filings Trending: Downward ▼

D
a
s
h
b
o
a
r
d



	Jan	Feb	Mar	Apr	May	Jun	Jul	Aug	Sep	Oct	Nov	Dec	Thru Apr	% Change	Trending	Total
2013	1,502	1,490	1,283	1,238	1,050	998	1,101	1,142	988	1,073	1,034	1,031	5,513			13,930
2014	1,039	1,166	1,305	1,123	-	-	-	-	-	-	-	-	4,633	-16.0%	▼	4,633

		Jan	Feb	Mar	Apr	May	Jun	Jul	Aug	Sep	Oct	Nov	Dec	Thru Apr	% Change	Trending	Total
Administrative Law	2013	-	3	5	6	3	1	1	2	1	3	-	2	14			27
	2014	1	1	4	2	-	-	-	-	-	-	-	-	8	-42.9%	▼	8
Contested Divorce	2013	18	31	29	20	24	23	26	17	21	11	21	12	98			253
	2014	20	30	36	27	-	-	-	-	-	-	-	-	113	15.3%	▲	113
Domestic and Family - Level 1	2013	13	22	33	10	14	18	17	16	13	18	3	11	78			188
	2014	8	13	20	15	-	-	-	-	-	-	-	-	56	-28.2%	▼	56
Domestic and Family - Level 2	2013	8	6	9	12	12	14	14	9	11	6	7	8	35			116
	2014	14	8	9	17	-	-	-	-	-	-	-	-	48	37.1%	▲	48
General Civil - Level 1	2013	3	3	4	4	2	2	2	2	2	2	4	4	14			34
	2014	3	1	2	3	-	-	-	-	-	-	-	-	9	-35.7%	▼	9
General Civil - Level 2	2013	31	76	36	79	33	34	49	38	36	38	52	38	222			540
	2014	20	52	33	36	-	-	-	-	-	-	-	-	141	-36.5%	▼	141
General Civil - Level 3	2013	12	15	20	35	17	9	31	8	11	13	20	9	82			200
	2014	15	26	24	18	-	-	-	-	-	-	-	-	83	1.2%	▲	83
Miscellaneous	2013	714	618	517	433	363	241	348	327	328	277	289	343	2,282			4,798
	2014	410	444	480	383	-	-	-	-	-	-	-	-	1,717	-24.8%	▼	1,717
Misdemeanor	2013	120	135	135	151	118	148	146	140	119	128	130	155	541			1,625
	2014	127	114	156	155	-	-	-	-	-	-	-	-	552	2.0%	▲	552
Non-Capital Felonies and Related Matters	2013	408	397	340	307	310	350	296	419	305	401	356	283	1,452			4,172
	2014	275	307	341	255	-	-	-	-	-	-	-	-	1,178	-18.9%	▼	1,178
Other	2013	71	69	56	65	54	64	72	60	68	67	51	53	261			750
	2014	73	71	81	66	-	-	-	-	-	-	-	-	291	11.5%	▲	291
Other Criminally Related Matters	2013	49	46	30	48	40	37	47	44	31	55	45	51	173			523
	2014	18	29	45	59	-	-	-	-	-	-	-	-	151	-12.7%	▼	151
Probates/Wills and Trusts - Level 1	2013	1	-	1	1	1	-	-	-	-	-	1	-	3			5
	2014	-	-	1	-	-	-	-	-	-	-	-	-	1	-66.7%	▼	1
Probates/Wills and Trusts - Level 2	2013	5	3	2	11	7	7	6	8	4	5	4	2	21			64
	2014	5	7	3	7	-	-	-	-	-	-	-	-	22	4.8%	▲	22
Protective Orders	2014	-	-	-	1	-	-	-	-	-	-	-	-	1			1
Uncontested Divorce	2013	49	66	66	56	52	50	46	52	38	49	51	60	237			635
	2014	50	63	70	79	-	-	-	-	-	-	-	-	262	10.5%	▲	262

Type of Court: Circuit

Locale/Circuit: Accomack 32

Start/End Date: Jan-13 / Apr-14

Type of Case: Filings

AVG. Month: 127

2013 AVG Month: 137

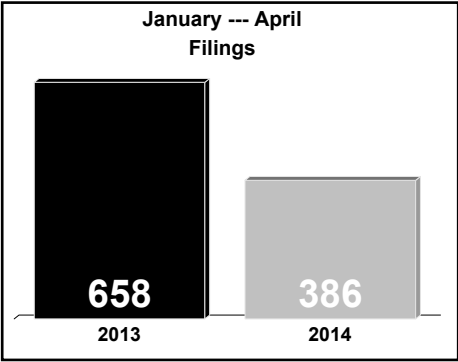
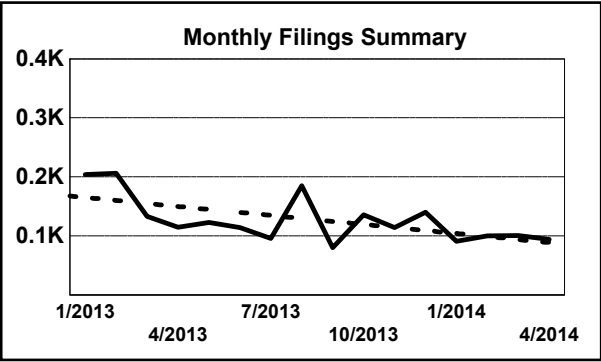
2014 AVG Month: 97

Jan-Apr 2013: 658

Jan-Apr 2014: 386

Filings Trending: Downward ▼

D
a
s
h
b
o
a
r
d

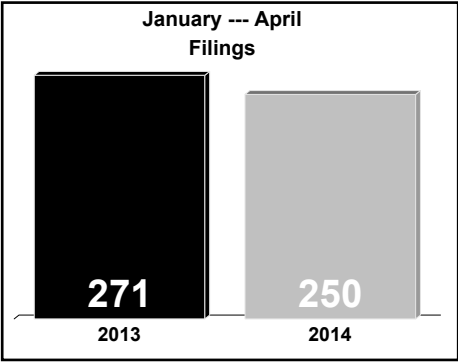
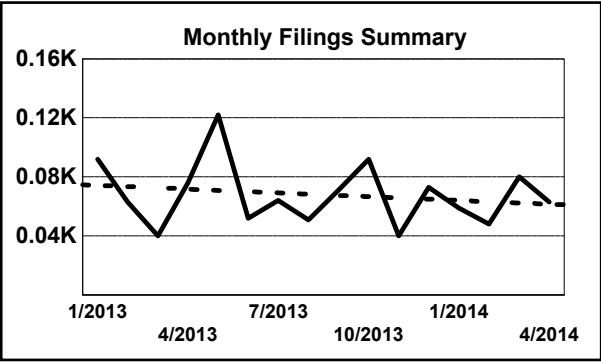


	Jan	Feb	Mar	Apr	May	Jun	Jul	Aug	Sep	Oct	Nov	Dec	Thru Apr	% Change	Trending	Total
2013	204	206	133	115	123	114	96	185	80	136	114	140	658			1,646
2014	91	100	101	94	-	-	-	-	-	-	-	-	386	-41.3%	▼	386

		Jan	Feb	Mar	Apr	May	Jun	Jul	Aug	Sep	Oct	Nov	Dec	Thru Apr	% Change	Trending	Total
Contested Divorce	2013	6	2	3	2	3	3	2	7	5	2	2	2	13			39
	2014	3	3	2	2	-	-	-	-	-	-	-	-	10	-23.1%	▼	10
Domestic and Family - Level 1	2013	2	-	1	1	-	2	-	-	2	1	1	1	4			11
	2014	-	1	1	3	-	-	-	-	-	-	-	-	5	25.0%	▲	5
Domestic and Family - Level 2	2013	-	-	-	1	3	1	1	2	1	1	3	-	1			13
	2014	3	-	-	1	-	-	-	-	-	-	-	-	4	300.0%	▲	4
General Civil - Level 1	2013	2	1	-	1	1	-	3	-	-	-	1	-	4			9
	2014	-	1	-	-	-	-	-	-	-	-	-	-	1	-75.0%	▼	1
General Civil - Level 2	2013	12	12	4	4	8	8	6	-	5	6	2	3	32			70
	2014	7	5	4	6	-	-	-	-	-	-	-	-	22	-31.3%	▼	22
General Civil - Level 3	2013	8	3	1	1	4	1	8	6	3	8	5	4	13			52
	2014	4	1	6	5	-	-	-	-	-	-	-	-	16	23.1%	▲	16
Miscellaneous	2013	116	130	84	62	57	39	37	40	37	44	56	50	392			752
	2014	37	54	50	45	-	-	-	-	-	-	-	-	186	-52.6%	▼	186
Misdemeanor	2013	9	21	4	6	9	3	8	20	10	12	12	9	40			123
	2014	12	11	3	9	-	-	-	-	-	-	-	-	35	-12.5%	▼	35
Non-Capital Felonies and Related Matters	2013	36	22	18	27	26	48	12	94	5	51	16	65	103			420
	2014	6	19	19	15	-	-	-	-	-	-	-	-	59	-42.7%	▼	59
Other	2013	2	2	-	1	-	-	2	1	1	3	1	-	5			13
	2014	1	1	3	1	-	-	-	-	-	-	-	-	6	20.0%	▲	6
Other Criminally Related Matters	2013	5	1	3	3	3	3	7	4	5	2	10	-	12			46
	2014	5	1	4	-	-	-	-	-	-	-	-	-	10	-16.7%	▼	10
Probates/Wills and Trusts - Level 2	2013	-	-	2	-	3	2	2	1	-	-	2	1	2			13
	2014	1	-	-	-	-	-	-	-	-	-	-	-	1	-50.0%	▼	1
Protective Orders	2013	1	-	-	1	-	-	-	-	-	-	-	-	2			2
	2014	1	2	1	-	-	-	-	-	-	-	-	-	4	100.0%	▲	4
Uncontested Divorce	2013	5	12	13	5	6	4	8	10	6	6	3	5	35			83
	2014	11	1	8	7	-	-	-	-	-	-	-	-	27	-22.9%	▼	27

Type of Court: Circuit
Locale/Circuit: Northampton 32
Start/End Date: Jan-13 / Apr-14
Type of Case: Filings
AVG. Month: 68
2013 AVG Month: 70
2014 AVG Month: 63
Jan-Apr 2013: 271
Jan-Apr 2014: 250
Filings Trending: Downward ▼

D
a
s
h
b
o
a
r
d



	Jan	Feb	Mar	Apr	May	Jun	Jul	Aug	Sep	Oct	Nov	Dec	Thru Apr	% Change	Trending	Total
2013	92	63	40	76	122	52	64	51	71	92	40	73	271			836
2014	59	48	80	63	-	-	-	-	-	-	-	-	250	-7.7%	▼	250

		Jan	Feb	Mar	Apr	May	Jun	Jul	Aug	Sep	Oct	Nov	Dec	Thru Apr	% Change	Trending	Total
Contested Divorce	2013	-	2	-	-	1	2	-	-	-	1	-	-	2			6
	2014	-	1	3	-	-	-	-	-	-	-	-	-	4	100.0%	▲	4
Domestic and Family - Lev	2013	-	-	-	-	-	-	2	-	-	-	-	-	0	0.0%	↔	2
Domestic and Family - Lev	2013	-	-	-	-	1	1	-	-	-	-	-	-	0	0.0%	↔	2
General Civil - Level 1	2013	-	1	-	1	-	-	1	-	-	-	-	-	2	0.0%	↔	3
General Civil - Level 2	2013	4	4	2	2	1	2	2	6	4	3	-	1	12			31
	2014	2	1	3	4	-	-	-	-	-	-	-	-	10	-16.7%	▼	10
General Civil - Level 3	2013	8	-	4	-	10	-	5	12	3	3	-	7	12			52
	2014	2	3	1	7	-	-	-	-	-	-	-	-	13	8.3%	▲	13
Miscellaneous	2013	43	38	14	20	12	11	8	15	16	23	16	15	115			231
	2014	17	17	23	18	-	-	-	-	-	-	-	-	75	-34.8%	▼	75
Misdemeanor	2013	14	4	7	15	30	4	14	4	7	25	13	21	40			158
	2014	16	13	22	7	-	-	-	-	-	-	-	-	58	45.0%	▲	58
Non-Capital Felonies and Related Matters	2013	17	10	6	29	54	24	27	5	36	18	9	20	62			255
	2014	16	2	17	23	-	-	-	-	-	-	-	-	58	-6.5%	▼	58
Other	2013	-	-	2	1	-	-	-	-	-	-	-	-	3			3
Other Criminally Related Matters	2013	3	-	3	5	11	-	3	4	3	13	1	5	11			51
	2014	4	8	4	1	-	-	-	-	-	-	-	-	17	54.5%	▲	17
Probates/Wills and Trusts - Level 2	2013	2	1	-	-	1	1	-	-	-	1	-	-	3			6
	2014	-	-	2	-	-	-	-	-	-	-	-	-	2	-33.3%	▼	2
Protective Orders	2013	-	-	-	-	-	1	-	-	-	-	-	-	0			1
Uncontested Divorce	2013	1	3	2	3	1	6	3	4	2	5	1	4	9	0.0%	↔	35
	2014	2	3	5	3	-	-	-	-	-	-	-	-	13	44.4%	▲	13

Type of Court: Circuit

Locale/Circuit: Portsmouth 3

Start/End Date: Jan-13 / Apr-14

Type of Case: Filings

AVG. Month: 788

2013 AVG Month: 779

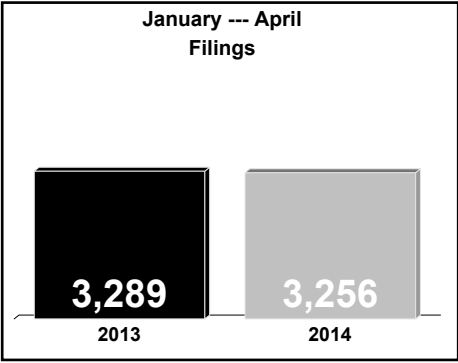
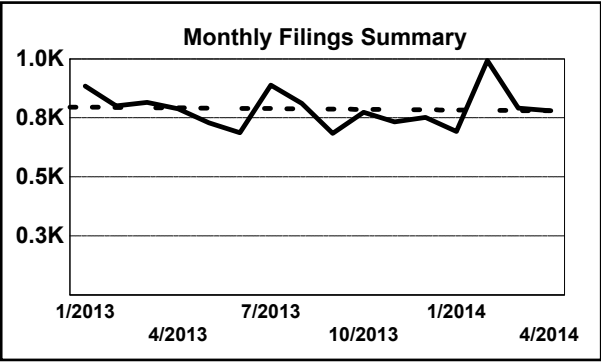
2014 AVG Month: 814

Jan-Apr 2013: 3,289

Jan-Apr 2014: 3,256

Filings Trending: Steady ↔

D
a
s
h
b
o
a
r
d



	Jan	Feb	Mar	Apr	May	Jun	Jul	Aug	Sep	Oct	Nov	Dec	Thru Apr	% Change	Trending	Total
2013	884	801	815	789	729	687	888	812	684	773	733	752	3,289			9,347
2014	693	992	791	780	-	-	-	-	-	-	-	-	3,256	-1.0%	▼	3,256

		Jan	Feb	Mar	Apr	May	Jun	Jul	Aug	Sep	Oct	Nov	Dec	Thru Apr	% Change	Trending	Total
Administrative Law	2013	-	-	-	-	-	1	-	1	-	1	1	2	0			6
Contested Divorce	2013	13	15	12	13	10	6	10	14	9	14	10	7	53	0.0%	↔	133
	2014	14	5	12	15	-	-	-	-	-	-	-	-	46	-13.2%	▼	46
Domestic and Family - Level 1	2013	10	7	15	13	16	11	16	13	21	13	7	17	45			159
	2014	10	16	7	12	-	-	-	-	-	-	-	-	45	0.0%	↔	45
Domestic and Family - Level 2	2013	5	4	4	6	4	2	3	6	3	9	2	6	19			54
	2014	6	-	9	4	-	-	-	-	-	-	-	-	19	0.0%	↔	19
General Civil - Level 1	2013	1	1	5	5	2	22	10	8	5	21	15	11	12			106
	2014	23	29	1	2	-	-	-	-	-	-	-	-	55	358.3%	▲	55
General Civil - Level 2	2013	27	23	19	32	17	29	36	19	25	22	18	21	101			288
	2014	18	28	28	29	-	-	-	-	-	-	-	-	103	2.0%	▲	103
General Civil - Level 3	2013	107	146	95	98	108	62	152	208	130	69	99	105	446			1,379
	2014	122	109	86	89	-	-	-	-	-	-	-	-	406	-9.0%	▼	406
Miscellaneous	2013	311	199	199	203	171	156	171	152	145	168	155	167	912			2,197
	2014	191	207	191	190	-	-	-	-	-	-	-	-	779	-14.6%	▼	779
Misdemeanor	2013	96	95	133	135	132	103	117	99	93	129	129	126	459			1,387
	2014	102	107	150	99	-	-	-	-	-	-	-	-	458	-0.2%	▼	458
Non-Capital Felonies and Related Matters	2013	210	219	232	172	178	210	272	190	159	218	202	196	833			2,458
	2014	164	392	207	240	-	-	-	-	-	-	-	-	1,003	20.4%	▲	1,003
Other	2013	41	35	41	42	31	32	27	28	35	55	22	25	159			414
	2014	-	24	41	34	-	-	-	-	-	-	-	-	99	-37.7%	▼	99
Other Criminally Related Matters	2013	39	36	31	45	33	23	33	43	33	33	41	41	151			431
	2014	20	39	33	35	-	-	-	-	-	-	-	-	127	-15.9%	▼	127
Probates/Wills and Trusts - Level 1	2013	-	-	-	-	-	-	1	1	-	-	-	1	0			3
	2014	1	1	-	-	-	-	-	-	-	-	-	-	2	0.0%	↔	2
Probates/Wills and Trusts - Level 2	2013	8	6	6	1	7	1	6	3	6	4	6	4	21			58
	2014	6	5	6	5	-	-	-	-	-	-	-	-	22	4.8%	▲	22
Protective Orders	2013	3	1	2	-	1	1	2	2	-	-	2	2	6			16
	2014	1	2	4	1	-	-	-	-	-	-	-	-	8	33.3%	▲	8
Uncontested Divorce	2013	13	14	21	24	19	28	32	25	20	17	24	21	72			258
	2014	15	28	16	25	-	-	-	-	-	-	-	-	84	16.7%	▲	84

Type of Court: Circuit

Locale/Circuit: Norfolk 4

Start/End Date: Jan-13 / Apr-14

Type of Case: Filings

AVG. Month: 1,777

2013 AVG Month: 1,783

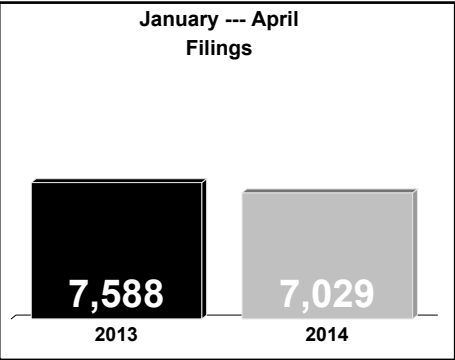
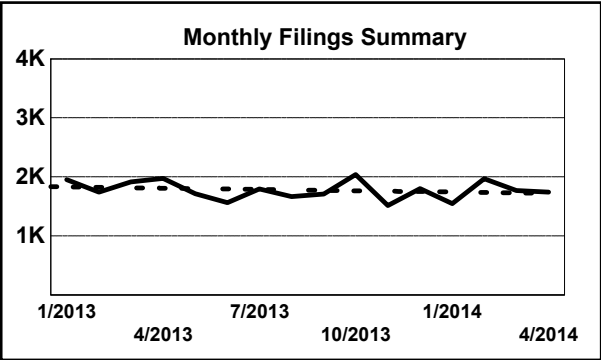
2014 AVG Month: 1,757

Jan-Apr 2013: 7,588

Jan-Apr 2014: 7,029

Filings Trending: Downward ▼

D
a
s
h
b
o
a
r
d



	Jan	Feb	Mar	Apr	May	Jun	Jul	Aug	Sep	Oct	Nov	Dec	Thru Apr	% Change	Trending	Total
2013	1,952	1,744	1,914	1,978	1,714	1,563	1,797	1,666	1,709	2,038	1,517	1,804	7,588			21,396
2014	1,549	1,969	1,769	1,742	-	-	-	-	-	-	-	-	7,029	-7.4%	▼	7,029

		Jan	Feb	Mar	Apr	May	Jun	Jul	Aug	Sep	Oct	Nov	Dec	Thru Apr	% Change	Trending	Total
Administrative Law	2013	1	-	-	1	2	-	1	-	3	1	-	1	2			10
	2014	2	2	2	-	-	-	-	-	-	-	-	-	6	200.0%	▲	6
Capital Murder	2014	-	-	-	4	-	-	-	-	-	-	-	-	4			4
Contested Divorce	2013	80	88	134	102	82	91	86	116	98	109	84	107	404			1,177
	2014	95	124	132	106	-	-	-	-	-	-	-	-	457	13.1%	▲	457
Domestic and Family - Level 1	2013	18	24	27	40	27	16	31	26	20	17	29	17	109			292
	2014	28	19	23	21	-	-	-	-	-	-	-	-	91	-16.5%	▼	91
Domestic and Family - Level 2	2013	29	22	30	17	33	20	25	24	19	18	25	18	98			280
	2014	14	20	18	21	-	-	-	-	-	-	-	-	73	-25.5%	▼	73
General Civil - Level 1	2013	9	4	6	3	6	1	4	4	-	7	3	3	22			50
	2014	3	5	4	8	-	-	-	-	-	-	-	-	20	-9.1%	▼	20
General Civil - Level 2	2013	63	59	67	50	49	57	58	73	46	72	44	53	239			691
	2014	53	53	57	79	-	-	-	-	-	-	-	-	242	1.3%	▲	242
General Civil - Level 3	2013	43	42	49	77	43	56	72	72	69	67	42	66	211			698
	2014	44	65	63	46	-	-	-	-	-	-	-	-	218	3.3%	▲	218
Miscellaneous	2013	483	459	433	411	309	287	335	312	328	322	293	318	1,786			4,290
	2014	304	427	391	355	-	-	-	-	-	-	-	-	1,477	-17.3%	▼	1,477
Misdemeanor	2013	221	162	211	212	212	150	210	157	197	201	177	228	806			2,338
	2014	152	194	160	214	-	-	-	-	-	-	-	-	720	-10.7%	▼	720
Non-Capital Felonies and Related Matters	2013	587	420	462	578	523	481	491	462	500	709	437	543	2,047			6,193
	2014	455	568	428	423	-	-	-	-	-	-	-	-	1,874	-8.5%	▼	1,874
Other	2013	104	103	87	107	90	91	129	97	129	100	57	127	401			1,221
	2014	112	87	101	87	-	-	-	-	-	-	-	-	387	-3.5%	▼	387
Other Criminally Related Matters	2013	88	86	106	115	87	90	107	93	87	130	84	103	395			1,176
	2014	63	93	74	116	-	-	-	-	-	-	-	-	346	-12.4%	▼	346
Probates/Wills and Trusts - Level 1	2013	1	1	-	-	1	1	-	-	-	-	1	-	2			5
	2014	1	-	-	-	-	-	-	-	-	-	-	-	1	-50.0%	▼	1
Probates/Wills and Trusts - Level 2	2013	14	16	18	16	11	18	12	12	14	10	10	7	64			158
	2014	17	10	15	8	-	-	-	-	-	-	-	-	50	-21.9%	▼	50
Protective Orders	2013	1	3	2	1	4	3	3	3	2	1	3	2	7			28
	2014	1	1	2	2	-	-	-	-	-	-	-	-	6	-14.3%	▼	6
Uncontested Divorce	2013	210	255	282	248	235	201	233	215	197	274	228	211	995			2,789
	2014	205	301	299	252	-	-	-	-	-	-	-	-	1,057	6.2%	▲	1,057

Type of Court: Circuit

Locale/Circuit: Isle of Wight 5

Start/End Date: Jan-13 / Apr-14

Type of Case: Filings

AVG. Month: 145

2013 AVG Month: 144

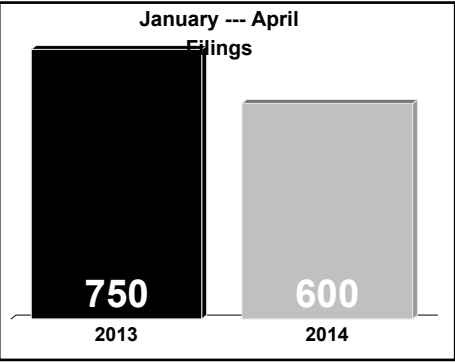
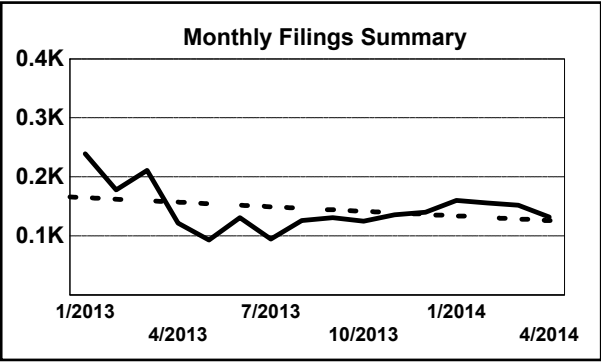
2014 AVG Month: 150

Jan-Apr 2013: 750

Jan-Apr 2014: 600

Filings Trending: Downward ▼

D
a
s
h
b
o
a
r
d



	Jan	Feb	Mar	Apr	May	Jun	Jul	Aug	Sep	Oct	Nov	Dec	Thru Apr	% Change	Trending	Total
2013	239	178	211	122	93	131	95	126	131	125	136	140	750			1,727
2014	160	156	152	132	-	-	-	-	-	-	-	-	600	-20.0%	▼	600

		Jan	Feb	Mar	Apr	May	Jun	Jul	Aug	Sep	Oct	Nov	Dec	Thru Apr	% Change	Trending	Total
Administrative Law	2013	-	-	-	-	-	-	-	-	1	-	-	-	0			1
	2014	-	-	-	1	-	-	-	-	-	-	-	-	1	0.0%	↔	1
Contested Divorce	2013	4	3	4	5	3	2	3	1	4	1	4	8	16			42
	2014	3	2	2	6	-	-	-	-	-	-	-	-	13	-18.8%	▼	13
Domestic and Family - Level 1	2013	1	2	3	-	3	1	-	2	1	1	4	2	6			20
	2014	2	5	-	1	-	-	-	-	-	-	-	-	8	33.3%	▲	8
Domestic and Family - Level 2	2013	-	-	1	2	3	2	-	-	-	4	1	3	3			16
	2014	2	2	-	1	-	-	-	-	-	-	-	-	5	66.7%	▲	5
General Civil - Level 2	2013	4	4	7	2	3	4	1	12	6	3	-	1	17			47
	2014	6	4	4	4	-	-	-	-	-	-	-	-	18	5.9%	▲	18
General Civil - Level 3	2013	2	2	-	2	1	4	1	2	3	3	1	1	6			22
	2014	3	6	3	2	-	-	-	-	-	-	-	-	14	133.3%	▲	14
Miscellaneous	2013	165	115	110	80	45	57	65	69	37	66	60	59	470			928
	2014	89	97	98	69	-	-	-	-	-	-	-	-	353	-24.9%	▼	353
Misdemeanor	2013	6	8	4	3	7	15	2	5	13	6	8	-	21			77
	2014	1	6	5	2	-	-	-	-	-	-	-	-	14	-33.3%	▼	14
Non-Capital Felonies and Related Matters	2013	42	31	66	19	16	28	11	17	49	20	36	51	158			386
	2014	37	20	20	37	-	-	-	-	-	-	-	-	114	-27.8%	▼	114
Other	2013	4	2	2	1	4	4	-	4	5	4	8	1	9			39
	2014	8	9	4	-	-	-	-	-	-	-	-	-	21	133.3%	▲	21
Other Criminally Related Matters	2013	3	6	3	3	3	5	4	4	1	7	6	3	15			48
	2014	2	2	6	-	-	-	-	-	-	-	-	-	10	-33.3%	▼	10
Probates/Wills and Trusts	2013	-	1	1	-	-	-	-	-	-	-	-	-	2			2
Probates/Wills and Trusts - Level 2	2013	-	1	-	1	1	-	-	1	1	1	3	1	2			10
	2014	4	-	-	-	-	-	-	-	-	-	-	-	4	100.0%	▲	4
Uncontested Divorce	2013	8	3	10	4	4	9	8	9	10	9	5	10	25			89
	2014	3	3	10	9	-	-	-	-	-	-	-	-	25	0.0%	↔	25

Type of Court: Circuit

Locale/Circuit: Southampton 5

Start/End Date: Jan-13 / Apr-14

Type of Case: Filings

AVG. Month: 164

2013 AVG Month: 167

2014 AVG Month: 156

Jan-Apr 2013: 748

Jan-Apr 2014: 625

Filings Trending: Downward ▼

D

a

s

h

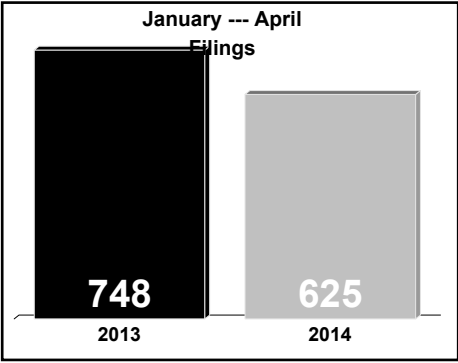
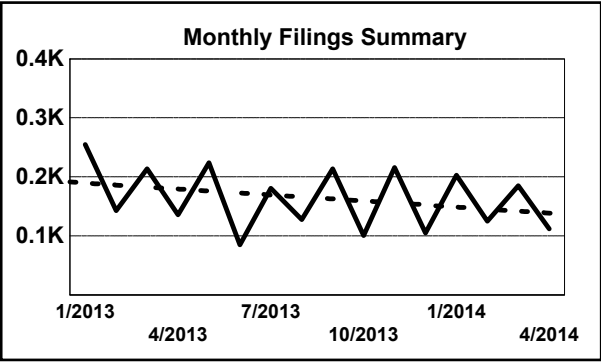
b

o

a

r

d



	Jan	Feb	Mar	Apr	May	Jun	Jul	Aug	Sep	Oct	Nov	Dec	Thru Apr	% Change	Trending	Total
2013	255	143	214	136	224	85	181	128	214	101	216	105	748			2,002
2014	203	125	185	112	-	-	-	-	-	-	-	-	625	-16.4%	▼	625

		Jan	Feb	Mar	Apr	May	Jun	Jul	Aug	Sep	Oct	Nov	Dec	Thru Apr	% Change	Trending	Total
Contested Divorce	2013	-	3	3	5	2	5	6	4	4	2	3	1	11			38
	2014	4	6	4	3	-	-	-	-	-	-	-	-	17	54.5%	▲	17
Domestic and Family - Level 1	2013	3	1	-	-	2	-	12	-	1	-	3	1	4			23
	2014	2	-	-	-	-	-	-	-	-	-	-	-	2	-50.0%	▼	2
Domestic and Family - Level 2	2013	1	-	-	1	-	-	1	5	-	-	-	1	2			9
	2014	-	-	2	-	-	-	-	-	-	-	-	-	2	0.0%	↔	2
General Civil - Level 1	2013	1	-	-	-	-	-	1	1	-	-	-	-	1			3
	2014	3	1	6	4	-	-	-	-	-	-	-	-	14	-12.5%	▼	14
General Civil - Level 2	2013	6	1	4	5	4	2	2	5	4	7	3	2	16			45
	2014	3	1	6	4	-	-	-	-	-	-	-	-	14	-12.5%	▼	14
General Civil - Level 3	2013	17	8	4	15	7	-	-	5	5	7	10	2	44			80
	2014	5	6	4	4	-	-	-	-	-	-	-	-	19	-56.8%	▼	19
Miscellaneous	2013	69	86	52	46	38	37	37	23	28	27	26	39	253			508
	2014	47	50	53	38	-	-	-	-	-	-	-	-	188	-25.7%	▼	188
Misdemeanor	2013	8	6	6	9	25	8	15	6	10	4	6	5	29			108
	2014	17	13	11	2	-	-	-	-	-	-	-	-	43	48.3%	▲	43
Non-Capital Felonies and Related Matters	2013	134	33	128	42	101	22	81	69	89	35	105	46	337			885
	2014	67	39	55	40	-	-	-	-	-	-	-	-	201	-40.4%	▼	201
Other	2013	1	2	-	2	2	3	1	2	-	5	2	-	5			20
	2014	1	2	2	-	-	-	-	-	-	-	-	-	5	0.0%	↔	5
Other Criminally Related Matters	2013	9	1	10	4	38	3	16	3	64	5	55	4	24			212
	2014	53	4	38	8	-	-	-	-	-	-	-	-	103	329.2%	▲	103
Probates/Wills and Trusts	2014	-	-	1	-	-	-	-	-	-	-	-	-	1			1
Probates/Wills and Trusts - Level 2	2013	1	-	-	-	-	-	1	1	1	-	-	-	1			4
	2014	1	-	2	1	-	-	-	-	-	-	-	-	4	300.0%	▲	4
Protective Orders	2013	-	-	-	-	-	-	1	-	-	-	-	-	0			1
Uncontested Divorce	2013	5	2	7	7	5	5	8	3	8	9	3	4	21	0.0%	↔	66
	2014	3	4	7	12	-	-	-	-	-	-	-	-	26	23.8%	▲	26

Type of Court: Circuit

Locale/Circuit: Suffolk 5

Start/End Date: Jan-13 / Apr-14

Type of Case: Filings

AVG. Month: 475

2013 AVG Month: 474

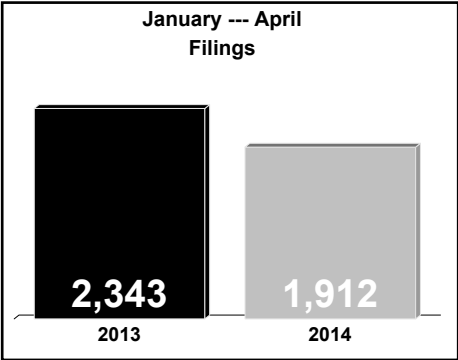
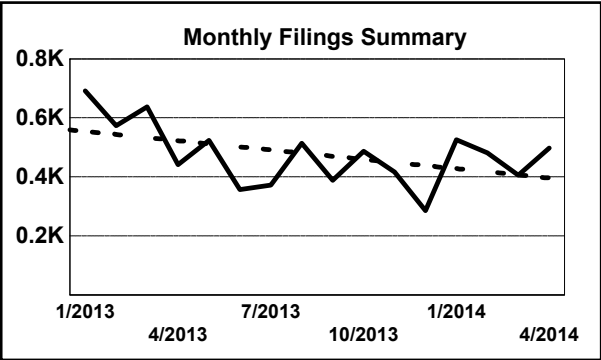
2014 AVG Month: 478

Jan-Apr 2013: 2,343

Jan-Apr 2014: 1,912

Filings Trending: Downward ▼

D
a
s
h
b
o
a
r
d

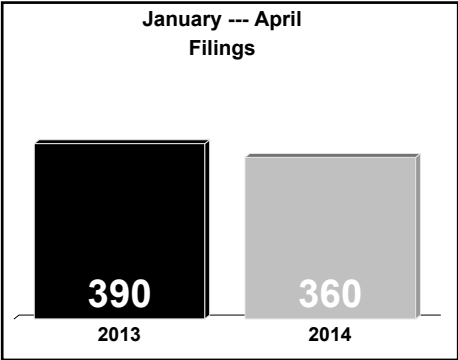
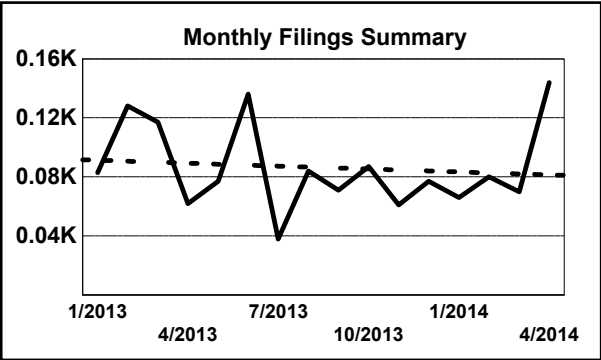


	Jan	Feb	Mar	Apr	May	Jun	Jul	Aug	Sep	Oct	Nov	Dec	Thru Apr	% Change	Trending	Total
2013	691	573	637	442	524	357	372	514	389	487	417	286	2,343			5,689
2014	526	482	406	498	-	-	-	-	-	-	-	-	1,912	-18.4%	▼	1,912

		Jan	Feb	Mar	Apr	May	Jun	Jul	Aug	Sep	Oct	Nov	Dec	Thru Apr	% Change	Trending	Total
Administrative Law	2013	-	-	-	1	-	-	1	1	-	-	1	-	1			4
	2014	-	1	-	-	-	-	-	-	-	-	-	-	1	0.0%	↔	1
Capital Murder	2013	-	-	-	-	-	-	-	-	-	1	1	6	0			8
Contested Divorce	2013	15	12	14	10	10	9	9	4	10	12	10	11	51	0.0%	↔	126
	2014	5	5	9	10	-	-	-	-	-	-	-	-	29	-43.1%	▼	29
Domestic and Family - Level 1	2013	9	5	5	4	1	6	4	3	4	6	5	1	23			53
	2014	2	3	4	5	-	-	-	-	-	-	-	-	14	-39.1%	▼	14
Domestic and Family - Level 2	2013	5	9	9	11	7	7	4	9	6	5	3	10	34			85
	2014	5	3	5	7	-	-	-	-	-	-	-	-	20	-41.2%	▼	20
General Civil - Level 1	2013	1	-	-	1	1	1	3	1	3	1	2	1	2			15
	2014	3	1	-	1	-	-	-	-	-	-	-	-	5	150.0%	▲	5
General Civil - Level 2	2013	14	16	21	22	19	18	25	16	13	13	14	10	73			201
	2014	18	14	18	19	-	-	-	-	-	-	-	-	69	-5.5%	▼	69
General Civil - Level 3	2013	7	14	9	12	11	10	7	14	6	10	9	6	42			115
	2014	7	7	7	6	-	-	-	-	-	-	-	-	27	-35.7%	▼	27
Miscellaneous	2013	250	228	203	156	124	87	111	115	97	115	115	124	837			1,725
	2014	148	167	136	128	-	-	-	-	-	-	-	-	579	-30.8%	▼	579
Misdemeanor	2013	69	51	81	30	44	47	44	51	33	69	61	22	231			602
	2014	71	46	39	63	-	-	-	-	-	-	-	-	219	-5.2%	▼	219
Non-Capital Felonies and Related Matters	2013	261	185	239	161	265	137	121	257	178	228	165	72	846			2,269
	2014	232	201	144	225	-	-	-	-	-	-	-	-	802	-5.2%	▼	802
Other	2013	11	6	9	11	8	9	15	10	6	5	7	6	37			103
	2014	6	11	5	6	-	-	-	-	-	-	-	-	28	-24.3%	▼	28
Other Criminally Related Matters	2013	19	4	10	7	6	9	10	11	9	9	7	3	40			104
	2014	17	4	10	9	-	-	-	-	-	-	-	-	40	0.0%	↔	40
Probates/Wills and Trusts	2013	-	-	2	-	-	-	-	-	-	1	-	-	2			3
Probates/Wills and Trusts - Level 2	2013	7	10	6	-	2	1	1	2	1	1	2	1	23			34
	2014	-	1	3	-	-	-	-	-	-	-	-	-	4	-82.6%	▼	4
Uncontested Divorce	2013	23	33	29	16	26	16	17	20	23	11	15	13	101			242
	2014	12	18	26	19	-	-	-	-	-	-	-	-	75	-25.7%	▼	75

Type of Court: Circuit
Locale/Circuit: Brunswick 6
Start/End Date: Jan-13 / Apr-14
Type of Case: Filings
AVG. Month: 86
2013 AVG Month: 85
2014 AVG Month: 90
Jan-Apr 2013: 390
Jan-Apr 2014: 360
Filings Trending: Downward ▼

D
a
s
h
b
o
a
r
d

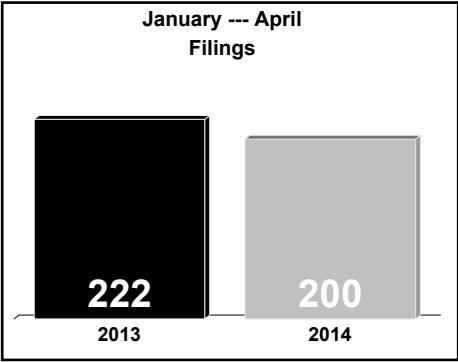
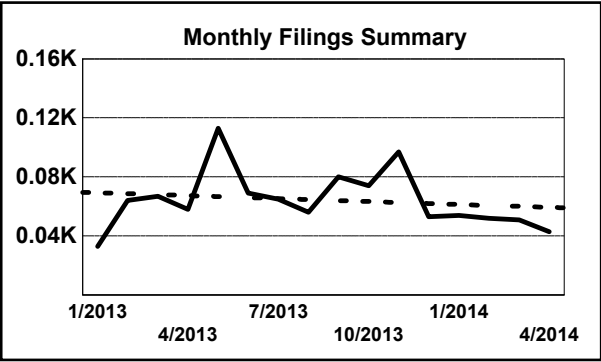


	Jan	Feb	Mar	Apr	May	Jun	Jul	Aug	Sep	Oct	Nov	Dec	Thru Apr	% Change	Trending	Total
2013	83	128	117	62	77	136	38	84	71	87	61	77	390			1,021
2014	66	80	70	144	-	-	-	-	-	-	-	-	360	-7.7%	▼	360

		Jan	Feb	Mar	Apr	May	Jun	Jul	Aug	Sep	Oct	Nov	Dec	Thru Apr	% Change	Trending	Total
Contested Divorce	2013	2	-	1	-	2	1	-	-	1	-	-	1	3			8
	2014	1	-	2	1	-	-	-	-	-	-	-	-	4	33.3%	▲	4
Domestic and Family - Level 1	2013	1	1	1	-	1	1	-	-	2	-	-	-	3			7
	2014	-	-	-	5	-	-	-	-	-	-	-	-	5	66.7%	▲	5
Domestic and Family - Level 2	2013	-	-	-	-	-	-	-	-	1	-	-	1	0			2
	2014	-	-	1	-	-	-	-	-	-	-	-	-	1	0.0%	↔	1
General Civil - Level 1	2013	-	-	-	-	-	-	-	-	-	1	-	-	0			1
	2014	-	-	-	1	-	-	-	-	-	-	-	-	1	0.0%	↔	1
General Civil - Level 2	2013	5	-	2	1	2	2	2	3	1	1	-	1	8			20
	2014	1	1	1	5	-	-	-	-	-	-	-	-	8	0.0%	↔	8
General Civil - Level 3	2013	2	2	-	3	-	3	4	-	-	3	-	1	7			18
	2014	-	1	1	2	-	-	-	-	-	-	-	-	4	-42.9%	▼	4
Miscellaneous	2013	32	28	38	20	19	16	15	15	22	21	23	19	118			268
	2014	25	47	26	25	-	-	-	-	-	-	-	-	123	4.2%	▲	123
Misdemeanor	2013	17	26	16	16	15	34	-	26	9	34	10	15	75			218
	2014	16	13	7	32	-	-	-	-	-	-	-	-	68	-9.3%	▼	68
Non-Capital Felonies and Related Matters	2013	21	66	50	17	26	73	16	37	24	21	22	35	154			408
	2014	13	15	26	64	-	-	-	-	-	-	-	-	118	-23.4%	▼	118
Other	2013	-	1	-	1	-	-	-	-	2	1	1	-	2			6
Other Criminally Related Matters	2013	-	2	6	-	7	3	-	1	1	-	3	1	8			24
	2014	9	1	3	3	-	-	-	-	-	-	-	-	16	100.0%	▲	16
Probates/Wills and Trusts - Level 2	2013	-	-	-	1	1	1	-	-	-	1	-	-	1			4
	2014	-	-	1	1	-	-	-	-	-	-	-	-	2	100.0%	▲	2
Uncontested Divorce	2013	3	2	3	3	4	2	1	2	8	4	2	3	11			37
	2014	1	2	2	5	-	-	-	-	-	-	-	-	10	-9.1%	▼	10

Type of Court: Circuit
Locale/Circuit: Greenville 6
Start/End Date: Jan-13 / Apr-14
Type of Case: Filings
AVG. Month: 64
2013 AVG Month: 69
2014 AVG Month: 50
Jan-Apr 2013: 222
Jan-Apr 2014: 200
Filings Trending: Downward ▼

D
a
s
h
b
o
a
r
d

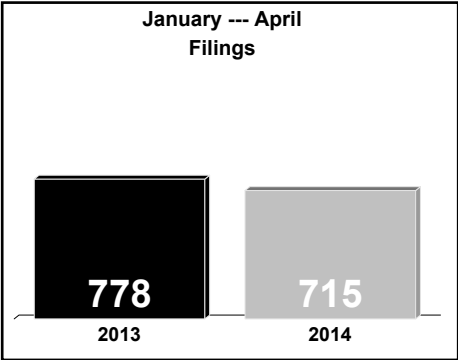
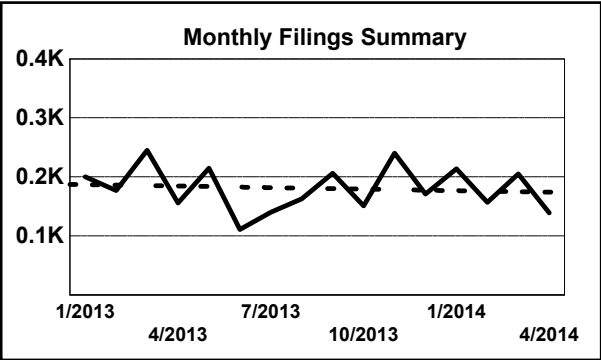


	Jan	Feb	Mar	Apr	May	Jun	Jul	Aug	Sep	Oct	Nov	Dec	Thru Apr	% Change	Trending	Total
2013	33	64	67	58	113	69	65	56	80	74	97	53	222			829
2014	54	52	51	43	-	-	-	-	-	-	-	-	200	-9.9%	▼	200

		Jan	Feb	Mar	Apr	May	Jun	Jul	Aug	Sep	Oct	Nov	Dec	Thru Apr	% Change	Trending	Total
Administrative Law	2013	-	-	-	-	-	-	-	-	-	1	-	-	0			1
	2014	-	-	1	1	-	-	-	-	-	-	-	-	2	0.0%	↔	2
Contested Divorce	2013	1	2	4	2	5	2	1	2	1	1	-	1	9			22
	2014	1	1	1	1	-	-	-	-	-	-	-	-	4	-55.6%	▼	4
Domestic and Family - Level 1	2013	2	-	1	-	1	3	-	-	-	-	1	1	3			9
	2014	-	-	1	1	-	-	-	-	-	-	-	-	2	-33.3%	▼	2
Domestic and Family - Level 2	2013	-	-	-	-	1	-	-	2	-	-	1	-	0			4
	2014	1	-	-	-	-	-	-	-	-	-	-	-	1	0.0%	↔	1
General Civil - Level 1	2013	-	-	-	1	2	-	-	-	-	-	-	-	1			3
	2014	-	-	-	1	-	-	-	-	-	-	-	-	1	0.0%	↔	1
General Civil - Level 2	2013	4	9	7	3	6	3	1	3	4	8	3	5	23			56
	2014	2	2	1	-	-	-	-	-	-	-	-	-	5	-78.3%	▼	5
General Civil - Level 3	2013	1	1	1	6	1	3	4	2	21	4	7	2	9			53
	2014	2	4	-	1	-	-	-	-	-	-	-	-	7	-22.2%	▼	7
Miscellaneous	2013	-	7	9	6	3	4	9	5	5	12	4	6	22			70
	2014	8	6	9	4	-	-	-	-	-	-	-	-	27	22.7%	▲	27
Misdemeanor	2013	5	4	8	4	23	3	6	10	9	5	10	7	21			94
	2014	4	6	5	6	-	-	-	-	-	-	-	-	21	0.0%	↔	21
Non-Capital Felonies and Related Matters	2013	16	37	31	26	63	49	42	22	39	32	58	27	110			442
	2014	31	25	26	21	-	-	-	-	-	-	-	-	103	-6.4%	▼	103
Other Criminally Related Matters	2013	1	-	4	8	3	-	1	7	-	3	8	1	13			36
	2014	3	5	1	2	-	-	-	-	-	-	-	-	11	-15.4%	▼	11
Probates/Wills and Trusts	2014	-	1	-	-	-	-	-	-	-	-	-	-	1			1
Uncontested Divorce	2013	3	4	2	2	5	2	1	3	1	8	5	3	11			39
	2014	2	2	6	5	-	-	-	-	-	-	-	-	15	36.4%	▲	15

Type of Court: Circuit
Locale/Circuit: Prince George 6
Start/End Date: Jan-13 / Apr-14
Type of Case: Filings
AVG. Month: 181
2013 AVG Month: 181
2014 AVG Month: 179
Jan-Apr 2013: 778
Jan-Apr 2014: 715
Filings Trending: Downward ▼

D
a
s
h
b
o
a
r
d



	Jan	Feb	Mar	Apr	May	Jun	Jul	Aug	Sep	Oct	Nov	Dec	Thru Apr	% Change	Trending	Total
2013	200	177	245	156	215	111	140	163	206	151	240	171	778			2,175
2014	214	157	205	139	-	-	-	-	-	-	-	-	715	-8.1%	▼	715

		Jan	Feb	Mar	Apr	May	Jun	Jul	Aug	Sep	Oct	Nov	Dec	Thru Apr	% Change	Trending	Total
Administrative Law	2013	1	1	-	-	1	-	-	-	1	-	-	1	2			5
	2014	-	1	-	-	-	-	-	-	-	-	-	-	1	-50.0%	▼	1
Contested Divorce	2013	-	3	7	7	5	1	2	1	8	7	5	1	17			47
	2014	7	-	1	4	-	-	-	-	-	-	-	-	12	-29.4%	▼	12
Domestic and Family - Level 1	2013	2	2	1	2	8	2	9	5	3	9	4	1	7			48
	2014	2	1	13	2	-	-	-	-	-	-	-	-	18	157.1%	▲	18
Domestic and Family - Level 2	2013	2	1	1	2	-	1	2	2	6	-	-	2	6			19
	2014	-	-	2	-	-	-	-	-	-	-	-	-	2	-66.7%	▼	2
General Civil - Level 1	2013	-	-	-	-	-	-	-	-	-	1	-	-	0			1
General Civil - Level 2	2013	5	1	7	2	5	10	8	7	4	8	3	6	15	0.0%	↔	66
	2014	7	2	5	6	-	-	-	-	-	-	-	-	20	33.3%	▲	20
General Civil - Level 3	2013	1	5	7	2	2	3	1	5	2	1	2	2	15			33
	2014	-	1	1	2	-	-	-	-	-	-	-	-	4	-73.3%	▼	4
Miscellaneous	2013	125	117	105	78	56	41	49	56	59	59	64	75	425			884
	2014	87	82	102	68	-	-	-	-	-	-	-	-	339	-20.2%	▼	339
Misdemeanor	2013	13	11	19	8	24	13	18	15	26	17	31	11	51			206
	2014	27	17	12	9	-	-	-	-	-	-	-	-	65	27.5%	▲	65
Non-Capital Felonies and Related Matters	2013	36	22	76	36	103	25	41	57	74	31	115	56	170			672
	2014	65	36	49	30	-	-	-	-	-	-	-	-	180	5.9%	▲	180
Other	2013	2	1	1	5	-	3	1	3	5	2	2	3	9			28
	2014	2	6	5	3	-	-	-	-	-	-	-	-	16	77.8%	▲	16
Other Criminally Related Matters	2013	9	4	6	6	1	5	5	2	7	8	2	6	25			61
	2014	6	3	4	4	-	-	-	-	-	-	-	-	17	-32.0%	▼	17
Probates/Wills and Trusts - Level 2	2013	-	1	1	1	1	1	-	-	-	2	3	-	3			10
	2014	2	1	1	-	-	-	-	-	-	-	-	-	4	33.3%	▲	4
Uncontested Divorce	2013	4	8	14	7	9	6	4	10	11	6	9	7	33			95
	2014	9	7	10	11	-	-	-	-	-	-	-	-	37	12.1%	▲	37

Type of Court: Circuit

Locale/Circuit: Surry 6

Start/End Date: Jan-13 / Apr-14

Type of Case: Filings

AVG. Month: 33

2013 AVG Month: 35

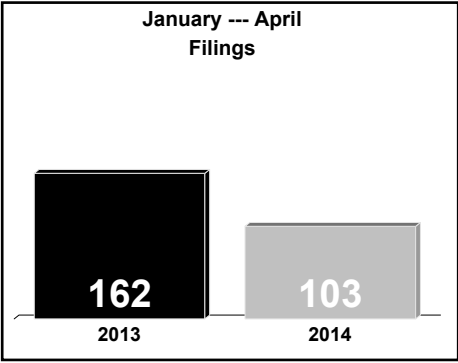
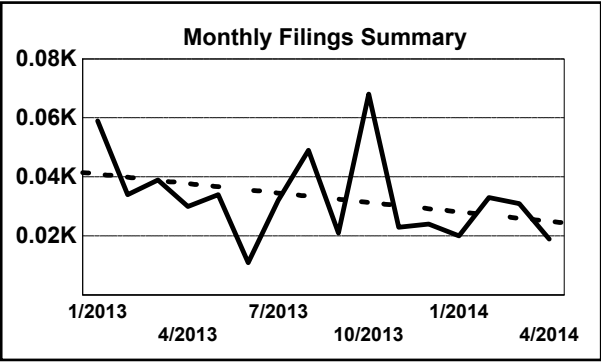
2014 AVG Month: 26

Jan-Apr 2013: 162

Jan-Apr 2014: 103

Filings Trending: Downward ▼

D
a
s
h
b
o
a
r
d



	Jan	Feb	Mar	Apr	May	Jun	Jul	Aug	Sep	Oct	Nov	Dec	Thru Apr	% Change	Trending	Total
2013	59	34	39	30	34	11	32	49	21	68	23	24	162			424
2014	20	33	31	19	-	-	-	-	-	-	-	-	103	-36.4%	▼	103

		Jan	Feb	Mar	Apr	May	Jun	Jul	Aug	Sep	Oct	Nov	Dec	Thru Apr	% Change	Trending	Total
Contested Divorce	2013	-	2	2	-	-	-	1	1	-	3	1	-	4			10
	2014	1	1	3	2	-	-	-	-	-	-	-	-	7	75.0%	▲	7
Domestic and Family - Lev	2013	-	-	-	-	-	-	1	-	-	-	-	-	0			1
General Civil - Level 1	2013	-	1	2	-	-	-	-	-	-	-	-	-	3	0.0%	↔	3
General Civil - Level 2	2013	2	5	3	-	4	1	3	2	2	1	-	2	10			25
	2014	1	2	-	1	-	-	-	-	-	-	-	-	4	-60.0%	▼	4
General Civil - Level 3	2013	2	1	2	-	1	-	-	2	-	4	3	-	5			15
	2014	1	5	3	6	-	-	-	-	-	-	-	-	15	200.0%	▲	15
Miscellaneous	2013	21	22	17	20	7	7	13	13	14	15	11	16	80			176
	2014	12	18	19	8	-	-	-	-	-	-	-	-	57	-28.8%	▼	57
Misdemeanor	2013	11	-	3	-	9	-	9	2	3	-	1	3	14			41
	2014	2	-	2	-	-	-	-	-	-	-	-	-	4	-71.4%	▼	4
Non-Capital Felonies and Related Matters	2013	17	1	7	6	11	2	5	25	2	43	5	-	31			124
	2014	-	6	2	-	-	-	-	-	-	-	-	-	8	-74.2%	▼	8
Other	2013	2	-	-	-	-	-	-	1	-	1	1	1	2			6
	2014	-	1	-	-	-	-	-	-	-	-	-	-	1	-50.0%	▼	1
Other Criminally Related Matters	2013	-	1	-	-	1	-	-	1	-	-	-	1	1			4
	2014	1	-	-	1	-	-	-	-	-	-	-	-	2	100.0%	▲	2
Probates/Wills and Trusts	2013	-	-	1	-	-	-	-	-	-	-	-	-	1			1
Uncontested Divorce	2013	4	1	2	4	1	1	-	2	-	1	1	1	11			18
	2014	2	-	2	1	-	-	-	-	-	-	-	-	5	-54.5%	▼	5

Type of Court: Circuit

Locale/Circuit: Sussex 6

Start/End Date: Jan-13 / Apr-14

Type of Case: Filings

AVG. Month: 50

2013 AVG Month: 49

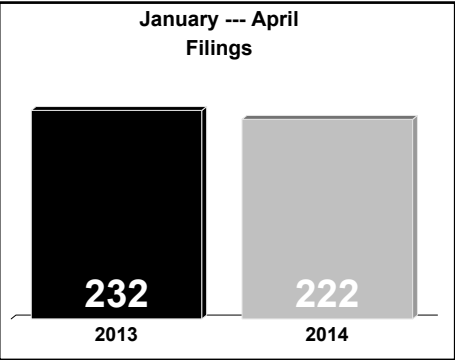
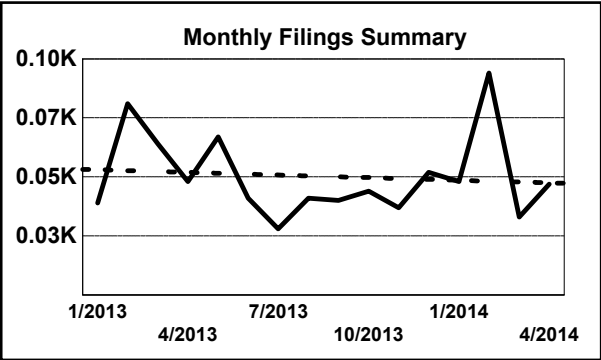
2014 AVG Month: 56

Jan-Apr 2013: 232

Jan-Apr 2014: 222

Filings Trending: Downward ▼

D
a
s
h
b
o
a
r
d

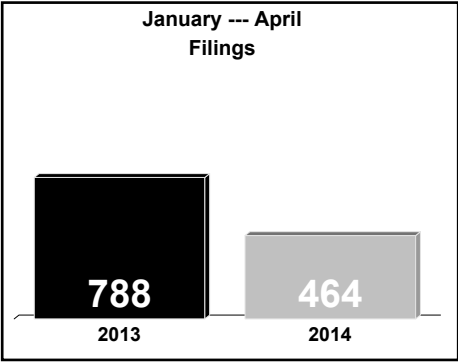
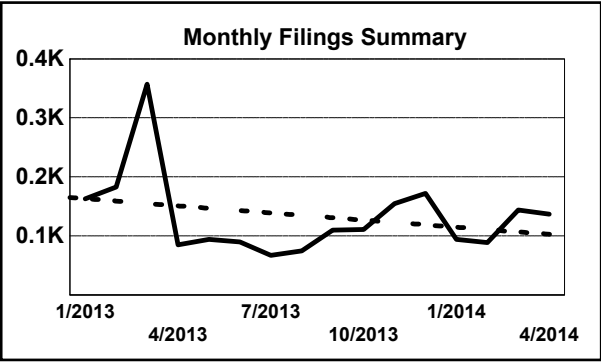


	Jan	Feb	Mar	Apr	May	Jun	Jul	Aug	Sep	Oct	Nov	Dec	Thru Apr	% Change	Trending	Total
2013	39	81	64	48	67	41	28	41	40	44	37	52	232			582
2014	48	94	33	47	-	-	-	-	-	-	-	-	222	-4.3%	▼	222

		Jan	Feb	Mar	Apr	May	Jun	Jul	Aug	Sep	Oct	Nov	Dec	Thru Apr	% Change	Trending	Total
Administrative Law	2013	-	-	-	-	1	-	-	1	-	-	-	-	0			2
Contested Divorce	2013	1	1	-	-	-	-	-	1	2	-	-	2	2	0.0%	↔	7
	2014	3	-	1	-	-	-	-	-	-	-	-	-	4	100.0%	▲	4
Domestic and Family - Level 1	2013	-	-	3	3	3	-	-	-	-	-	-	-	6			9
	2014	-	-	4	-	-	-	-	-	-	-	-	-	4	-33.3%	▼	4
Domestic and Family - Lev	2013	-	1	-	1	-	-	1	-	-	-	1	-	2			4
General Civil - Level 1	2013	-	-	1	-	1	-	-	-	2	-	-	-	1			4
General Civil - Level 2	2013	2	3	-	2	-	-	-	3	3	-	2	-	7			15
	2014	1	3	2	-	-	-	-	-	-	-	-	-	6	-14.3%	▼	6
General Civil - Level 3	2013	-	2	2	-	1	1	1	1	-	-	1	-	4			9
	2014	15	22	-	2	-	-	-	-	-	-	-	-	39	875.0%	▲	39
Miscellaneous	2013	21	30	20	11	11	13	6	10	13	19	6	18	82			178
	2014	19	18	16	25	-	-	-	-	-	-	-	-	78	-4.9%	▼	78
Misdemeanor	2013	3	12	5	11	6	8	4	8	5	10	7	11	31			90
	2014	1	19	4	4	-	-	-	-	-	-	-	-	28	-9.7%	▼	28
Non-Capital Felonies and Related Matters	2013	8	15	25	7	38	8	11	4	11	11	8	12	55			158
	2014	8	20	2	11	-	-	-	-	-	-	-	-	41	-25.5%	▼	41
Other	2013	-	-	-	-	-	1	-	-	1	-	-	-	0			2
	2014	-	1	-	-	-	-	-	-	-	-	-	-	1	0.0%	↔	1
Other Criminally Related Matters	2013	2	16	3	12	4	9	5	11	3	3	11	7	33			86
	2014	-	8	3	4	-	-	-	-	-	-	-	-	15	-54.5%	▼	15
Probates/Wills and Trusts	2014	-	1	-	-	-	-	-	-	-	-	-	-	1			1
Probates/Wills and Trusts	2013	-	-	2	-	1	1	-	-	-	-	-	-	2			4
Uncontested Divorce	2013	2	1	3	1	1	-	-	2	-	1	1	2	7			14
	2014	1	2	1	1	-	-	-	-	-	-	-	-	5	-28.6%	▼	5

Type of Court: Circuit
Locale/Circuit: Hopewell 6
Start/End Date: Jan-13 / Apr-14
Type of Case: Filings
AVG. Month: 133
2013 AVG Month: 139
2014 AVG Month: 116
Jan-Apr 2013: 788
Jan-Apr 2014: 464
Filings Trending: Downward ▼

D
a
s
h
b
o
a
r
d



	Jan	Feb	Mar	Apr	May	Jun	Jul	Aug	Sep	Oct	Nov	Dec	Thru Apr	% Change	Trending	Total
2013	163	183	357	85	94	90	67	75	110	111	155	172	788			1,662
2014	94	89	144	137	-	-	-	-	-	-	-	-	464	-41.1%	▼	464

		Jan	Feb	Mar	Apr	May	Jun	Jul	Aug	Sep	Oct	Nov	Dec	Thru Apr	% Change	Trending	Total
Contested Divorce	2013	2	3	7	2	1	5	2	2	-	1	1	2	14			28
	2014	2	1	4	5	-	-	-	-	-	-	-	-	12	-14.3%	▼	12
Domestic and Family - Level 1	2013	7	8	9	-	2	-	4	11	7	3	8	5	24			64
	2014	1	8	5	5	-	-	-	-	-	-	-	-	19	-20.8%	▼	19
Domestic and Family - Level 2	2013	-	2	3	1	3	-	-	-	-	1	-	-	6			10
	2014	1	1	2	3	-	-	-	-	-	-	-	-	7	16.7%	▲	7
General Civil - Level 1	2013	-	-	-	-	-	1	-	1	-	-	-	1	0			3
	2014	-	-	1	-	-	-	-	-	-	-	-	-	1	0.0%	↔	1
General Civil - Level 2	2013	3	9	3	3	2	2	6	6	2	2	4	4	18			46
	2014	3	3	1	5	-	-	-	-	-	-	-	-	12	-33.3%	▼	12
General Civil - Level 3	2013	5	4	2	3	5	-	-	5	1	1	5	4	14			35
	2014	2	2	3	5	-	-	-	-	-	-	-	-	12	-14.3%	▼	12
Miscellaneous	2013	64	49	48	34	32	20	19	16	25	33	26	30	195			396
	2014	34	39	38	42	-	-	-	-	-	-	-	-	153	-21.5%	▼	153
Misdemeanor	2013	9	23	27	10	13	7	13	9	18	11	16	28	69			184
	2014	6	12	13	7	-	-	-	-	-	-	-	-	38	-44.9%	▼	38
Non-Capital Felonies and Related Matters	2013	70	72	246	30	32	45	18	22	52	55	90	89	418			821
	2014	41	17	69	52	-	-	-	-	-	-	-	-	179	-57.2%	▼	179
Other	2013	1	3	1	-	2	1	-	1	-	1	-	1	5			11
	2014	-	-	-	1	-	-	-	-	-	-	-	-	1	-80.0%	▼	1
Other Criminally Related Matters	2013	-	1	1	-	-	1	2	-	3	2	1	2	2			13
	2014	1	-	-	4	-	-	-	-	-	-	-	-	5	150.0%	▲	5
Probates/Wills and Trusts	2014	-	-	1	-	-	-	-	-	-	-	-	-	1			1
Probates/Wills and Trusts - Level 2	2013	-	-	-	1	-	2	1	-	-	-	-	1	1			5
	2014	-	1	1	-	-	-	-	-	-	-	-	-	2	100.0%	▲	2
Protective Orders	2013	1	2	-	-	-	-	-	-	-	-	-	-	3			3
	2014	-	-	1	1	-	-	-	-	-	-	-	-	2	-33.3%	▼	2
Uncontested Divorce	2013	1	7	10	1	2	6	2	2	2	1	4	5	19			43
	2014	3	5	5	7	-	-	-	-	-	-	-	-	20	5.3%	▲	20

Type of Court: Circuit

Locale/Circuit: Newport News 7

Start/End Date: Jan-13 / Apr-14

Type of Case: Filings

AVG. Month: 883

2013 AVG Month: 882

2014 AVG Month: 888

Jan-Apr 2013: 4,061

Jan-Apr 2014: 3,552

Filings Trending: Downward ▼

D

a

s

h

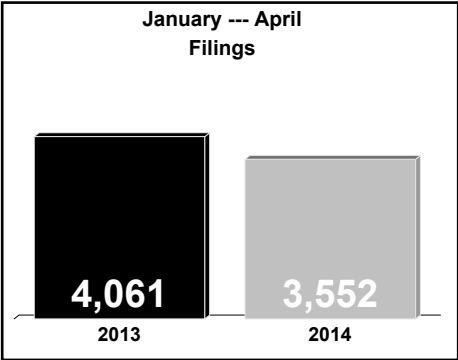
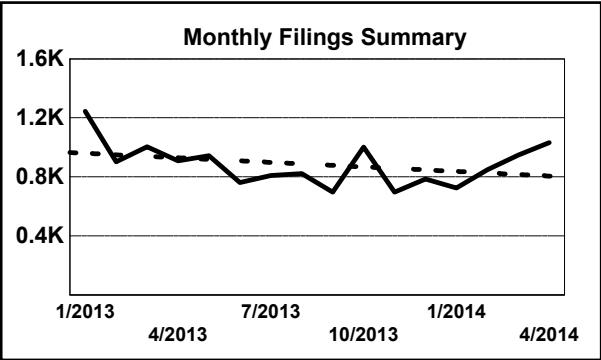
b

o

a

r

d



	Jan	Feb	Mar	Apr	May	Jun	Jul	Aug	Sep	Oct	Nov	Dec	Thru Apr	% Change	Trending	Total
2013	1,245	903	1,004	909	944	761	810	823	697	1,001	697	786	4,061			10,580
2014	725	848	947	1,032	-	-	-	-	-	-	-	-	3,552	-12.5%	▼	3,552

		Jan	Feb	Mar	Apr	May	Jun	Jul	Aug	Sep	Oct	Nov	Dec	Thru Apr	% Change	Trending	Total
Administrative Law	2013	-	2	2	1	3	1	1	2	-	-	-	1	5			13
	2014	-	1	1	1	-	-	-	-	-	-	-	-	3	-40.0%	▼	3
Contested Divorce	2013	28	15	28	21	30	15	23	23	19	13	17	13	92			245
	2014	10	23	22	29	-	-	-	-	-	-	-	-	84	-8.7%	▼	84
Domestic and Family - Level 1	2013	24	20	23	29	27	25	18	31	18	27	6	25	96			273
	2014	9	15	32	16	-	-	-	-	-	-	-	-	72	-25.0%	▼	72
Domestic and Family - Level 2	2013	3	4	5	6	4	4	8	6	1	11	6	7	18			65
	2014	2	4	3	4	-	-	-	-	-	-	-	-	13	-27.8%	▼	13
General Civil - Level 1	2013	61	29	8	45	36	8	33	24	8	56	10	6	143			324
	2014	16	7	34	9	-	-	-	-	-	-	-	-	66	-53.8%	▼	66
General Civil - Level 2	2013	31	30	18	40	40	25	30	34	23	31	31	25	119			358
	2014	22	42	32	35	-	-	-	-	-	-	-	-	131	10.1%	▲	131
General Civil - Level 3	2013	15	14	20	17	13	9	21	20	10	12	13	19	66			183
	2014	7	15	18	10	-	-	-	-	-	-	-	-	50	-24.2%	▼	50
Miscellaneous	2013	372	327	324	233	233	163	164	187	211	190	170	205	1,256			2,779
	2014	255	293	242	222	-	-	-	-	-	-	-	-	1,012	-19.4%	▼	1,012
Misdemeanor	2013	147	119	141	106	128	112	116	112	115	117	111	139	513			1,463
	2014	69	75	156	125	-	-	-	-	-	-	-	-	425	-17.2%	▼	425
Non-Capital Felonies and Related Matters	2013	328	150	233	231	231	185	213	188	109	343	189	204	942			2,604
	2014	169	185	183	349	-	-	-	-	-	-	-	-	886	-5.9%	▼	886
Other	2013	43	29	44	39	47	44	44	39	39	39	35	27	155			469
	2014	36	35	43	48	-	-	-	-	-	-	-	-	162	4.5%	▲	162
Other Criminally Related Matters	2013	145	87	90	86	94	112	86	116	102	112	68	84	408			1,182
	2014	93	96	115	139	-	-	-	-	-	-	-	-	443	8.6%	▲	443
Probates/Wills and Trusts - Level 1	2013	-	1	-	1	-	-	-	-	1	2	-	-	2			5
	2014	1	1	2	-	-	-	-	-	-	-	-	-	4	100.0%	▲	4
Probates/Wills and Trusts - Level 2	2013	1	1	1	-	-	-	-	-	-	-	-	-	3			3
	2014	-	-	-	1	-	-	-	-	-	-	-	-	1	-66.7%	▼	1
Protective Orders	2013	1	3	-	1	4	1	5	5	2	4	1	1	5			28
	2014	1	2	5	3	-	-	-	-	-	-	-	-	11	120.0%	▲	11
Uncontested Divorce	2013	46	72	67	53	54	57	48	36	39	44	40	30	238			586
	2014	35	54	59	41	-	-	-	-	-	-	-	-	189	-20.6%	▼	189

Type of Court: Circuit

Locale/Circuit: Hampton 8

Start/End Date: Jan-13 / Apr-14

Type of Case: Filings

AVG. Month: 639

2013 AVG Month: 631

2014 AVG Month: 664

Jan-Apr 2013: 2,755

Jan-Apr 2014: 2,656

Filings Trending: Downward ▼

D

a

s

h

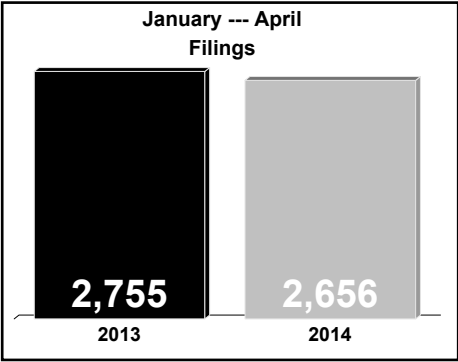
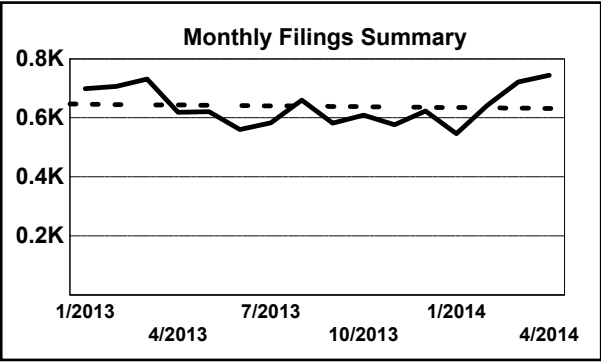
b

o

a

r

d

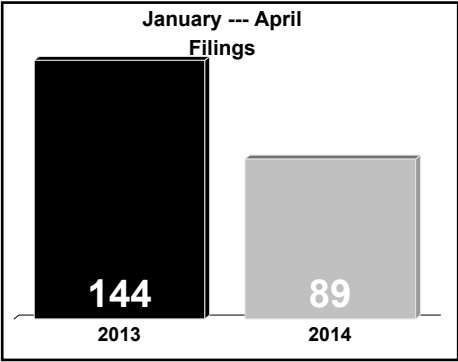
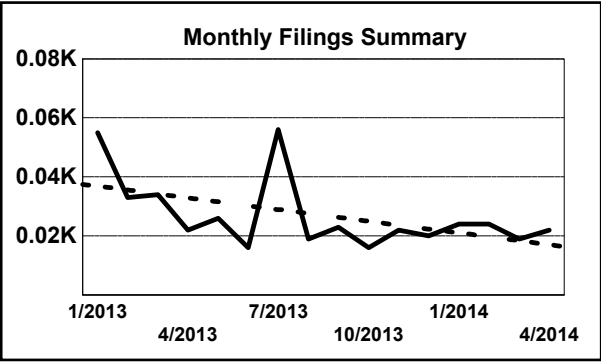


	Jan	Feb	Mar	Apr	May	Jun	Jul	Aug	Sep	Oct	Nov	Dec	Thru Apr	% Change	Trending	Total
2013	699	706	731	619	621	561	583	660	582	609	577	623	2,755			7,571
2014	547	643	722	744	-	-	-	-	-	-	-	-	2,656	-3.6%	▼	2,656

		Jan	Feb	Mar	Apr	May	Jun	Jul	Aug	Sep	Oct	Nov	Dec	Thru Apr	% Change	Trending	Total
Administrative Law	2013	1	-	-	-	1	1	1	1	-	1	1	-	1			7
	2014	3	-	-	-	-	-	-	-	-	-	-	-	3	200.0%	▲	3
Capital Murder	2014	-	-	1	-	-	-	-	-	-	-	-	-	1			1
Contested Divorce	2013	25	14	24	16	21	14	10	13	17	22	12	8	79			196
	2014	14	11	11	11	-	-	-	-	-	-	-	-	47	-40.5%	▼	47
Domestic and Family - Level 1	2013	11	15	11	9	18	9	12	15	8	13	25	4	46			150
	2014	4	10	12	17	-	-	-	-	-	-	-	-	43	-6.5%	▼	43
Domestic and Family - Level 2	2013	40	16	68	35	20	13	4	20	40	26	53	36	159			371
	2014	12	26	81	138	-	-	-	-	-	-	-	-	257	61.6%	▲	257
General Civil - Level 1	2013	-	1	1	2	2	2	-	3	2	2	1	1	4			17
	2014	4	1	3	2	-	-	-	-	-	-	-	-	10	150.0%	▲	10
General Civil - Level 2	2013	27	20	23	25	20	24	29	27	21	16	31	13	95			276
	2014	23	13	25	29	-	-	-	-	-	-	-	-	90	-5.3%	▼	90
General Civil - Level 3	2013	17	14	15	14	19	17	12	13	13	11	9	9	60			163
	2014	5	9	9	10	-	-	-	-	-	-	-	-	33	-45.0%	▼	33
Miscellaneous	2013	294	310	253	211	150	157	153	200	147	151	158	173	1,068			2,357
	2014	177	223	231	191	-	-	-	-	-	-	-	-	822	-23.0%	▼	822
Misdemeanor	2013	28	55	43	37	57	57	51	38	36	49	41	55	163			547
	2014	39	41	51	43	-	-	-	-	-	-	-	-	174	6.7%	▲	174
Non-Capital Felonies and Related Matters	2013	127	144	151	150	180	164	183	180	177	174	146	210	572			1,986
	2014	136	178	153	181	-	-	-	-	-	-	-	-	648	13.3%	▲	648
Other	2013	58	54	60	57	59	35	49	69	58	61	61	53	229			674
	2014	51	66	50	58	-	-	-	-	-	-	-	-	225	-1.7%	▼	225
Other Criminally Related Matters	2013	21	20	31	19	27	23	44	20	30	35	11	31	91			312
	2014	47	16	45	22	-	-	-	-	-	-	-	-	130	42.9%	▲	130
Probates/Wills and Trusts - Level 1	2013	1	-	-	2	4	3	1	2	-	-	-	1	3			14
	2014	1	-	1	1	-	-	-	-	-	-	-	-	3	0.0%	↔	3
Probates/Wills and Trusts - Level 2	2013	6	5	1	7	3	9	3	6	6	4	4	2	19			56
	2014	3	2	6	2	-	-	-	-	-	-	-	-	13	-31.6%	▼	13
Uncontested Divorce	2013	43	38	50	35	40	33	31	53	27	44	24	27	166			445
	2014	28	47	43	39	-	-	-	-	-	-	-	-	157	-5.4%	▼	157

Type of Court: Circuit
Locale/Circuit: Charles City 9
Start/End Date: Jan-13 / Apr-14
Type of Case: Filings
AVG. Month: 27
2013 AVG Month: 29
2014 AVG Month: 22
Jan-Apr 2013: 144
Jan-Apr 2014: 89
Filings Trending: Downward ▼

D
a
s
h
b
o
a
r
d



	Jan	Feb	Mar	Apr	May	Jun	Jul	Aug	Sep	Oct	Nov	Dec	Thru Apr	% Change	Trending	Total
2013	55	33	34	22	26	16	56	19	23	16	22	20	144			342
2014	24	24	19	22	-	-	-	-	-	-	-	-	89	-38.2%	▼	89

		Jan	Feb	Mar	Apr	May	Jun	Jul	Aug	Sep	Oct	Nov	Dec	Thru Apr	% Change	Trending	Total
Contested Divorce	2013	-	-	-	-	-	1	1	-	-	-	-	1	0			3
	2014	1	-	-	1	-	-	-	-	-	-	-	-	2	0.0%	↔	2
Domestic and Family - Lev	2013	-	-	-	-	1	-	-	-	-	-	3	-	0			4
	2014	-	-	-	-	-	-	1	1	-	-	-	-	0	0.0%	↔	2
Domestic and Family - Level 2	2013	-	-	-	-	-	-	-	-	-	-	-	-	-			-
	2014	-	1	-	-	-	-	-	-	-	-	-	-	1	0.0%	↔	1
General Civil - Level 1	2013	1	-	-	-	-	-	1	-	-	-	-	-	1			2
	2014	-	1	1	2	3	1	7	1	1	1	1	5	4			24
General Civil - Level 2	2013	-	1	1	2	3	1	7	1	1	1	1	5	4			24
	2014	4	1	-	3	-	-	-	-	-	-	-	-	8	100.0%	▲	8
General Civil - Level 3	2013	1	2	1	-	-	1	3	1	3	2	1	2	4			17
	2014	-	1	-	2	-	-	-	-	-	-	-	-	3	-25.0%	▼	3
Miscellaneous	2013	23	25	22	15	13	5	13	8	8	9	10	6	85			157
	2014	17	14	16	12	-	-	-	-	-	-	-	-	59	-30.6%	▼	59
Misdemeanor	2013	7	1	3	1	-	-	8	-	5	-	1	-	12			26
	2014	-	2	-	1	-	-	-	-	-	-	-	-	3	-75.0%	▼	3
Non-Capital Felonies and Related Matters	2013	17	2	5	2	5	7	18	5	6	2	6	4	26			79
	2014	1	2	1	1	-	-	-	-	-	-	-	-	5	-80.8%	▼	5
Other	2013	2	1	1	1	1	-	-	2	-	2	-	-	5			10
	2014	1	-	2	1	-	-	-	-	-	-	-	-	4	-20.0%	▼	4
Other Criminally Related Matters	2013	3	-	-	1	-	-	4	1	-	-	-	2	4			11
	2014	-	2	-	1	-	-	-	-	-	-	-	-	3	-25.0%	▼	3
Probates/Wills and Trusts	2013	-	-	-	-	1	-	-	-	-	-	-	-	0			1
Uncontested Divorce	2013	1	1	1	-	2	1	-	-	-	-	-	-	3	0.0%	↔	6
	2014	-	1	-	-	-	-	-	-	-	-	-	-	1	-66.7%	▼	1

Type of Court: Circuit

Locale/Circuit: Gloucester 9

Start/End Date: Jan-13 / Apr-14

Type of Case: Filings

AVG. Month: 200

2013 AVG Month: 200

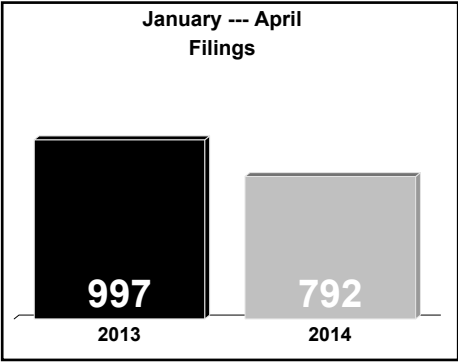
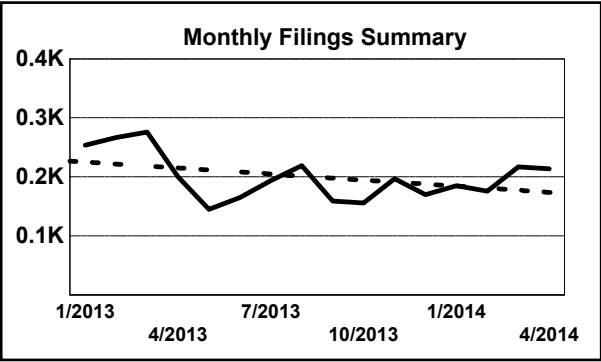
2014 AVG Month: 198

Jan-Apr 2013: 997

Jan-Apr 2014: 792

Filings Trending: Downward ▼

D
a
s
h
b
o
a
r
d

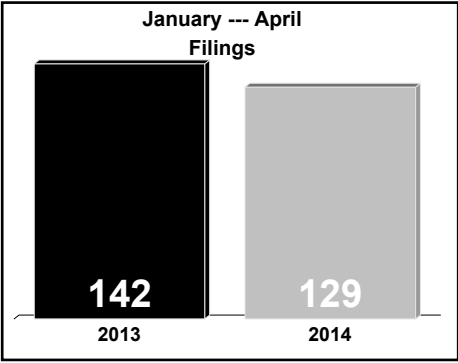
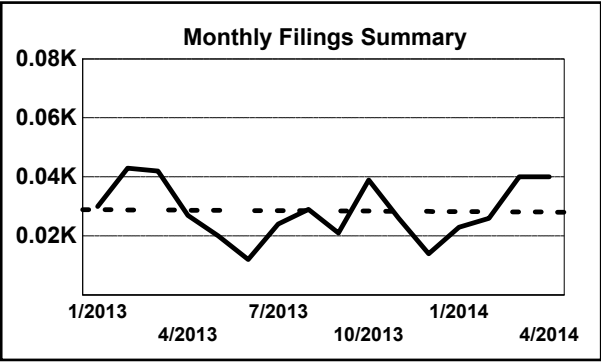


	Jan	Feb	Mar	Apr	May	Jun	Jul	Aug	Sep	Oct	Nov	Dec	Thru Apr	% Change	Trending	Total
2013	254	267	276	200	145	165	194	219	159	156	197	170	997			2,402
2014	185	176	217	214	-	-	-	-	-	-	-	-	792	-20.6%	▼	792

		Jan	Feb	Mar	Apr	May	Jun	Jul	Aug	Sep	Oct	Nov	Dec	Thru Apr	% Change	Trending	Total
Contested Divorce	2013	1	4	3	3	2	5	6	6	3	6	5	5	11			49
	2014	3	6	1	2	-	-	-	-	-	-	-	-	12	9.1%	▲	12
Domestic and Family - Level 1	2013	3	1	-	4	2	-	7	2	9	1	4	-	8	0.0%	↔	8
	2014	-	2	-	6	-	-	-	-	-	-	-	-	8	0.0%	↔	8
Domestic and Family - Level 2	2013	2	2	2	2	3	2	1	3	1	4	-	3	8			25
	2014	1	-	-	-	-	-	-	-	-	-	-	-	1	-87.5%	▼	1
General Civil - Level 1	2013	-	-	-	-	-	-	-	1	-	-	-	-	0			1
	2014	1	-	-	-	-	-	-	-	-	-	-	-	1	0.0%	↔	1
General Civil - Level 2	2013	10	6	5	7	4	11	8	7	1	2	5	4	28			70
	2014	12	7	7	3	-	-	-	-	-	-	-	-	29	3.6%	▲	29
General Civil - Level 3	2013	10	2	3	30	4	3	9	4	1	4	2	1	45			73
	2014	1	2	10	13	-	-	-	-	-	-	-	-	26	-42.2%	▼	26
Miscellaneous	2013	169	177	152	96	67	62	65	81	64	69	70	82	594			1,154
	2014	80	79	91	89	-	-	-	-	-	-	-	-	339	-42.9%	▼	339
Misdemeanor	2013	3	15	18	12	5	13	12	23	15	11	21	12	48			160
	2014	16	21	21	20	-	-	-	-	-	-	-	-	78	62.5%	▲	78
Non-Capital Felonies and Related Matters	2013	32	40	68	23	31	39	65	46	42	28	65	25	163			504
	2014	35	23	48	37	-	-	-	-	-	-	-	-	143	-12.3%	▼	143
Other	2013	8	8	10	6	5	20	8	23	14	9	7	21	32			139
	2014	16	20	22	18	-	-	-	-	-	-	-	-	76	137.5%	▲	76
Other Criminally Related Matters	2013	3	3	3	3	10	2	4	6	3	4	5	5	12			51
	2014	8	3	4	10	-	-	-	-	-	-	-	-	25	108.3%	▲	25
Probates/Wills and Trusts	2013	-	-	-	-	-	-	-	1	-	-	-	-	0			1
Probates/Wills and Trusts - Level 2	2013	-	-	-	-	-	2	-	-	-	3	4	-	0	0.0%	↔	9
	2014	-	1	-	-	-	-	-	-	-	-	-	-	1	0.0%	↔	1
Protective Orders	2013	2	-	-	-	-	-	-	2	2	2	1	-	2			9
	2014	-	1	-	1	-	-	-	-	-	-	-	-	2	0.0%	↔	2
Uncontested Divorce	2013	11	9	12	14	12	6	9	14	4	13	8	12	46			124
	2014	12	11	13	15	-	-	-	-	-	-	-	-	51	10.9%	▲	51

Type of Court: Circuit
Locale/Circuit: King & Queen 9
Start/End Date: Jan-13 / Apr-14
Type of Case: Filings
AVG. Month: 29
2013 AVG Month: 27
2014 AVG Month: 32
Jan-Apr 2013: 142
Jan-Apr 2014: 129
Filings Trending: Downward ▼

D
a
s
h
b
o
a
r
d



	Jan	Feb	Mar	Apr	May	Jun	Jul	Aug	Sep	Oct	Nov	Dec	Thru Apr	% Change	Trending	Total
2013	30	43	42	27	20	12	24	29	21	39	26	14	142			327
2014	23	26	40	40	-	-	-	-	-	-	-	-	129	-9.2%	▼	129

		Jan	Feb	Mar	Apr	May	Jun	Jul	Aug	Sep	Oct	Nov	Dec	Thru Apr	% Change	Trending	Total
Administrative Law	2014	-	-	1	-	-	-	-	-	-	-	-	-	1			1
Contested Divorce	2013	-	-	-	1	1	-	2	-	-	1	1	-	1			6
	2014	1	1	1	2	-	-	-	-	-	-	-	-	5	400.0%	▲	5
Domestic and Family - Level 1	2013	-	1	-	-	-	-	-	-	-	-	-	-	1			1
	2014	-	-	-	1	-	-	-	-	-	-	-	-	1	0.0%	↔	1
Domestic and Family - Lev	2013	-	-	2	-	1	-	-	-	-	-	-	-	2			3
General Civil - Level 2	2013	1	-	3	-	-	1	-	1	-	-	1	1	4			8
	2014	-	-	1	1	-	-	-	-	-	-	-	-	2	-50.0%	▼	2
General Civil - Level 3	2013	-	-	-	-	-	-	-	2	-	5	-	-	0			7
	2014	2	4	1	2	-	-	-	-	-	-	-	-	9	0.0%	↔	9
Miscellaneous	2013	18	25	24	15	15	7	13	7	15	24	11	5	82			179
	2014	12	12	14	15	-	-	-	-	-	-	-	-	53	-35.4%	▼	53
Misdemeanor	2013	1	1	2	4	-	-	1	3	1	2	3	1	8			19
	2014	-	2	1	2	-	-	-	-	-	-	-	-	5	-37.5%	▼	5
Non-Capital Felonies and Related Matters	2013	1	10	7	6	1	4	6	10	3	5	7	5	24			65
	2014	4	4	18	11	-	-	-	-	-	-	-	-	37	54.2%	▲	37
Other Criminally Related Matters	2013	6	4	1	-	1	-	2	4	-	2	1	-	11			21
	2014	2	2	2	3	-	-	-	-	-	-	-	-	9	-18.2%	▼	9
Probates/Wills and Trusts	2013	-	1	-	-	-	-	-	-	-	-	-	-	1			1
Probates/Wills and Trusts - Level 2	2013	1	-	1	-	-	-	-	-	-	-	-	2	2			4
	2014	1	1	-	2	-	-	-	-	-	-	-	-	4	100.0%	▲	4
Protective Orders	2013	-	-	-	-	-	-	-	1	-	-	2	-	0			3
Uncontested Divorce	2013	2	1	2	1	1	-	-	1	2	-	-	-	6	0.0%	↔	10
	2014	1	-	1	1	-	-	-	-	-	-	-	-	3	-50.0%	▼	3

Type of Court: Circuit

Locale/Circuit: King William 9

Start/End Date: Jan-13 / Apr-14

Type of Case: Filings

AVG. Month: 67

2013 AVG Month: 65

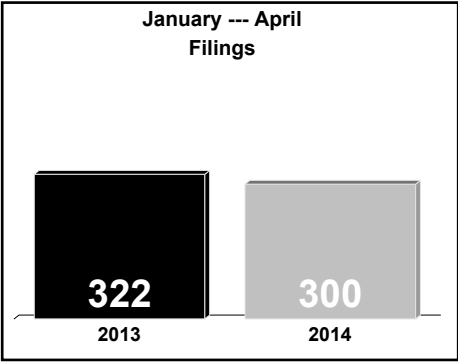
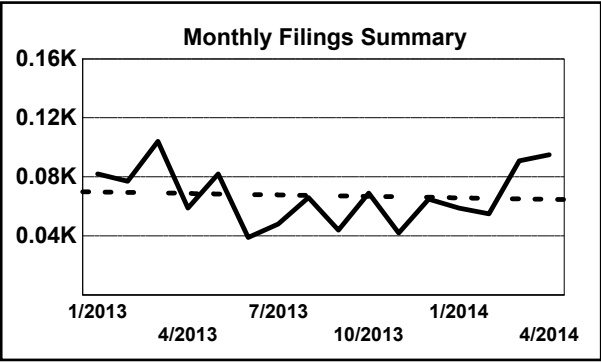
2014 AVG Month: 75

Jan-Apr 2013: 322

Jan-Apr 2014: 300

Filings Trending: Downward ▼

D
a
s
h
b
o
a
r
d



	Jan	Feb	Mar	Apr	May	Jun	Jul	Aug	Sep	Oct	Nov	Dec	Thru Apr	% Change	Trending	Total
2013	82	77	104	59	82	39	48	66	44	69	42	65	322			777
2014	59	55	91	95	-	-	-	-	-	-	-	-	300	-6.8%	▼	300

		Jan	Feb	Mar	Apr	May	Jun	Jul	Aug	Sep	Oct	Nov	Dec	Thru Apr	% Change	Trending	Total
Administrative Law	2014	-	1	-	-	-	-	-	-	-	-	-	-	1			1
Contested Divorce	2013	-	-	-	-	1	-	-	-	-	3	1	-	0			5
	2014	-	-	-	1	-	-	-	-	-	-	-	-	1	0.0%	↔	1
Domestic and Family - Level 1	2013	1	-	1	3	3	-	1	2	-	-	-	1	5			12
	2014	-	-	-	10	-	-	-	-	-	-	-	-	10	100.0%	▲	10
Domestic and Family - Level 2	2013	-	-	1	-	-	-	-	-	1	-	1	1	1			4
	2014	-	-	-	2	-	-	-	-	-	-	-	-	2	100.0%	▲	2
General Civil - Level 1	2013	-	-	1	-	-	2	1	-	-	-	-	-	1			4
General Civil - Level 2	2013	1	3	-	3	5	3	4	3	3	1	1	2	7			29
	2014	1	3	2	2	-	-	-	-	-	-	-	-	8	14.3%	▲	8
General Civil - Level 3	2013	-	1	4	3	3	2	-	2	1	3	-	3	8			22
	2014	1	5	-	-	-	-	-	-	-	-	-	-	6	-25.0%	▼	6
Miscellaneous	2013	66	55	49	39	33	18	20	30	35	26	23	22	209			416
	2014	41	37	45	37	-	-	-	-	-	-	-	-	160	-23.4%	▼	160
Misdemeanor	2013	2	2	5	3	14	2	11	8	2	7	1	4	12			61
	2014	2	3	4	4	-	-	-	-	-	-	-	-	13	8.3%	▲	13
Non-Capital Felonies and Related Matters	2013	3	12	36	4	22	9	9	16	1	22	15	15	55			164
	2014	10	2	38	35	-	-	-	-	-	-	-	-	85	54.5%	▲	85
Other	2013	-	-	1	-	-	1	-	-	-	-	-	1	1			3
	2014	-	1	-	-	-	-	-	-	-	-	-	-	1	0.0%	↔	1
Other Criminally Related Matters	2013	4	3	3	2	-	1	1	3	-	2	-	10	12			29
	2014	2	1	1	2	-	-	-	-	-	-	-	-	6	-50.0%	▼	6
Probates/Wills and Trusts	2013	2	1	-	2	-	1	1	1	1	-	-	2	5			11
Protective Orders	2013	-	-	-	-	-	-	-	1	-	-	-	-	0			1
	2014	-	-	-	1	-	-	-	-	-	-	-	-	1	0.0%	↔	1
Uncontested Divorce	2013	3	-	3	-	1	-	-	-	-	5	-	4	6			16
	2014	2	2	1	1	-	-	-	-	-	-	-	-	6	0.0%	↔	6

Type of Court: Circuit

Locale/Circuit: Mathews 9

Start/End Date: Jan-13 / Apr-14

Type of Case: Filings

AVG. Month: 39

2013 AVG Month: 37

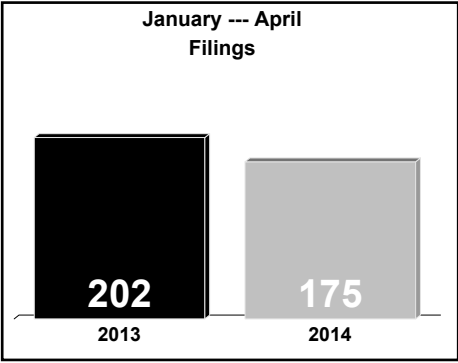
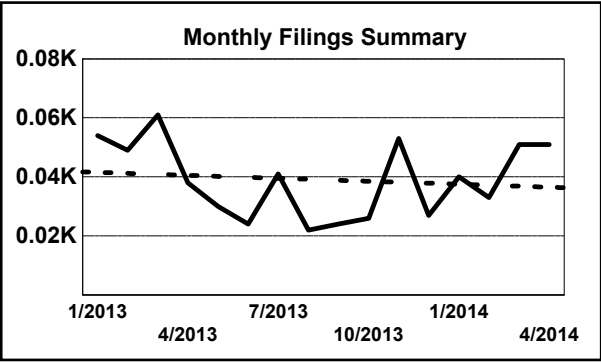
2014 AVG Month: 44

Jan-Apr 2013: 202

Jan-Apr 2014: 175

Filings Trending: Downward ▼

D
a
s
h
b
o
a
r
d

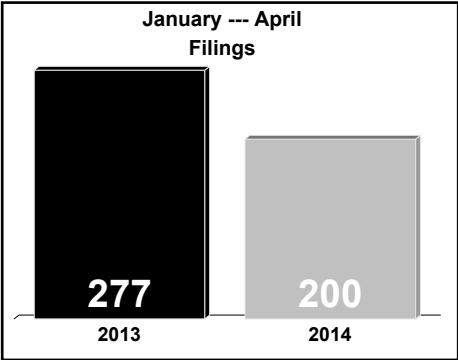
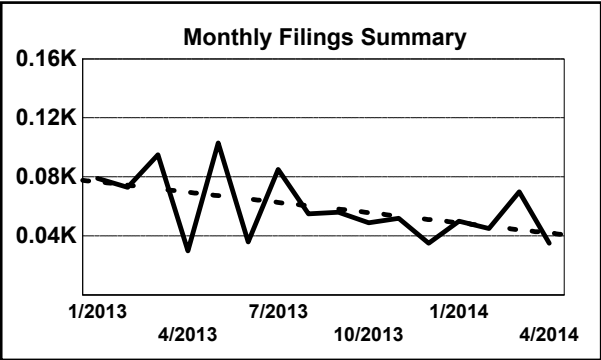


	Jan	Feb	Mar	Apr	May	Jun	Jul	Aug	Sep	Oct	Nov	Dec	Thru Apr	% Change	Trending	Total
2013	54	49	61	38	30	24	41	22	24	26	53	27	202			449
2014	40	33	51	51	-	-	-	-	-	-	-	-	175	-13.4%	▼	175

		Jan	Feb	Mar	Apr	May	Jun	Jul	Aug	Sep	Oct	Nov	Dec	Thru Apr	% Change	Trending	Total
Administrative Law	2013	-	-	1	-	-	-	-	-	-	1	-	-	1			2
Contested Divorce	2013	1	1	1	-	-	2	-	-	-	1	-	-	3			6
	2014	1	-	-	1	-	-	-	-	-	-	-	-	2	-33.3%	▼	2
Domestic and Family - Level 1	2013	-	2	-	1	-	-	-	-	2	2	-	-	3			7
	2014	-	-	-	2	-	-	-	-	-	-	-	-	2	-33.3%	▼	2
Domestic and Family - Level 2	2013	-	-	-	1	-	-	-	-	-	-	-	-	1			1
	2014	-	-	1	-	-	-	-	-	-	-	-	-	1	0.0%	↔	1
General Civil - Level 1	2013	-	-	-	-	-	-	-	1	-	-	-	-	0			1
	2014	1	-	1	-	-	-	-	-	-	-	-	-	2	0.0%	↔	2
General Civil - Level 2	2013	-	1	2	-	2	-	2	2	1	2	-	-	3			12
	2014	2	-	-	4	-	-	-	-	-	-	-	-	6	100.0%	▲	6
General Civil - Level 3	2013	-	-	-	1	1	-	-	3	4	-	-	-	1			9
	2014	1	-	-	1	-	-	-	-	-	-	-	-	2	100.0%	▲	2
Miscellaneous	2013	24	36	41	19	20	17	19	13	14	12	21	8	120			244
	2014	32	22	20	26	-	-	-	-	-	-	-	-	100	-16.7%	▼	100
Misdemeanor	2013	1	1	3	2	-	1	2	-	1	1	-	1	7			13
	2014	-	3	1	3	-	-	-	-	-	-	-	-	7	0.0%	↔	7
Non-Capital Felonies and Related Matters	2013	23	5	5	10	3	2	12	1	2	4	27	14	43			108
	2014	1	2	25	9	-	-	-	-	-	-	-	-	37	-14.0%	▼	37
Other	2013	3	-	4	-	1	-	1	1	-	1	-	-	7			11
	2014	-	-	-	2	-	-	-	-	-	-	-	-	2	-71.4%	▼	2
Other Criminally Related Matters	2013	-	-	-	1	-	1	-	-	-	1	-	1	1			4
	2014	-	1	-	1	-	-	-	-	-	-	-	-	2	100.0%	▲	2
Probates/Wills and Trusts - Level 2	2013	-	1	-	-	-	-	-	-	-	-	3	-	1			4
	2014	-	1	-	-	-	-	-	-	-	-	-	-	1	0.0%	↔	1
Protective Orders	2013	-	-	-	-	-	-	1	-	-	-	-	-	0			1
	2014	2	-	-	-	-	-	-	-	-	-	-	-	2	0.0%	↔	2
Uncontested Divorce	2013	2	2	4	3	3	1	4	1	-	1	2	3	11			26
	2014	-	4	3	2	-	-	-	-	-	-	-	-	9	-18.2%	▼	9

Type of Court: Circuit
Locale/Circuit: Middlesex 9
Start/End Date: Jan-13 / Apr-14
Type of Case: Filings
AVG. Month: 59
2013 AVG Month: 62
2014 AVG Month: 50
Jan-Apr 2013: 277
Jan-Apr 2014: 200
Filings Trending: Downward ▼

D
a
s
h
b
o
a
r
d

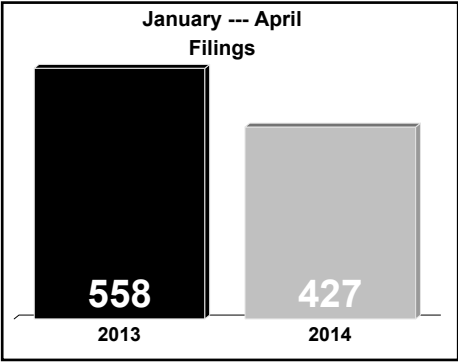
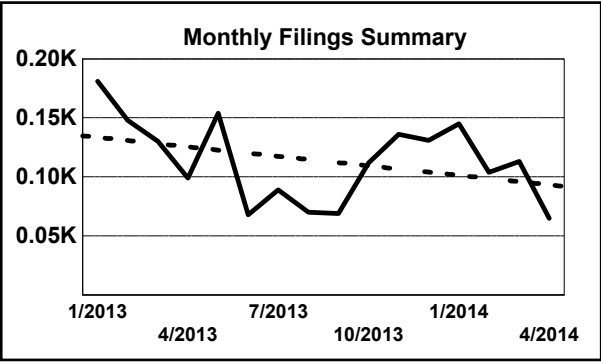


	Jan	Feb	Mar	Apr	May	Jun	Jul	Aug	Sep	Oct	Nov	Dec	Thru Apr	% Change	Trending	Total
2013	79	73	95	30	103	36	85	55	56	49	52	35	277			748
2014	50	45	70	35	-	-	-	-	-	-	-	-	200	-27.8%	▼	200

		Jan	Feb	Mar	Apr	May	Jun	Jul	Aug	Sep	Oct	Nov	Dec	Thru Apr	% Change	Trending	Total
Contested Divorce	2013	1	1	-	1	1	-	-	1	2	1	1	-	3			9
	2014	-	1	-	1	-	-	-	-	-	-	-	-	2	-33.3%	▼	2
Domestic and Family - Level 1	2013	2	-	1	1	2	-	1	-	-	-	5	-	4			12
	2014	-	4	2	1	-	-	-	-	-	-	-	-	7	75.0%	▲	7
Domestic and Family - Lev	2013	-	-	-	-	-	1	-	-	-	1	-	-	0			2
	2014	-	-	1	-	-	-	-	-	-	-	-	-	1	0.0%	↔	1
General Civil - Level 1	2013	-	-	-	-	-	-	-	-	-	-	-	-	1	0.0%	↔	1
	2014	1	-	-	-	-	-	-	-	-	-	-	-	1	0.0%	↔	1
General Civil - Level 2	2013	7	1	1	2	2	3	6	2	3	1	3	1	11			32
	2014	2	-	-	2	-	-	-	-	-	-	-	-	4	-63.6%	▼	4
General Civil - Level 3	2013	3	1	2	-	2	-	10	1	-	2	1	-	6			22
	2014	1	1	3	2	-	-	-	-	-	-	-	-	7	16.7%	▲	7
Miscellaneous	2013	41	59	34	19	16	24	20	28	14	18	24	22	153			319
	2014	33	27	20	17	-	-	-	-	-	-	-	-	97	-36.6%	▼	97
Misdemeanor	2013	8	1	11	1	7	2	15	1	8	6	2	2	21			64
	2014	3	4	15	2	-	-	-	-	-	-	-	-	24	14.3%	▲	24
Non-Capital Felonies and Related Matters	2013	14	6	39	6	73	5	30	17	26	14	10	5	65			245
	2014	7	6	27	5	-	-	-	-	-	-	-	-	45	-30.8%	▼	45
Other	2013	-	1	-	-	-	-	-	2	1	6	-	-	1			10
	2014	1	-	1	1	-	-	-	-	-	-	-	-	3	200.0%	▲	3
Other Criminally Related Matters	2013	1	-	-	-	-	-	1	-	-	-	2	2	1			6
	2014	1	-	1	1	-	-	-	-	-	-	-	-	3	200.0%	▲	3
Probates/Wills and Trusts	2013	-	-	-	-	-	1	-	-	-	-	-	-	0			1
Uncontested Divorce	2013	2	3	6	-	-	-	2	3	2	-	4	3	11	0.0%	↔	25
	2014	1	2	1	3	-	-	-	-	-	-	-	-	7	-36.4%	▼	7

Type of Court: Circuit
Locale/Circuit: New Kent 9
Start/End Date: Jan-13 / Apr-14
Type of Case: Filings
AVG. Month: 113
2013 AVG Month: 116
2014 AVG Month: 107
Jan-Apr 2013: 558
Jan-Apr 2014: 427
Filings Trending: Downward ▼

D
a
s
h
b
o
a
r
d

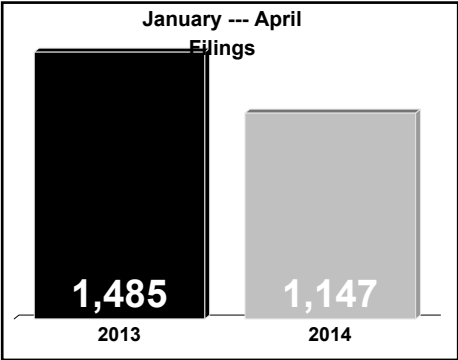
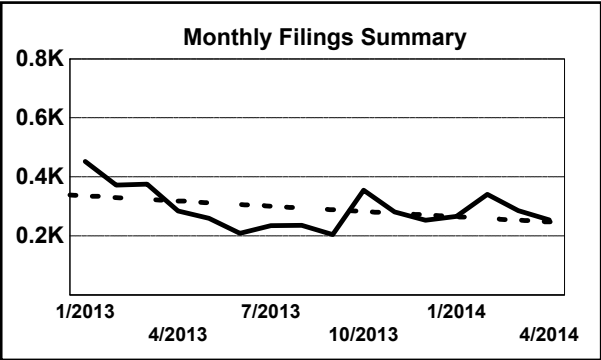


	Jan	Feb	Mar	<u>Apr</u>	May	Jun	Jul	Aug	Sep	Oct	Nov	Dec	Thru Apr	% Change	Trending	<u>Total</u>
2013	181	148	130	99	154	68	89	70	69	112	136	131	558			1,387
2014	145	104	113	65	-	-	-	-	-	-	-	-	427	-23.5%	▼	427

		Jan	Feb	Mar	<u>Apr</u>	May	Jun	Jul	Aug	Sep	Oct	Nov	Dec	Thru Apr	% Change	Trending	<u>Total</u>
Contested Divorce	2013	-	-	1	3	1	-	-	-	-	2	1	1	4			9
	2014	2	1	2	1	-	-	-	-	-	-	-	-	6	50.0%	▲	6
Domestic and Family - Level 1	2013	-	5	-	-	1	-	2	6	3	2	-	1	5			20
	2014	-	1	-	2	-	-	-	-	-	-	-	-	3	-40.0%	▼	3
Domestic and Family - Lev	2013	1	1	-	-	-	-	1	-	1	-	-	-	2			4
General Civil - Level 1	2013	-	1	-	-	2	1	-	-	-	-	-	-	1			4
General Civil - Level 2	2013	6	3	2	5	8	2	9	3	2	3	2	2	16			47
	2014	1	2	6	1	-	-	-	-	-	-	-	-	10	-37.5%	▼	10
General Civil - Level 3	2013	1	2	2	-	1	-	-	1	1	-	-	2	5			10
	2014	1	-	1	1	-	-	-	-	-	-	-	-	3	-40.0%	▼	3
Miscellaneous	2013	87	78	67	46	39	31	25	32	26	55	48	56	278			590
	2014	73	64	54	43	-	-	-	-	-	-	-	-	234	-15.8%	▼	234
Misdemeanor	2013	11	12	19	20	11	5	10	2	6	18	21	13	62			148
	2014	3	9	9	2	-	-	-	-	-	-	-	-	23	-62.9%	▼	23
Non-Capital Felonies and Related Matters	2013	60	18	18	9	63	11	20	10	14	18	16	23	105			280
	2014	19	8	28	4	-	-	-	-	-	-	-	-	59	-43.8%	▼	59
Other	2013	6	19	13	7	22	10	7	4	8	5	43	27	45			171
	2014	41	12	11	6	-	-	-	-	-	-	-	-	70	55.6%	▲	70
Other Criminally Related Matters	2013	4	7	2	7	2	4	12	3	1	5	2	5	20			54
	2014	1	3	-	-	-	-	-	-	-	-	-	-	4	-80.0%	▼	4
Probates/Wills and Trusts - Level 2	2013	1	-	-	-	-	-	1	1	-	-	1	-	1			4
	2014	1	-	-	-	-	-	-	-	-	-	-	-	1	0.0%	↔	1
Protective Orders	2013	-	-	-	-	-	-	-	1	-	-	-	-	0			1
Uncontested Divorce	2013	4	2	6	2	4	4	2	7	7	4	2	1	14	0.0%	↔	45
	2014	3	4	2	5	-	-	-	-	-	-	-	-	14	0.0%	↔	14

Type of Court: Circuit
Locale/Circuit: York 9
Start/End Date: Jan-13 / Apr-14
Type of Case: Filings
AVG. Month: 292
2013 AVG Month: 293
2014 AVG Month: 287
Jan-Apr 2013: 1,485
Jan-Apr 2014: 1,147
Filings Trending: Downward ▼

D
a
s
h
b
o
a
r
d

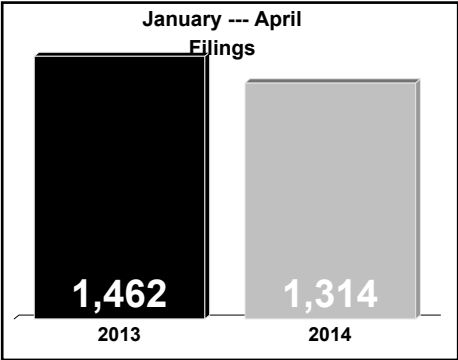
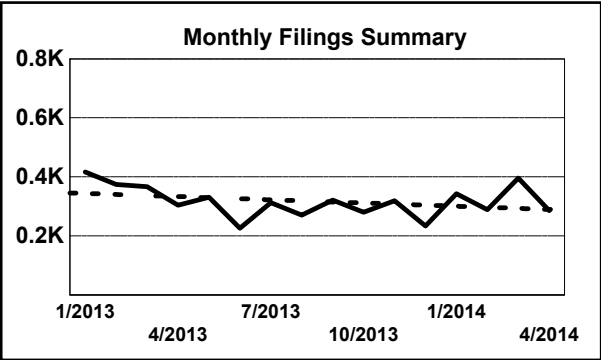


	Jan	Feb	Mar	Apr	May	Jun	Jul	Aug	Sep	Oct	Nov	Dec	Thru Apr	% Change	Trending	Total
2013	452	372	376	285	260	209	235	236	205	355	282	253	1,485			3,520
2014	266	341	286	254	-	-	-	-	-	-	-	-	1,147	-22.8%	▼	1,147

		Jan	Feb	Mar	Apr	May	Jun	Jul	Aug	Sep	Oct	Nov	Dec	Thru Apr	% Change	Trending	Total
Administrative Law	2013	-	-	-	1	-	-	-	1	1	1	-	-	1			4
	2014	1	-	-	-	-	-	-	-	-	-	-	-	1	0.0%	↔	1
Contested Divorce	2013	5	5	4	9	11	6	1	6	2	6	5	3	23			63
	2014	7	6	14	3	-	-	-	-	-	-	-	-	30	30.4%	▲	30
Domestic and Family - Level 1	2013	1	3	5	-	2	4	6	2	5	-	1	1	9			30
	2014	-	2	3	2	-	-	-	-	-	-	-	-	7	-22.2%	▼	7
Domestic and Family - Level 2	2013	7	2	4	4	1	1	2	-	4	3	5	1	17			34
	2014	3	8	6	13	-	-	-	-	-	-	-	-	30	76.5%	▲	30
General Civil - Level 1	2013	-	-	-	-	-	-	1	-	1	1	-	-	0			3
	2014	1	-	-	-	-	-	-	-	-	-	-	-	1	0.0%	↔	1
General Civil - Level 2	2013	4	9	18	21	7	18	9	12	14	17	11	14	52			154
	2014	11	7	12	13	-	-	-	-	-	-	-	-	43	-17.3%	▼	43
General Civil - Level 3	2013	4	5	4	4	7	7	8	3	5	4	2	4	17			57
	2014	5	5	1	3	-	-	-	-	-	-	-	-	14	-17.6%	▼	14
Miscellaneous	2013	293	235	215	173	138	94	108	132	84	148	117	130	916			1,867
	2014	146	150	135	112	-	-	-	-	-	-	-	-	543	-40.7%	▼	543
Misdemeanor	2013	39	26	25	14	13	24	14	17	11	15	24	14	104			236
	2014	17	14	28	17	-	-	-	-	-	-	-	-	76	-26.9%	▼	76
Non-Capital Felonies and Related Matters	2013	79	63	74	38	50	29	61	41	40	123	87	50	254			735
	2014	44	125	48	67	-	-	-	-	-	-	-	-	284	11.8%	▲	284
Other	2013	-	-	-	1	1	1	-	-	2	2	-	-	1			7
	2014	1	1	-	1	-	-	-	-	-	-	-	-	3	200.0%	▲	3
Other Criminally Related Matters	2013	4	6	7	5	5	11	6	9	10	15	9	19	22			106
	2014	10	6	12	9	-	-	-	-	-	-	-	-	37	68.2%	▲	37
Probates/Wills and Trusts - Level 2	2013	4	4	5	1	2	1	4	1	3	3	2	1	14			31
	2014	2	-	3	2	-	-	-	-	-	-	-	-	7	-50.0%	▼	7
Protective Orders	2013	-	-	-	-	2	2	-	-	-	2	-	-	0			6
	2014	2	-	1	1	-	-	-	-	-	-	-	-	4	0.0%	↔	4
Uncontested Divorce	2013	12	14	15	14	21	11	15	12	23	15	19	16	55			187
	2014	16	17	23	11	-	-	-	-	-	-	-	-	67	21.8%	▲	67

Type of Court: Circuit
Locale/Circuit: Williamsburg 9
Start/End Date: Jan-13 / Apr-14
Type of Case: Filings
AVG. Month: 317
2013 AVG Month: 313
2014 AVG Month: 329
Jan-Apr 2013: 1,462
Jan-Apr 2014: 1,314
Filings Trending: Downward ▼

D
a
s
h
b
o
a
r
d



	Jan	Feb	Mar	Apr	May	Jun	Jul	Aug	Sep	Oct	Nov	Dec	Thru Apr	% Change	Trending	Total
2013	417	374	367	304	331	226	313	271	321	280	319	234	1,462			3,757
2014	343	289	396	286	-	-	-	-	-	-	-	-	1,314	-10.1%	▼	1,314

		Jan	Feb	Mar	Apr	May	Jun	Jul	Aug	Sep	Oct	Nov	Dec	Thru Apr	% Change	Trending	Total
Administrative Law	2013	-	-	3	-	-	-	-	-	2	-	-	-	3			5
Capital Murder	2014	3	-	-	-	-	-	-	-	-	-	-	-	3			3
Contested Divorce	2013	4	10	9	5	8	9	5	3	5	1	8	5	28			72
	2014	10	5	7	3	-	-	-	-	-	-	-	-	25	-10.7%	▼	25
Domestic and Family - Level 1	2013	2	2	9	-	6	2	2	4	1	1	7	1	13			37
	2014	-	5	3	5	-	-	-	-	-	-	-	-	13	0.0%	↔	13
Domestic and Family - Level 2	2013	-	5	3	5	1	2	3	-	4	1	1	1	13			26
	2014	2	3	3	1	-	-	-	-	-	-	-	-	9	-30.8%	▼	9
General Civil - Level 1	2013	-	1	-	-	-	3	1	2	-	1	1	-	1			9
	2014	2	-	1	2	-	-	-	-	-	-	-	-	5	400.0%	▲	5
General Civil - Level 2	2013	15	17	6	8	11	6	10	12	13	13	13	12	46			136
	2014	6	6	6	4	-	-	-	-	-	-	-	-	22	-52.2%	▼	22
General Civil - Level 3	2013	7	7	4	6	15	9	10	15	12	1	8	8	24			102
	2014	8	2	17	4	-	-	-	-	-	-	-	-	31	29.2%	▲	31
Miscellaneous	2013	224	204	157	140	124	70	122	98	103	95	87	116	725			1,540
	2014	158	141	120	120	-	-	-	-	-	-	-	-	539	-25.7%	▼	539
Misdemeanor	2013	48	38	58	58	57	27	30	35	46	46	54	27	202			524
	2014	34	36	48	24	-	-	-	-	-	-	-	-	142	-29.7%	▼	142
Non-Capital Felonies and Related Matters	2013	62	32	78	41	42	45	63	46	78	66	87	26	213			666
	2014	60	46	124	58	-	-	-	-	-	-	-	-	288	35.2%	▲	288
Other	2013	20	18	10	16	27	14	32	29	23	19	23	14	64			245
	2014	25	19	34	26	-	-	-	-	-	-	-	-	104	62.5%	▲	104
Other Criminally Related Matters	2013	8	16	12	10	11	11	16	8	13	14	11	8	46			138
	2014	13	12	17	14	-	-	-	-	-	-	-	-	56	21.7%	▲	56
Probates/Wills and Trusts	2013	-	1	-	-	1	2	-	-	1	-	-	-	1			5
Probates/Wills and Trusts - Level 2	2013	2	4	-	2	6	2	2	4	3	6	1	2	8			34
	2014	2	2	2	2	-	-	-	-	-	-	-	-	8	0.0%	↔	8
Uncontested Divorce	2013	25	19	18	13	22	24	17	15	17	16	18	14	75			218
	2014	20	12	14	23	-	-	-	-	-	-	-	-	69	-8.0%	▼	69

Type of Court: Circuit

Locale/Circuit: Appomattox 10

Start/End Date: Jan-13 / Apr-14

Type of Case: Filings

AVG. Month: 72

2013 AVG Month: 66

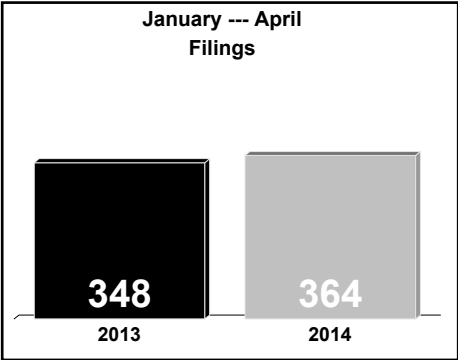
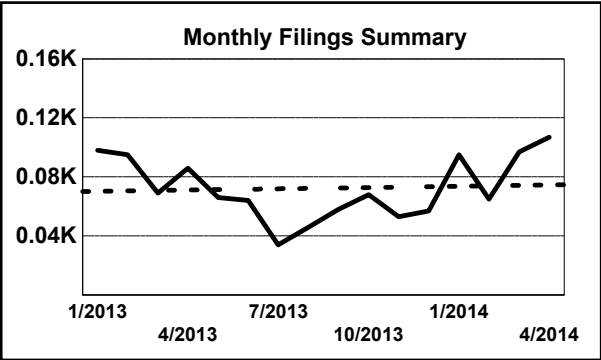
2014 AVG Month: 91

Jan-Apr 2013: 348

Jan-Apr 2014: 364

Filings Trending: Upward ▲

D
a
s
h
b
o
a
r
d

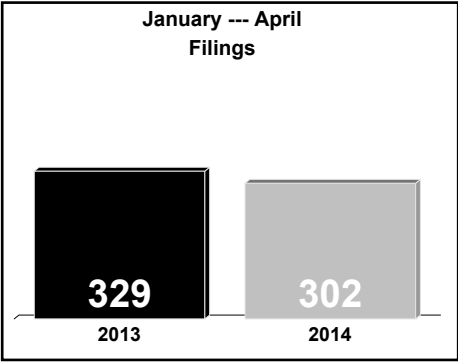
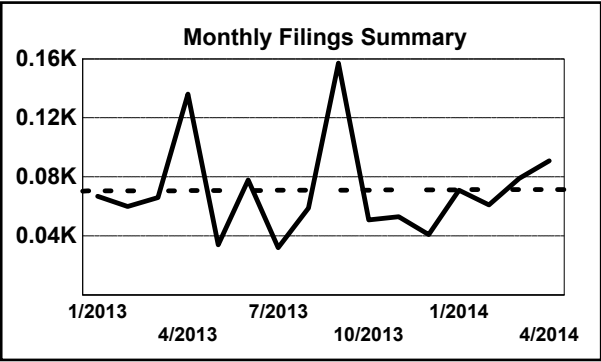


	Jan	Feb	Mar	Apr	May	Jun	Jul	Aug	Sep	Oct	Nov	Dec	Thru Apr	% Change	Trending	Total
2013	98	95	69	86	66	64	34	46	58	68	53	57	348			794
2014	95	65	97	107	-	-	-	-	-	-	-	-	364	4.6%	▲	364

		Jan	Feb	Mar	Apr	May	Jun	Jul	Aug	Sep	Oct	Nov	Dec	Thru Apr	% Change	Trending	Total
Administrative Law	2013	-	-	-	-	-	-	-	-	1	-	-	-	0			1
Contested Divorce	2013	-	-	2	-	1	3	1	-	1	2	-	1	2	0.0%	↔	11
	2014	2	1	2	2	-	-	-	-	-	-	-	-	7	250.0%	▲	7
Domestic and Family - Level 1	2013	-	-	-	-	6	1	-	5	1	4	5	-	0			22
	2014	-	4	6	3	-	-	-	-	-	-	-	-	13	0.0%	↔	13
Domestic and Family - Level 2	2013	-	1	-	-	1	-	-	-	1	-	-	1	1			4
	2014	-	-	1	-	-	-	-	-	-	-	-	-	1	0.0%	↔	1
General Civil - Level 2	2013	2	5	2	3	5	1	2	1	2	1	2	1	12			27
	2014	2	3	3	1	-	-	-	-	-	-	-	-	9	-25.0%	▼	9
General Civil - Level 3	2013	-	-	-	-	1	-	-	-	-	1	1	2	0			5
	2014	1	1	2	2	-	-	-	-	-	-	-	-	6	0.0%	↔	6
Miscellaneous	2013	58	72	44	42	20	26	17	19	39	37	34	42	216			450
	2014	49	37	38	52	-	-	-	-	-	-	-	-	176	-18.5%	▼	176
Misdemeanor	2013	1	1	3	7	4	2	3	1	-	4	-	-	12			26
	2014	-	4	4	5	-	-	-	-	-	-	-	-	13	8.3%	▲	13
Non-Capital Felonies and Related Matters	2013	32	14	11	29	24	27	8	15	11	17	4	4	86			196
	2014	33	10	38	32	-	-	-	-	-	-	-	-	113	31.4%	▲	113
Other	2013	-	-	1	1	-	3	-	-	-	1	-	3	2			9
	2014	1	3	1	4	-	-	-	-	-	-	-	-	9	350.0%	▲	9
Other Criminally Related Matters	2013	-	-	3	-	-	1	-	-	-	-	2	-	3			6
	2014	-	-	-	3	-	-	-	-	-	-	-	-	3	0.0%	↔	3
Probates/Wills and Trusts - Level 2	2013	1	-	-	-	-	-	1	-	-	-	-	2	1			4
	2014	2	-	1	-	-	-	-	-	-	-	-	-	3	200.0%	▲	3
Protective Orders	2013	-	-	-	-	1	-	-	-	-	-	-	-	0			1
Uncontested Divorce	2013	4	2	3	4	3	-	2	5	2	1	5	1	13	0.0%	↔	32
	2014	5	2	1	3	-	-	-	-	-	-	-	-	11	-15.4%	▼	11

Type of Court: Circuit
Locale/Circuit: Buckingham 10
Start/End Date: Jan-13 / Apr-14
Type of Case: Filings
AVG. Month: 71
2013 AVG Month: 70
2014 AVG Month: 76
Jan-Apr 2013: 329
Jan-Apr 2014: 302
Filings Trending: Downward ▼

D
a
s
h
b
o
a
r
d

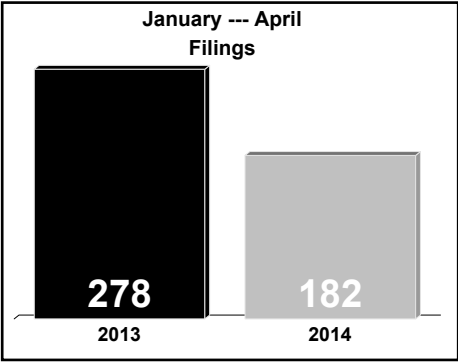
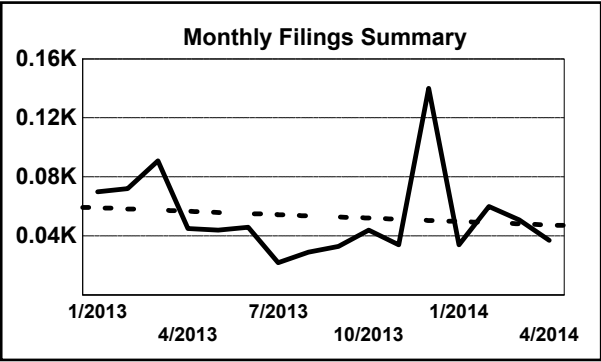


	Jan	Feb	Mar	Apr	May	Jun	Jul	Aug	Sep	Oct	Nov	Dec	Thru Apr	% Change	Trending	Total
2013	67	60	66	136	34	78	32	59	157	51	53	41	329			834
2014	71	61	79	91	-	-	-	-	-	-	-	-	302	-8.2%	▼	302

		Jan	Feb	Mar	Apr	May	Jun	Jul	Aug	Sep	Oct	Nov	Dec	Thru Apr	% Change	Trending	Total
Contested Divorce	2013	3	-	4	1	2	-	-	-	-	4	-	-	8			14
	2014	1	1	3	1	-	-	-	-	-	-	-	-	6	-25.0%	▼	6
Domestic and Family - Level 1	2013	-	-	-	-	-	2	-	-	4	1	-	-	0			7
	2014	3	-	-	2	-	-	-	-	-	-	-	-	5	0.0%	↔	5
Domestic and Family - Lev	2013	2	-	-	1	-	-	1	4	2	1	-	1	3			12
	2014	1	-	-	-	-	-	-	2	-	-	-	-	1			3
General Civil - Level 1	2013	1	-	-	-	-	-	-	-	-	-	-	-	1			1
	2014	1	-	-	-	-	-	-	-	-	-	-	-	1	0.0%	↔	1
General Civil - Level 2	2013	4	3	1	1	-	1	3	-	-	3	1	-	9			17
	2014	3	-	1	2	-	-	-	-	-	-	-	-	6	-33.3%	▼	6
General Civil - Level 3	2013	-	3	4	1	1	1	1	2	3	1	2	-	8			19
	2014	1	1	-	-	-	-	-	-	-	-	-	-	2	-75.0%	▼	2
Miscellaneous	2013	36	38	30	33	13	19	14	25	22	21	17	21	137			289
	2014	27	23	38	30	-	-	-	-	-	-	-	-	118	-13.9%	▼	118
Misdemeanor	2013	2	5	3	9	-	16	-	4	11	2	8	1	19			61
	2014	1	7	6	7	-	-	-	-	-	-	-	-	21	10.5%	▲	21
Non-Capital Felonies and Related Matters	2013	17	9	17	81	13	33	8	15	107	11	21	14	124			346
	2014	27	22	26	47	-	-	-	-	-	-	-	-	122	-1.6%	▼	122
Other	2013	1	1	-	1	1	1	1	-	2	2	-	-	3			10
	2014	2	1	2	-	-	-	-	-	-	-	-	-	5	66.7%	▲	5
Other Criminally Related Matters	2013	-	-	-	2	-	-	-	1	2	-	1	-	2			6
	2014	-	3	-	1	-	-	-	-	-	-	-	-	4	100.0%	▲	4
Probates/Wills and Trusts	2013	-	-	-	-	-	-	-	-	1	-	-	-	0			1
Probates/Wills and Trusts	2013	-	-	1	-	-	-	-	-	-	-	1	-	1	0.0%	↔	2
Uncontested Divorce	2013	1	1	6	6	4	5	4	6	3	5	2	4	14			47
	2014	5	3	3	1	-	-	-	-	-	-	-	-	12	-14.3%	▼	12

Type of Court: Circuit
Locale/Circuit: Charlotte 10
Start/End Date: Jan-13 / Apr-14
Type of Case: Filings
AVG. Month: 53
2013 AVG Month: 56
2014 AVG Month: 46
Jan-Apr 2013: 278
Jan-Apr 2014: 182
Filings Trending: Downward ▼

D
a
s
h
b
o
a
r
d



	Jan	Feb	Mar	Apr	May	Jun	Jul	Aug	Sep	Oct	Nov	Dec	Thru Apr	% Change	Trending	Total
2013	70	72	91	45	44	46	22	29	33	44	34	140	278			670
2014	34	60	51	37	-	-	-	-	-	-	-	-	182	-34.5%	▼	182

		Jan	Feb	Mar	Apr	May	Jun	Jul	Aug	Sep	Oct	Nov	Dec	Thru Apr	% Change	Trending	Total
Administrative Law	2013	-	-	-	-	-	-	-	-	-	1	-	-	0			1
Contested Divorce	2013	-	1	2	4	1	2	1	1	-	-	-	-	7	0.0%	↔	12
	2014	-	2	-	1	-	-	-	-	-	-	-	-	3	-57.1%	▼	3
Domestic and Family - Level 1	2013	1	2	2	-	1	-	-	-	-	-	3	3	5			12
	2014	1	4	4	-	-	-	-	-	-	-	-	-	9	80.0%	▲	9
Domestic and Family - Level 2	2013	1	-	1	-	-	-	-	-	1	-	1	-	2			4
	2014	-	-	1	-	-	-	-	-	-	-	-	-	1	-50.0%	▼	1
General Civil - Level 2	2013	2	1	2	1	2	1	-	-	1	3	1	-	6			14
	2014	-	1	2	-	-	-	-	-	-	-	-	-	3	-50.0%	▼	3
General Civil - Level 3	2013	7	2	3	1	-	-	1	-	-	-	1	-	13			15
	2014	1	2	-	5	-	-	-	-	-	-	-	-	8	-38.5%	▼	8
Miscellaneous	2013	38	31	48	15	26	13	10	18	18	20	18	25	132			280
	2014	15	27	17	15	-	-	-	-	-	-	-	-	74	-43.9%	▼	74
Misdemeanor	2013	12	7	-	2	1	3	1	-	1	4	1	5	21			37
	2014	3	2	-	2	-	-	-	-	-	-	-	-	7	-66.7%	▼	7
Non-Capital Felonies and Related Matters	2013	4	22	29	17	10	24	4	6	7	12	5	106	72			246
	2014	10	17	24	9	-	-	-	-	-	-	-	-	60	-16.7%	▼	60
Other	2013	2	-	-	-	-	-	1	-	-	-	-	-	2			3
Other Criminally Related Matters	2013	3	1	1	-	-	-	1	2	3	3	1	-	5			15
	2014	2	-	-	2	-	-	-	-	-	-	-	-	4	-20.0%	▼	4
Probates/Wills and Trusts	2013	-	-	-	1	-	-	-	-	-	-	-	-	1			1
Probates/Wills and Trusts - Level 2	2013	-	1	-	-	-	-	1	1	-	1	1	-	1			5
	2014	1	-	-	-	-	-	-	-	-	-	-	-	1	0.0%	↔	1
Protective Orders	2013	-	1	-	-	1	-	2	-	-	-	-	1	1			5
	2014	1	1	-	-	-	-	-	-	-	-	-	-	2	100.0%	▲	2
Uncontested Divorce	2013	-	3	3	4	2	3	-	1	2	-	2	-	10			20
	2014	-	4	3	3	-	-	-	-	-	-	-	-	10	0.0%	↔	10

Type of Court: Circuit

Locale/Circuit: Cumberland 10

Start/End Date: Jan-13 / Apr-14

Type of Case: Filings

AVG. Month: 46

2013 AVG Month: 47

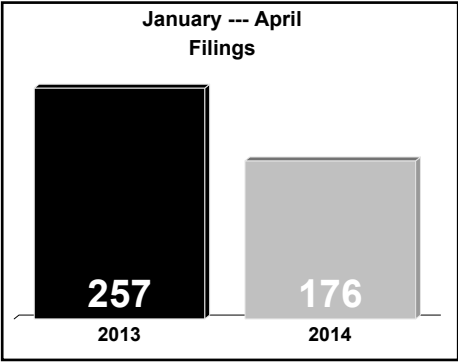
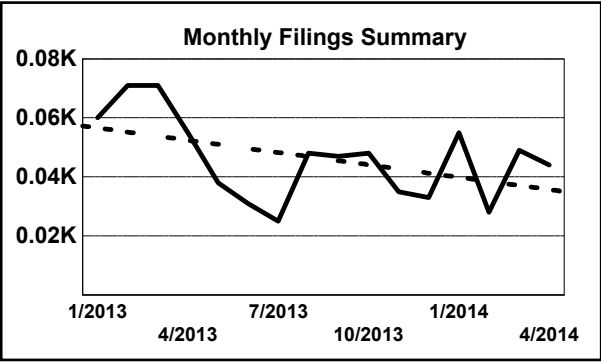
2014 AVG Month: 44

Jan-Apr 2013: 257

Jan-Apr 2014: 176

Filings Trending: Downward ▼

D
a
s
h
b
o
a
r
d

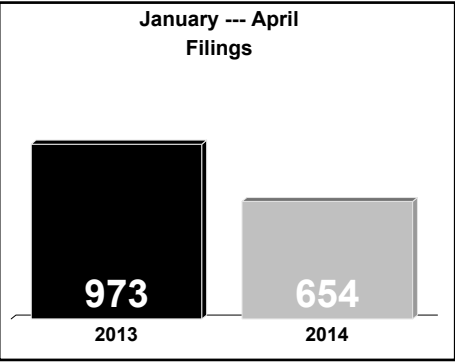
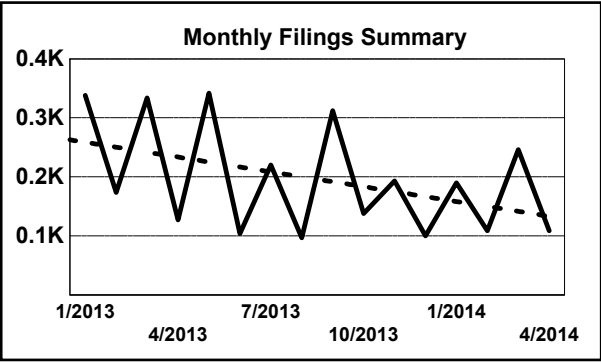


	Jan	Feb	Mar	Apr	May	Jun	Jul	Aug	Sep	Oct	Nov	Dec	Thru Apr	% Change	Trending	Total
2013	60	71	71	55	38	31	25	48	47	48	35	33	257			562
2014	55	28	49	44	-	-	-	-	-	-	-	-	176	-31.5%	▼	176

		Jan	Feb	Mar	Apr	May	Jun	Jul	Aug	Sep	Oct	Nov	Dec	Thru Apr	% Change	Trending	Total
Contested Divorce	2013	1	1	3	3	1	1	-	2	-	1	-	-	8			13
	2014	2	-	2	3	-	-	-	-	-	-	-	-	7	-12.5%	▼	7
Domestic and Family - Level 1	2013	2	-	3	-	-	-	1	-	-	3	-	4	5			13
	2014	-	-	-	1	-	-	-	-	-	-	-	-	1	-80.0%	▼	1
Domestic and Family - Lev	2013	-	-	-	2	-	-	1	-	-	1	-	-	2			4
	2014	-	-	-	-	-	-	-	-	-	-	-	-	-			-
General Civil - Level 1	2013	-	-	-	-	-	-	1	-	-	3	-	-	0			4
	2014	-	-	-	-	-	-	-	-	-	-	-	-	-			-
General Civil - Level 2	2013	-	4	1	2	2	-	3	4	1	1	-	-	7	0.0%	↔	18
	2014	2	1	1	2	-	-	-	-	-	-	-	-	6	-14.3%	▼	6
General Civil - Level 3	2013	-	-	-	1	-	1	-	1	-	1	-	-	1			4
	2014	-	-	7	-	-	-	-	-	-	-	-	-	7	600.0%	▲	7
Miscellaneous	2013	36	30	19	23	19	10	13	21	24	16	19	21	108			251
	2014	21	15	22	21	-	-	-	-	-	-	-	-	79	-26.9%	▼	79
Misdemeanor	2013	7	2	2	1	3	3	-	7	2	7	4	5	12			43
	2014	7	1	2	3	-	-	-	-	-	-	-	-	13	8.3%	▲	13
Non-Capital Felonies and Related Matters	2013	13	32	33	22	6	12	4	12	15	12	10	1	100			172
	2014	16	4	10	10	-	-	-	-	-	-	-	-	40	-60.0%	▼	40
Other	2013	-	1	3	1	1	3	-	-	1	-	-	-	5			10
	2014	2	-	2	-	-	-	-	-	-	-	-	-	4	-20.0%	▼	4
Other Criminally Related Matters	2013	-	-	-	-	-	-	-	-	-	2	2	-	0			4
	2014	-	4	1	-	-	-	-	-	-	-	-	-	5	0.0%	↔	5
Probates/Wills and Trusts - Level 2	2013	1	-	-	-	1	-	-	-	1	-	-	-	1			3
	2014	2	-	-	-	-	-	-	-	-	-	-	-	2	100.0%	▲	2
Protective Orders	2013	-	1	-	2	-	-	-	-	-	-	-	-	3			3
	2014	-	-	-	-	-	-	-	-	-	-	-	-	-			-
Uncontested Divorce	2013	-	1	7	-	5	1	2	1	3	1	-	2	8			23
	2014	3	2	2	2	-	-	-	-	-	-	-	-	9	12.5%	▲	9

Type of Court: Circuit
Locale/Circuit: Halifax 10
Start/End Date: Jan-13 / Apr-14
Type of Case: Filings
AVG. Month: 196
2013 AVG Month: 207
2014 AVG Month: 164
Jan-Apr 2013: 973
Jan-Apr 2014: 654
Filings Trending: Downward ▼

D
a
s
h
b
o
a
r
d

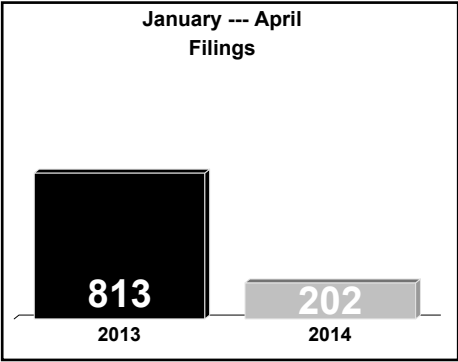
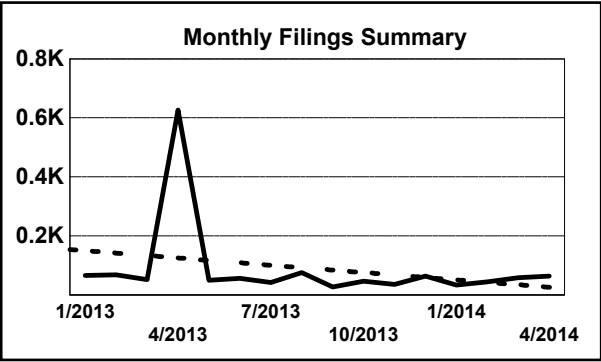


	Jan	Feb	Mar	Apr	May	Jun	Jul	Aug	Sep	Oct	Nov	Dec	Thru Apr	% Change	Trending	Total
2013	338	174	334	127	342	104	220	97	312	138	193	100	973			2,479
2014	190	109	246	109	-	-	-	-	-	-	-	-	654	-32.8%	▼	654

		Jan	Feb	Mar	Apr	May	Jun	Jul	Aug	Sep	Oct	Nov	Dec	Thru Apr	% Change	Trending	Total
Administrative Law	2013	1	-	-	-	-	-	-	-	-	-	-	-	1			1
Contested Divorce	2013	3	3	7	3	6	2	7	3	2	1	1	1	16			39
	2014	2	5	3	4	-	-	-	-	-	-	-	-	14	-12.5%	▼	14
Domestic and Family - Level 1	2013	1	4	1	5	3	2	1	2	-	1	2	2	11			24
	2014	2	-	1	3	-	-	-	-	-	-	-	-	6	-45.5%	▼	6
Domestic and Family - Level 2	2013	1	1	4	1	1	-	1	4	1	2	1	2	7			19
	2014	1	-	-	1	-	-	-	-	-	-	-	-	2	-71.4%	▼	2
General Civil - Level 1	2013	-	-	-	1	-	1	1	1	-	-	1	-	1			5
	2014	-	-	1	-	-	-	-	-	-	-	-	-	1	0.0%	↔	1
General Civil - Level 2	2013	5	2	3	5	6	5	2	3	8	5	2	2	15			48
	2014	5	2	4	1	-	-	-	-	-	-	-	-	12	-20.0%	▼	12
General Civil - Level 3	2013	1	3	5	1	3	2	5	1	20	3	4	2	10			50
	2014	1	2	3	3	-	-	-	-	-	-	-	-	9	-10.0%	▼	9
Miscellaneous	2013	113	112	115	75	65	32	61	56	46	55	50	51	415			831
	2014	72	70	71	59	-	-	-	-	-	-	-	-	272	-34.5%	▼	272
Misdemeanor	2013	31	17	45	11	33	15	28	15	80	20	30	16	104			341
	2014	33	6	37	8	-	-	-	-	-	-	-	-	84	-19.2%	▼	84
Non-Capital Felonies and Related Matters	2013	156	9	144	12	200	28	90	4	125	29	80	16	321			893
	2014	56	8	94	8	-	-	-	-	-	-	-	-	166	-48.3%	▼	166
Other	2013	5	4	1	5	12	4	13	2	12	10	5	1	15			74
	2014	10	7	13	12	-	-	-	-	-	-	-	-	42	180.0%	▲	42
Other Criminally Related Matters	2013	11	5	3	3	4	3	2	1	5	-	4	-	22			41
	2014	3	1	2	-	-	-	-	-	-	-	-	-	6	-72.7%	▼	6
Probates/Wills and Trusts	2013	-	-	-	-	-	-	1	-	1	-	-	-	0			2
Probates/Wills and Trusts - Level 2	2013	-	3	1	-	-	2	1	2	3	-	1	-	4	0.0%	↔	13
	2014	-	-	-	1	-	-	-	-	-	-	-	-	1	-75.0%	▼	1
Protective Orders	2013	-	-	-	-	-	-	-	-	-	-	-	1	0			1
	2014	-	2	-	-	-	-	-	-	-	-	-	-	2	0.0%	↔	2
Uncontested Divorce	2013	10	11	5	5	9	8	7	3	9	12	12	6	31			97
	2014	5	6	17	9	-	-	-	-	-	-	-	-	37	19.4%	▲	37

Type of Court: Circuit
Locale/Circuit: Lunenburg 10
Start/End Date: Jan-13 / Apr-14
Type of Case: Filings
AVG. Month: 88
2013 AVG Month: 101
2014 AVG Month: 51
Jan-Apr 2013: 813
Jan-Apr 2014: 202
Filings Trending: Downward ▼

D
a
s
h
b
o
a
r
d



	Jan	Feb	Mar	Apr	May	Jun	Jul	Aug	Sep	Oct	Nov	Dec	Thru Apr	% Change	Trending	Total
2013	66	69	52	626	50	57	43	76	27	47	36	64	813			1,213
2014	34	45	59	64	-	-	-	-	-	-	-	-	202	-75.2%	▼	202

		Jan	Feb	Mar	Apr	May	Jun	Jul	Aug	Sep	Oct	Nov	Dec	Thru Apr	% Change	Trending	Total
Contested Divorce	2013	-	-	-	-	-	3	1	3	1	-	-	1	0			9
	2014	-	-	4	3	-	-	-	-	-	-	-	-	7	0.0%	↔	7
Domestic and Family - Level 1	2013	-	-	-	-	-	-	-	1	4	1	-	-	0			6
	2014	-	3	-	-	-	-	-	-	-	-	-	-	3	0.0%	↔	3
Domestic and Family - Level 2	2013	-	-	-	1	-	-	-	-	-	-	-	1	1			2
	2014	-	-	3	5	-	-	-	-	-	-	-	-	8	700.0%	▲	8
General Civil - Level 1	2013	-	-	1	-	1	1	-	-	-	-	-	-	1			3
	2014	-	1	1	-	-	-	-	-	-	-	-	-	2	-89.5%	▼	2
General Civil - Level 2	2013	2	-	6	11	-	3	3	1	-	-	4	1	19			31
	2014	-	1	1	-	-	-	-	-	-	-	-	-	2	-89.5%	▼	2
General Civil - Level 3	2013	2	-	3	2	8	2	2	3	-	1	-	2	7			25
	2014	1	3	1	3	-	-	-	-	-	-	-	-	8	14.3%	▲	8
Miscellaneous	2013	41	40	25	33	30	20	28	25	19	17	15	31	139			324
	2014	18	27	28	23	-	-	-	-	-	-	-	-	96	-30.9%	▼	96
Misdemeanor	2013	4	4	-	4	2	5	4	1	-	-	1	1	12			26
	2014	1	2	2	-	-	-	-	-	-	-	-	-	5	-58.3%	▼	5
Non-Capital Felonies and Related Matters	2013	14	21	15	574	6	22	4	39	2	26	13	25	624			761
	2014	14	9	16	26	-	-	-	-	-	-	-	-	65	-89.6%	▼	65
Other	2013	-	-	-	-	-	-	-	-	1	-	1	-	0			2
	2014	-	-	-	-	-	-	-	-	-	-	-	-	1	-83.3%	▼	1
Other Criminally Related Matters	2013	3	1	1	1	-	-	-	1	-	1	-	1	6	0.0%	↔	9
	2014	-	-	1	-	-	-	-	-	-	-	-	-	1	-83.3%	▼	1
Probates/Wills and Trusts	2013	-	-	-	-	2	-	-	-	-	-	1	1	0			4
	2014	-	-	-	-	-	-	-	-	-	-	-	-	-			-
Uncontested Divorce	2013	-	3	1	-	1	1	1	2	-	1	1	-	4	0.0%	↔	11
	2014	-	-	3	4	-	-	-	-	-	-	-	-	7	75.0%	▲	7

Type of Court: Circuit

Locale/Circuit: Mecklenburg 10

Start/End Date: Jan-13 / Apr-14

Type of Case: Filings

AVG. Month: 239

2013 AVG Month: 239

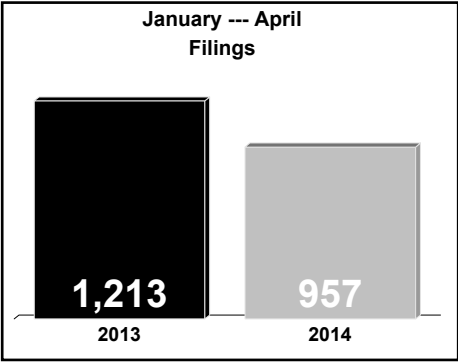
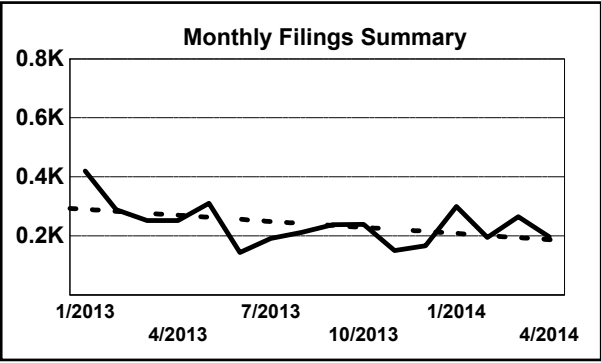
2014 AVG Month: 239

Jan-Apr 2013: 1,213

Jan-Apr 2014: 957

Filings Trending: Downward ▼

D
a
s
h
b
o
a
r
d



	Jan	Feb	Mar	Apr	May	Jun	Jul	Aug	Sep	Oct	Nov	Dec	Thru Apr	% Change	Trending	Total
2013	420	289	252	252	311	144	192	212	238	239	151	167	1,213			2,867
2014	300	195	265	197	-	-	-	-	-	-	-	-	957	-21.1%	▼	957

		Jan	Feb	Mar	Apr	May	Jun	Jul	Aug	Sep	Oct	Nov	Dec	Thru Apr	% Change	Trending	Total
Administrative Law	2013	1	-	-	-	-	-	-	-	-	2	-	-	1			3
	2014	-	-	-	1	-	-	-	-	-	-	-	-	1	0.0%	↔	1
Contested Divorce	2013	3	3	3	9	3	2	6	6	5	3	3	3	18			49
	2014	5	5	3	6	-	-	-	-	-	-	-	-	19	5.6%	▲	19
Domestic and Family - Level 1	2013	3	3	1	2	2	2	-	1	1	-	1	3	9			19
	2014	3	5	2	7	-	-	-	-	-	-	-	-	17	88.9%	▲	17
Domestic and Family - Lev	2013	-	-	-	-	-	-	1	-	1	-	-	-	0			2
General Civil - Level 1	2013	1	-	1	-	1	1	-	2	-	1	-	-	2	0.0%	↔	7
	2014	-	1	-	-	-	-	-	-	-	-	-	-	1	-50.0%	▼	1
General Civil - Level 2	2013	4	1	8	6	6	3	6	4	6	4	5	-	19			53
	2014	4	2	3	4	-	-	-	-	-	-	-	-	13	-31.6%	▼	13
General Civil - Level 3	2013	4	3	1	3	4	4	2	2	34	2	2	1	11			62
	2014	5	4	2	2	-	-	-	-	-	-	-	-	13	18.2%	▲	13
Miscellaneous	2013	104	90	102	57	50	37	41	41	42	51	44	51	353			710
	2014	53	49	45	47	-	-	-	-	-	-	-	-	194	-45.0%	▼	194
Misdemeanor	2013	33	36	17	25	41	26	27	53	35	28	10	15	111			346
	2014	23	10	34	19	-	-	-	-	-	-	-	-	86	-22.5%	▼	86
Non-Capital Felonies and Related Matters	2013	255	127	101	124	191	53	92	91	98	134	72	81	607			1,419
	2014	195	109	154	96	-	-	-	-	-	-	-	-	554	-8.7%	▼	554
Other	2013	1	10	6	11	2	3	5	1	3	3	7	6	28			58
	2014	3	2	4	3	-	-	-	-	-	-	-	-	12	-57.1%	▼	12
Other Criminally Related Matters	2013	-	8	4	5	5	5	2	6	7	4	3	5	17			54
	2014	7	-	-	2	-	-	-	-	-	-	-	-	9	-47.1%	▼	9
Probates/Wills and Trusts - Level 2	2013	-	-	1	-	-	1	-	1	-	1	-	-	1			4
	2014	-	-	3	-	-	-	-	-	-	-	-	-	3	200.0%	▲	3
Protective Orders	2013	-	-	-	-	-	-	2	-	-	-	-	-	0			2
Uncontested Divorce	2013	11	8	7	10	6	7	8	4	6	6	4	2	36	0.0%	↔	79
	2014	2	8	15	10	-	-	-	-	-	-	-	-	35	-2.8%	▼	35

Type of Court: Circuit

Locale/Circuit: Prince Edward 10

Start/End Date: Jan-13 / Apr-14

Type of Case: Filings

AVG. Month: 144

2013 AVG Month: 138

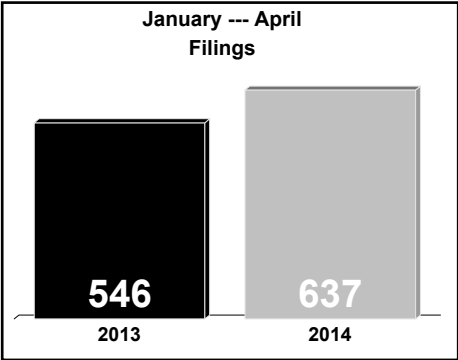
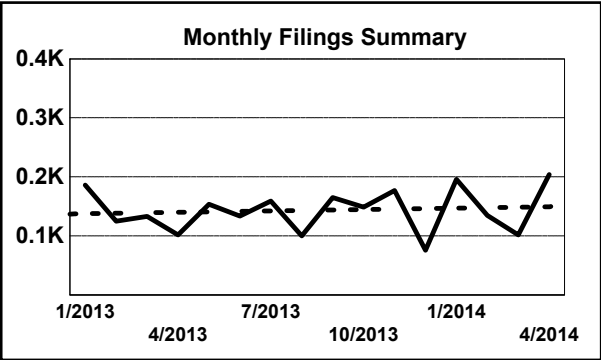
2014 AVG Month: 159

Jan-Apr 2013: 546

Jan-Apr 2014: 637

Filings Trending: Upward ▲

D
a
s
h
b
o
a
r
d

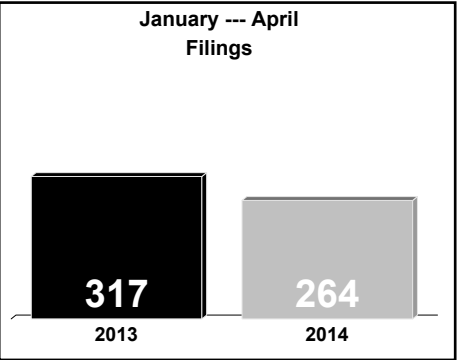
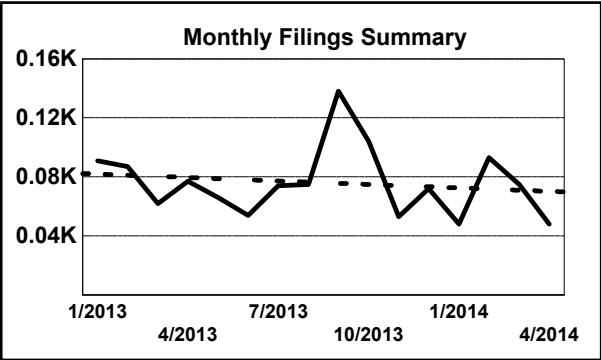


	Jan	Feb	Mar	Apr	May	Jun	Jul	Aug	Sep	Oct	Nov	Dec	Thru Apr	% Change	Trending	Total
2013	186	125	133	102	154	134	159	100	165	149	177	76	546			1,660
2014	196	135	102	204	-	-	-	-	-	-	-	-	637	16.7%	▲	637

		Jan	Feb	Mar	Apr	May	Jun	Jul	Aug	Sep	Oct	Nov	Dec	Thru Apr	% Change	Trending	Total
Contested Divorce	2013	2	-	2	2	1	-	3	3	3	1	2	-	6			19
	2014	5	1	2	2	-	-	-	-	-	-	-	-	10	66.7%	▲	10
Domestic and Family - Level 1	2013	-	1	-	2	10	1	-	1	7	3	2	-	3			27
	2014	-	4	-	-	-	-	-	-	-	-	-	-	4	33.3%	▲	4
Domestic and Family - Level 2	2013	1	-	-	1	1	2	1	2	-	-	1	-	2			9
	2014	1	2	1	-	-	-	-	-	-	-	-	-	4	100.0%	▲	4
General Civil - Level 1	2013	1	-	-	-	-	2	-	1	-	-	-	1	1			5
	2014	1	-	-	-	-	-	-	-	-	-	-	-	1	0.0%	↔	1
General Civil - Level 2	2013	4	2	2	1	6	2	3	6	3	2	1	1	9			33
	2014	2	5	1	3	-	-	-	-	-	-	-	-	11	22.2%	▲	11
General Civil - Level 3	2013	1	3	2	-	1	2	-	1	1	3	-	-	6			14
	2014	2	-	-	2	-	-	-	-	-	-	-	-	4	-33.3%	▼	4
Miscellaneous	2013	60	62	45	33	21	24	31	38	32	30	32	32	200			440
	2014	40	35	30	22	-	-	-	-	-	-	-	-	127	-36.5%	▼	127
Misdemeanor	2013	19	17	9	11	24	12	20	10	16	12	26	11	56			187
	2014	10	4	8	108	-	-	-	-	-	-	-	-	130	132.1%	▲	130
Non-Capital Felonies and Related Matters	2013	89	31	66	44	85	84	93	31	83	87	103	26	230			822
	2014	124	75	53	57	-	-	-	-	-	-	-	-	309	34.3%	▲	309
Other	2013	-	3	2	-	-	1	-	-	13	-	1	-	5			20
	2014	-	1	-	2	-	-	-	-	-	-	-	-	3	-40.0%	▼	3
Other Criminally Related Matters	2013	3	-	2	3	-	1	2	-	1	-	4	-	8			16
	2014	3	-	2	3	-	-	-	-	-	-	-	-	8	0.0%	↔	8
Probates/Wills and Trusts	2013	-	-	-	-	-	-	-	-	-	-	1	-	0			1
Probates/Wills and Trusts - Level 2	2013	-	-	1	-	-	-	1	1	-	-	-	-	1			3
	2014	2	-	1	-	-	-	-	-	-	-	-	-	3	200.0%	▲	3
Protective Orders	2013	-	-	-	-	1	-	-	-	-	-	-	-	0			1
	2014	-	1	-	-	-	-	-	-	-	-	-	-	1	0.0%	↔	1
Uncontested Divorce	2013	6	6	2	5	4	3	5	6	6	11	4	5	19			63
	2014	6	7	4	5	-	-	-	-	-	-	-	-	22	15.8%	▲	22

Type of Court: Circuit
Locale/Circuit: Amelia 11
Start/End Date: Jan-13 / Apr-14
Type of Case: Filings
AVG. Month: 76
2013 AVG Month: 79
2014 AVG Month: 66
Jan-Apr 2013: 317
Jan-Apr 2014: 264
Filings Trending: Downward ▼

D
a
s
h
b
o
a
r
d



	Jan	Feb	Mar	Apr	May	Jun	Jul	Aug	Sep	Oct	Nov	Dec	Thru Apr	% Change	Trending	Total
2013	91	87	62	77	66	54	74	75	138	104	53	72	317			953
2014	48	93	75	48	-	-	-	-	-	-	-	-	264	-16.7%	▼	264

		Jan	Feb	Mar	Apr	May	Jun	Jul	Aug	Sep	Oct	Nov	Dec	Thru Apr	% Change	Trending	Total
Contested Divorce	2013	1	1	-	2	2	1	1	-	-	1	1	1	4			11
	2014	1	2	2	-	-	-	-	-	-	-	-	-	5	25.0%	▲	5
Domestic and Family - Lev	2013	-	-	-	-	3	4	2	-	2	2	1	2	0			16
Domestic and Family - Lev	2013	-	1	-	-	3	1	-	-	1	-	1	1	1	0.0%	↔	8
General Civil - Level 2	2013	4	4	1	2	1	1	2	-	2	3	1	-	11			21
	2014	-	4	-	1	-	-	-	-	-	-	-	-	5	-54.5%	▼	5
General Civil - Level 3	2013	1	-	1	1	-	-	-	-	1	1	-	-	3			5
	2014	1	2	1	5	-	-	-	-	-	-	-	-	9	200.0%	▲	9
Miscellaneous	2013	62	56	44	37	31	24	18	28	27	31	32	38	199			428
	2014	25	35	49	24	-	-	-	-	-	-	-	-	133	-33.2%	▼	133
Misdemeanor	2013	2	4	3	8	2	2	4	10	8	10	8	7	17			68
	2014	6	1	10	3	-	-	-	-	-	-	-	-	20	17.6%	▲	20
Non-Capital Felonies and Related Matters	2013	12	14	9	10	14	10	37	29	91	48	6	19	45			299
	2014	10	41	5	8	-	-	-	-	-	-	-	-	64	42.2%	▲	64
Other	2013	2	1	1	3	1	3	-	3	3	3	2	1	7			23
	2014	2	-	-	-	-	-	-	-	-	-	-	-	2	-71.4%	▼	2
Other Criminally Related Matters	2013	3	2	1	8	4	6	6	3	2	2	-	2	14			39
	2014	1	4	3	1	-	-	-	-	-	-	-	-	9	-35.7%	▼	9
Probates/Wills and Trusts	2013	-	2	-	1	-	-	-	1	1	-	-	-	3			5
Uncontested Divorce	2013	4	2	2	5	5	2	4	1	-	3	1	1	13			30
	2014	2	4	5	6	-	-	-	-	-	-	-	-	17	30.8%	▲	17

Type of Court: Circuit

Locale/Circuit: Dinwiddie 11

Start/End Date: Jan-13 / Apr-14

Type of Case: Filings

AVG. Month: 160

2013 AVG Month: 164

2014 AVG Month: 148

Jan-Apr 2013: 771

Jan-Apr 2014: 592

Filings Trending: Downward ▼

D

a

s

h

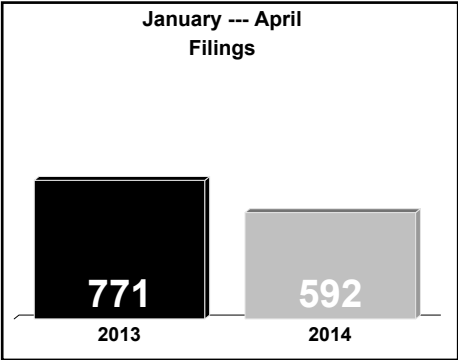
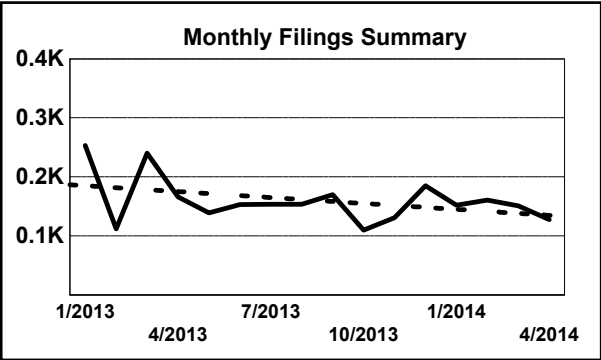
b

o

a

r

d

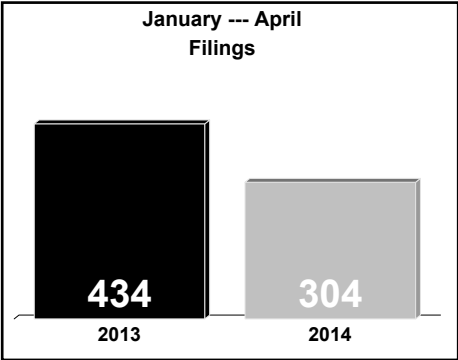
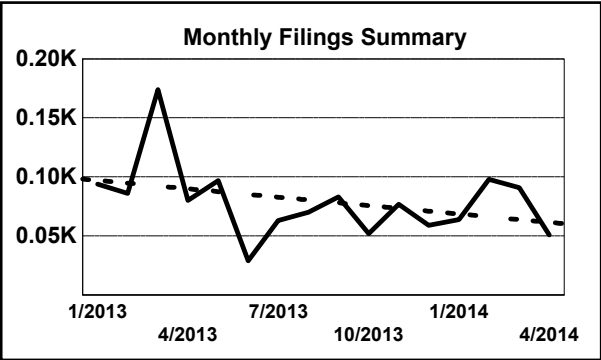


	Jan	Feb	Mar	Apr	May	Jun	Jul	Aug	Sep	Oct	Nov	Dec	Thru Apr	% Change	Trending	Total
2013	253	112	240	166	139	153	154	154	170	110	131	185	771			1,967
2014	152	161	151	128	-	-	-	-	-	-	-	-	592	-23.2%	▼	592

		Jan	Feb	Mar	Apr	May	Jun	Jul	Aug	Sep	Oct	Nov	Dec	Thru Apr	% Change	Trending	Total
Administrative Law	2013	-	-	-	-	-	1	1	-	-	-	-	-	0			2
Contested Divorce	2013	4	2	5	5	4	1	-	-	-	4	-	2	16	0.0%	↔	27
	2014	1	5	4	2	-	-	-	-	-	-	-	-	12	-25.0%	▼	12
Domestic and Family - Level 1	2013	7	1	2	4	2	1	4	11	5	7	5	5	14			54
	2014	4	2	4	3	-	-	-	-	-	-	-	-	13	-7.1%	▼	13
Domestic and Family - Level 2	2013	7	4	6	4	7	5	2	4	7	7	7	2	21			62
	2014	6	4	-	2	-	-	-	-	-	-	-	-	12	-42.9%	▼	12
General Civil - Level 1	2013	-	-	-	-	-	-	1	-	-	-	-	-	0			1
General Civil - Level 2	2013	3	-	2	3	6	2	3	1	3	2	3	6	8	0.0%	↔	34
	2014	6	-	4	10	-	-	-	-	-	-	-	-	20	150.0%	▲	20
General Civil - Level 3	2013	1	5	2	3	-	16	-	3	2	1	9	2	11			44
	2014	3	3	5	3	-	-	-	-	-	-	-	-	14	27.3%	▲	14
Miscellaneous	2013	119	33	182	74	52	48	42	72	73	44	44	67	408			850
	2014	62	69	64	48	-	-	-	-	-	-	-	-	243	-40.4%	▼	243
Misdemeanor	2013	27	14	20	19	11	19	20	16	24	7	19	24	80			220
	2014	16	17	19	11	-	-	-	-	-	-	-	-	63	-21.3%	▼	63
Non-Capital Felonies and Related Matters	2013	74	40	12	41	45	40	60	18	37	24	35	71	167			497
	2014	43	44	38	28	-	-	-	-	-	-	-	-	153	-8.4%	▼	153
Other	2013	-	-	1	-	-	-	-	-	-	-	1	-	1			2
Other Criminally Related Matters	2013	9	8	2	3	7	13	11	19	9	5	6	3	22			95
	2014	7	8	2	11	-	-	-	-	-	-	-	-	28	27.3%	▲	28
Probates/Wills and Trusts	2013	-	-	-	-	-	-	-	-	1	-	-	-	0			1
Probates/Wills and Trusts - Level 2	2013	-	-	2	1	1	1	1	-	1	-	1	-	3	0.0%	↔	8
	2014	1	2	2	1	-	-	-	-	-	-	-	-	6	100.0%	▲	6
Uncontested Divorce	2013	2	5	4	9	4	6	9	10	8	9	1	3	20			70
	2014	3	7	9	9	-	-	-	-	-	-	-	-	28	40.0%	▲	28

Type of Court: Circuit
Locale/Circuit: Nottoway 11
Start/End Date: Jan-13 / Apr-14
Type of Case: Filings
AVG. Month: 79
2013 AVG Month: 80
2014 AVG Month: 76
Jan-Apr 2013: 434
Jan-Apr 2014: 304
Filings Trending: Downward ▼

D
a
s
h
b
o
a
r
d

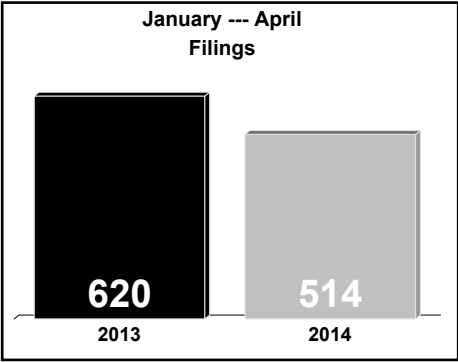
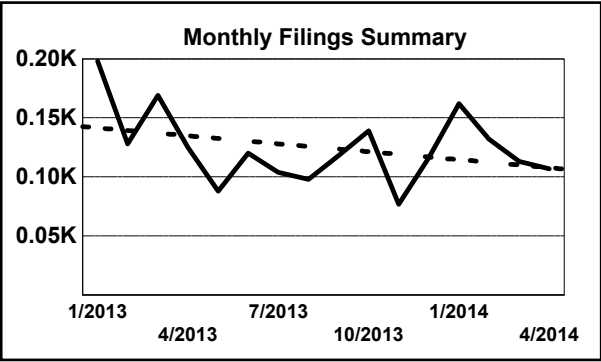


	Jan	Feb	Mar	Apr	May	Jun	Jul	Aug	Sep	Oct	Nov	Dec	Thru Apr	% Change	Trending	Total
2013	94	86	174	80	97	29	63	70	83	52	77	59	434			964
2014	64	98	91	51	-	-	-	-	-	-	-	-	304	-30.0%	▼	304

		Jan	Feb	Mar	Apr	May	Jun	Jul	Aug	Sep	Oct	Nov	Dec	Thru Apr	% Change	Trending	Total
Administrative Law	2013	2	-	-	-	-	-	1	1	-	-	-	-	2			4
Contested Divorce	2013	-	1	1	3	-	1	2	-	1	3	1	1	5			14
	2014	-	1	-	2	-	-	-	-	-	-	-	-	3	-40.0%	▼	3
Domestic and Family - Level 1	2013	-	-	1	-	2	-	1	1	-	-	-	-	1			5
	2014	1	2	1	1	-	-	-	-	-	-	-	-	5	400.0%	▲	5
Domestic and Family - Lev	2013	-	1	1	-	-	-	-	-	-	-	1	-	2			3
General Civil - Level 1	2013	-	-	-	-	-	-	1	-	-	-	-	-	0			1
	2014	-	-	2	-	-	-	-	-	-	-	-	-	2	0.0%	↔	2
General Civil - Level 2	2013	4	1	3	-	-	2	1	4	2	2	1	3	8			23
	2014	1	3	7	-	-	-	-	-	-	-	-	-	11	37.5%	▲	11
General Civil - Level 3	2013	4	-	2	3	1	1	2	15	4	-	2	5	9			39
	2014	4	-	2	-	-	-	-	-	-	-	-	-	6	-33.3%	▼	6
Miscellaneous	2013	54	56	37	31	27	9	18	23	24	27	23	20	178			349
	2014	22	44	38	25	-	-	-	-	-	-	-	-	129	-27.5%	▼	129
Misdemeanor	2013	5	8	15	7	8	8	7	7	5	5	17	10	35			102
	2014	4	9	18	5	-	-	-	-	-	-	-	-	36	2.9%	▲	36
Non-Capital Felonies and Related Matters	2013	20	11	100	31	54	4	26	15	44	13	28	16	162			362
	2014	24	31	15	11	-	-	-	-	-	-	-	-	81	-50.0%	▼	81
Other	2013	-	-	3	-	1	-	1	-	1	-	-	-	3			6
	2014	2	-	2	2	-	-	-	-	-	-	-	-	6	100.0%	▲	6
Other Criminally Related Matters	2013	4	4	6	-	2	1	-	1	-	1	3	3	14			25
	2014	1	6	2	2	-	-	-	-	-	-	-	-	11	-21.4%	▼	11
Probates/Wills and Trusts	2013	-	-	-	1	-	-	-	-	-	-	-	-	1			1
Probates/Wills and Trusts - Level 2	2013	-	1	-	3	-	1	-	1	-	1	-	-	4			7
	2014	-	-	-	1	-	-	-	-	-	-	-	-	1	-75.0%	▼	1
Protective Orders	2013	-	1	-	-	-	-	-	-	-	-	-	-	1			1
Uncontested Divorce	2013	1	2	5	1	2	2	3	2	2	-	1	1	9			22
	2014	5	2	4	2	-	-	-	-	-	-	-	-	13	44.4%	▲	13

Type of Court: Circuit
Locale/Circuit: Powhatan 11
Start/End Date: Jan-13 / Apr-14
Type of Case: Filings
AVG. Month: 125
2013 AVG Month: 123
2014 AVG Month: 129
Jan-Apr 2013: 620
Jan-Apr 2014: 514
Filings Trending: Downward ▼

D
a
s
h
b
o
a
r
d

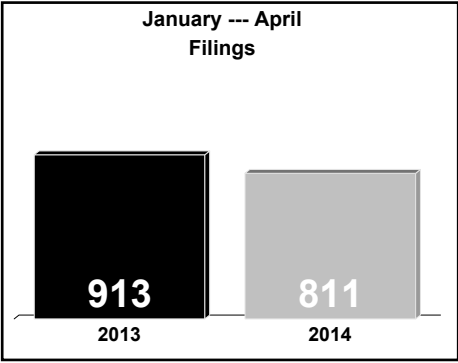
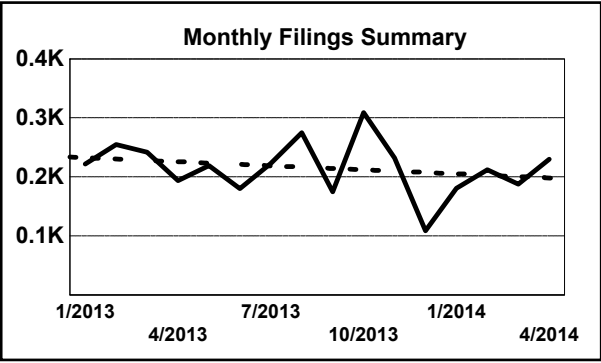


	Jan	Feb	Mar	Apr	May	Jun	Jul	Aug	Sep	Oct	Nov	Dec	Thru Apr	% Change	Trending	Total
2013	198	128	169	125	88	120	104	98	118	139	77	116	620			1,480
2014	162	132	113	107	-	-	-	-	-	-	-	-	514	-17.1%	▼	514

		Jan	Feb	Mar	Apr	May	Jun	Jul	Aug	Sep	Oct	Nov	Dec	Thru Apr	% Change	Trending	Total
Administrative Law	2013	1	1	-	-	-	-	-	-	-	-	-	-	2			2
	2014	1	-	-	-	-	-	-	-	-	-	-	-	1	-50.0%	▼	1
Contested Divorce	2013	4	1	1	3	6	6	4	2	2	5	4	1	9	122.2%	▲	39
	2014	7	6	3	4	-	-	-	-	-	-	-	-	20			20
Domestic and Family - Lev	2013	-	-	-	-	-	-	1	-	-	-	-	-	0			1
	2013	-	-	1	-	-	-	-	-	-	1	1	-	1	0.0%	↔	3
Domestic and Family - Level 2	2014	-	-	-	2	-	-	-	-	-	-	-	-	2	100.0%	▲	2
	2013	-	-	-	-	-	2	1	-	-	-	1	-	0	0.0%	↔	4
General Civil - Level 1	2014	-	-	1	-	-	-	-	-	-	-	-	-	1	0.0%	↔	1
	2013	3	3	5	6	4	5	8	4	8	8	5	4	17			63
General Civil - Level 2	2014	-	2	6	5	-	-	-	-	-	-	-	-	13	-23.5%	▼	13
	2013	1	1	4	1	2	1	3	-	3	1	2	1	7			20
General Civil - Level 3	2014	2	1	2	1	-	-	-	-	-	-	-	-	6	-14.3%	▼	6
	2013	146	99	126	59	64	52	48	63	72	77	50	70	430			926
Miscellaneous	2014	118	93	78	66	-	-	-	-	-	-	-	-	355	-17.4%	▼	355
	2013	5	-	7	2	2	5	4	6	11	5	2	5	14			54
Misdemeanor	2014	5	2	2	5	-	-	-	-	-	-	-	-	14	0.0%	↔	14
	2013	24	9	19	36	3	37	22	12	17	31	3	27	88			240
Non-Capital Felonies and Related Matters	2014	14	17	8	15	-	-	-	-	-	-	-	-	54	-38.6%	▼	54
	2013	4	-	1	3	-	4	-	1	-	2	1	1	8			17
Other	2014	1	1	3	1	-	-	-	-	-	-	-	-	6	-25.0%	▼	6
	2013	3	2	1	1	3	3	5	3	1	2	2	-	7			26
Other Criminally Related Matters	2014	4	2	1	-	-	-	-	-	-	-	-	-	7	0.0%	↔	7
	2013	-	2	-	-	-	-	-	-	-	-	-	-	2			2
Probates/Wills and Trusts	2013	2	-	-	-	-	-	2	1	-	1	1	-	2			7
	2014	-	1	-	2	-	-	-	-	-	-	-	-	3	50.0%	▲	3
Probates/Wills and Trusts - Level 2	2013	5	10	4	14	4	5	6	6	4	6	5	7	33			76
	2014	10	7	9	6	-	-	-	-	-	-	-	-	32	-3.0%	▼	32

Type of Court: Circuit
Locale/Circuit: Petersburg 11
Start/End Date: Jan-13 / Apr-14
Type of Case: Filings
AVG. Month: 215
2013 AVG Month: 220
2014 AVG Month: 203
Jan-Apr 2013: 913
Jan-Apr 2014: 811
Filings Trending: Downward ▼

D
a
s
h
b
o
a
r
d



	Jan	Feb	Mar	Apr	May	Jun	Jul	Aug	Sep	Oct	Nov	Dec	Thru Apr	% Change	Trending	Total
2013	222	255	242	194	219	180	223	275	175	309	232	109	913			2,635
2014	181	212	188	230	-	-	-	-	-	-	-	-	811	-11.2%	▼	811

		Jan	Feb	Mar	Apr	May	Jun	Jul	Aug	Sep	Oct	Nov	Dec	Thru Apr	% Change	Trending	Total
Administrative Law	2013	-	1	2	1	-	1	-	-	2	-	1	-	4			8
Capital Murder	2014	-	-	-	2	-	-	-	-	-	-	-	-	2			2
Contested Divorce	2013	2	4	5	4	3	2	3	1	2	3	2	1	15			32
	2014	4	2	3	7	-	-	-	-	-	-	-	-	16	6.7%	▲	16
Domestic and Family - Level 1	2013	5	3	6	1	11	1	4	13	5	9	4	3	15			65
	2014	3	3	4	3	-	-	-	-	-	-	-	-	13	-13.3%	▼	13
Domestic and Family - Level 2	2013	1	-	1	1	-	1	4	3	2	1	2	-	3			16
	2014	4	3	-	2	-	-	-	-	-	-	-	-	9	200.0%	▲	9
General Civil - Level 1	2013	2	1	1	-	-	-	-	1	1	1	1	-	4			8
	2014	1	-	-	-	-	-	-	-	-	-	-	-	1	-75.0%	▼	1
General Civil - Level 2	2013	9	8	12	8	7	9	11	16	9	13	10	5	37			117
	2014	9	8	10	11	-	-	-	-	-	-	-	-	38	2.7%	▲	38
General Civil - Level 3	2013	6	21	7	9	6	7	9	8	9	7	16	12	43			117
	2014	6	11	7	10	-	-	-	-	-	-	-	-	34	-20.9%	▼	34
Miscellaneous	2013	44	51	40	42	52	49	25	35	25	40	34	26	177			463
	2014	39	50	42	38	-	-	-	-	-	-	-	-	169	-4.5%	▼	169
Misdemeanor	2013	19	24	20	27	25	31	23	37	33	17	21	17	90			294
	2014	26	22	13	18	-	-	-	-	-	-	-	-	79	-12.2%	▼	79
Non-Capital Felonies and Related Matters	2013	117	88	109	74	92	57	116	124	75	173	96	32	388			1,153
	2014	72	95	99	112	-	-	-	-	-	-	-	-	378	-2.6%	▼	378
Other	2013	-	-	-	-	1	1	4	-	1	2	1	1	0			11
	2014	-	-	-	1	-	-	-	-	-	-	-	-	1	0.0%	↔	1
Other Criminally Related Matters	2013	11	47	27	17	16	16	15	30	8	34	32	10	102			263
	2014	13	9	2	19	-	-	-	-	-	-	-	-	43	-57.8%	▼	43
Probates/Wills and Trusts - Level 2	2013	1	1	1	2	-	1	1	1	-	1	1	-	5			10
	2014	2	2	2	-	-	-	-	-	-	-	-	-	6	20.0%	▲	6
Uncontested Divorce	2013	5	6	11	8	6	4	8	6	3	8	11	2	30			78
	2014	2	7	6	7	-	-	-	-	-	-	-	-	22	-26.7%	▼	22

Type of Court: Circuit

Locale/Circuit: Chesterfield 12

Start/End Date: Jan-13 / Apr-14

Type of Case: Filings

AVG. Month: 1,333

2013 AVG Month: 1,329

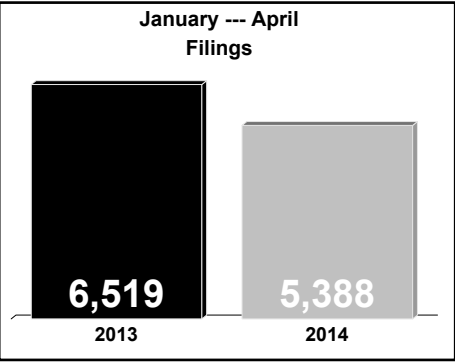
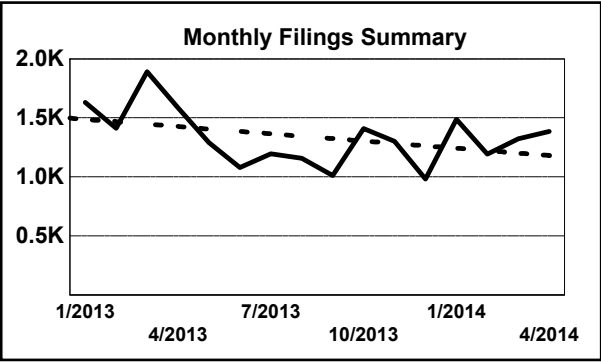
2014 AVG Month: 1,347

Jan-Apr 2013: 6,519

Jan-Apr 2014: 5,388

Filings Trending: Downward ▼

D
a
s
h
b
o
a
r
d

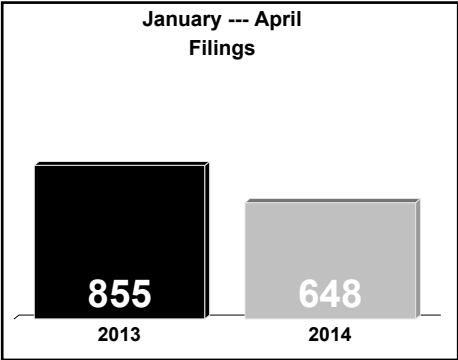
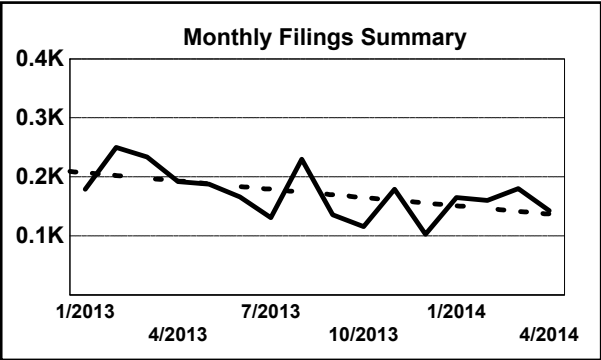


	Jan	Feb	Mar	Apr	May	Jun	Jul	Aug	Sep	Oct	Nov	Dec	Thru Apr	% Change	Trending	Total
2013	1,630	1,413	1,890	1,586	1,290	1,079	1,196	1,158	1,011	1,409	1,302	981	6,519			15,945
2014	1,489	1,193	1,322	1,384	-	-	-	-	-	-	-	-	5,388	-17.3%	▼	5,388

		Jan	Feb	Mar	Apr	May	Jun	Jul	Aug	Sep	Oct	Nov	Dec	Thru Apr	% Change	Trending	Total
Administrative Law	2013	1	2	1	-	2	2	1	4	-	1	1	-	4			15
	2014	2	-	3	1	-	-	-	-	-	-	-	-	6	50.0%	▲	6
Capital Murder	2014	-	-	-	1	-	-	-	-	-	-	-	-	1			1
Contested Divorce	2013	24	24	28	36	41	34	41	24	39	30	27	29	112			377
	2014	32	38	36	36	-	-	-	-	-	-	-	-	142	26.8%	▲	142
Domestic and Family - Level 1	2013	16	17	40	40	28	23	22	41	22	19	49	39	113			356
	2014	29	25	28	38	-	-	-	-	-	-	-	-	120	6.2%	▲	120
Domestic and Family - Level 2	2013	5	8	7	8	13	5	7	4	5	4	3	3	28			72
	2014	8	9	11	10	-	-	-	-	-	-	-	-	38	35.7%	▲	38
General Civil - Level 1	2013	3	1	1	3	4	3	1	-	2	-	5	2	8			25
General Civil - Level 2	2013	50	38	50	49	50	54	61	77	53	57	70	73	187			682
	2014	63	46	53	61	-	-	-	-	-	-	-	-	223	19.3%	▲	223
General Civil - Level 3	2013	19	15	13	29	33	28	17	23	24	14	21	21	76			257
	2014	32	19	15	15	-	-	-	-	-	-	-	-	81	6.6%	▲	81
Miscellaneous	2013	985	726	1,063	845	451	329	430	374	261	566	493	352	3,619			6,875
	2014	585	463	472	569	-	-	-	-	-	-	-	-	2,089	-42.3%	▼	2,089
Misdemeanor	2013	132	167	188	122	146	157	145	155	95	244	172	94	609			1,817
	2014	223	127	173	151	-	-	-	-	-	-	-	-	674	10.7%	▲	674
Non-Capital Felonies and Related Matters	2013	279	270	347	309	389	294	321	305	376	317	353	237	1,205			3,797
	2014	354	296	350	327	-	-	-	-	-	-	-	-	1,327	10.1%	▲	1,327
Other	2013	26	28	30	35	25	31	29	27	22	29	20	35	119			337
	2014	45	31	34	28	-	-	-	-	-	-	-	-	138	16.0%	▲	138
Other Criminally Related Matters	2013	15	34	33	28	30	30	34	42	24	44	22	26	110			362
	2014	40	37	46	35	-	-	-	-	-	-	-	-	158	43.6%	▲	158
Probates/Wills and Trusts - Level 1	2013	1	-	1	2	-	-	2	1	3	1	1	1	4			13
	2014	2	1	2	2	-	-	-	-	-	-	-	-	7	75.0%	▲	7
Probates/Wills and Trusts - Level 2	2013	4	10	7	8	7	10	4	3	8	7	6	2	29			76
	2014	10	8	12	5	-	-	-	-	-	-	-	-	35	20.7%	▲	35
Protective Orders	2013	-	-	-	-	-	-	-	-	-	3	-	1	0			4
Uncontested Divorce	2013	70	73	81	72	71	79	81	78	77	73	59	66	296	0.0%	↔	880
	2014	64	93	87	105	-	-	-	-	-	-	-	-	349	17.9%	▲	349

Type of Court: Circuit
Locale/Circuit: Colonial Heights 12
Start/End Date: Jan-13 / Apr-14
Type of Case: Filings
AVG. Month: 172
2013 AVG Month: 175
2014 AVG Month: 162
Jan-Apr 2013: 855
Jan-Apr 2014: 648
Filings Trending: Downward ▼

D
a
s
h
b
o
a
r
d



	Jan	Feb	Mar	<u>Apr</u>	May	Jun	Jul	Aug	Sep	Oct	Nov	Dec	Thru Apr	% Change	Trending	<u>Total</u>
2013	179	250	234	192	188	166	131	230	136	116	179	103	855			2,104
2014	165	160	180	143	-	-	-	-	-	-	-	-	648	-24.2%	▼	648

		Jan	Feb	Mar	<u>Apr</u>	May	Jun	Jul	Aug	Sep	Oct	Nov	Dec	Thru Apr	% Change	Trending	<u>Total</u>
Administrative Law	2013	-	1	-	-	-	-	1	-	-	-	-	-	1			2
	2014	-	-	-	1	-	-	-	-	-	-	-	-	1	0.0%	↔	1
Contested Divorce	2013	2	1	5	3	2	2	2	2	2	-	2	1	11	18.2%	▲	24
	2014	1	6	3	3	-	-	-	-	-	-	-	-	13			13
Domestic and Family - Level 1	2013	2	1	2	1	4	-	1	-	3	2	1	2	6	0.0%	↔	19
	2014	1	2	1	2	-	-	-	-	-	-	-	-	6			6
Domestic and Family - Level 2	2013	-	1	1	-	-	-	-	1	-	1	1	1	2			6
	2014	2	1	-	1	-	-	-	-	-	-	-	-	4	100.0%	▲	4
General Civil - Level 1	2014	-	1	-	-	-	-	-	-	-	-	-	-	1			1
	2013	2	2	5	4	6	3	2	5	4	3	5	1	13			42
General Civil - Level 2	2014	1	4	3	-	-	-	-	-	-	-	-	-	8	-38.5%	▼	8
	2013	2	2	4	-	5	1	6	-	1	-	-	1	8			22
General Civil - Level 3	2014	1	-	2	1	-	-	-	-	-	-	-	-	4	-50.0%	▼	4
	2013	82	45	54	58	22	29	28	40	20	28	23	36	239			465
Miscellaneous	2014	39	33	37	27	-	-	-	-	-	-	-	-	136	-43.1%	▼	136
	2013	22	54	67	44	58	53	34	48	26	34	34	28	187			502
Misdemeanor	2014	27	28	37	29	-	-	-	-	-	-	-	-	121	-35.3%	▼	121
	2013	41	112	54	58	50	58	37	108	51	28	91	20	265			708
Non-Capital Felonies and Related Matters	2014	70	64	64	43	-	-	-	-	-	-	-	-	241	-9.1%	▼	241
	2013	8	13	14	9	13	9	9	7	17	8	7	6	44			120
Other	2014	9	13	9	12	-	-	-	-	-	-	-	-	43	-2.3%	▼	43
	2013	6	10	21	9	15	6	8	13	9	9	13	5	46			124
Other Criminally Related Matters	2014	5	2	12	13	-	-	-	-	-	-	-	-	32	-30.4%	▼	32
	2013	1	-	-	-	1	-	-	-	-	1	-	-	1	0.0%	↔	3
Probates/Wills and Trusts - Level 1	2014	1	-	-	-	-	-	-	-	-	-	-	-	1			1
	2013	1	1	2	-	1	1	-	1	-	1	-	-	4			8
Probates/Wills and Trusts - Level 2	2014	-	-	1	2	-	-	-	-	-	-	-	-	3	-25.0%	▼	3
	2013	2	-	-	1	1	-	-	1	-	-	-	-	3			5
Protective Orders	2014	-	-	1	-	-	-	-	-	-	-	-	-	1	-66.7%	▼	1
	2013	8	7	5	5	10	4	3	4	3	1	2	2	25			54
Uncontested Divorce	2014	8	6	10	9	-	-	-	-	-	-	-	-	33	32.0%	▲	33

Type of Court: Circuit

Locale/Circuit: Richmond 13

Start/End Date: Jan-13 / Apr-14

Type of Case: Filings

AVG. Month: 1,258

2013 AVG Month: 1,259

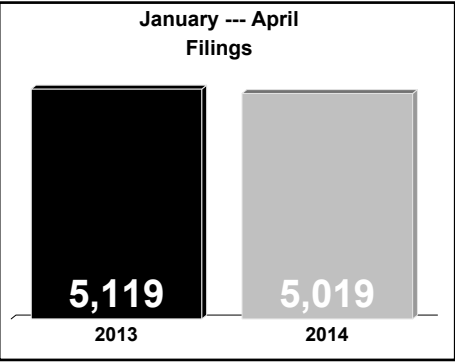
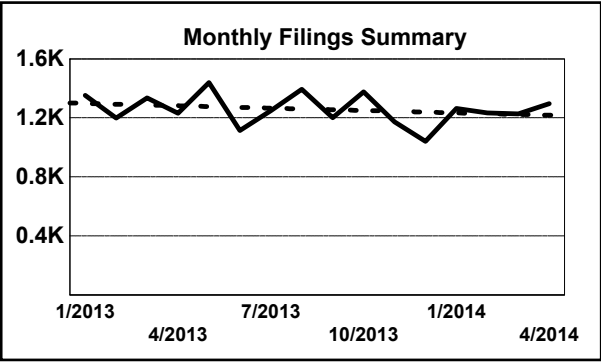
2014 AVG Month: 1,255

Jan-Apr 2013: 5,119

Jan-Apr 2014: 5,019

Filings Trending: Steady ↔

D
a
s
h
b
o
a
r
d



	Jan	Feb	Mar	Apr	May	Jun	Jul	Aug	Sep	Oct	Nov	Dec	Thru Apr	% Change	Trending	Total
2013	1,353	1,199	1,336	1,231	1,439	1,115	1,249	1,393	1,201	1,376	1,172	1,041	5,119			15,105
2014	1,263	1,233	1,226	1,297	-	-	-	-	-	-	-	-	5,019	-2.0%	▼	5,019

		Jan	Feb	Mar	Apr	May	Jun	Jul	Aug	Sep	Oct	Nov	Dec	Thru Apr	% Change	Trending	Total
Administrative Law	2013	3	2	1	1	3	2	1	1	4	6	3	1	7			28
	2014	4	2	5	3	-	-	-	-	-	-	-	-	14	100.0%	▲	14
Capital Murder	2013	-	-	-	-	-	-	1	1	-	-	-	-	0			2
Contested Divorce	2013	5	18	15	18	19	20	12	19	13	11	17	13	56	0.0%	↔	180
	2014	9	25	20	21	-	-	-	-	-	-	-	-	75	33.9%	▲	75
Domestic and Family - Level 1	2013	13	40	17	19	9	27	10	15	12	13	11	7	89			193
	2014	12	11	8	6	-	-	-	-	-	-	-	-	37	-58.4%	▼	37
Domestic and Family - Level 2	2013	7	8	8	4	5	3	7	7	7	5	3	9	27			73
	2014	7	9	9	12	-	-	-	-	-	-	-	-	37	37.0%	▲	37
General Civil - Level 1	2013	9	7	7	8	16	13	6	7	6	4	3	6	31			92
	2014	6	10	2	2	-	-	-	-	-	-	-	-	20	-35.5%	▼	20
General Civil - Level 2	2013	120	124	105	105	115	126	91	93	127	108	107	90	454			1,311
	2014	122	103	89	90	-	-	-	-	-	-	-	-	404	-11.0%	▼	404
General Civil - Level 3	2013	39	24	38	29	34	24	32	36	47	49	40	43	130			435
	2014	39	39	37	44	-	-	-	-	-	-	-	-	159	22.3%	▲	159
Miscellaneous	2013	273	278	258	242	220	196	271	338	260	239	180	235	1,051			2,990
	2014	269	283	293	277	-	-	-	-	-	-	-	-	1,122	6.8%	▲	1,122
Misdemeanor	2013	116	77	130	85	148	83	91	79	78	107	101	106	408			1,201
	2014	101	113	93	120	-	-	-	-	-	-	-	-	427	4.7%	▲	427
Non-Capital Felonies and Related Matters	2013	534	399	479	460	574	396	468	552	394	560	499	318	1,872			5,633
	2014	433	394	463	465	-	-	-	-	-	-	-	-	1,755	-6.3%	▼	1,755
Other	2013	166	153	178	200	175	156	186	158	177	185	154	139	697			2,027
	2014	161	134	134	157	-	-	-	-	-	-	-	-	586	-15.9%	▼	586
Other Criminally Related Matters	2013	18	21	49	9	83	32	31	48	37	47	26	45	97			446
	2014	53	48	10	56	-	-	-	-	-	-	-	-	167	72.2%	▲	167
Probates/Wills and Trusts - Level 1	2013	-	-	-	-	1	-	-	-	-	-	-	-	0			1
	2014	-	-	1	-	-	-	-	-	-	-	-	-	1	0.0%	↔	1
Probates/Wills and Trusts - Level 2	2013	14	7	6	9	5	8	13	4	12	6	7	6	36			97
	2014	14	15	6	7	-	-	-	-	-	-	-	-	42	16.7%	▲	42
Uncontested Divorce	2013	36	41	45	42	32	29	29	35	27	36	21	23	164			396
	2014	33	47	56	37	-	-	-	-	-	-	-	-	173	5.5%	▲	173

Type of Court: Circuit

Locale/Circuit: Henrico 14

Start/End Date: Jan-13 / Apr-14

Type of Case: Filings

AVG. Month: 1,064

2013 AVG Month: 1,070

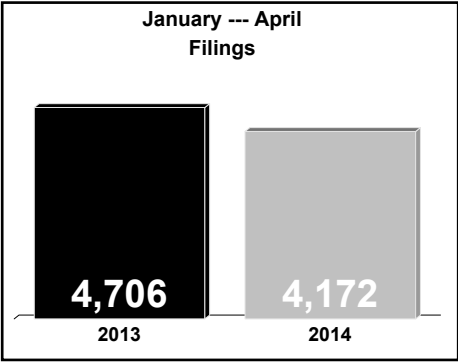
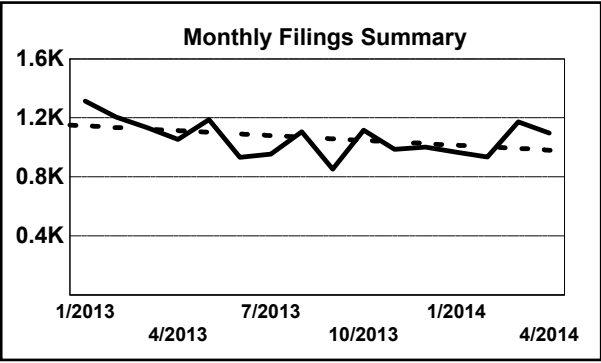
2014 AVG Month: 1,043

Jan-Apr 2013: 4,706

Jan-Apr 2014: 4,172

Filings Trending: Downward ▼

D
a
s
h
b
o
a
r
d



	Jan	Feb	Mar	Apr	May	Jun	Jul	Aug	Sep	Oct	Nov	Dec	Thru Apr	% Change	Trending	Total
2013	1,314	1,205	1,133	1,054	1,189	932	955	1,105	852	1,117	986	1,003	4,706			12,845
2014	967	936	1,172	1,097	-	-	-	-	-	-	-	-	4,172	-11.3%	▼	4,172

		Jan	Feb	Mar	Apr	May	Jun	Jul	Aug	Sep	Oct	Nov	Dec	Thru Apr	% Change	Trending	Total
Administrative Law	2013	-	-	-	-	2	2	-	-	-	2	2	1	0			9
	2014	-	3	1	4	-	-	-	-	-	-	-	-	8	0.0%	↔	8
Contested Divorce	2013	20	24	43	25	31	34	39	35	21	32	25	20	112			349
	2014	33	19	40	30	-	-	-	-	-	-	-	-	122	8.9%	▲	122
Domestic and Family - Level 1	2013	12	19	25	20	19	18	1	26	20	26	19	16	76			221
	2014	22	20	22	8	-	-	-	-	-	-	-	-	72	-5.3%	▼	72
Domestic and Family - Level 2	2013	6	2	5	3	8	6	9	12	12	13	9	12	16			97
	2014	11	9	15	14	-	-	-	-	-	-	-	-	49	206.3%	▲	49
General Civil - Level 1	2013	1	-	3	3	3	3	6	2	4	4	3	2	7			34
	2014	-	-	2	2	-	-	-	-	-	-	-	-	4	-42.9%	▼	4
General Civil - Level 2	2013	78	53	67	58	69	58	42	53	52	84	152	109	256			875
	2014	36	49	64	101	-	-	-	-	-	-	-	-	250	-2.3%	▼	250
General Civil - Level 3	2013	24	16	20	18	26	23	26	27	27	23	16	16	78			262
	2014	18	20	23	24	-	-	-	-	-	-	-	-	85	9.0%	▲	85
Miscellaneous	2013	623	519	503	396	334	228	285	296	250	321	295	350	2,041			4,400
	2014	362	356	355	352	-	-	-	-	-	-	-	-	1,425	-30.2%	▼	1,425
Misdemeanor	2013	116	133	105	101	137	109	146	110	109	109	94	121	455			1,390
	2014	72	116	96	122	-	-	-	-	-	-	-	-	406	-10.8%	▼	406
Non-Capital Felonies and Related Matters	2013	302	302	213	293	390	321	250	401	248	371	246	241	1,110			3,578
	2014	297	194	379	282	-	-	-	-	-	-	-	-	1,152	3.8%	▲	1,152
Other	2013	32	35	23	18	30	23	24	21	22	32	23	23	108			306
	2014	33	53	35	40	-	-	-	-	-	-	-	-	161	49.1%	▲	161
Other Criminally Related Matters	2013	39	34	37	41	43	27	45	40	25	37	29	38	151			435
	2014	26	24	47	35	-	-	-	-	-	-	-	-	132	-12.6%	▼	132
Probates/Wills and Trusts - Level 1	2013	1	-	2	1	-	-	-	-	1	-	-	-	4			5
	2014	-	-	1	1	-	-	-	-	-	-	-	-	2	-50.0%	▼	2
Probates/Wills and Trusts - Level 2	2013	8	7	9	4	16	6	9	7	4	3	6	7	28			86
	2014	5	9	7	3	-	-	-	-	-	-	-	-	24	-14.3%	▼	24
Protective Orders	2013	1	3	2	3	4	5	8	2	-	-	-	-	9			28
Uncontested Divorce	2013	51	58	76	70	77	69	65	73	57	60	67	47	255			770
	2014	52	64	85	79	-	-	-	-	-	-	-	-	280	9.8%	▲	280

Type of Court: Circuit

Locale/Circuit: Caroline 15

Start/End Date: Jan-13 / Apr-14

Type of Case: Filings

AVG. Month: 197

2013 AVG Month: 199

2014 AVG Month: 190

Jan-Apr 2013: 1,150

Jan-Apr 2014: 759

Filings Trending: Downward ▼

D

a

s

h

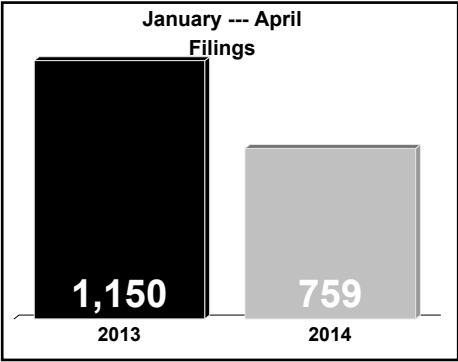
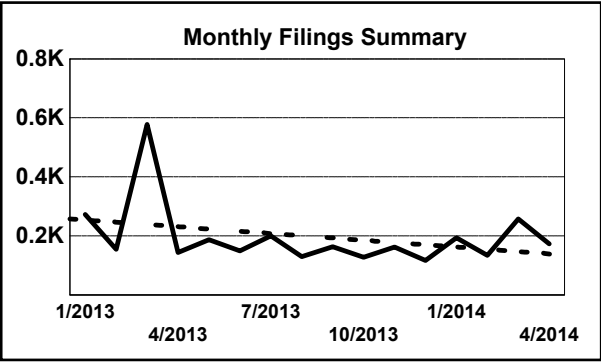
b

o

a

r

d

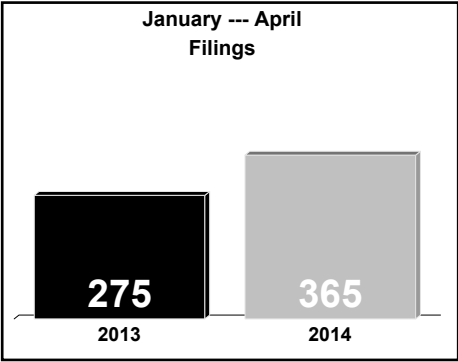
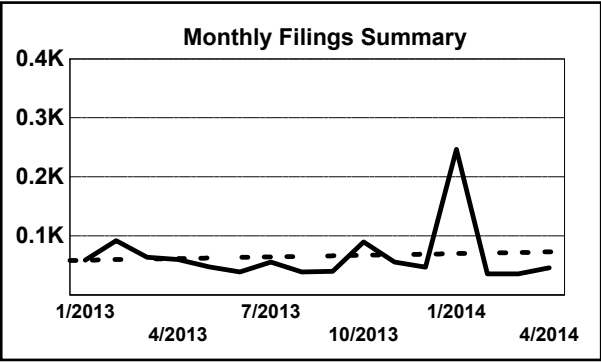


	Jan	Feb	Mar	Apr	May	Jun	Jul	Aug	Sep	Oct	Nov	Dec	Thru Apr	% Change	Trending	Total
2013	273	155	578	144	187	150	200	130	164	128	163	117	1,150			2,389
2014	194	134	258	173	-	-	-	-	-	-	-	-	759	-34.0%	▼	759

		Jan	Feb	Mar	Apr	May	Jun	Jul	Aug	Sep	Oct	Nov	Dec	Thru Apr	% Change	Trending	Total
Administrative Law	2013	-	-	-	-	-	-	1	-	1	-	-	-	0			2
Contested Divorce	2013	1	2	1	-	3	2	9	1	-	1	2	2	4	0.0%	↔	24
	2014	1	-	3	4	-	-	-	-	-	-	-	-	8	100.0%	▲	8
Domestic and Family - Level 1	2013	1	4	4	4	1	2	3	2	2	1	3	2	13			29
	2014	2	4	2	7	-	-	-	-	-	-	-	-	15	15.4%	▲	15
Domestic and Family - Level 2	2013	2	-	-	-	1	1	2	-	1	-	-	-	2			7
	2014	-	1	1	2	-	-	-	-	-	-	-	-	4	100.0%	▲	4
General Civil - Level 1	2013	-	-	-	-	1	-	-	-	-	-	-	-	0			1
	2014	-	1	-	-	-	-	-	-	-	-	-	-	1	0.0%	↔	1
General Civil - Level 2	2013	6	7	2	5	9	5	10	10	9	6	10	5	20			84
	2014	5	4	9	4	-	-	-	-	-	-	-	-	22	10.0%	▲	22
General Civil - Level 3	2013	4	7	4	3	-	4	2	1	2	1	-	3	18			31
	2014	-	1	8	4	-	-	-	-	-	-	-	-	13	-27.8%	▼	13
Miscellaneous	2013	125	81	88	56	57	48	40	44	54	41	50	54	350			738
	2014	55	55	72	54	-	-	-	-	-	-	-	-	236	-32.6%	▼	236
Misdemeanor	2013	17	8	23	11	34	11	13	10	11	13	24	9	59			184
	2014	24	4	32	19	-	-	-	-	-	-	-	-	79	33.9%	▲	79
Non-Capital Felonies and Related Matters	2013	96	34	440	49	68	61	90	27	48	40	59	25	619			1,037
	2014	91	40	107	61	-	-	-	-	-	-	-	-	299	-51.7%	▼	299
Other	2013	10	4	3	8	7	10	14	26	27	12	9	8	25			138
	2014	9	16	11	8	-	-	-	-	-	-	-	-	44	76.0%	▲	44
Other Criminally Related Matters	2013	6	4	4	1	4	2	10	4	7	9	4	3	15			58
	2014	4	1	4	7	-	-	-	-	-	-	-	-	16	6.7%	▲	16
Probates/Wills and Trusts - Level 2	2013	-	2	2	4	-	1	2	1	1	1	-	-	8			14
	2014	-	-	1	1	-	-	-	-	-	-	-	-	2	-75.0%	▼	2
Uncontested Divorce	2013	5	2	7	3	2	3	4	4	1	3	2	6	17			42
	2014	3	7	8	2	-	-	-	-	-	-	-	-	20	17.6%	▲	20

Type of Court: Circuit
Locale/Circuit: Essex 15
Start/End Date: Jan-13 / Apr-14
Type of Case: Filings
AVG. Month: 66
2013 AVG Month: 58
2014 AVG Month: 91
Jan-Apr 2013: 275
Jan-Apr 2014: 365
Filings Trending: Upward ▲

D
a
s
h
b
o
a
r
d

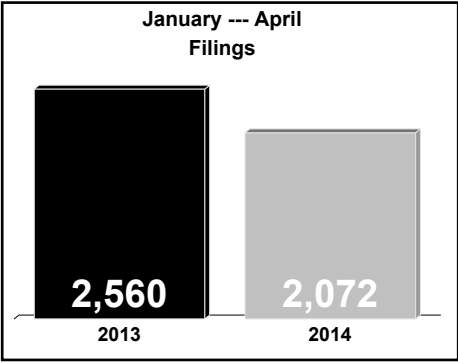
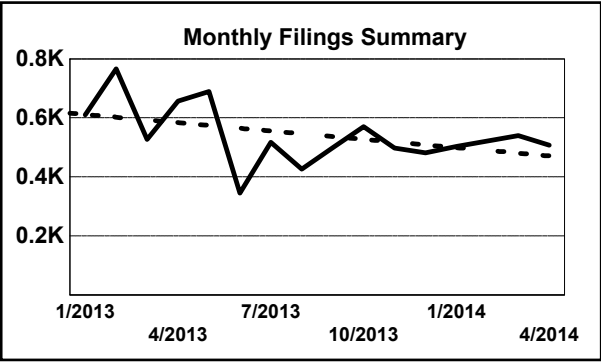


	Jan	Feb	Mar	<u>Apr</u>	May	Jun	Jul	Aug	Sep	Oct	Nov	Dec	Thru Apr	% Change	Trending	<u>Total</u>
2013	59	92	64	60	48	39	56	39	40	90	56	47	275			690
2014	247	36	36	46	-	-	-	-	-	-	-	-	365	32.7%	▲	365

		Jan	Feb	Mar	<u>Apr</u>	May	Jun	Jul	Aug	Sep	Oct	Nov	Dec	Thru Apr	% Change	Trending	<u>Total</u>
Contested Divorce	2013	-	-	4	2	4	1	1	2	1	-	1	-	6			16
	2014	-	3	-	2	-	-	-	-	-	-	-	-	5	-16.7%	▼	5
Domestic and Family - Level 1	2013	-	-	1	-	1	-	1	-	2	-	-	-	1	0.0%	↔	5
	2014	-	-	-	1	-	-	-	-	-	-	-	-	1			1
Domestic and Family - Lev	2013	-	-	1	-	1	-	-	-	1	-	-	-	1			3
	2014	-	-	1	-	-	-	-	-	-	-	-	-	1			1
General Civil - Level 1	2013	1	2	3	4	2	3	2	-	-	3	-	2	10			22
	2014	1	2	3	2	-	-	-	-	-	-	-	-	8	-20.0%	▼	8
General Civil - Level 2	2013	3	1	1	7	-	-	-	-	-	-	1	-	12			13
	2014	1	4	-	-	-	-	-	-	-	-	-	-	5	-58.3%	▼	5
General Civil - Level 3	2013	40	26	36	10	21	21	17	24	22	19	20	20	112			276
	2014	25	18	15	19	-	-	-	-	-	-	-	-	77	-31.3%	▼	77
Miscellaneous	2013	5	10	3	10	5	2	7	6	3	8	-	4	28			63
	2014	1	3	3	-	-	-	-	-	-	-	-	-	7	-75.0%	▼	7
Misdemeanor	2013	6	43	10	18	6	7	22	3	8	58	30	16	77			227
	2014	219	2	-	20	-	-	-	-	-	-	-	-	241	213.0%	▲	241
Non-Capital Felonies and Related Matters	2013	-	1	-	-	-	1	1	-	-	-	-	-	1			3
	2014	-	-	-	-	-	-	-	-	-	-	-	-	-			-
Other	2013	2	6	2	6	3	1	2	4	1	2	3	2	16			34
	2014	-	3	5	1	-	-	-	-	-	-	-	-	9	-43.8%	▼	9
Other Criminally Related Matters	2013	-	2	-	-	-	-	-	-	-	-	-	1	2			3
	2014	-	-	1	-	-	-	-	-	-	-	-	-	1	-50.0%	▼	1
Probates/Wills and Trusts - Level 1	2013	-	-	-	-	-	1	-	-	-	-	-	-	0			1
	2014	-	-	1	-	-	-	-	-	-	-	-	-	1	0.0%	↔	1
Probates/Wills and Trusts - Level 2	2013	2	1	3	3	5	2	3	-	2	-	1	2	9			24
	2014	-	1	7	1	-	-	-	-	-	-	-	-	9	0.0%	↔	9
Uncontested Divorce	2013	-	-	-	-	-	-	-	-	-	-	-	-	-			-
	2014	-	-	-	-	-	-	-	-	-	-	-	-	-			-

Type of Court: Circuit
Locale/Circuit: Hanover 15
Start/End Date: Jan-13 / Apr-14
Type of Case: Filings
AVG. Month: 541
2013 AVG Month: 549
2014 AVG Month: 518
Jan-Apr 2013: 2,560
Jan-Apr 2014: 2,072
Filings Trending: Downward ▼

D
a
s
h
b
o
a
r
d

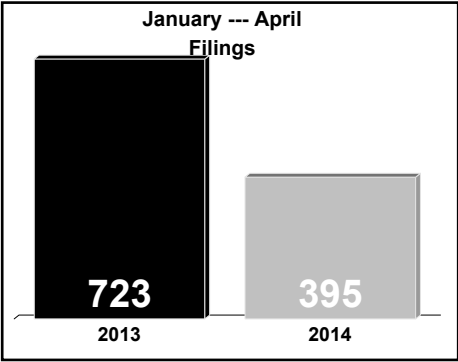
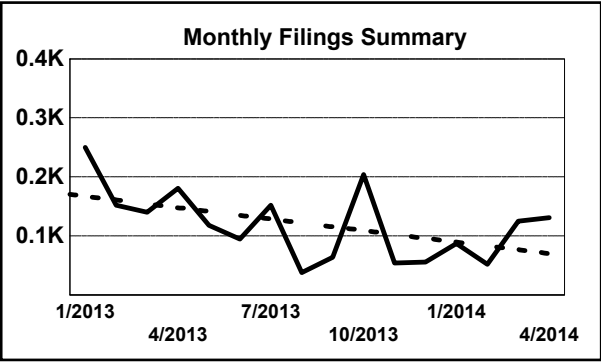


	Jan	Feb	Mar	Apr	May	Jun	Jul	Aug	Sep	Oct	Nov	Dec	Thru Apr	% Change	Trending	Total
2013	610	766	527	657	689	345	517	426	499	570	498	482	2,560			6,586
2014	503	522	540	507	-	-	-	-	-	-	-	-	2,072	-19.1%	▼	2,072

		Jan	Feb	Mar	Apr	May	Jun	Jul	Aug	Sep	Oct	Nov	Dec	Thru Apr	% Change	Trending	Total
Administrative Law	2013	-	-	-	-	-	-	1	1	-	1	-	-	0			3
	2014	-	-	1	-	-	-	-	-	-	-	-	-	1	0.0%	↔	1
Contested Divorce	2013	30	32	36	28	24	17	21	22	19	17	15	10	126			271
	2014	15	21	30	27	-	-	-	-	-	-	-	-	93	-26.2%	▼	93
Domestic and Family - Level 1	2013	8	8	10	6	13	7	10	9	11	10	6	12	32			110
	2014	7	8	16	12	-	-	-	-	-	-	-	-	43	34.4%	▲	43
Domestic and Family - Level 2	2013	1	4	1	3	3	8	4	1	3	6	8	9	9			51
	2014	2	1	3	2	-	-	-	-	-	-	-	-	8	-11.1%	▼	8
General Civil - Level 1	2013	-	-	1	-	1	-	-	-	-	-	-	1	1			3
	2014	9	9	11	11	14	15	12	13	12	13	38	22	40	45.0%	▲	179
General Civil - Level 2	2013	9	9	11	11	14	15	12	13	12	13	38	22	40			179
	2014	7	12	15	24	-	-	-	-	-	-	-	-	58			58
General Civil - Level 3	2013	6	13	11	9	7	1	6	7	12	14	8	10	39			104
	2014	10	7	11	5	-	-	-	-	-	-	-	-	33	-15.4%	▼	33
Miscellaneous	2013	323	377	218	278	355	90	212	122	195	192	178	205	1,196			2,745
	2014	227	175	180	176	-	-	-	-	-	-	-	-	758	-36.6%	▼	758
Misdemeanor	2013	89	55	67	102	75	42	70	77	54	98	88	67	313			884
	2014	58	69	73	64	-	-	-	-	-	-	-	-	264	-15.7%	▼	264
Non-Capital Felonies and Related Matters	2013	73	167	79	99	115	97	100	101	114	144	96	93	418			1,278
	2014	118	135	119	114	-	-	-	-	-	-	-	-	486	16.3%	▲	486
Other	2013	14	14	16	18	10	8	16	16	8	12	10	12	62			154
	2014	15	12	17	9	-	-	-	-	-	-	-	-	53	-14.5%	▼	53
Other Criminally Related Matters	2013	15	9	17	35	17	13	18	7	12	15	16	11	76			185
	2014	9	15	22	18	-	-	-	-	-	-	-	-	64	-15.8%	▼	64
Probates/Wills and Trusts - Level 1	2013	-	-	-	-	-	-	-	1	1	-	-	-	0			2
	2014	1	-	-	1	-	-	-	-	-	-	-	-	2	0.0%	↔	2
Probates/Wills and Trusts - Level 2	2013	1	4	1	-	2	2	1	3	4	6	-	-	6			24
	2014	1	3	-	6	-	-	-	-	-	-	-	-	10	66.7%	▲	10
Uncontested Divorce	2013	41	74	59	68	53	45	46	46	54	42	35	30	242			593
	2014	33	64	53	49	-	-	-	-	-	-	-	-	199	-17.8%	▼	199

Type of Court: Circuit
Locale/Circuit: King George 15
Start/End Date: Jan-13 / Apr-14
Type of Case: Filings
AVG. Month: 119
2013 AVG Month: 125
2014 AVG Month: 99
Jan-Apr 2013: 723
Jan-Apr 2014: 395
Filings Trending: Downward ▼

D
a
s
h
b
o
a
r
d

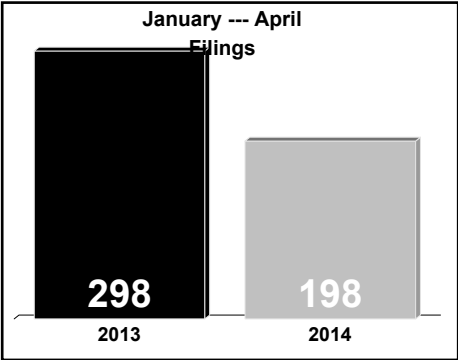
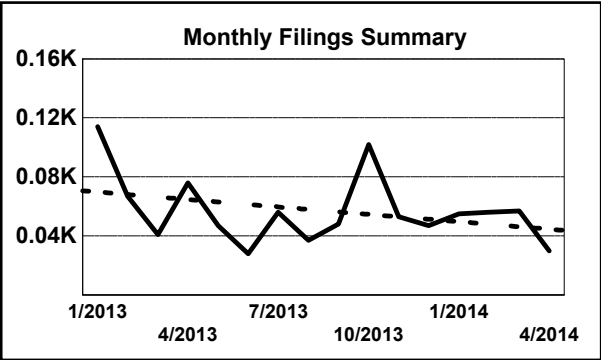


	Jan	Feb	Mar	<u>Apr</u>	May	Jun	Jul	Aug	Sep	Oct	Nov	Dec	Thru Apr	% Change	Trending	<u>Total</u>
2013	250	152	140	181	118	95	152	38	64	204	54	56	723			1,504
2014	87	52	125	131	-	-	-	-	-	-	-	-	395	-45.4%	▼	395

		Jan	Feb	Mar	<u>Apr</u>	May	Jun	Jul	Aug	Sep	Oct	Nov	Dec	Thru Apr	% Change	Trending	<u>Total</u>
Contested Divorce	2013	1	4	4	3	2	3	3	-	-	1	-	1	12			22
	2014	2	2	1	2	-	-	-	-	-	-	-	-	7	-41.7%	▼	7
Domestic and Family - Level 1	2013	-	11	2	4	3	4	1	3	-	-	2	5	17			35
	2014	1	2	1	2	-	-	-	-	-	-	-	-	6	-64.7%	▼	6
Domestic and Family - Level 2	2013	1	-	3	-	-	1	1	-	1	2	-	-	4			9
	2014	-	1	-	1	-	-	-	-	-	-	-	-	2	-50.0%	▼	2
General Civil - Level 2	2013	2	-	4	4	10	8	11	2	4	7	2	4	10			58
	2014	3	1	4	5	-	-	-	-	-	-	-	-	13	30.0%	▲	13
General Civil - Level 3	2013	-	1	1	1	6	1	4	2	-	-	1	-	3			17
	2014	-	2	1	-	-	-	-	-	-	-	-	-	3	0.0%	↔	3
Miscellaneous	2013	107	93	82	60	58	27	9	4	5	7	6	3	342			461
	2014	4	6	1	4	-	-	-	-	-	-	-	-	15	-95.6%	▼	15
Misdemeanor	2013	49	11	7	33	8	15	56	9	7	46	9	9	100			259
	2014	17	5	29	24	-	-	-	-	-	-	-	-	75	-25.0%	▼	75
Non-Capital Felonies and Related Matters	2013	83	27	33	73	23	25	60	12	44	134	30	28	216			572
	2014	57	27	78	90	-	-	-	-	-	-	-	-	252	16.7%	▲	252
Other	2013	-	-	-	1	-	-	1	-	1	-	-	1	1			4
Other Criminally Related Matters	2013	1	3	-	-	1	1	2	3	1	1	-	1	4			14
	2014	-	1	2	-	-	-	-	-	-	-	-	-	3	-25.0%	▼	3
Probates/Wills and Trusts	2013	-	-	-	-	-	1	-	-	-	-	-	1	0			2
Probates/Wills and Trusts - Level 2	2013	-	-	-	-	-	2	-	-	-	1	1	-	0	0.0%	↔	4
	2014	-	1	-	-	-	-	-	-	-	-	-	-	1	0.0%	↔	1
Uncontested Divorce	2013	6	2	4	2	7	7	4	3	1	5	3	3	14			47
	2014	3	4	8	3	-	-	-	-	-	-	-	-	18	28.6%	▲	18

Type of Court: Circuit
Locale/Circuit: Lancaster 15
Start/End Date: Jan-13 / Apr-14
Type of Case: Filings
AVG. Month: 57
2013 AVG Month: 60
2014 AVG Month: 50
Jan-Apr 2013: 298
Jan-Apr 2014: 198
Filings Trending: Downward ▼

D
a
s
h
b
o
a
r
d



	Jan	Feb	Mar	Apr	May	Jun	Jul	Aug	Sep	Oct	Nov	Dec	Thru Apr	% Change	Trending	Total
2013	114	67	41	76	47	28	56	37	48	102	53	47	298			716
2014	55	56	57	30	-	-	-	-	-	-	-	-	198	-33.6%	▼	198

		Jan	Feb	Mar	Apr	May	Jun	Jul	Aug	Sep	Oct	Nov	Dec	Thru Apr	% Change	Trending	Total
Administrative Law	2013	-	-	-	-	-	-	-	-	1	-	-	-	0			1
Contested Divorce	2013	1	-	-	-	-	-	-	-	-	1	2	-	1	0.0%	↔	4
	2014	-	-	-	1	-	-	-	-	-	-	-	-	1	0.0%	↔	1
Domestic and Family - Level 1	2013	-	1	-	1	1	-	-	-	-	1	-	-	2			4
	2014	-	-	-	1	-	-	-	-	-	-	-	-	1	-50.0%	▼	1
Domestic and Family - Level 2	2013	-	-	-	-	-	-	1	1	2	-	1	-	0			5
	2014	-	-	2	-	-	-	-	-	-	-	-	-	2	0.0%	↔	2
General Civil - Level 1	2013	1	-	-	-	-	-	1	-	-	-	2	-	1			4
	2014	-	-	1	-	-	-	-	-	-	-	-	-	1	0.0%	↔	1
General Civil - Level 2	2013	1	1	2	4	3	3	-	1	1	-	1	2	8			19
	2014	-	2	4	-	-	-	-	-	-	-	-	-	6	-25.0%	▼	6
General Civil - Level 3	2013	1	2	1	1	1	1	2	-	3	-	5	5	5			22
	2014	-	1	-	1	-	-	-	-	-	-	-	-	2	-60.0%	▼	2
Miscellaneous	2013	37	30	19	22	18	15	17	17	16	28	29	25	108			273
	2014	23	23	21	15	-	-	-	-	-	-	-	-	82	-24.1%	▼	82
Misdemeanor	2013	6	6	-	6	5	3	6	6	9	18	3	4	18			72
	2014	5	-	1	4	-	-	-	-	-	-	-	-	10	-44.4%	▼	10
Non-Capital Felonies and Related Matters	2013	59	19	13	34	14	3	20	3	11	49	2	5	125			232
	2014	20	19	18	1	-	-	-	-	-	-	-	-	58	-53.6%	▼	58
Other	2013	3	4	2	4	3	2	2	2	3	3	6	3	13			37
	2014	3	5	8	4	-	-	-	-	-	-	-	-	20	53.8%	▲	20
Other Criminally Related Matters	2013	3	3	2	1	1	1	5	5	1	1	2	2	9			27
	2014	1	2	2	2	-	-	-	-	-	-	-	-	7	-22.2%	▼	7
Probates/Wills and Trusts	2013	-	-	1	-	-	-	-	-	-	-	-	-	1			1
Probates/Wills and Trusts - Level 2	2013	-	-	-	-	-	-	-	1	-	-	-	-	0			1
	2014	-	1	-	-	-	-	-	-	-	-	-	-	1	0.0%	↔	1
Uncontested Divorce	2013	2	1	1	3	1	-	2	1	1	1	-	1	7			14
	2014	3	3	-	1	-	-	-	-	-	-	-	-	7	0.0%	↔	7

Type of Court: Circuit

Locale/Circuit: Northumberland 15

Start/End Date: Jan-13 / Apr-14

Type of Case: Filings

AVG. Month: 60

2013 AVG Month: 61

2014 AVG Month: 54

Jan-Apr 2013: 284

Jan-Apr 2014: 216

Filings Trending: Downward ▼

D

a

s

h

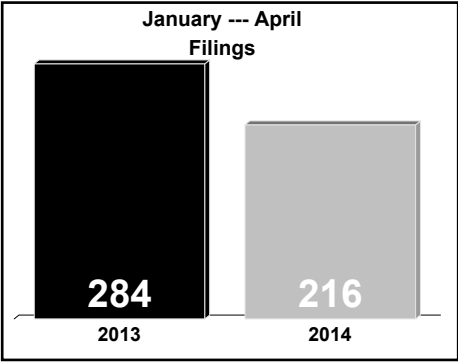
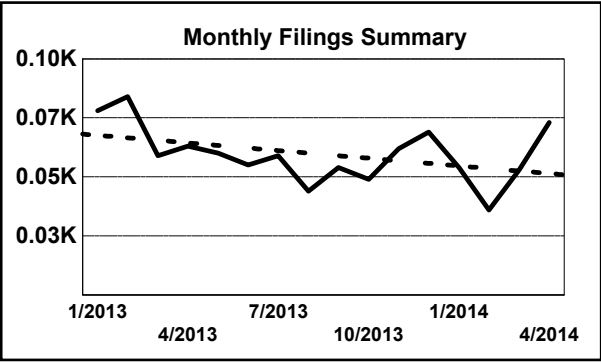
b

o

a

r

d

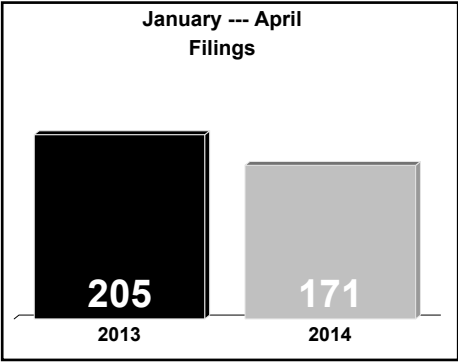
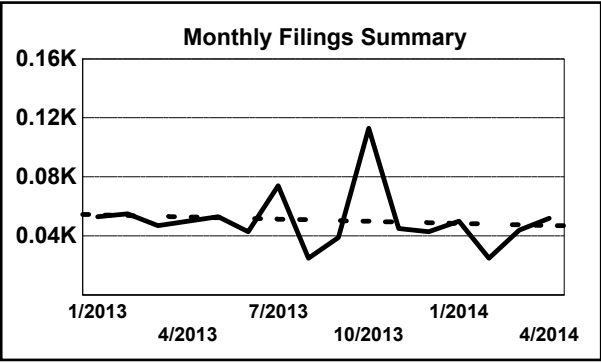


	Jan	Feb	Mar	Apr	May	Jun	Jul	Aug	Sep	Oct	Nov	Dec	Thru Apr	% Change	Trending	Total
2013	78	84	59	63	60	55	59	44	54	49	62	69	284			736
2014	54	36	53	73	-	-	-	-	-	-	-	-	216	-23.9%	▼	216

		Jan	Feb	Mar	Apr	May	Jun	Jul	Aug	Sep	Oct	Nov	Dec	Thru Apr	% Change	Trending	Total
Administrative Law	2013	-	-	-	-	-	-	-	1	-	-	-	-	0			1
Contested Divorce	2013	-	1	-	-	1	-	-	-	-	1	2	-	1	0.0%	↔	5
	2014	-	2	1	4	-	-	-	-	-	-	-	-	7	600.0%	▲	7
Domestic and Family - Level 1	2013	-	-	1	-	-	1	2	1	1	-	-	-	1			6
	2014	1	-	-	-	-	-	-	-	-	-	-	-	1	0.0%	↔	1
Domestic and Family - Level 2	2013	-	-	-	-	-	1	-	-	-	-	-	1	0			2
	2014	1	-	-	1	-	-	-	-	-	-	-	-	2	0.0%	↔	2
General Civil - Level 2	2013	1	3	1	3	2	-	2	1	-	2	2	4	8			21
	2014	4	-	2	1	-	-	-	-	-	-	-	-	7	-12.5%	▼	7
General Civil - Level 3	2013	-	-	-	1	-	2	-	1	-	1	1	-	1			6
	2014	1	1	2	-	-	-	-	-	-	-	-	-	4	300.0%	▲	4
Miscellaneous	2013	43	56	37	11	20	23	26	21	21	11	35	37	147			341
	2014	23	26	31	35	-	-	-	-	-	-	-	-	115	-21.8%	▼	115
Misdemeanor	2013	6	3	3	4	8	4	10	2	2	1	7	3	16			53
	2014	5	-	3	7	-	-	-	-	-	-	-	-	15	-6.3%	▼	15
Non-Capital Felonies and Related Matters	2013	21	17	13	40	20	21	17	14	24	23	6	18	91			234
	2014	14	1	11	20	-	-	-	-	-	-	-	-	46	-49.5%	▼	46
Other	2013	5	2	1	1	2	2	1	-	1	4	6	1	9			26
	2014	1	2	3	1	-	-	-	-	-	-	-	-	7	-22.2%	▼	7
Other Criminally Related Matters	2013	-	2	2	1	3	1	1	1	2	-	-	-	5			13
	2014	2	-	-	2	-	-	-	-	-	-	-	-	4	-20.0%	▼	4
Probates/Wills and Trusts	2013	-	-	-	-	-	-	-	1	-	-	1	-	0			2
Uncontested Divorce	2013	2	-	1	2	4	-	-	1	3	6	2	5	5	0.0%	↔	26
	2014	2	4	-	2	-	-	-	-	-	-	-	-	8	60.0%	▲	8

Type of Court: Circuit
Locale/Circuit: Richmond County 15
Start/End Date: Jan-13 / Apr-14
Type of Case: Filings
AVG. Month: 51
2013 AVG Month: 53
2014 AVG Month: 43
Jan-Apr 2013: 205
Jan-Apr 2014: 171
Filings Trending: Downward ▼

D
a
s
h
b
o
a
r
d



	Jan	Feb	Mar	Apr	May	Jun	Jul	Aug	Sep	Oct	Nov	Dec	Thru Apr	% Change	Trending	Total
2013	53	55	47	50	53	43	74	25	39	113	45	43	205			640
2014	50	25	44	52	-	-	-	-	-	-	-	-	171	-16.6%	▼	171

		Jan	Feb	Mar	Apr	May	Jun	Jul	Aug	Sep	Oct	Nov	Dec	Thru Apr	% Change	Trending	Total
Contested Divorce	2013	-	-	2	1	3	-	2	-	-	2	-	1	3			11
	2014	-	-	-	1	-	-	-	-	-	-	-	-	1	-66.7%	▼	1
Domestic and Family - Level 1	2013	-	-	-	2	4	-	-	-	-	5	-	-	2			11
	2014	-	-	-	1	-	-	-	-	-	-	-	-	1	-50.0%	▼	1
Domestic and Family - Lev	2013	-	-	-	-	-	-	-	3	-	1	1	-	0			5
General Civil - Level 1	2013	-	-	1	-	-	-	-	-	-	-	-	1	1	0.0%	↔	2
General Civil - Level 2	2013	1	3	1	-	3	-	4	-	4	-	1	1	5			18
	2014	3	2	2	3	-	-	-	-	-	-	-	-	10	100.0%	▲	10
General Civil - Level 3	2013	3	1	-	1	2	2	1	2	-	3	1	-	5			16
	2014	-	1	-	2	-	-	-	-	-	-	-	-	3	-40.0%	▼	3
Miscellaneous	2013	24	26	19	11	13	7	14	6	7	15	13	11	80			166
	2014	11	14	13	18	-	-	-	-	-	-	-	-	56	-30.0%	▼	56
Misdemeanor	2013	7	2	3	8	4	6	6	2	2	17	9	2	20			68
	2014	4	-	2	5	-	-	-	-	-	-	-	-	11	-45.0%	▼	11
Non-Capital Felonies and Related Matters	2013	5	4	1	12	4	10	24	-	12	48	12	3	22			135
	2014	15	3	5	19	-	-	-	-	-	-	-	-	42	90.9%	▲	42
Other	2013	13	17	18	13	18	18	21	11	14	19	6	22	61			190
	2014	15	4	22	1	-	-	-	-	-	-	-	-	42	-31.1%	▼	42
Other Criminally Related Matters	2013	-	1	-	-	2	-	-	1	-	2	1	2	1			9
	2014	-	-	-	2	-	-	-	-	-	-	-	-	2	100.0%	▲	2
Uncontested Divorce	2013	-	1	2	2	-	-	2	-	-	1	1	-	5			9
	2014	2	1	-	-	-	-	-	-	-	-	-	-	3	-40.0%	▼	3

Type of Court: Circuit

Locale/Circuit: Spotsylvania 15

Start/End Date: Jan-13 / Apr-14

Type of Case: Filings

AVG. Month: 535

2013 AVG Month: 528

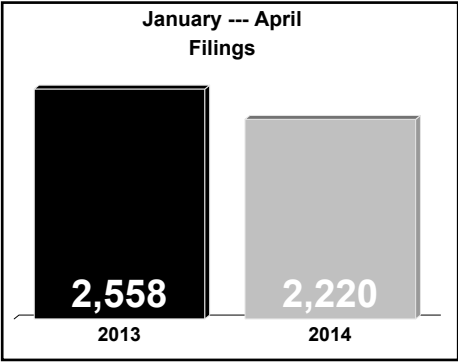
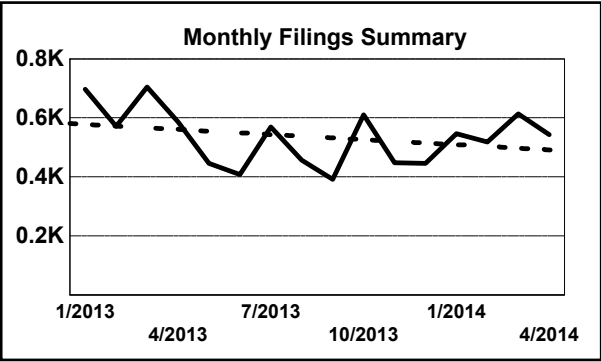
2014 AVG Month: 555

Jan-Apr 2013: 2,558

Jan-Apr 2014: 2,220

Filings Trending: Downward ▼

D
a
s
h
b
o
a
r
d

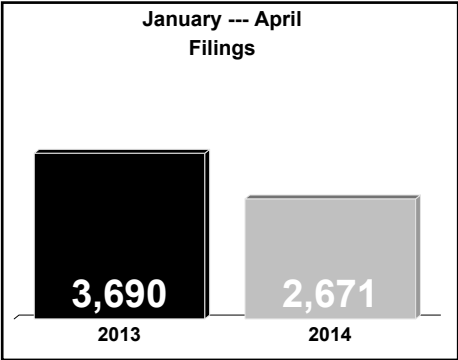
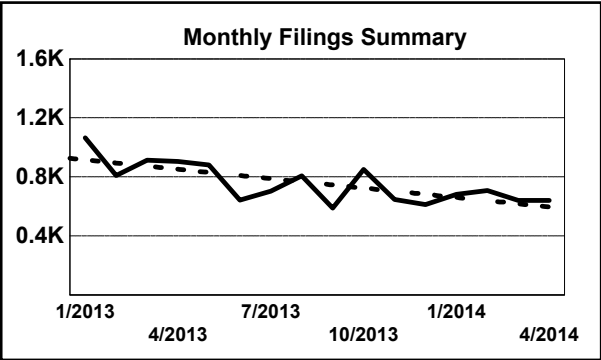


	Jan	Feb	Mar	Apr	May	Jun	Jul	Aug	Sep	Oct	Nov	Dec	Thru Apr	% Change	Trending	Total
2013	697	571	704	586	446	408	569	457	392	610	448	446	2,558			6,334
2014	546	518	613	543	-	-	-	-	-	-	-	-	2,220	-13.2%	▼	2,220

		Jan	Feb	Mar	Apr	May	Jun	Jul	Aug	Sep	Oct	Nov	Dec	Thru Apr	% Change	Trending	Total
Administrative Law	2013	-	-	1	-	3	1	1	1	-	-	-	-	1			7
Contested Divorce	2013	11	3	14	12	4	6	10	11	8	6	12	3	40			100
	2014	12	7	7	10	-	-	-	-	-	-	-	-	36	-10.0%	▼	36
Domestic and Family - Level 1	2013	29	14	15	7	12	21	33	33	6	29	5	5	65			209
	2014	16	10	31	28	-	-	-	-	-	-	-	-	85	30.8%	▲	85
Domestic and Family - Level 2	2013	5	2	6	2	3	6	3	7	3	5	1	4	15			47
	2014	5	5	3	3	-	-	-	-	-	-	-	-	16	6.7%	▲	16
General Civil - Level 1	2013	2	1	-	-	-	-	-	-	-	-	-	1	3			4
	2014	1	-	-	-	-	-	-	-	-	-	-	-	1	-66.7%	▼	1
General Civil - Level 2	2013	16	15	17	21	22	23	19	15	9	18	39	21	69			235
	2014	26	17	23	25	-	-	-	-	-	-	-	-	91	31.9%	▲	91
General Civil - Level 3	2013	3	4	6	7	4	11	5	4	7	11	9	5	20			76
	2014	9	11	10	7	-	-	-	-	-	-	-	-	37	85.0%	▲	37
Miscellaneous	2013	440	356	381	268	182	152	219	182	208	245	230	208	1,445			3,071
	2014	256	243	302	212	-	-	-	-	-	-	-	-	1,013	-29.9%	▼	1,013
Misdemeanor	2013	34	30	26	30	42	26	39	30	22	42	42	27	120			390
	2014	26	41	35	40	-	-	-	-	-	-	-	-	142	18.3%	▲	142
Non-Capital Felonies and Related Matters	2013	108	92	181	184	112	102	180	118	85	202	72	124	565			1,560
	2014	132	137	153	148	-	-	-	-	-	-	-	-	570	0.9%	▲	570
Other	2013	20	24	20	24	32	31	25	22	17	19	13	16	88			263
	2014	20	24	18	27	-	-	-	-	-	-	-	-	89	1.1%	▲	89
Other Criminally Related Matters	2013	5	7	6	4	3	5	8	2	4	8	9	4	22			65
	2014	4	3	1	6	-	-	-	-	-	-	-	-	14	-36.4%	▼	14
Probates/Wills and Trusts - Level 1	2013	-	-	-	-	-	-	-	-	-	-	-	1	0			1
	2014	1	1	-	2	-	-	-	-	-	-	-	-	4	0.0%	↔	4
Probates/Wills and Trusts - Level 2	2013	3	3	2	2	2	9	4	8	2	7	4	4	10			50
	2014	4	1	3	8	-	-	-	-	-	-	-	-	16	60.0%	▲	16
Uncontested Divorce	2013	21	20	29	25	25	15	23	24	21	18	12	23	95			256
	2014	34	18	27	27	-	-	-	-	-	-	-	-	106	11.6%	▲	106

Type of Court: Circuit
Locale/Circuit: Stafford 15
Start/End Date: Jan-13 / Apr-14
Type of Case: Filings
AVG. Month: 756
2013 AVG Month: 785
2014 AVG Month: 668
Jan-Apr 2013: 3,690
Jan-Apr 2014: 2,671
Filings Trending: Downward ▼

D
a
s
h
b
o
a
r
d

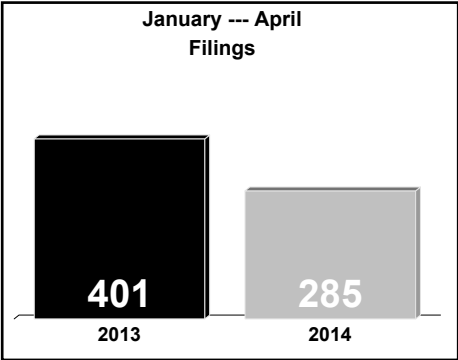
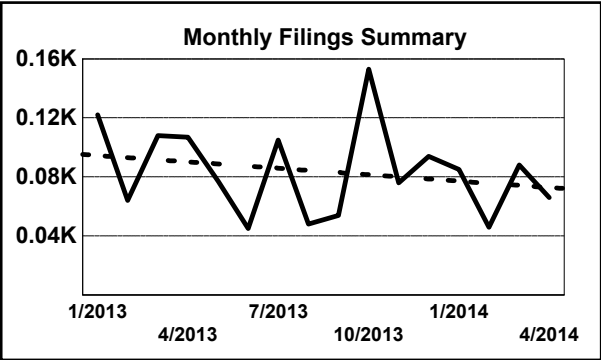


	Jan	Feb	Mar	Apr	May	Jun	Jul	Aug	Sep	Oct	Nov	Dec	Thru Apr	% Change	Trending	Total
2013	1,064	809	913	904	882	642	703	808	588	850	648	613	3,690			9,424
2014	682	708	640	641	-	-	-	-	-	-	-	-	2,671	-27.6%	▼	2,671

		Jan	Feb	Mar	Apr	May	Jun	Jul	Aug	Sep	Oct	Nov	Dec	Thru Apr	% Change	Trending	Total
Administrative Law	2013	-	-	2	-	1	1	4	2	-	3	-	2	2			15
	2014	1	-	-	5	-	-	-	-	-	-	-	-	6	200.0%	▲	6
Contested Divorce	2013	14	6	12	8	8	15	9	13	7	10	8	11	40			121
	2014	13	9	8	14	-	-	-	-	-	-	-	-	44	10.0%	▲	44
Domestic and Family - Level 1	2013	8	5	14	2	20	8	9	13	7	4	7	20	29			117
	2014	3	1	10	8	-	-	-	-	-	-	-	-	22	-24.1%	▼	22
Domestic and Family - Level 2	2013	4	2	3	5	9	9	7	5	7	3	2	9	14			65
	2014	5	2	4	3	-	-	-	-	-	-	-	-	14	0.0%	↔	14
General Civil - Level 1	2013	-	2	1	1	2	-	2	2	-	1	1	-	4			12
	2014	2	1	-	2	-	-	-	-	-	-	-	-	5	25.0%	▲	5
General Civil - Level 2	2013	13	21	24	12	26	9	24	16	19	25	36	26	70			251
	2014	21	13	19	15	-	-	-	-	-	-	-	-	68	-2.9%	▼	68
General Civil - Level 3	2013	10	6	11	9	9	11	9	13	5	15	8	7	36			113
	2014	10	16	8	12	-	-	-	-	-	-	-	-	46	27.8%	▲	46
Miscellaneous	2013	469	406	377	281	225	203	241	216	210	268	239	200	1,533			3,335
	2014	249	234	242	205	-	-	-	-	-	-	-	-	930	-39.3%	▼	930
Misdemeanor	2013	127	96	96	118	150	83	79	132	63	118	97	70	437			1,229
	2014	109	80	76	111	-	-	-	-	-	-	-	-	376	-14.0%	▼	376
Non-Capital Felonies and Related Matters	2013	366	233	339	407	391	260	263	362	226	362	213	235	1,345			3,657
	2014	236	309	228	224	-	-	-	-	-	-	-	-	997	-25.9%	▼	997
Other	2013	3	1	1	2	7	2	2	-	-	1	-	-	7			19
	2014	1	-	-	-	-	-	-	-	-	-	-	-	1	-85.7%	▼	1
Other Criminally Related Matters	2013	8	2	7	13	8	12	17	7	14	12	17	11	30			128
	2014	11	15	16	12	-	-	-	-	-	-	-	-	54	80.0%	▲	54
Probates/Wills and Trusts	2013	-	-	-	1	-	-	-	-	-	-	-	-	1			1
Probates/Wills and Trusts - Level 2	2013	5	3	1	7	4	4	2	-	1	1	2	1	16			31
	2014	2	2	2	3	-	-	-	-	-	-	-	-	9	-43.8%	▼	9
Uncontested Divorce	2013	37	26	25	38	22	25	35	27	29	27	18	21	126			330
	2014	19	26	27	27	-	-	-	-	-	-	-	-	99	-21.4%	▼	99

Type of Court: Circuit
Locale/Circuit: Westmoreland 15
Start/End Date: Jan-13 / Apr-14
Type of Case: Filings
AVG. Month: 84
2013 AVG Month: 88
2014 AVG Month: 71
Jan-Apr 2013: 401
Jan-Apr 2014: 285
Filings Trending: Downward ▼

D
a
s
h
b
o
a
r
d

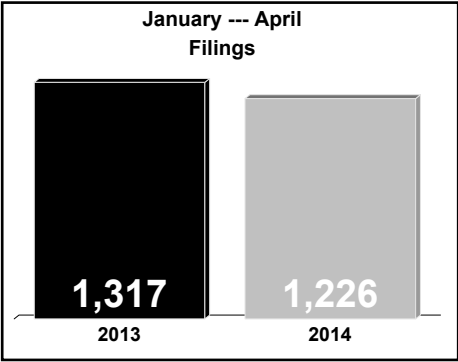
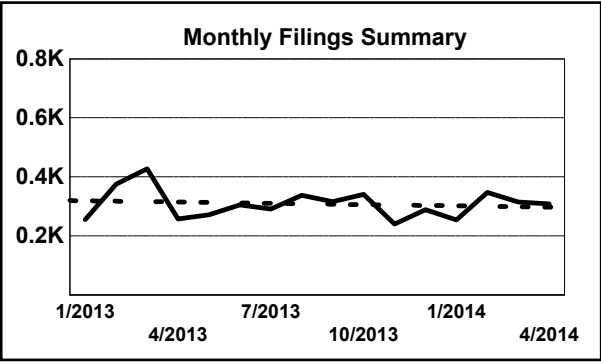


	Jan	Feb	Mar	Apr	May	Jun	Jul	Aug	Sep	Oct	Nov	Dec	Thru Apr	% Change	Trending	Total
2013	122	64	108	107	77	45	105	48	54	153	76	94	401			1,053
2014	85	46	88	66	-	-	-	-	-	-	-	-	285	-28.9%	▼	285

		Jan	Feb	Mar	Apr	May	Jun	Jul	Aug	Sep	Oct	Nov	Dec	Thru Apr	% Change	Trending	Total
Contested Divorce	2013	1	-	4	-	-	-	3	-	1	-	-	-	5			9
	2014	1	-	-	-	-	-	-	-	-	-	-	-	1	-80.0%	▼	1
Domestic and Family - Lev	2013	-	1	-	-	-	-	2	2	-	-	1	-	1			6
Domestic and Family - Level 2	2013	-	-	1	2	-	-	-	1	-	1	-	-	3			5
	2014	1	1	2	1	-	-	-	-	-	-	-	-	5	66.7%	▲	5
General Civil - Level 1	2013	-	-	-	-	-	-	-	1	-	-	-	-	0			1
	2014	1	1	1	-	-	-	-	-	-	-	-	-	3	0.0%	↔	3
General Civil - Level 2	2013	3	-	2	1	5	1	4	2	-	2	1	4	6			25
	2014	1	2	-	2	-	-	-	-	-	-	-	-	5	-16.7%	▼	5
General Civil - Level 3	2013	2	2	1	-	1	2	1	-	2	1	10	2	5			24
	2014	2	-	-	3	-	-	-	-	-	-	-	-	5	0.0%	↔	5
Miscellaneous	2013	53	51	37	35	19	17	10	22	18	18	31	13	176			324
	2014	32	23	38	31	-	-	-	-	-	-	-	-	124	-29.5%	▼	124
Misdemeanor	2013	15	2	5	14	10	5	7	10	10	7	12	13	36			110
	2014	9	10	4	8	-	-	-	-	-	-	-	-	31	-13.9%	▼	31
Non-Capital Felonies and Related Matters	2013	41	8	48	48	18	6	75	3	18	114	9	56	145			444
	2014	28	9	35	19	-	-	-	-	-	-	-	-	91	-37.2%	▼	91
Other	2013	2	-	-	-	1	1	-	-	4	-	1	2	2			11
Other Criminally Related Matters	2013	4	-	7	6	22	11	3	6	-	7	10	3	17			79
	2014	9	-	5	-	-	-	-	-	-	-	-	-	14	-17.6%	▼	14
Probates/Wills and Trusts	2013	-	-	-	-	-	1	-	-	-	-	-	-	0			1
Probates/Wills and Trusts - Level 2	2013	-	-	-	-	-	-	-	-	-	1	1	-	0	0.0%	↔	2
	2014	-	-	1	-	-	-	-	-	-	-	-	-	1	0.0%	↔	1
Uncontested Divorce	2013	1	-	3	1	1	1	-	1	1	2	-	1	5			12
	2014	1	-	2	2	-	-	-	-	-	-	-	-	5	0.0%	↔	5

Type of Court: Circuit
Locale/Circuit: Fredericksburg 15
Start/End Date: Jan-13 / Apr-14
Type of Case: Filings
AVG. Month: 308
2013 AVG Month: 309
2014 AVG Month: 307
Jan-Apr 2013: 1,317
Jan-Apr 2014: 1,226
Filings Trending: Downward ▼

D
a
s
h
b
o
a
r
d

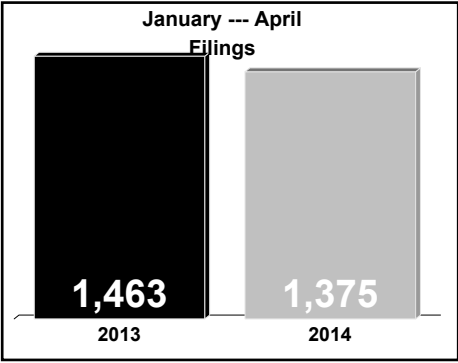
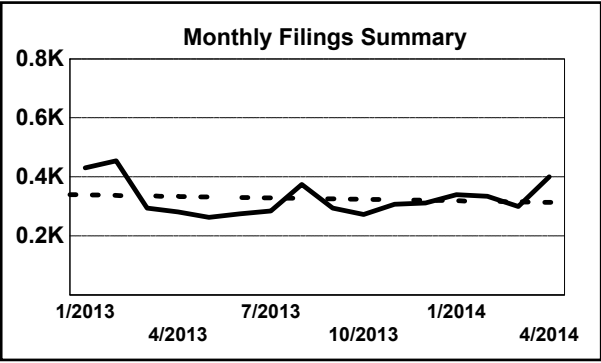


	Jan	Feb	Mar	Apr	May	Jun	Jul	Aug	Sep	Oct	Nov	Dec	Thru Apr	% Change	Trending	Total
2013	256	376	427	258	272	305	291	338	316	341	240	289	1,317			3,709
2014	254	348	315	309	-	-	-	-	-	-	-	-	1,226	-6.9%	▼	1,226

		Jan	Feb	Mar	Apr	May	Jun	Jul	Aug	Sep	Oct	Nov	Dec	Thru Apr	% Change	Trending	Total
Administrative Law	2013	-	1	2	2	-	-	-	3	-	-	-	1	5			9
Contested Divorce	2013	9	11	8	13	16	6	14	12	13	12	9	4	41			127
	2014	12	10	16	13	-	-	-	-	-	-	-	-	51	24.4%	▲	51
Domestic and Family - Level 1	2013	-	-	1	8	5	4	2	7	11	19	2	3	9			62
	2014	6	9	1	2	-	-	-	-	-	-	-	-	18	100.0%	▲	18
Domestic and Family - Level 2	2013	2	3	1	4	1	3	2	1	-	12	6	1	10			36
	2014	-	1	1	9	-	-	-	-	-	-	-	-	11	10.0%	▲	11
General Civil - Level 1	2013	-	2	2	2	-	-	-	1	-	-	-	-	6			7
	2014	3	1	-	2	-	-	-	-	-	-	-	-	6	0.0%	↔	6
General Civil - Level 2	2013	14	9	10	15	16	12	6	10	8	7	8	10	48			125
	2014	6	5	9	7	-	-	-	-	-	-	-	-	27	-43.8%	▼	27
General Civil - Level 3	2013	3	6	5	5	1	2	5	8	5	5	2	4	19			51
	2014	1	4	7	5	-	-	-	-	-	-	-	-	17	-10.5%	▼	17
Miscellaneous	2013	66	52	52	37	29	38	36	45	28	41	34	32	207			490
	2014	44	35	40	41	-	-	-	-	-	-	-	-	160	-22.7%	▼	160
Misdemeanor	2013	28	73	61	28	41	45	50	57	48	44	28	33	190			536
	2014	56	63	44	46	-	-	-	-	-	-	-	-	209	10.0%	▲	209
Non-Capital Felonies and Related Matters	2013	116	177	251	116	134	160	132	165	176	168	113	175	660			1,883
	2014	99	176	163	145	-	-	-	-	-	-	-	-	583	-11.7%	▼	583
Other	2013	1	2	-	-	-	1	1	2	3	3	-	-	3			13
	2014	1	1	-	2	-	-	-	-	-	-	-	-	4	33.3%	▲	4
Other Criminally Related Matters	2013	1	6	3	5	7	7	10	4	3	4	2	5	15			57
	2014	3	11	3	7	-	-	-	-	-	-	-	-	24	60.0%	▲	24
Probates/Wills and Trusts - Level 2	2013	-	1	-	-	1	-	-	1	1	1	-	1	1			6
	2014	1	1	1	-	-	-	-	-	-	-	-	-	3	200.0%	▲	3
Uncontested Divorce	2013	16	33	31	23	21	27	33	22	20	25	36	20	103			307
	2014	22	31	30	30	-	-	-	-	-	-	-	-	113	9.7%	▲	113

Type of Court: Circuit
Locale/Circuit: Albemarle 16
Start/End Date: Jan-13 / Apr-14
Type of Case: Filings
AVG. Month: 327
2013 AVG Month: 321
2014 AVG Month: 344
Jan-Apr 2013: 1,463
Jan-Apr 2014: 1,375
Filings Trending: Downward ▼

D
a
s
h
b
o
a
r
d

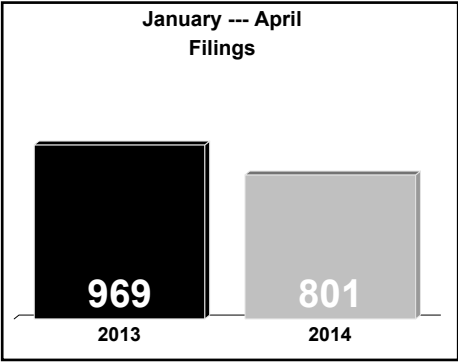
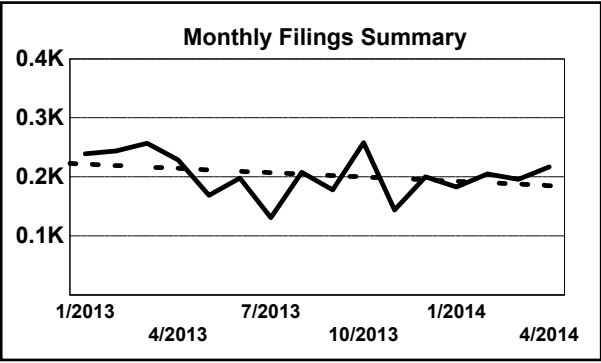


	Jan	Feb	Mar	Apr	May	Jun	Jul	Aug	Sep	Oct	Nov	Dec	Thru Apr	% Change	Trending	Total
2013	431	455	295	282	263	275	285	375	295	273	308	312	1,463			3,849
2014	340	334	300	401	-	-	-	-	-	-	-	-	1,375	-6.0%	▼	1,375

		Jan	Feb	Mar	Apr	May	Jun	Jul	Aug	Sep	Oct	Nov	Dec	Thru Apr	% Change	Trending	Total
Administrative Law	2013	1	-	1	-	-	-	-	-	-	-	-	-	2			2
Capital Murder	2014	-	-	-	1	-	-	-	-	-	-	-	-	1			1
Contested Divorce	2013	4	10	2	4	8	5	9	9	5	8	2	4	20			70
	2014	5	5	9	6	-	-	-	-	-	-	-	-	25	25.0%	▲	25
Domestic and Family - Level 1	2013	5	2	-	2	4	1	11	5	3	4	2	-	9			39
	2014	3	5	3	3	-	-	-	-	-	-	-	-	14	55.6%	▲	14
Domestic and Family - Level 2	2013	3	4	-	4	1	3	1	4	3	1	1	2	11			27
	2014	2	4	4	2	-	-	-	-	-	-	-	-	12	9.1%	▲	12
General Civil - Level 1	2013	3	3	1	-	3	5	-	2	2	1	1	2	7			23
	2014	-	-	1	1	-	-	-	-	-	-	-	-	2	-71.4%	▼	2
General Civil - Level 2	2013	56	29	40	21	30	28	12	47	53	28	46	33	146			423
	2014	26	40	23	39	-	-	-	-	-	-	-	-	128	-12.3%	▼	128
General Civil - Level 3	2013	2	4	4	3	2	7	4	3	6	8	8	5	13			56
	2014	18	13	6	3	-	-	-	-	-	-	-	-	40	207.7%	▲	40
Miscellaneous	2013	234	224	131	144	119	133	144	136	116	124	130	133	733			1,768
	2014	169	154	163	177	-	-	-	-	-	-	-	-	663	-9.5%	▼	663
Misdemeanor	2013	16	24	15	16	17	22	12	16	19	30	14	16	71			217
	2014	13	31	14	18	-	-	-	-	-	-	-	-	76	7.0%	▲	76
Non-Capital Felonies and Related Matters	2013	69	121	70	52	57	38	65	129	59	52	78	99	312			889
	2014	86	53	50	121	-	-	-	-	-	-	-	-	310	-0.6%	▼	310
Other	2013	9	17	8	8	4	9	9	3	8	3	1	4	42			83
	2014	2	2	3	8	-	-	-	-	-	-	-	-	15	-64.3%	▼	15
Other Criminally Related Matters	2013	11	-	2	2	-	1	2	1	2	2	7	4	15			34
	2014	1	-	5	4	-	-	-	-	-	-	-	-	10	-33.3%	▼	10
Probates/Wills and Trusts - Level 1	2013	-	-	-	-	-	-	-	1	-	1	-	-	0			2
	2014	1	-	-	-	-	-	-	-	-	-	-	-	1	0.0%	↔	1
Probates/Wills and Trusts - Level 2	2013	-	-	1	-	-	3	1	-	1	-	-	-	1			6
	2014	1	3	-	3	-	-	-	-	-	-	-	-	7	600.0%	▲	7
Protective Orders	2013	-	-	-	-	-	-	-	1	1	1	1	2	0			6
	2014	2	2	1	1	-	-	-	-	-	-	-	-	6	0.0%	↔	6
Uncontested Divorce	2013	18	17	20	26	18	20	15	18	17	10	17	8	81			204
	2014	11	22	18	14	-	-	-	-	-	-	-	-	65	-19.8%	▼	65

Type of Court: Circuit
Locale/Circuit: Culpeper 16
Start/End Date: Jan-13 / Apr-14
Type of Case: Filings
AVG. Month: 204
2013 AVG Month: 205
2014 AVG Month: 200
Jan-Apr 2013: 969
Jan-Apr 2014: 801
Filings Trending: Downward ▼

D
a
s
h
b
o
a
r
d



	Jan	Feb	Mar	Apr	May	Jun	Jul	Aug	Sep	Oct	Nov	Dec	Thru Apr	% Change	Trending	Total
2013	239	244	257	229	169	198	131	208	178	258	144	200	969			2,455
2014	183	205	196	217	-	-	-	-	-	-	-	-	801	-17.3%	▼	801

		Jan	Feb	Mar	Apr	May	Jun	Jul	Aug	Sep	Oct	Nov	Dec	Thru Apr	% Change	Trending	Total
Administrative Law	2013	1	-	1	1	-	-	-	-	-	-	-	-	3			3
	2014	-	1	-	-	-	-	-	-	-	-	-	-	1	-66.7%	▼	1
Contested Divorce	2013	2	8	4	10	1	2	4	4	2	4	2	1	24			44
	2014	5	6	5	4	-	-	-	-	-	-	-	-	20	-16.7%	▼	20
Domestic and Family - Level 1	2013	3	1	4	4	1	8	1	1	10	3	9	2	12			47
	2014	4	3	3	7	-	-	-	-	-	-	-	-	17	41.7%	▲	17
Domestic and Family - Level 2	2013	1	1	2	4	3	1	2	1	3	3	1	3	8			25
	2014	-	1	6	5	-	-	-	-	-	-	-	-	12	50.0%	▲	12
General Civil - Level 1	2013	1	-	-	1	-	2	-	-	-	-	-	1	2			5
	2014	8	6	7	7	7	5	4	5	7	7	8	8	28			79
General Civil - Level 2	2013	8	6	7	7	7	5	4	5	7	7	8	8	28			79
	2014	4	2	7	5	-	-	-	-	-	-	-	-	18	-35.7%	▼	18
General Civil - Level 3	2013	9	1	2	7	7	7	12	7	10	6	3	3	19			74
	2014	16	5	9	7	-	-	-	-	-	-	-	-	37	94.7%	▲	37
Miscellaneous	2013	163	120	121	96	79	76	58	72	74	75	71	76	500			1,081
	2014	82	92	99	94	-	-	-	-	-	-	-	-	367	-26.6%	▼	367
Misdemeanor	2013	6	17	10	20	12	17	6	29	23	26	9	21	53			196
	2014	15	20	16	25	-	-	-	-	-	-	-	-	76	43.4%	▲	76
Non-Capital Felonies and Related Matters	2013	30	74	91	53	40	68	22	69	30	119	26	77	248			699
	2014	41	57	37	53	-	-	-	-	-	-	-	-	188	-24.2%	▼	188
Other	2013	3	2	4	6	7	3	4	5	2	5	4	1	15			46
	2014	3	3	1	5	-	-	-	-	-	-	-	-	12	-20.0%	▼	12
Other Criminally Related Matters	2013	4	1	1	4	2	-	5	2	3	2	-	2	10			26
	2014	-	4	1	1	-	-	-	-	-	-	-	-	6	-40.0%	▼	6
Probates/Wills and Trusts - Level 1	2013	1	-	-	1	-	-	2	-	1	-	-	-	2			5
	2014	-	-	1	-	-	-	-	-	-	-	-	-	1	-50.0%	▼	1
Probates/Wills and Trusts - Level 2	2013	1	1	2	1	-	1	1	4	2	-	2	1	5			16
	2014	-	-	4	2	-	-	-	-	-	-	-	-	6	20.0%	▲	6
Uncontested Divorce	2013	6	12	8	14	10	8	10	9	11	8	9	4	40			109
	2014	13	11	7	9	-	-	-	-	-	-	-	-	40	0.0%	↔	40

Type of Court: Circuit

Locale/Circuit: Fluvanna 16

Start/End Date: Jan-13 / Apr-14

Type of Case: Filings

AVG. Month: 101

2013 AVG Month: 97

2014 AVG Month: 111

Jan-Apr 2013: 469

Jan-Apr 2014: 445

Filings Trending: Downward ▼

D

a

s

h

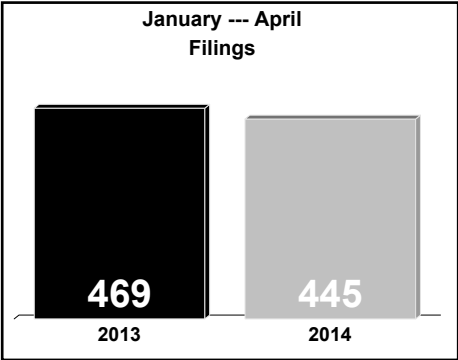
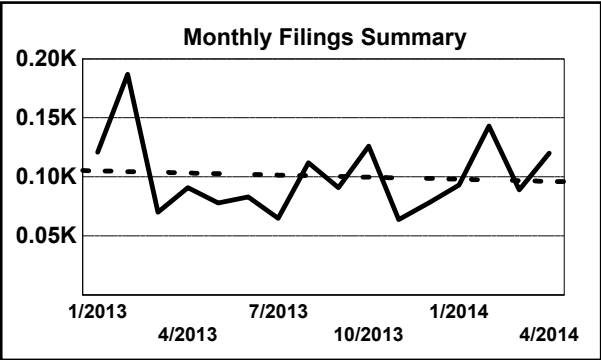
b

o

a

r

d



	Jan	Feb	Mar	Apr	May	Jun	Jul	Aug	Sep	Oct	Nov	Dec	Thru Apr	% Change	Trending	Total
2013	121	187	70	91	78	83	65	112	91	126	64	78	469			1,166
2014	93	143	89	120	-	-	-	-	-	-	-	-	445	-5.1%	▼	445

		Jan	Feb	Mar	Apr	May	Jun	Jul	Aug	Sep	Oct	Nov	Dec	Thru Apr	% Change	Trending	Total
Administrative Law	2013	-	-	-	-	-	-	-	-	1	-	-	1	0			2
Contested Divorce	2013	3	1	1	2	1	-	-	2	3	-	4	1	7	0.0%	↔	18
	2014	2	1	1	-	-	-	-	-	-	-	-	-	4	-42.9%	▼	4
Domestic and Family - Level 1	2013	-	2	-	1	-	3	-	1	1	-	-	2	3			10
	2014	4	1	1	-	-	-	-	-	-	-	-	-	6	100.0%	▲	6
Domestic and Family - Level 2	2013	4	3	-	3	1	-	-	2	4	1	1	-	10			19
	2014	2	1	1	1	-	-	-	-	-	-	-	-	5	-50.0%	▼	5
General Civil - Level 1	2013	-	-	-	-	-	-	1	-	-	-	-	-	0			1
General Civil - Level 2	2013	2	5	2	1	-	2	2	7	1	4	-	2	10	0.0%	↔	28
	2014	6	4	3	5	-	-	-	-	-	-	-	-	18	80.0%	▲	18
General Civil - Level 3	2013	1	-	-	2	5	1	2	1	5	-	1	-	3			18
	2014	2	2	4	1	-	-	-	-	-	-	-	-	9	200.0%	▲	9
Miscellaneous	2013	95	79	50	53	49	32	50	52	50	41	48	21	277			620
	2014	51	46	53	50	-	-	-	-	-	-	-	-	200	-27.8%	▼	200
Misdemeanor	2013	4	15	-	12	4	7	-	10	6	16	1	7	31			82
	2014	7	22	12	19	-	-	-	-	-	-	-	-	60	93.5%	▲	60
Non-Capital Felonies and Related Matters	2013	6	81	8	11	10	29	6	27	15	46	6	37	106			282
	2014	11	57	11	34	-	-	-	-	-	-	-	-	113	6.6%	▲	113
Other	2013	-	-	1	1	-	1	-	1	-	-	-	-	2			4
Other Criminally Related Matters	2013	1	-	-	4	5	4	-	1	-	11	-	3	5			29
	2014	5	3	-	6	-	-	-	-	-	-	-	-	14	180.0%	▲	14
Probates/Wills and Trusts - Level 2	2013	-	-	-	-	-	-	-	2	-	1	1	-	0			4
	2014	1	-	-	1	-	-	-	-	-	-	-	-	2	0.0%	↔	2
Protective Orders	2013	1	-	-	-	-	-	-	-	-	-	-	-	1			1
Uncontested Divorce	2013	4	1	8	1	3	4	4	6	5	6	2	4	14			48
	2014	2	6	3	3	-	-	-	-	-	-	-	-	14	0.0%	↔	14

Type of Court: Circuit

Locale/Circuit: Goochland 16

Start/End Date: Jan-13 / Apr-14

Type of Case: Filings

AVG. Month: 91

2013 AVG Month: 95

2014 AVG Month: 77

Jan-Apr 2013: 484

Jan-Apr 2014: 308

Filings Trending: Downward ▼

D

a

s

h

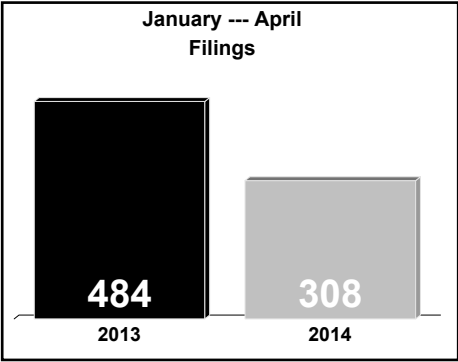
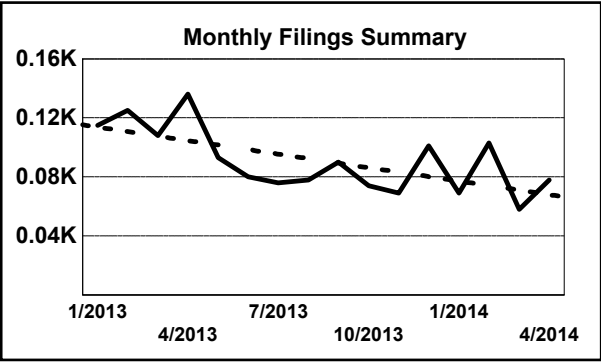
b

o

a

r

d

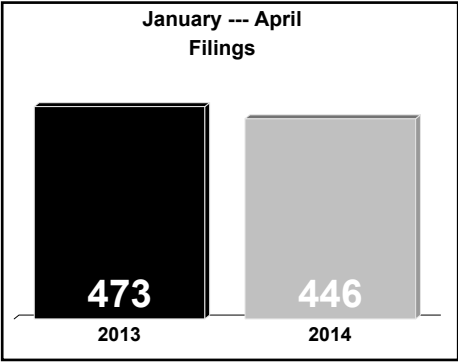
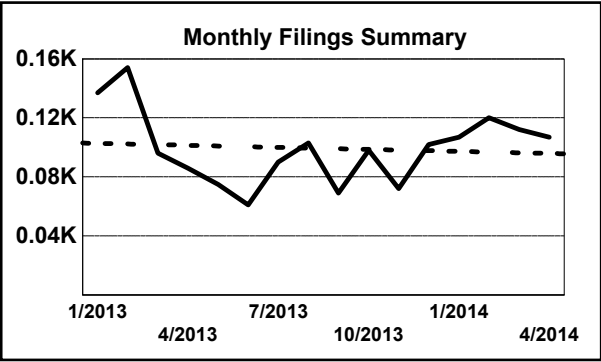


	Jan	Feb	Mar	Apr	May	Jun	Jul	Aug	Sep	Oct	Nov	Dec	Thru Apr	% Change	Trending	Total
2013	115	125	108	136	93	80	76	78	90	74	69	101	484			1,145
2014	69	103	58	78	-	-	-	-	-	-	-	-	308	-36.4%	▼	308

		Jan	Feb	Mar	Apr	May	Jun	Jul	Aug	Sep	Oct	Nov	Dec	Thru Apr	% Change	Trending	Total
Administrative Law	2013	-	-	-	-	-	-	2	-	1	-	-	-	0			3
Contested Divorce	2013	1	2	1	2	2	1	1	1	3	-	-	-	6	0.0%	↔	14
	2014	-	3	-	1	-	-	-	-	-	-	-	-	4	-33.3%	▼	4
Domestic and Family - Level 1	2013	1	1	6	1	-	2	3	3	-	1	4	1	9			23
	2014	2	-	1	-	-	-	-	-	-	-	-	-	3	-66.7%	▼	3
Domestic and Family - Level 2	2013	1	3	2	-	-	1	-	-	-	1	-	2	6			10
	2014	1	2	1	-	-	-	-	-	-	-	-	-	4	-33.3%	▼	4
General Civil - Level 1	2013	1	-	-	-	-	1	-	-	-	-	1	-	1			3
General Civil - Level 2	2013	5	5	1	2	4	2	2	2	6	2	3	2	13			36
	2014	2	-	2	5	-	-	-	-	-	-	-	-	9	-30.8%	▼	9
General Civil - Level 3	2013	1	3	5	1	-	-	-	4	1	1	-	-	10			16
	2014	2	1	1	1	-	-	-	-	-	-	-	-	5	-50.0%	▼	5
Miscellaneous	2013	85	84	63	48	59	32	38	36	55	35	48	51	280			634
	2014	50	40	36	42	-	-	-	-	-	-	-	-	168	-40.0%	▼	168
Misdemeanor	2013	9	7	15	13	10	14	15	6	12	15	7	24	44			147
	2014	3	16	9	8	-	-	-	-	-	-	-	-	36	-18.2%	▼	36
Non-Capital Felonies and Related Matters	2013	4	15	4	61	5	21	6	17	-	10	4	13	84			160
	2014	1	32	1	18	-	-	-	-	-	-	-	-	52	-38.1%	▼	52
Other	2013	1	2	2	3	3	1	1	2	1	2	1	-	8			19
	2014	3	1	3	-	-	-	-	-	-	-	-	-	7	-12.5%	▼	7
Other Criminally Related Matters	2013	4	-	3	2	7	4	2	1	4	1	1	2	9			31
	2014	-	4	1	-	-	-	-	-	-	-	-	-	5	-44.4%	▼	5
Probates/Wills and Trusts	2013	-	-	-	-	-	-	-	-	1	-	-	-	0			1
	2014	-	-	-	-	-	-	-	-	-	-	-	-	1	0.0%	↔	5
Uncontested Divorce	2013	2	3	5	3	3	1	5	6	4	5	-	6	13			43
	2014	5	4	3	3	-	-	-	-	-	-	-	-	15	15.4%	▲	15

Type of Court: Circuit
Locale/Circuit: Greene 16
Start/End Date: Jan-13 / Apr-14
Type of Case: Filings
AVG. Month: 99
2013 AVG Month: 95
2014 AVG Month: 112
Jan-Apr 2013: 473
Jan-Apr 2014: 446
Filings Trending: Downward ▼

D
a
s
h
b
o
a
r
d

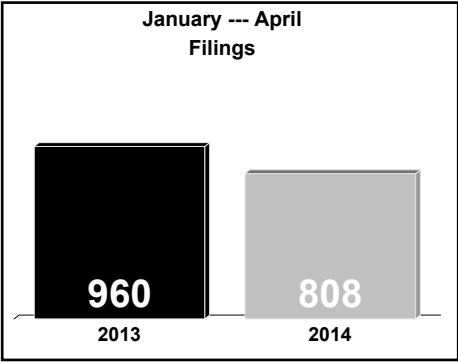
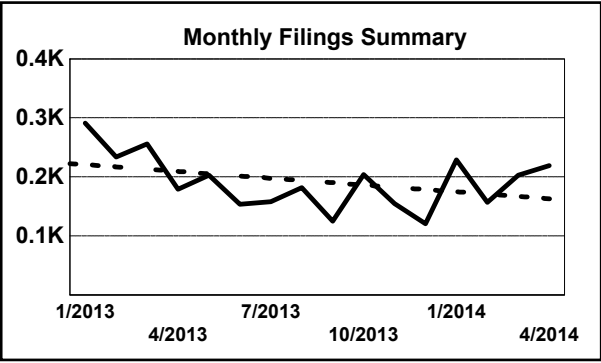


	Jan	Feb	Mar	Apr	May	Jun	Jul	Aug	Sep	Oct	Nov	Dec	Thru Apr	% Change	Trending	Total
2013	137	154	96	86	75	61	90	103	69	98	72	102	473			1,143
2014	107	120	112	107	-	-	-	-	-	-	-	-	446	-5.7%	▼	446

		Jan	Feb	Mar	Apr	May	Jun	Jul	Aug	Sep	Oct	Nov	Dec	Thru Apr	% Change	Trending	Total
Contested Divorce	2013	4	1	3	-	1	-	2	1	3	1	-	2	8			18
	2014	-	1	-	3	-	-	-	-	-	-	-	-	4	-50.0%	▼	4
Domestic and Family - Level 1	2013	-	1	2	-	-	-	1	-	-	1	2	-	3	0.0%	↔	7
	2014	-	2	1	-	-	-	-	-	-	-	-	-	3	0.0%	↔	3
Domestic and Family - Level 2	2013	-	1	1	1	1	1	-	1	-	2	2	1	3			11
	2014	2	2	1	-	-	-	-	-	-	-	-	-	5	66.7%	▲	5
General Civil - Level 2	2013	1	1	2	3	4	2	1	8	1	2	3	-	7			28
	2014	2	1	1	3	-	-	-	-	-	-	-	-	7	0.0%	↔	7
General Civil - Level 3	2013	-	1	2	1	1	1	5	2	1	1	-	-	4			15
	2014	1	-	1	-	-	-	-	-	-	-	-	-	2	-50.0%	▼	2
Miscellaneous	2013	102	111	59	38	45	25	33	48	45	53	46	60	310			665
	2014	53	91	68	55	-	-	-	-	-	-	-	-	267	-13.9%	▼	267
Misdemeanor	2013	2	5	9	8	1	8	5	4	-	7	4	7	24			60
	2014	6	7	7	20	-	-	-	-	-	-	-	-	40	66.7%	▲	40
Non-Capital Felonies and Related Matters	2013	18	18	12	18	8	11	33	24	8	21	10	18	66			199
	2014	30	3	27	15	-	-	-	-	-	-	-	-	75	13.6%	▲	75
Other	2013	7	11	5	11	8	5	7	9	6	6	1	6	34			82
	2014	7	9	4	3	-	-	-	-	-	-	-	-	23	-32.4%	▼	23
Other Criminally Related Matters	2013	2	1	-	-	1	5	2	2	1	2	3	2	3			21
	2014	1	1	2	2	-	-	-	-	-	-	-	-	6	100.0%	▲	6
Probates/Wills and Trusts - Level 2	2013	-	-	-	-	1	1	-	2	-	-	1	-	0			5
	2014	1	-	-	1	-	-	-	-	-	-	-	-	2	0.0%	↔	2
Uncontested Divorce	2013	1	3	1	6	4	2	1	2	4	2	-	6	11			32
	2014	4	3	-	5	-	-	-	-	-	-	-	-	12	9.1%	▲	12

Type of Court: Circuit
Locale/Circuit: Louisa 16
Start/End Date: Jan-13 / Apr-14
Type of Case: Filings
AVG. Month: 192
2013 AVG Month: 189
2014 AVG Month: 202
Jan-Apr 2013: 960
Jan-Apr 2014: 808
Filings Trending: Downward ▼

D
a
s
h
b
o
a
r
d

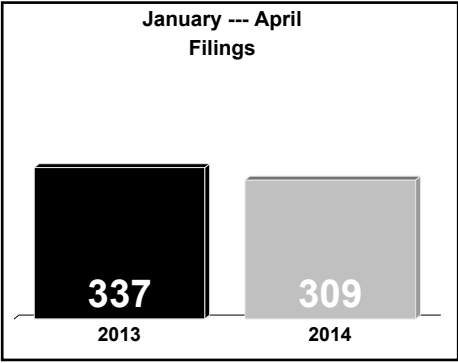
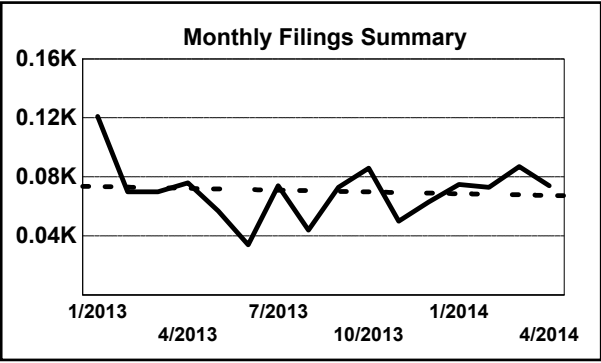


	Jan	Feb	Mar	Apr	May	Jun	Jul	Aug	Sep	Oct	Nov	Dec	Thru Apr	% Change	Trending	Total
2013	291	234	256	179	203	154	158	182	125	204	155	121	960			2,262
2014	229	157	203	219	-	-	-	-	-	-	-	-	808	-15.8%	▼	808

		Jan	Feb	Mar	Apr	May	Jun	Jul	Aug	Sep	Oct	Nov	Dec	Thru Apr	% Change	Trending	Total
Administrative Law	2013	-	-	-	-	1	-	1	-	-	1	-	-	0			3
Contested Divorce	2013	3	2	5	2	3	-	2	5	4	1	1	-	12	0.0%	↔	28
	2014	1	6	2	1	-	-	-	-	-	-	-	-	10	-16.7%	▼	10
Domestic and Family - Level 1	2013	2	2	2	1	-	-	5	-	-	1	-	3	7			16
	2014	-	6	-	1	-	-	-	-	-	-	-	-	7	0.0%	↔	7
Domestic and Family - Level 2	2013	1	6	-	2	2	2	3	4	-	6	2	-	9			28
	2014	1	4	1	3	-	-	-	-	-	-	-	-	9	0.0%	↔	9
General Civil - Level 1	2013	-	-	-	1	-	-	-	1	-	1	-	-	1			3
	2014	-	1	-	-	-	-	-	-	-	-	-	-	1	0.0%	↔	1
General Civil - Level 2	2013	1	4	4	6	2	6	7	4	9	5	7	9	15			64
	2014	11	6	3	4	-	-	-	-	-	-	-	-	24	60.0%	▲	24
General Civil - Level 3	2013	2	1	1	3	2	3	6	-	1	5	5	1	7			30
	2014	3	4	1	2	-	-	-	-	-	-	-	-	10	42.9%	▲	10
Miscellaneous	2013	134	136	119	67	71	49	57	63	55	77	72	55	456			955
	2014	91	71	74	76	-	-	-	-	-	-	-	-	312	-31.6%	▼	312
Misdemeanor	2013	38	17	12	18	12	34	19	21	9	24	9	7	85			220
	2014	29	12	16	22	-	-	-	-	-	-	-	-	79	-7.1%	▼	79
Non-Capital Felonies and Related Matters	2013	63	26	74	45	66	29	24	56	28	46	41	7	208			505
	2014	56	17	73	78	-	-	-	-	-	-	-	-	224	7.7%	▲	224
Other	2013	26	28	27	26	30	17	25	13	12	23	10	27	107			264
	2014	27	16	16	17	-	-	-	-	-	-	-	-	76	-29.0%	▼	76
Other Criminally Related Matters	2013	11	4	3	5	7	8	4	3	3	6	-	3	23			57
	2014	7	5	7	6	-	-	-	-	-	-	-	-	25	8.7%	▲	25
Probates/Wills and Trusts	2013	1	2	-	-	-	-	-	-	-	-	-	1	3			4
Probates/Wills and Trusts - Level 2	2013	2	-	-	-	-	-	1	1	1	1	2	2	2			9
	2014	-	-	-	1	-	-	-	-	-	-	-	-	1	-50.0%	▼	1
Uncontested Divorce	2013	7	6	9	3	7	6	5	11	3	7	6	6	25			76
	2014	3	9	10	8	-	-	-	-	-	-	-	-	30	20.0%	▲	30

Type of Court: Circuit
Locale/Circuit: Madison 16
Start/End Date: Jan-13 / Apr-14
Type of Case: Filings
AVG. Month: 70
2013 AVG Month: 68
2014 AVG Month: 77
Jan-Apr 2013: 337
Jan-Apr 2014: 309
Filings Trending: Downward ▼

D
a
s
h
b
o
a
r
d



	Jan	Feb	Mar	Apr	May	Jun	Jul	Aug	Sep	Oct	Nov	Dec	Thru Apr	% Change	Trending	Total
2013	121	70	70	76	57	34	74	44	73	86	50	63	337			818
2014	75	73	87	74	-	-	-	-	-	-	-	-	309	-8.3%	▼	309

		Jan	Feb	Mar	Apr	May	Jun	Jul	Aug	Sep	Oct	Nov	Dec	Thru Apr	% Change	Trending	Total
Contested Divorce	2013	3	-	-	2	2	-	-	-	-	-	1	-	5			8
	2014	-	-	-	1	-	-	-	-	-	-	-	-	1	-80.0%	▼	1
Domestic and Family - Lev	2013	1	-	1	2	-	-	-	3	1	-	-	5	4			13
Domestic and Family - Level 2	2013	-	-	-	1	-	-	-	1	1	2	-	1	1			6
	2014	1	-	-	1	-	-	-	-	-	-	-	-	2	100.0%	▲	2
General Civil - Level 1	2013	-	-	-	-	-	-	-	-	-	-	-	1	0			1
General Civil - Level 2	2013	3	3	-	4	3	1	1	-	2	-	-	2	10	0.0%	↔	19
	2014	1	-	-	2	-	-	-	-	-	-	-	-	3	-70.0%	▼	3
General Civil - Level 3	2013	-	-	-	4	1	1	-	-	-	2	-	1	4			9
	2014	-	1	-	-	-	-	-	-	-	-	-	-	1	-75.0%	▼	1
Miscellaneous	2013	75	42	49	45	27	12	33	20	33	41	35	28	211			440
	2014	50	31	49	42	-	-	-	-	-	-	-	-	172	-18.5%	▼	172
Misdemeanor	2013	-	4	2	5	4	3	5	9	10	7	2	3	11			54
	2014	2	7	1	4	-	-	-	-	-	-	-	-	14	27.3%	▲	14
Non-Capital Felonies and Related Matters	2013	8	4	3	6	4	7	18	3	13	21	4	2	21			93
	2014	11	11	27	8	-	-	-	-	-	-	-	-	57	171.4%	▲	57
Other	2013	24	15	15	6	14	10	12	6	9	10	5	13	60			139
	2014	8	16	9	7	-	-	-	-	-	-	-	-	40	-33.3%	▼	40
Other Criminally Related Matters	2013	4	-	-	-	-	-	2	1	1	2	-	3	4			13
	2014	-	2	-	1	-	-	-	-	-	-	-	-	3	-25.0%	▼	3
Probates/Wills and Trusts	2013	-	-	-	-	-	-	1	-	1	-	-	-	0			2
Probates/Wills and Trusts - Level 2	2013	-	1	-	-	-	-	-	-	-	1	1	-	1	0.0%	↔	3
	2014	-	-	1	-	-	-	-	-	-	-	-	-	1	0.0%	↔	1
Uncontested Divorce	2013	3	1	-	1	2	-	2	1	2	-	2	4	5			18
	2014	2	5	-	8	-	-	-	-	-	-	-	-	15	200.0%	▲	15

Type of Court: Circuit

Locale/Circuit: Orange 16

Start/End Date: Jan-13 / Apr-14

Type of Case: Filings

AVG. Month: 115

2013 AVG Month: 123

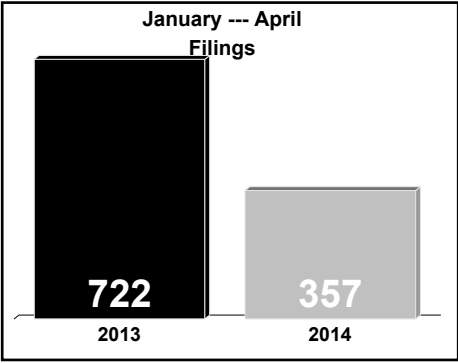
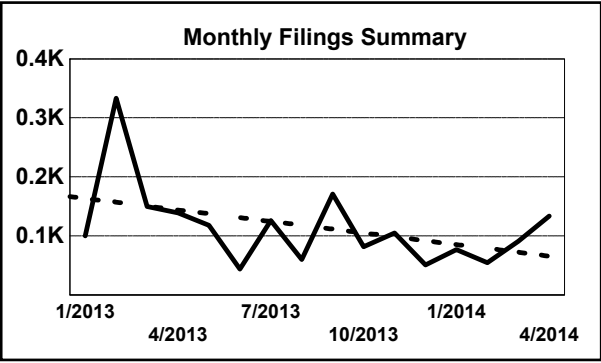
2014 AVG Month: 89

Jan-Apr 2013: 722

Jan-Apr 2014: 357

Filings Trending: Downward ▼

D
a
s
h
b
o
a
r
d

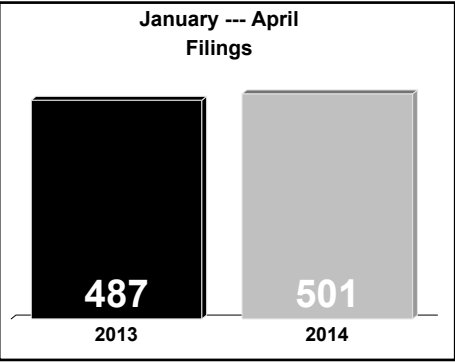
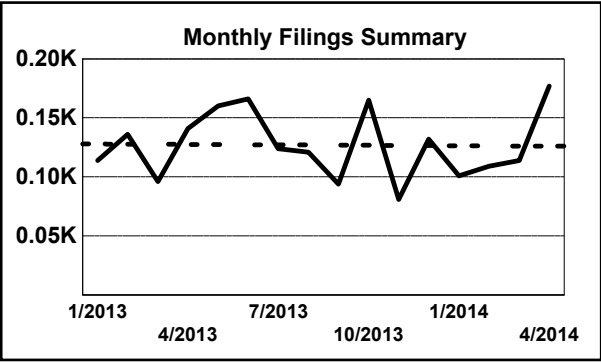


	Jan	Feb	Mar	Apr	May	Jun	Jul	Aug	Sep	Oct	Nov	Dec	Thru Apr	% Change	Trending	Total
2013	100	333	150	139	118	44	126	60	171	82	105	51	722			1,479
2014	77	55	91	134	-	-	-	-	-	-	-	-	357	-50.6%	▼	357

		Jan	Feb	Mar	Apr	May	Jun	Jul	Aug	Sep	Oct	Nov	Dec	Thru Apr	% Change	Trending	Total
Administrative Law	2013	1	-	-	-	-	-	-	-	1	-	1	-	1			3
	2014	-	1	2	1	-	-	-	-	-	-	-	-	4	300.0%	▲	4
Contested Divorce	2013	1	3	3	3	1	1	1	4	2	1	1	2	10	0.0%	↔	23
	2014	4	-	1	5	-	-	-	-	-	-	-	-	10	0.0%	↔	10
Domestic and Family - Level 1	2013	-	-	-	-	6	-	-	2	-	4	-	-	0			12
	2014	2	4	-	4	-	-	-	-	-	-	-	-	10	0.0%	↔	10
Domestic and Family - Level 2	2013	1	-	2	1	5	-	3	-	-	-	3	1	4			16
	2014	2	2	3	2	-	-	-	-	-	-	-	-	9	125.0%	▲	9
General Civil - Level 1	2013	-	1	-	-	-	-	-	-	-	2	1	-	1			4
	2014	6	-	5	9	5	2	6	4	7	4	2	5	20			55
General Civil - Level 2	2013	6	-	5	9	5	2	6	4	7	4	2	5	20			55
	2014	3	2	1	4	-	-	-	-	-	-	-	-	10	-50.0%	▼	10
General Civil - Level 3	2013	9	20	1	1	3	-	2	3	3	3	1	3	31			49
	2014	1	9	18	6	-	-	-	-	-	-	-	-	34	9.7%	▲	34
Miscellaneous	2013	31	254	63	102	7	10	10	13	12	6	9	5	450			522
	2014	6	12	16	15	-	-	-	-	-	-	-	-	49	-89.1%	▼	49
Misdemeanor	2013	2	5	21	1	17	2	12	8	17	7	11	-	29			103
	2014	7	3	8	11	-	-	-	-	-	-	-	-	29	0.0%	↔	29
Non-Capital Felonies and Related Matters	2013	38	45	34	17	64	17	82	16	121	39	69	24	134			566
	2014	39	14	33	76	-	-	-	-	-	-	-	-	162	20.9%	▲	162
Other	2013	-	1	6	2	1	4	3	2	3	6	1	1	9			30
	2014	2	-	1	-	-	-	-	-	-	-	-	-	3	-66.7%	▼	3
Other Criminally Related Matters	2013	3	-	1	-	2	-	1	4	-	3	-	-	4			14
	2014	3	-	-	4	-	-	-	-	-	-	-	-	7	75.0%	▲	7
Probates/Wills and Trusts	2013	-	-	-	-	-	-	1	-	-	-	-	-	0			1
Probates/Wills and Trusts - Level 2	2013	2	-	-	1	-	-	3	-	-	-	-	2	3	0.0%	↔	8
	2014	1	-	1	-	-	-	-	-	-	-	-	-	2	-33.3%	▼	2
Uncontested Divorce	2013	6	4	14	2	7	8	2	4	5	7	6	8	26			73
	2014	7	8	7	6	-	-	-	-	-	-	-	-	28	7.7%	▲	28

Type of Court: Circuit
Locale/Circuit: Charlottesville 16
Start/End Date: Jan-13 / Apr-14
Type of Case: Filings
AVG. Month: 127
2013 AVG Month: 128
2014 AVG Month: 125
Jan-Apr 2013: 487
Jan-Apr 2014: 501
Filings Trending: Upward ▲

D
a
s
h
b
o
a
r
d



	Jan	Feb	Mar	Apr	May	Jun	Jul	Aug	Sep	Oct	Nov	Dec	Thru Apr	% Change	Trending	Total
2013	114	136	96	141	160	166	124	121	94	165	81	132	487			1,530
2014	101	109	114	177	-	-	-	-	-	-	-	-	501	2.9%	▲	501

		Jan	Feb	Mar	Apr	May	Jun	Jul	Aug	Sep	Oct	Nov	Dec	Thru Apr	% Change	Trending	Total
Administrative Law	2013	-	-	-	-	-	-	-	-	1	-	-	1	0			2
	2014	-	1	-	-	-	-	-	-	-	-	-	-	1	0.0%	↔	1
Contested Divorce	2013	2	1	2	1	1	-	2	-	-	-	1	2	6			12
	2014	-	1	-	2	-	-	-	-	-	-	-	-	3	-50.0%	▼	3
Domestic and Family - Level 1	2013	1	2	1	2	5	1	5	3	4	2	1	3	6			30
	2014	5	-	6	2	-	-	-	-	-	-	-	-	13	116.7%	▲	13
Domestic and Family - Level 2	2013	2	-	-	2	-	-	-	2	1	1	1	1	4			10
	2014	1	2	1	1	-	-	-	-	-	-	-	-	5	25.0%	▲	5
General Civil - Level 1	2013	1	1	1	1	2	-	1	2	-	2	-	-	4			11
	2014	2	1	1	2	-	-	-	-	-	-	-	-	6	50.0%	▲	6
General Civil - Level 2	2013	7	7	13	7	9	9	9	11	9	11	9	9	34			110
	2014	10	13	8	13	-	-	-	-	-	-	-	-	44	29.4%	▲	44
General Civil - Level 3	2013	6	4	3	4	7	9	5	3	1	6	3	6	17			57
	2014	5	5	9	4	-	-	-	-	-	-	-	-	23	35.3%	▲	23
Miscellaneous	2013	42	41	19	25	37	18	14	20	26	24	17	27	127			310
	2014	17	18	28	25	-	-	-	-	-	-	-	-	88	-30.7%	▼	88
Misdemeanor	2013	7	7	11	6	8	19	14	11	12	13	6	15	31			129
	2014	15	8	6	18	-	-	-	-	-	-	-	-	47	51.6%	▲	47
Non-Capital Felonies and Related Matters	2013	39	70	40	88	83	105	69	65	37	100	35	68	237			799
	2014	41	58	50	102	-	-	-	-	-	-	-	-	251	5.9%	▲	251
Other	2013	1	-	-	-	-	-	-	-	-	-	1	-	1			2
Other Criminally Related Matters	2013	3	-	1	1	-	1	4	-	2	4	6	-	5			22
	2014	3	1	3	6	-	-	-	-	-	-	-	-	13	160.0%	▲	13
Probates/Wills and Trusts	2013	-	-	-	-	-	1	-	-	-	-	-	-	0			1
Probates/Wills and Trusts - Level 2	2013	-	-	2	2	-	-	-	2	-	2	-	-	4	0.0%	↔	8
	2014	-	-	1	1	-	-	-	-	-	-	-	-	2	-50.0%	▼	2
Uncontested Divorce	2013	3	3	3	2	8	3	1	2	1	-	1	-	11			27
	2014	2	1	1	1	-	-	-	-	-	-	-	-	5	-54.5%	▼	5

Type of Court: Circuit

Locale/Circuit: Arlington 17

Start/End Date: Jan-13 / Apr-14

Type of Case: Filings

AVG. Month: 742

2013 AVG Month: 729

2014 AVG Month: 782

Jan-Apr 2013: 3,212

Jan-Apr 2014: 3,128

Filings Trending: Downward ▼

D

a

s

h

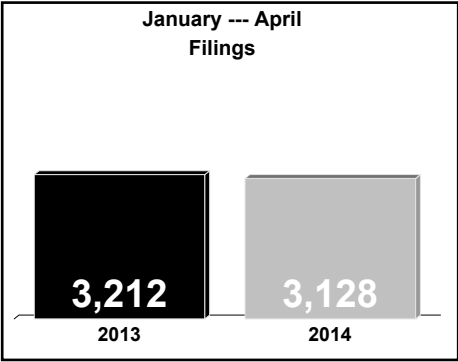
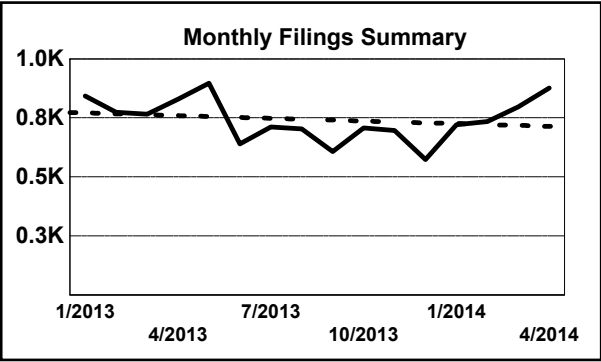
b

o

a

r

d



	Jan	Feb	Mar	Apr	May	Jun	Jul	Aug	Sep	Oct	Nov	Dec	Thru Apr	% Change	Trending	Total
2013	843	774	766	829	896	640	711	703	608	707	696	574	3,212			8,747
2014	721	735	796	876	-	-	-	-	-	-	-	-	3,128	-2.6%	▼	3,128

		Jan	Feb	Mar	Apr	May	Jun	Jul	Aug	Sep	Oct	Nov	Dec	Thru Apr	% Change	Trending	Total
Administrative Law	2013	-	-	-	4	2	-	-	-	-	2	3	1	4			12
	2014	-	1	-	2	-	-	-	-	-	-	-	-	3	-25.0%	▼	3
Capital Murder	2013	-	-	-	4	5	-	-	-	-	-	-	-	4			9
Contested Divorce	2013	9	9	8	8	14	12	6	9	8	6	6	9	34			104
	2014	11	8	17	12	-	-	-	-	-	-	-	-	48	41.2%	▲	48
Domestic and Family - Level 1	2013	9	6	8	1	9	15	13	4	8	8	7	5	24			93
	2014	2	6	2	5	-	-	-	-	-	-	-	-	15	-37.5%	▼	15
Domestic and Family - Level 2	2013	2	4	1	5	5	4	3	4	3	11	5	5	12			52
	2014	5	8	6	7	-	-	-	-	-	-	-	-	26	116.7%	▲	26
General Civil - Level 1	2013	3	1	2	1	3	-	1	4	2	-	3	3	7			23
	2014	2	1	-	-	-	-	-	-	-	-	-	-	3	-57.1%	▼	3
General Civil - Level 2	2013	37	41	39	31	39	33	37	44	37	26	37	30	148			431
	2014	36	38	32	47	-	-	-	-	-	-	-	-	153	3.4%	▲	153
General Civil - Level 3	2013	15	15	22	16	21	10	9	14	16	7	6	13	68			164
	2014	8	6	13	6	-	-	-	-	-	-	-	-	33	-51.5%	▼	33
Miscellaneous	2013	263	234	196	167	163	148	154	169	114	165	141	128	860			2,042
	2014	154	140	168	160	-	-	-	-	-	-	-	-	622	-27.7%	▼	622
Misdemeanor	2013	57	47	58	94	66	31	43	53	47	68	33	40	256			637
	2014	52	71	67	72	-	-	-	-	-	-	-	-	262	2.3%	▲	262
Non-Capital Felonies and Related Matters	2013	286	274	272	308	374	227	206	210	172	192	209	159	1,140			2,889
	2014	205	216	270	291	-	-	-	-	-	-	-	-	982	-13.9%	▼	982
Other	2013	99	83	88	103	99	101	119	114	132	140	147	105	373			1,330
	2014	131	117	142	182	-	-	-	-	-	-	-	-	572	53.4%	▲	572
Other Criminally Related Matters	2013	38	31	35	55	44	28	78	43	42	48	69	51	159			562
	2014	72	78	27	54	-	-	-	-	-	-	-	-	231	45.3%	▲	231
Probates/Wills and Trusts - Level 1	2013	1	-	1	-	-	-	3	1	3	-	1	-	2			10
	2014	2	4	2	2	-	-	-	-	-	-	-	-	10	400.0%	▲	10
Probates/Wills and Trusts - Level 2	2013	7	6	8	4	10	4	8	7	3	9	6	6	25			78
	2014	10	7	8	8	-	-	-	-	-	-	-	-	33	32.0%	▲	33
Protective Orders	2013	-	-	2	-	1	1	-	-	-	1	-	-	2			5
	2014	-	1	2	-	-	-	-	-	-	-	-	-	3	50.0%	▲	3
Uncontested Divorce	2013	17	23	26	28	41	26	31	27	21	24	23	19	94			306
	2014	31	33	40	28	-	-	-	-	-	-	-	-	132	40.4%	▲	132

Type of Court: Circuit

Locale/Circuit: Fauquier 20

Start/End Date: Jan-13 / Apr-14

Type of Case: Filings

AVG. Month: 340

2013 AVG Month: 353

2014 AVG Month: 302

Jan-Apr 2013: 1,750

Jan-Apr 2014: 1,209

Filings Trending: Downward ▼

D

a

s

h

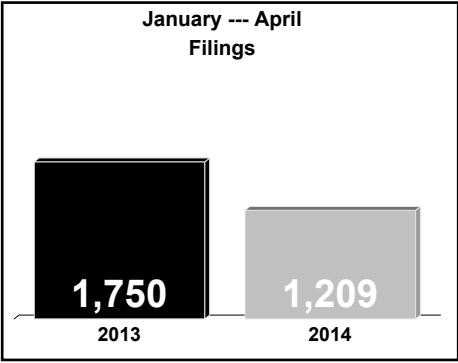
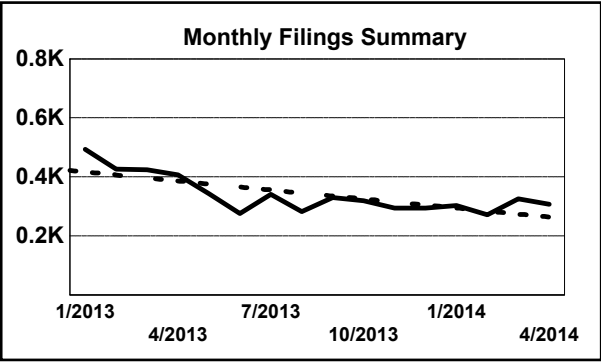
b

o

a

r

d



	Jan	Feb	Mar	Apr	May	Jun	Jul	Aug	Sep	Oct	Nov	Dec	Thru Apr	% Change	Trending	Total
2013	493	426	424	407	343	276	341	283	330	319	295	294	1,750			4,231
2014	303	272	326	308	-	-	-	-	-	-	-	-	1,209	-30.9%	▼	1,209

		Jan	Feb	Mar	Apr	May	Jun	Jul	Aug	Sep	Oct	Nov	Dec	Thru Apr	% Change	Trending	Total
Administrative Law	2013	-	-	-	3	-	-	1	-	1	-	1	-	3			6
	2014	1	-	1	-	-	-	-	-	-	-	-	-	2	-33.3%	▼	2
Contested Divorce	2013	6	5	7	4	8	8	3	6	5	10	2	1	22			65
	2014	5	5	10	5	-	-	-	-	-	-	-	-	25	13.6%	▲	25
Domestic and Family - Level 1	2013	3	2	2	-	8	1	1	3	3	3	2	2	7			30
	2014	-	1	3	8	-	-	-	-	-	-	-	-	12	71.4%	▲	12
Domestic and Family - Level 2	2013	-	2	1	3	-	4	4	5	4	3	1	-	6			27
	2014	2	1	2	1	-	-	-	-	-	-	-	-	6	0.0%	↔	6
General Civil - Level 1	2013	-	-	1	1	1	1	2	-	1	-	1	-	2			8
	2014	-	2	-	2	-	-	-	-	-	-	-	-	4	100.0%	▲	4
General Civil - Level 2	2013	14	15	11	24	24	10	14	16	17	13	15	18	64			191
	2014	12	5	9	17	-	-	-	-	-	-	-	-	43	-32.8%	▼	43
General Civil - Level 3	2013	9	2	6	3	8	2	3	5	10	6	6	7	20			67
	2014	3	4	9	4	-	-	-	-	-	-	-	-	20	0.0%	↔	20
Miscellaneous	2013	312	264	243	186	131	109	111	105	116	145	124	158	1,005			2,004
	2014	148	113	149	133	-	-	-	-	-	-	-	-	543	-46.0%	▼	543
Misdemeanor	2013	34	16	18	33	15	18	33	23	31	17	26	19	101			283
	2014	16	25	27	24	-	-	-	-	-	-	-	-	92	-8.9%	▼	92
Non-Capital Felonies and Related Matters	2013	58	52	95	87	87	55	104	59	89	55	78	36	292			855
	2014	67	56	62	51	-	-	-	-	-	-	-	-	236	-19.2%	▼	236
Other	2013	34	40	27	40	44	45	43	43	32	44	24	43	141			459
	2014	31	38	31	43	-	-	-	-	-	-	-	-	143	1.4%	▲	143
Other Criminally Related Matters	2013	6	6	1	1	5	6	5	6	4	4	2	-	14			46
	2014	3	5	8	6	-	-	-	-	-	-	-	-	22	57.1%	▲	22
Probates/Wills and Trusts - Level 1	2013	-	1	-	-	-	1	-	-	1	-	-	-	1			3
	2014	-	1	-	1	-	-	-	-	-	-	-	-	2	100.0%	▲	2
Probates/Wills and Trusts - Level 2	2013	-	2	-	1	-	2	2	1	1	1	-	-	3			10
	2014	-	2	2	2	-	-	-	-	-	-	-	-	6	100.0%	▲	6
Protective Orders	2013	4	2	3	-	2	-	3	2	-	1	-	2	9			19
	2014	1	-	-	-	-	-	-	-	-	-	-	-	1	-88.9%	▼	1
Uncontested Divorce	2013	13	17	9	21	10	14	12	9	15	17	13	8	60			158
	2014	14	14	13	11	-	-	-	-	-	-	-	-	52	-13.3%	▼	52

Type of Court: Circuit

Locale/Circuit: Loudoun 20

Start/End Date: Jan-13 / Apr-14

Type of Case: Filings

AVG. Month: 866

2013 AVG Month: 884

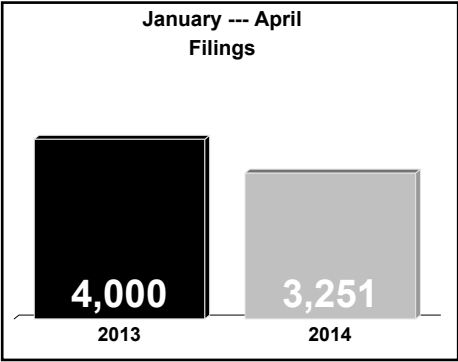
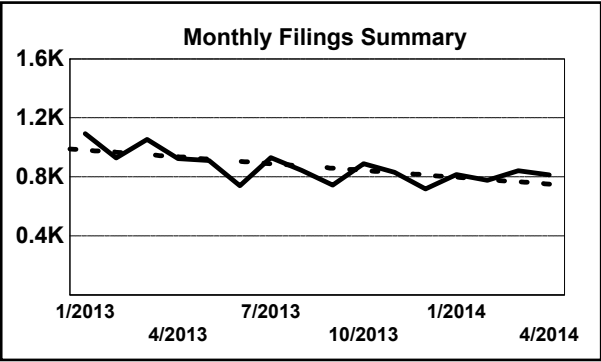
2014 AVG Month: 813

Jan-Apr 2013: 4,000

Jan-Apr 2014: 3,251

Filings Trending: Downward ▼

D
a
s
h
b
o
a
r
d



	Jan	Feb	Mar	Apr	May	Jun	Jul	Aug	Sep	Oct	Nov	Dec	Thru Apr	% Change	Trending	Total
2013	1,092	928	1,055	925	912	741	930	844	745	889	832	718	4,000			10,611
2014	817	778	841	815	-	-	-	-	-	-	-	-	3,251	-18.7%	▼	3,251

		Jan	Feb	Mar	Apr	May	Jun	Jul	Aug	Sep	Oct	Nov	Dec	Thru Apr	% Change	Trending	Total
Administrative Law	2013	4	3	-	4	1	1	2	1	2	2	-	1	11			21
	2014	4	2	1	-	-	-	-	-	-	-	-	-	7	-36.4%	▼	7
Capital Murder	2013	-	-	-	-	2	-	-	-	-	-	-	-	0			2
Contested Divorce	2013	17	23	24	17	16	12	22	23	18	24	19	15	81	0.0%	↔	230
	2014	30	14	21	22	-	-	-	-	-	-	-	-	87	7.4%	▲	87
Domestic and Family - Level 1	2013	12	20	11	24	24	9	12	21	5	7	16	17	67			178
	2014	19	9	26	10	-	-	-	-	-	-	-	-	64	-4.5%	▼	64
Domestic and Family - Level 2	2013	14	8	16	9	13	13	7	6	11	12	15	10	47			134
	2014	11	9	13	17	-	-	-	-	-	-	-	-	50	6.4%	▲	50
General Civil - Level 1	2013	3	-	5	2	1	1	1	1	-	-	2	1	10			17
	2014	2	1	1	3	-	-	-	-	-	-	-	-	7	-30.0%	▼	7
General Civil - Level 2	2013	37	42	52	47	38	30	51	47	33	63	36	48	178			524
	2014	50	40	37	56	-	-	-	-	-	-	-	-	183	2.8%	▲	183
General Civil - Level 3	2013	29	23	38	27	30	28	23	31	29	24	29	29	117			340
	2014	18	21	26	35	-	-	-	-	-	-	-	-	100	-14.5%	▼	100
Miscellaneous	2013	742	560	577	503	451	352	448	383	386	420	414	391	2,382			5,627
	2014	450	391	444	413	-	-	-	-	-	-	-	-	1,698	-28.7%	▼	1,698
Misdemeanor	2013	48	31	36	30	43	40	42	46	44	37	57	29	145			483
	2014	45	45	55	28	-	-	-	-	-	-	-	-	173	19.3%	▲	173
Non-Capital Felonies and Related Matters	2013	87	64	118	113	157	108	154	127	100	136	120	72	382			1,356
	2014	86	157	79	108	-	-	-	-	-	-	-	-	430	12.6%	▲	430
Other	2013	36	45	44	37	36	50	44	47	30	34	37	31	162			471
	2014	21	18	17	15	-	-	-	-	-	-	-	-	71	-56.2%	▼	71
Other Criminally Related Matters	2013	18	44	52	36	23	31	49	27	25	62	41	24	150			432
	2014	19	17	34	44	-	-	-	-	-	-	-	-	114	-24.0%	▼	114
Probates/Wills and Trusts	2013	-	1	-	-	-	1	1	-	1	1	1	1	1			7
Probates/Wills and Trusts - Level 2	2013	4	5	15	9	12	10	16	8	7	6	4	8	33			104
	2014	8	4	11	7	-	-	-	-	-	-	-	-	30	-9.1%	▼	30
Uncontested Divorce	2013	41	59	67	67	65	55	58	76	54	61	41	41	234			685
	2014	54	50	76	57	-	-	-	-	-	-	-	-	237	1.3%	▲	237

Type of Court: Circuit

Locale/Circuit: Rappahannock 20

Start/End Date: Jan-13 / Apr-14

Type of Case: Filings

AVG. Month: 43

2013 AVG Month: 45

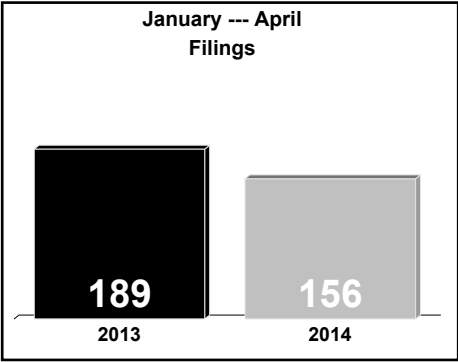
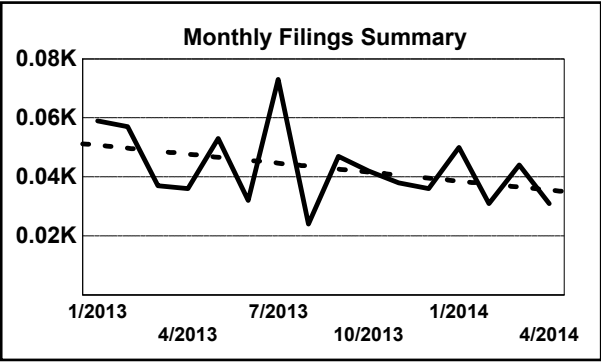
2014 AVG Month: 39

Jan-Apr 2013: 189

Jan-Apr 2014: 156

Filings Trending: Downward ▼

D
a
s
h
b
o
a
r
d



	Jan	Feb	Mar	Apr	May	Jun	Jul	Aug	Sep	Oct	Nov	Dec	Thru Apr	% Change	Trending	Total
2013	59	57	37	36	53	32	73	24	47	42	38	36	189			534
2014	50	31	44	31	-	-	-	-	-	-	-	-	156	-17.5%	▼	156

		Jan	Feb	Mar	Apr	May	Jun	Jul	Aug	Sep	Oct	Nov	Dec	Thru Apr	% Change	Trending	Total
Administrative Law	2013	-	-	-	-	-	-	-	-	-	-	1	-	0			1
Contested Divorce	2013	2	1	-	1	-	2	1	-	-	-	1	-	4	0.0%	↔	8
	2014	1	-	-	1	-	-	-	-	-	-	-	-	2	-50.0%	▼	2
Domestic and Family - Level 1	2013	-	3	1	-	-	-	6	1	-	1	-	-	4			12
	2014	1	-	-	-	-	-	-	-	-	-	-	-	1	-75.0%	▼	1
General Civil - Level 1	2013	-	-	-	-	-	-	1	-	-	-	-	-	0			1
General Civil - Level 2	2013	-	6	1	-	4	-	3	1	2	-	1	1	7	0.0%	↔	19
	2014	2	-	-	3	-	-	-	-	-	-	-	-	5	-28.6%	▼	5
General Civil - Level 3	2013	-	1	1	2	2	3	1	-	1	-	1	2	4			14
Miscellaneous	2013	36	30	9	17	20	6	14	10	12	15	11	11	92			191
	2014	15	18	19	20	-	-	-	-	-	-	-	-	72	-21.7%	▼	72
Misdemeanor	2013	4	4	4	3	6	3	1	2	2	9	2	5	15			45
	2014	3	3	3	5	-	-	-	-	-	-	-	-	14	-6.7%	▼	14
Non-Capital Felonies and Related Matters	2013	5	2	5	-	6	9	40	-	19	3	5	3	12			97
	2014	8	1	9	1	-	-	-	-	-	-	-	-	19	58.3%	▲	19
Other	2013	10	10	14	7	12	8	6	8	10	11	16	12	41			124
	2014	20	8	12	1	-	-	-	-	-	-	-	-	41	0.0%	↔	41
Other Criminally Related Matters	2013	1	-	1	4	1	1	-	-	1	-	-	1	6			10
	2014	-	1	-	-	-	-	-	-	-	-	-	-	1	-83.3%	▼	1
Probates/Wills and Trusts	2013	-	-	-	1	-	-	-	1	-	-	-	-	1			2
Uncontested Divorce	2013	1	-	1	1	2	-	-	1	-	3	-	1	3			10
	2014	-	-	1	-	-	-	-	-	-	-	-	-	1	-66.7%	▼	1

Type of Court: Circuit

Locale/Circuit: Henry 21

Start/End Date: Jan-13 / Apr-14

Type of Case: Filings

AVG. Month: 310

2013 AVG Month: 297

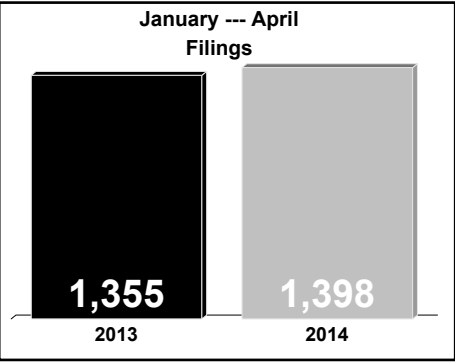
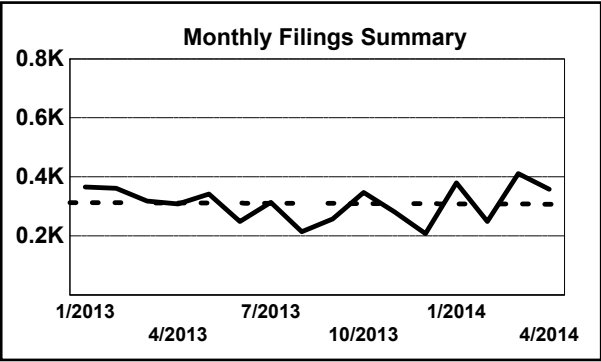
2014 AVG Month: 350

Jan-Apr 2013: 1,355

Jan-Apr 2014: 1,398

Filings Trending: Upward ▲

D
a
s
h
b
o
a
r
d



	Jan	Feb	Mar	Apr	May	Jun	Jul	Aug	Sep	Oct	Nov	Dec	Thru Apr	% Change	Trending	Total
2013	366	362	318	309	342	249	314	214	258	348	281	208	1,355			3,569
2014	380	249	411	358	-	-	-	-	-	-	-	-	1,398	3.2%	▲	1,398

		Jan	Feb	Mar	Apr	May	Jun	Jul	Aug	Sep	Oct	Nov	Dec	Thru Apr	% Change	Trending	Total
Administrative Law	2013	-	-	-	-	-	-	-	-	-	-	1	-	0			1
	2014	-	2	-	-	-	-	-	-	-	-	-	-	2	0.0%	↔	2
Contested Divorce	2013	3	3	9	5	2	4	6	3	8	7	5	5	20			60
	2014	7	10	10	4	-	-	-	-	-	-	-	-	31	55.0%	▲	31
Domestic and Family - Level 1	2013	5	3	-	2	2	6	6	3	5	4	3	4	10			43
	2014	13	1	5	6	-	-	-	-	-	-	-	-	25	150.0%	▲	25
Domestic and Family - Level 2	2013	5	4	1	1	2	3	5	-	3	1	-	-	11			25
	2014	1	-	-	2	-	-	-	-	-	-	-	-	3	-72.7%	▼	3
General Civil - Level 1	2013	2	-	1	2	-	-	-	2	-	1	1	1	5			10
	2014	2	-	-	-	-	-	-	-	-	-	-	-	2	-60.0%	▼	2
General Civil - Level 2	2013	3	7	6	5	9	6	8	10	6	10	1	5	21			76
	2014	6	3	7	6	-	-	-	-	-	-	-	-	22	4.8%	▲	22
General Civil - Level 3	2013	-	3	4	3	2	5	3	3	1	3	10	8	10			45
	2014	6	4	17	9	-	-	-	-	-	-	-	-	36	260.0%	▲	36
Miscellaneous	2013	184	159	52	132	144	112	64	63	85	81	43	43	527			1,162
	2014	132	97	118	111	-	-	-	-	-	-	-	-	458	-13.1%	▼	458
Misdemeanor	2013	44	44	37	42	34	36	45	32	40	50	28	44	167			476
	2014	36	39	35	54	-	-	-	-	-	-	-	-	164	-1.8%	▼	164
Non-Capital Felonies and Related Matters	2013	77	96	155	75	110	56	87	64	75	71	152	47	403			1,065
	2014	139	56	122	72	-	-	-	-	-	-	-	-	389	-3.5%	▼	389
Other	2013	31	14	19	14	16	7	70	10	21	97	17	21	78			337
	2014	16	24	67	73	-	-	-	-	-	-	-	-	180	130.8%	▲	180
Other Criminally Related Matters	2013	4	7	4	8	7	5	2	9	1	9	9	17	23			82
	2014	11	1	7	8	-	-	-	-	-	-	-	-	27	17.4%	▲	27
Probates/Wills and Trusts - Level 1	2013	-	2	-	1	1	-	-	-	-	-	-	-	3			4
	2014	1	-	-	-	-	-	-	-	-	-	-	-	1	-66.7%	▼	1
Probates/Wills and Trusts - Level 2	2013	-	-	1	2	-	-	-	2	1	1	2	2	3			11
	2014	1	1	3	1	-	-	-	-	-	-	-	-	6	100.0%	▲	6
Protective Orders	2013	-	1	-	-	-	-	-	-	-	-	-	-	1			1
Uncontested Divorce	2013	8	19	29	17	13	9	18	13	12	13	9	11	73			171
	2014	9	11	20	12	-	-	-	-	-	-	-	-	52	-28.8%	▼	52

Type of Court: Circuit

Locale/Circuit: Patrick 21

Start/End Date: Jan-13 / Apr-14

Type of Case: Filings

AVG. Month: 127

2013 AVG Month: 117

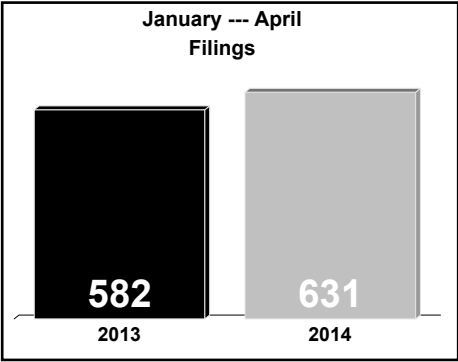
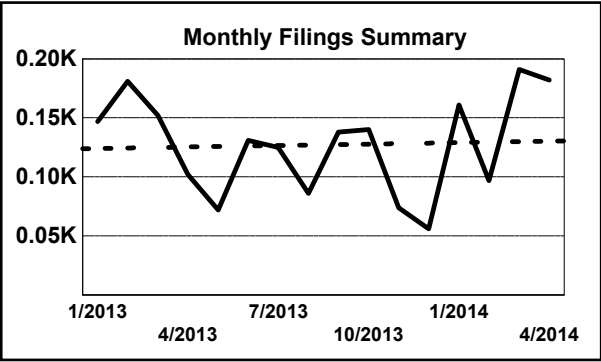
2014 AVG Month: 158

Jan-Apr 2013: 582

Jan-Apr 2014: 631

Filings Trending: Upward ▲

D
a
s
h
b
o
a
r
d

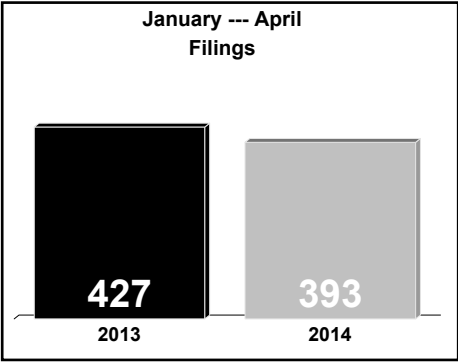
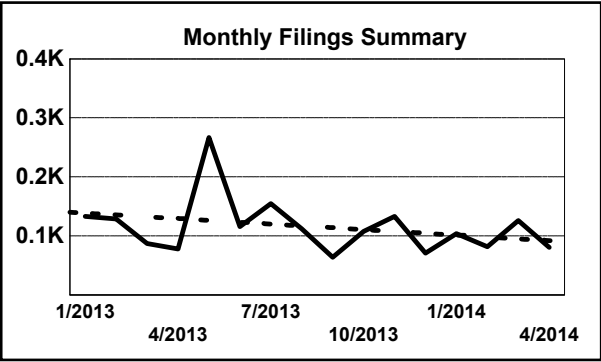


	Jan	Feb	Mar	Apr	May	Jun	Jul	Aug	Sep	Oct	Nov	Dec	Thru Apr	% Change	Trending	Total
2013	147	181	152	102	72	131	125	86	138	140	74	56	582			1,404
2014	161	97	191	182	-	-	-	-	-	-	-	-	631	8.4%	▲	631

		Jan	Feb	Mar	Apr	May	Jun	Jul	Aug	Sep	Oct	Nov	Dec	Thru Apr	% Change	Trending	Total
Administrative Law	2013	-	-	-	-	-	-	-	-	1	-	-	-	0			1
Contested Divorce	2013	5	2	4	3	-	2	2	1	-	1	1	2	14	0.0%	↔	23
	2014	1	2	4	2	-	-	-	-	-	-	-	-	9	-35.7%	▼	9
Domestic and Family - Level 1	2013	-	1	-	-	-	1	4	2	-	3	-	-	1			11
	2014	-	2	-	10	-	-	-	-	-	-	-	-	12	1,100.0%	▲	12
Domestic and Family - Level 2	2013	-	-	1	-	1	-	-	1	-	-	1	-	1			4
	2014	-	-	-	1	-	-	-	-	-	-	-	-	1	0.0%	↔	1
General Civil - Level 1	2014	-	-	-	1	-	-	-	-	-	-	-	-	1			1
General Civil - Level 2	2013	3	1	1	2	2	1	2	1	2	3	3	2	7			23
	2014	1	-	-	2	-	-	-	-	-	-	-	-	3	-57.1%	▼	3
General Civil - Level 3	2013	-	2	2	-	2	1	-	1	-	2	1	5	4			16
	2014	1	-	-	2	-	-	-	-	-	-	-	-	3	-25.0%	▼	3
Miscellaneous	2013	51	85	72	40	48	63	33	34	49	34	22	29	248			560
	2014	54	32	33	57	-	-	-	-	-	-	-	-	176	-29.0%	▼	176
Misdemeanor	2013	21	13	11	14	1	21	27	16	15	35	7	3	59			184
	2014	36	14	29	27	-	-	-	-	-	-	-	-	106	79.7%	▲	106
Non-Capital Felonies and Related Matters	2013	42	71	56	32	8	37	49	15	68	40	28	13	201			459
	2014	48	32	116	54	-	-	-	-	-	-	-	-	250	24.4%	▲	250
Other Criminally Related Matters	2013	20	3	-	2	3	-	5	12	-	12	10	-	25			67
	2014	19	7	-	21	-	-	-	-	-	-	-	-	47	88.0%	▲	47
Probates/Wills and Trusts	2013	-	-	-	-	-	-	-	-	-	1	1	-	0			2
Probates/Wills and Trusts - Level 2	2013	1	-	-	3	-	-	-	-	-	-	-	-	4	0.0%	↔	4
	2014	-	-	1	-	-	-	-	-	-	-	-	-	1	-75.0%	▼	1
Uncontested Divorce	2013	4	3	5	6	7	5	3	3	3	9	-	2	18			50
	2014	1	8	8	5	-	-	-	-	-	-	-	-	22	22.2%	▲	22

Type of Court: Circuit
Locale/Circuit: Martinsville 21
Start/End Date: Jan-13 / Apr-14
Type of Case: Filings
AVG. Month: 115
2013 AVG Month: 121
2014 AVG Month: 98
Jan-Apr 2013: 427
Jan-Apr 2014: 393
Filings Trending: Downward ▼

D
a
s
h
b
o
a
r
d

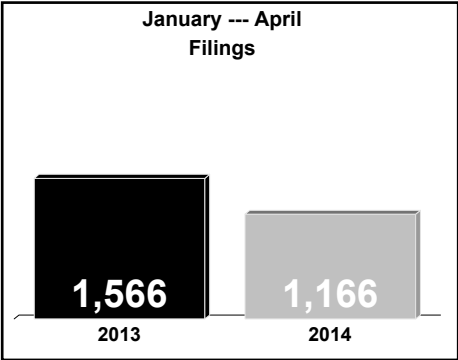
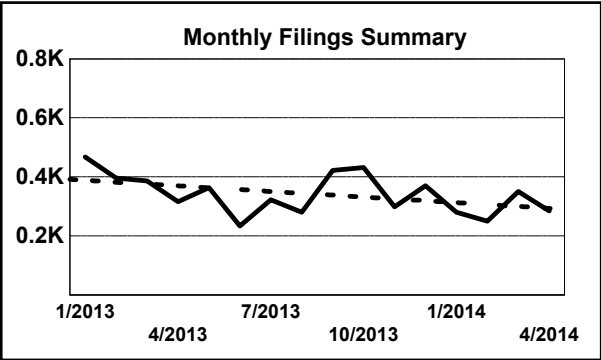


	Jan	Feb	Mar	Apr	May	Jun	Jul	Aug	Sep	Oct	Nov	Dec	Thru Apr	% Change	Trending	Total
2013	133	129	87	78	267	116	155	112	64	108	133	71	427			1,453
2014	104	82	126	81	-	-	-	-	-	-	-	-	393	-8.0%	▼	393

		Jan	Feb	Mar	Apr	May	Jun	Jul	Aug	Sep	Oct	Nov	Dec	Thru Apr	% Change	Trending	Total
Contested Divorce	2013	-	1	1	2	2	1	-	1	-	3	-	-	4			11
	2014	-	-	1	1	-	-	-	-	-	-	-	-	2	-50.0%	▼	2
Domestic and Family - Lev	2013	1	8	2	-	4	-	-	9	-	-	-	-	11			24
Domestic and Family - Lev	2013	-	-	-	-	1	-	-	-	-	-	-	1	0			2
General Civil - Level 1	2013	-	1	3	-	2	-	-	-	-	-	-	2	4	0.0%	↔	8
	2014	-	1	1	-	-	-	-	-	-	-	-	-	2	-50.0%	▼	2
General Civil - Level 2	2013	3	4	3	2	5	7	2	1	6	3	-	1	12			37
	2014	2	-	6	3	-	-	-	-	-	-	-	-	11	-8.3%	▼	11
General Civil - Level 3	2013	3	1	3	1	4	1	1	1	4	2	-	1	8			22
	2014	5	3	5	-	-	-	-	-	-	-	-	-	13	62.5%	▲	13
Miscellaneous	2013	21	26	25	16	14	10	18	11	11	12	9	7	88			180
	2014	16	18	23	16	-	-	-	-	-	-	-	-	73	-17.0%	▼	73
Misdemeanor	2013	28	18	17	15	39	23	10	24	5	22	16	21	78			238
	2014	20	8	8	20	-	-	-	-	-	-	-	-	56	-28.2%	▼	56
Non-Capital Felonies and Related Matters	2013	52	57	19	21	181	45	101	40	24	45	97	28	149			710
	2014	38	40	55	21	-	-	-	-	-	-	-	-	154	3.4%	▲	154
Other	2013	18	6	11	19	6	21	21	15	12	17	8	5	54			159
	2014	17	7	18	10	-	-	-	-	-	-	-	-	52	-3.7%	▼	52
Other Criminally Related Matters	2013	6	2	-	1	7	6	2	9	1	3	2	4	9			43
	2014	4	2	6	6	-	-	-	-	-	-	-	-	18	100.0%	▲	18
Probates/Wills and Trusts - Level 2	2013	-	2	-	-	1	-	-	1	-	1	1	1	2			7
	2014	1	1	-	1	-	-	-	-	-	-	-	-	3	50.0%	▲	3
Uncontested Divorce	2013	1	3	3	1	1	2	-	-	1	-	-	-	8			12
	2014	1	2	3	3	-	-	-	-	-	-	-	-	9	12.5%	▲	9

Type of Court: Circuit
Locale/Circuit: Franklin County 22
Start/End Date: Jan-13 / Apr-14
Type of Case: Filings
AVG. Month: 341
2013 AVG Month: 358
2014 AVG Month: 292
Jan-Apr 2013: 1,566
Jan-Apr 2014: 1,166
Filings Trending: Downward ▼

D
a
s
h
b
o
a
r
d

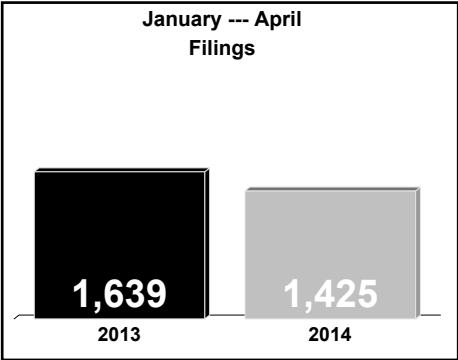
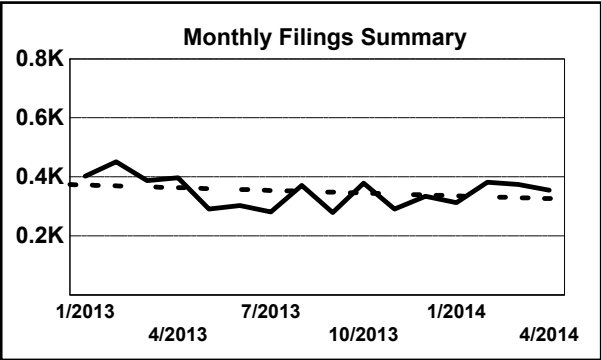


	Jan	Feb	Mar	Apr	May	Jun	Jul	Aug	Sep	Oct	Nov	Dec	Thru Apr	% Change	Trending	Total
2013	468	396	386	316	364	234	323	280	422	432	299	370	1,566			4,290
2014	280	250	351	285	-	-	-	-	-	-	-	-	1,166	-25.5%	▼	1,166

		Jan	Feb	Mar	Apr	May	Jun	Jul	Aug	Sep	Oct	Nov	Dec	Thru Apr	% Change	Trending	Total
Administrative Law	2013	-	-	-	-	-	-	-	-	-	1	-	-	0			1
	2014	1	-	2	-	-	-	-	-	-	-	-	-	3	0.0%	↔	3
Contested Divorce	2013	8	1	5	7	3	8	4	6	12	6	4	6	21			70
	2014	8	11	6	7	-	-	-	-	-	-	-	-	32	52.4%	▲	32
Domestic and Family - Level 1	2013	21	2	8	5	2	3	10	8	10	2	9	7	36			87
	2014	17	7	5	2	-	-	-	-	-	-	-	-	31	-13.9%	▼	31
Domestic and Family - Level 2	2013	2	2	-	-	2	1	4	3	1	3	3	-	4			21
	2014	2	1	4	1	-	-	-	-	-	-	-	-	8	100.0%	▲	8
General Civil - Level 1	2013	-	-	-	-	-	-	-	2	-	-	-	2	0			4
	2014	1	-	1	-	-	-	-	-	-	-	-	-	2	0.0%	↔	2
General Civil - Level 2	2013	13	8	11	13	10	5	7	9	10	7	5	9	45			107
	2014	10	8	12	5	-	-	-	-	-	-	-	-	35	-22.2%	▼	35
General Civil - Level 3	2013	12	4	7	5	12	5	6	3	1	5	3	2	28			65
	2014	16	6	5	6	-	-	-	-	-	-	-	-	33	17.9%	▲	33
Miscellaneous	2013	227	189	177	152	114	72	93	86	100	112	115	105	745			1,542
	2014	133	109	124	101	-	-	-	-	-	-	-	-	467	-37.3%	▼	467
Misdemeanor	2013	44	36	46	33	55	53	67	53	74	107	59	74	159			701
	2014	31	22	61	46	-	-	-	-	-	-	-	-	160	0.6%	▲	160
Non-Capital Felonies and Related Matters	2013	118	132	106	80	151	77	113	97	196	172	82	153	436			1,477
	2014	48	60	107	91	-	-	-	-	-	-	-	-	306	-29.8%	▼	306
Other	2013	1	-	2	-	-	-	1	-	-	2	-	-	3			6
	2014	3	-	-	1	-	-	-	-	-	-	-	-	4	33.3%	▲	4
Other Criminally Related Matters	2013	5	5	1	5	2	4	5	1	4	3	5	-	16			40
	2014	3	3	2	4	-	-	-	-	-	-	-	-	12	-25.0%	▼	12
Probates/Wills and Trusts - Level 2	2013	3	1	2	1	1	1	1	1	2	2	4	1	7			20
	2014	-	1	2	-	-	-	-	-	-	-	-	-	3	-57.1%	▼	3
Uncontested Divorce	2013	14	16	21	15	12	5	12	11	12	10	10	11	66			149
	2014	7	22	20	21	-	-	-	-	-	-	-	-	70	6.1%	▲	70

Type of Court: Circuit
Locale/Circuit: Pittsylvania 22
Start/End Date: Jan-13 / Apr-14
Type of Case: Filings
AVG. Month: 350
2013 AVG Month: 347
2014 AVG Month: 356
Jan-Apr 2013: 1,639
Jan-Apr 2014: 1,425
Filings Trending: Downward ▼

D
a
s
h
b
o
a
r
d



	Jan	Feb	Mar	Apr	May	Jun	Jul	Aug	Sep	Oct	Nov	Dec	Thru Apr	% Change	Trending	Total
2013	403	451	388	397	291	303	282	371	279	379	291	334	1,639			4,169
2014	313	382	375	355	-	-	-	-	-	-	-	-	1,425	-13.1%	▼	1,425

		Jan	Feb	Mar	Apr	May	Jun	Jul	Aug	Sep	Oct	Nov	Dec	Thru Apr	% Change	Trending	Total
Administrative Law	2013	-	-	1	-	-	-	2	1	-	-	-	-	1			4
	2014	-	1	-	-	-	-	-	-	-	-	-	-	1	0.0%	↔	1
Contested Divorce	2013	8	8	6	11	9	4	10	8	11	4	6	4	33			89
	2014	4	9	4	8	-	-	-	-	-	-	-	-	25	-24.2%	▼	25
Domestic and Family - Level 1	2013	6	-	-	14	10	-	16	12	4	5	-	10	20			77
	2014	23	7	21	2	-	-	-	-	-	-	-	-	53	165.0%	▲	53
Domestic and Family - Level 2	2013	1	1	2	1	3	2	1	3	1	-	1	2	5			18
	2014	1	3	4	1	-	-	-	-	-	-	-	-	9	80.0%	▲	9
General Civil - Level 1	2013	1	1	-	-	-	-	-	-	-	1	-	1	2			4
	2014	1	1	-	-	-	-	-	-	-	-	-	-	2	0.0%	↔	2
General Civil - Level 2	2013	6	5	5	6	11	6	7	3	4	5	8	4	22			70
	2014	5	7	4	9	-	-	-	-	-	-	-	-	25	13.6%	▲	25
General Civil - Level 3	2013	4	1	-	1	3	3	3	5	3	16	4	1	6			44
	2014	5	10	2	-	-	-	-	-	-	-	-	-	17	183.3%	▲	17
Miscellaneous	2013	270	285	210	143	125	75	106	94	137	144	140	158	908			1,887
	2014	181	159	190	138	-	-	-	-	-	-	-	-	668	-26.4%	▼	668
Misdemeanor	2013	13	27	21	23	21	37	11	21	19	42	14	34	84			283
	2014	14	25	21	31	-	-	-	-	-	-	-	-	91	8.3%	▲	91
Non-Capital Felonies and Related Matters	2013	33	71	62	139	53	119	59	163	51	110	37	81	305			978
	2014	34	111	77	118	-	-	-	-	-	-	-	-	340	11.5%	▲	340
Other	2013	40	28	41	41	32	30	40	32	33	34	63	23	150			437
	2014	32	29	32	28	-	-	-	-	-	-	-	-	121	-19.3%	▼	121
Other Criminally Related Matters	2013	2	4	4	3	4	2	7	4	1	9	2	5	13			47
	2014	-	2	2	3	-	-	-	-	-	-	-	-	7	-46.2%	▼	7
Probates/Wills and Trusts	2014	1	-	-	-	-	-	-	-	-	-	-	-	1			1
Probates/Wills and Trusts - Level 2	2013	1	-	-	2	-	-	-	-	-	-	-	-	3			3
	2014	-	3	-	-	-	-	-	-	-	-	-	-	3	0.0%	↔	3
Uncontested Divorce	2013	18	20	36	13	20	25	20	25	15	9	16	11	87			228
	2014	12	15	18	17	-	-	-	-	-	-	-	-	62	-28.7%	▼	62

Type of Court: Circuit

Locale/Circuit: Danville 22

Start/End Date: Jan-13 / Apr-14

Type of Case: Filings

AVG. Month: 380

2013 AVG Month: 367

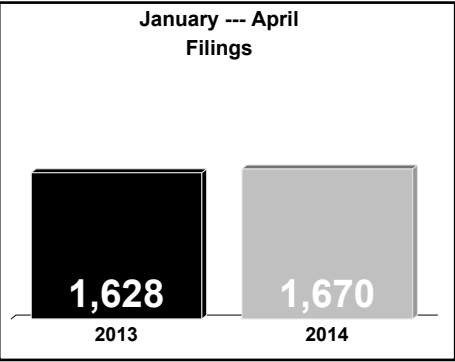
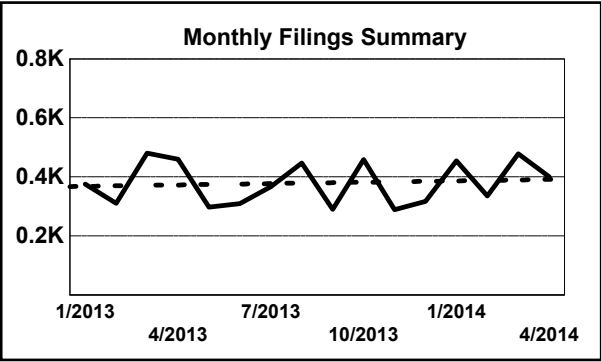
2014 AVG Month: 418

Jan-Apr 2013: 1,628

Jan-Apr 2014: 1,670

Filings Trending: Upward ▲

D
a
s
h
b
o
a
r
d

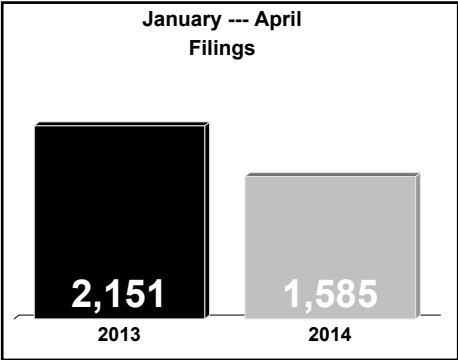
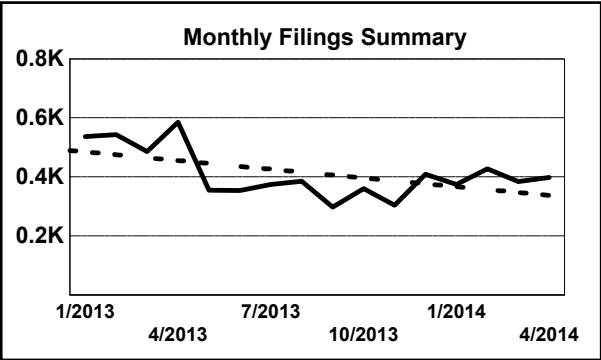


	Jan	Feb	Mar	Apr	May	Jun	Jul	Aug	Sep	Oct	Nov	Dec	Thru Apr	% Change	Trending	Total
2013	376	311	481	460	298	310	367	447	290	459	289	317	1,628			4,405
2014	455	336	478	401	-	-	-	-	-	-	-	-	1,670	2.6%	▲	1,670

		Jan	Feb	Mar	Apr	May	Jun	Jul	Aug	Sep	Oct	Nov	Dec	Thru Apr	% Change	Trending	Total
Administrative Law	2013	-	1	-	1	-	-	-	-	-	-	-	-	2			2
	2014	1	-	1	-	-	-	-	-	-	-	-	-	2	0.0%	↔	2
Capital Murder	2013	-	-	-	-	-	-	-	-	-	-	-	2	0			2
	2014	1	-	-	-	-	-	-	-	-	-	-	-	1	0.0%	↔	1
Contested Divorce	2013	2	1	2	1	3	1	2	2	2	-	6	-	6			22
	2014	2	5	6	5	-	-	-	-	-	-	-	-	18	200.0%	▲	18
Domestic and Family - Level 1	2013	9	5	6	9	2	3	9	20	6	9	6	3	29			87
	2014	2	15	2	8	-	-	-	-	-	-	-	-	27	-6.9%	▼	27
Domestic and Family - Level 2	2013	-	1	2	-	-	1	5	2	3	6	1	6	3			27
	2014	5	3	4	6	-	-	-	-	-	-	-	-	18	500.0%	▲	18
General Civil - Level 1	2013	-	-	-	-	-	-	1	1	-	-	2	-	0			4
	2014	-	1	-	-	-	-	-	-	-	-	-	-	1	0.0%	↔	1
General Civil - Level 2	2013	5	3	10	10	5	6	6	9	7	1	4	1	28			67
	2014	7	3	6	7	-	-	-	-	-	-	-	-	23	-17.9%	▼	23
General Civil - Level 3	2013	10	3	4	10	6	5	2	1	2	5	6	8	27			62
	2014	4	6	5	4	-	-	-	-	-	-	-	-	19	-29.6%	▼	19
Miscellaneous	2013	100	68	110	51	64	50	28	36	66	37	48	28	329			686
	2014	61	76	75	48	-	-	-	-	-	-	-	-	260	-21.0%	▼	260
Misdemeanor	2013	64	95	116	179	67	94	76	148	32	123	63	145	454			1,202
	2014	67	97	88	137	-	-	-	-	-	-	-	-	389	-14.3%	▼	389
Non-Capital Felonies and Related Matters	2013	170	113	216	180	136	137	218	211	152	255	143	116	679			2,047
	2014	290	111	268	170	-	-	-	-	-	-	-	-	839	23.6%	▲	839
Other	2013	5	-	-	-	1	1	-	1	1	-	-	-	5			9
Other Criminally Related Matters	2013	5	11	7	12	8	8	15	8	9	13	6	5	35			107
	2014	7	11	8	7	-	-	-	-	-	-	-	-	33	-5.7%	▼	33
Probates/Wills and Trusts - Level 2	2013	-	1	1	1	3	1	-	-	-	2	-	1	3			10
	2014	1	-	-	-	-	-	-	-	-	-	-	-	1	-66.7%	▼	1
Protective Orders	2013	-	-	-	-	-	-	-	1	2	1	-	-	0			4
Uncontested Divorce	2013	6	9	7	6	3	3	5	7	8	7	4	2	28	0.0%	↔	67
	2014	7	8	15	9	-	-	-	-	-	-	-	-	39	39.3%	▲	39

Type of Court: Circuit
Locale/Circuit: Roanoke County 23
Start/End Date: Jan-13 / Apr-14
Type of Case: Filings
AVG. Month: 411
2013 AVG Month: 416
2014 AVG Month: 396
Jan-Apr 2013: 2,151
Jan-Apr 2014: 1,585
Filings Trending: Downward ▼

D
a
s
h
b
o
a
r
d



	Jan	Feb	Mar	Apr	May	Jun	Jul	Aug	Sep	Oct	Nov	Dec	Thru Apr	% Change	Trending	Total
2013	537	543	486	585	355	354	374	385	298	360	304	409	2,151			4,990
2014	375	428	384	398	-	-	-	-	-	-	-	-	1,585	-26.3%	▼	1,585

		Jan	Feb	Mar	Apr	May	Jun	Jul	Aug	Sep	Oct	Nov	Dec	Thru Apr	% Change	Trending	Total
Administrative Law	2013	-	1	-	-	-	1	-	-	1	-	-	1	1			4
	2014	-	1	-	1	-	-	-	-	-	-	-	-	2	100.0%	▲	2
Contested Divorce	2013	13	15	15	15	9	11	8	7	8	15	8	5	58			129
	2014	10	16	9	12	-	-	-	-	-	-	-	-	47	-19.0%	▼	47
Domestic and Family - Level 1	2013	10	3	3	12	8	8	9	15	10	11	5	16	28			110
	2014	10	20	6	8	-	-	-	-	-	-	-	-	44	57.1%	▲	44
Domestic and Family - Level 2	2013	1	5	1	4	4	8	1	5	4	7	8	-	11			48
	2014	3	3	5	4	-	-	-	-	-	-	-	-	15	36.4%	▲	15
General Civil - Level 1	2013	1	-	1	1	-	-	1	-	1	2	1	-	3			8
	2014	1	-	1	1	-	-	-	-	-	-	-	-	3	0.0%	↔	3
General Civil - Level 2	2013	5	13	14	13	14	7	16	14	8	13	2	13	45			132
	2014	12	6	9	7	-	-	-	-	-	-	-	-	34	-24.4%	▼	34
General Civil - Level 3	2013	4	5	1	8	22	13	9	5	2	13	3	1	18			86
	2014	11	5	6	6	-	-	-	-	-	-	-	-	28	55.6%	▲	28
Miscellaneous	2013	358	280	245	188	159	114	140	176	144	155	162	200	1,071			2,321
	2014	210	184	201	157	-	-	-	-	-	-	-	-	752	-29.8%	▼	752
Misdemeanor	2013	25	56	28	51	30	36	44	39	29	21	21	32	160			412
	2014	27	30	31	37	-	-	-	-	-	-	-	-	125	-21.9%	▼	125
Non-Capital Felonies and Related Matters	2013	81	137	139	248	72	111	98	92	55	94	62	112	605			1,301
	2014	60	125	79	122	-	-	-	-	-	-	-	-	386	-36.2%	▼	386
Other	2013	1	1	5	4	2	4	3	2	2	-	3	1	11			28
	2014	1	3	2	2	-	-	-	-	-	-	-	-	8	-27.3%	▼	8
Other Criminally Related Matters	2013	8	11	6	5	12	13	7	5	10	5	13	8	30			103
	2014	8	11	7	7	-	-	-	-	-	-	-	-	33	10.0%	▲	33
Probates/Wills and Trusts - Level 1	2013	1	-	-	-	-	1	-	-	1	-	-	-	1			3
	2014	-	1	1	-	-	-	-	-	-	-	-	-	2	100.0%	▲	2
Probates/Wills and Trusts - Level 2	2013	4	3	3	8	4	5	9	2	4	1	3	5	18			51
	2014	1	8	3	5	-	-	-	-	-	-	-	-	17	-5.6%	▼	17
Uncontested Divorce	2013	25	13	25	28	19	22	29	23	19	23	13	15	91			254
	2014	21	15	24	29	-	-	-	-	-	-	-	-	89	-2.2%	▼	89

Type of Court: Circuit

Locale/Circuit: Roanoke 23

Start/End Date: Jan-13 / Apr-14

Type of Case: Filings

AVG. Month: 475

2013 AVG Month: 477

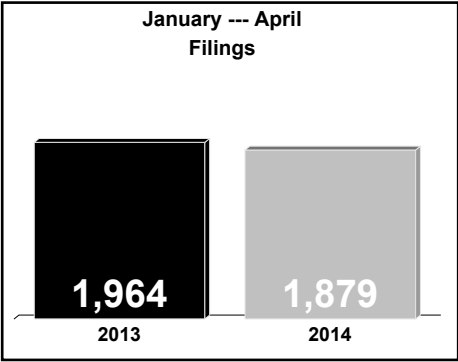
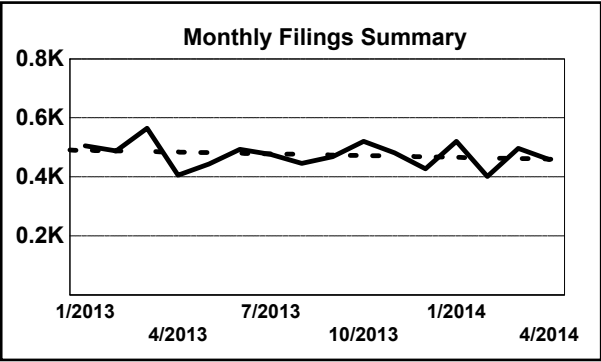
2014 AVG Month: 470

Jan-Apr 2013: 1,964

Jan-Apr 2014: 1,879

Filings Trending: Downward ▼

D
a
s
h
b
o
a
r
d

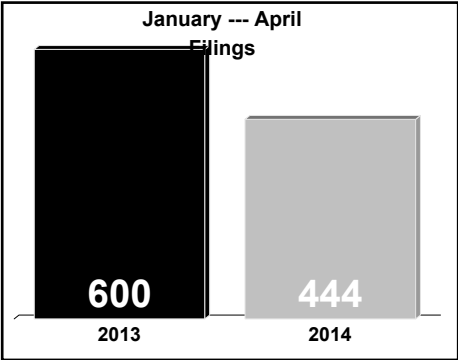
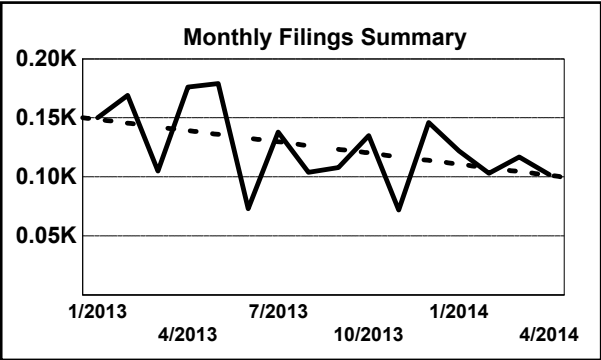


	Jan	Feb	Mar	Apr	May	Jun	Jul	Aug	Sep	Oct	Nov	Dec	Thru Apr	% Change	Trending	Total
2013	505	488	565	406	444	494	476	446	469	521	482	428	1,964			5,724
2014	521	402	497	459	-	-	-	-	-	-	-	-	1,879	-4.3%	▼	1,879

		Jan	Feb	Mar	Apr	May	Jun	Jul	Aug	Sep	Oct	Nov	Dec	Thru Apr	% Change	Trending	Total
Administrative Law	2013	-	-	1	1	-	-	-	-	1	-	-	-	2			3
	2014	1	1	1	-	-	-	-	-	-	-	-	-	3	50.0%	▲	3
Capital Murder	2013	-	-	-	-	-	-	-	-	-	-	1	-	0			1
Contested Divorce	2013	15	13	6	16	11	13	11	5	14	8	17	12	50	0.0%	↔	141
	2014	12	8	18	14	-	-	-	-	-	-	-	-	52	4.0%	▲	52
Domestic and Family - Level 1	2013	3	8	15	10	17	30	17	29	27	14	28	15	36			213
	2014	25	17	15	25	-	-	-	-	-	-	-	-	82	127.8%	▲	82
Domestic and Family - Level 2	2013	-	4	5	4	4	4	4	1	3	5	-	1	13			35
	2014	1	5	5	2	-	-	-	-	-	-	-	-	13	0.0%	↔	13
General Civil - Level 1	2013	11	6	11	5	11	4	6	4	7	3	10	4	33			82
	2014	8	7	4	6	-	-	-	-	-	-	-	-	25	-24.2%	▼	25
General Civil - Level 2	2013	24	19	29	28	34	29	22	22	30	23	18	19	100			297
	2014	21	24	35	24	-	-	-	-	-	-	-	-	104	4.0%	▲	104
General Civil - Level 3	2013	13	7	11	4	5	16	18	20	9	6	7	3	35			119
	2014	13	5	11	15	-	-	-	-	-	-	-	-	44	25.7%	▲	44
Miscellaneous	2013	196	173	159	132	111	105	122	110	92	110	114	127	660			1,551
	2014	154	106	130	108	-	-	-	-	-	-	-	-	498	-24.5%	▼	498
Misdemeanor	2013	31	23	44	33	39	53	47	33	49	46	46	30	131			474
	2014	44	24	48	41	-	-	-	-	-	-	-	-	157	19.8%	▲	157
Non-Capital Felonies and Related Matters	2013	165	185	208	121	151	179	174	169	180	246	186	174	679			2,138
	2014	180	164	189	159	-	-	-	-	-	-	-	-	692	1.9%	▲	692
Other	2013	5	1	1	3	5	3	2	-	-	3	3	1	10			27
	2014	5	2	4	1	-	-	-	-	-	-	-	-	12	20.0%	▲	12
Other Criminally Related Matters	2013	14	19	21	18	15	26	17	20	22	30	16	12	72			230
	2014	27	16	7	34	-	-	-	-	-	-	-	-	84	16.7%	▲	84
Probates/Wills and Trusts - Level 1	2013	-	-	-	-	-	1	-	1	-	-	-	-	0			2
	2014	-	-	-	1	-	-	-	-	-	-	-	-	1	0.0%	↔	1
Probates/Wills and Trusts - Level 2	2013	1	1	3	3	4	4	6	5	4	5	1	5	8			42
	2014	4	3	-	4	-	-	-	-	-	-	-	-	11	37.5%	▲	11
Uncontested Divorce	2013	27	29	51	28	37	27	30	27	31	22	35	25	135			369
	2014	26	20	30	25	-	-	-	-	-	-	-	-	101	-25.2%	▼	101

Type of Court: Circuit
Locale/Circuit: Salem 23
Start/End Date: Jan-13 / Apr-14
Type of Case: Filings
AVG. Month: 125
2013 AVG Month: 130
2014 AVG Month: 111
Jan-Apr 2013: 600
Jan-Apr 2014: 444
Filings Trending: Downward ▼

D
a
s
h
b
o
a
r
d



	Jan	Feb	Mar	Apr	May	Jun	Jul	Aug	Sep	Oct	Nov	Dec	Thru Apr	% Change	Trending	Total
2013	150	169	105	176	179	73	138	104	108	135	72	146	600			1,555
2014	122	103	117	102	-	-	-	-	-	-	-	-	444	-26.0%	▼	444

		Jan	Feb	Mar	Apr	May	Jun	Jul	Aug	Sep	Oct	Nov	Dec	Thru Apr	% Change	Trending	Total
Contested Divorce	2013	4	2	7	13	6	5	6	8	8	2	5	1	26			67
	2014	3	3	3	5	-	-	-	-	-	-	-	-	14	-46.2%	▼	14
Domestic and Family - Lev	2013	1	-	-	1	-	-	1	-	2	-	-	-	2			5
General Civil - Level 1	2013	-	1	-	1	-	1	-	-	-	1	1	1	2			6
	2014	-	2	-	1	-	-	-	-	-	-	-	-	3	50.0%	▲	3
General Civil - Level 2	2013	7	1	4	6	4	3	5	4	5	3	3	7	18			52
	2014	8	8	2	5	-	-	-	-	-	-	-	-	23	27.8%	▲	23
General Civil - Level 3	2013	-	-	-	2	3	1	-	-	3	1	-	1	2			11
	2014	-	2	1	1	-	-	-	-	-	-	-	-	4	100.0%	▲	4
Miscellaneous	2013	74	59	45	65	41	25	29	37	35	33	21	33	243			497
	2014	48	55	42	37	-	-	-	-	-	-	-	-	182	-25.1%	▼	182
Misdemeanor	2013	14	13	13	13	17	3	7	11	9	10	5	7	53			122
	2014	6	1	12	6	-	-	-	-	-	-	-	-	25	-52.8%	▼	25
Non-Capital Felonies and Related Matters	2013	39	80	28	66	102	28	85	33	36	76	32	88	213			693
	2014	55	26	49	29	-	-	-	-	-	-	-	-	159	-25.4%	▼	159
Other Criminally Related Matters	2013	3	3	1	2	1	2	3	4	-	1	1	2	9			23
	2014	1	-	4	6	-	-	-	-	-	-	-	-	11	22.2%	▲	11
Probates/Wills and Trusts	2013	-	-	-	-	1	-	-	-	-	-	-	-	0			1
Probates/Wills and Trusts - Level 2	2013	2	1	2	-	-	-	-	2	-	2	2	1	5	0.0%	↔	12
	2014	-	-	2	3	-	-	-	-	-	-	-	-	5	0.0%	↔	5
Uncontested Divorce	2013	6	9	5	7	4	5	2	5	10	6	2	5	27			66
	2014	1	6	2	9	-	-	-	-	-	-	-	-	18	-33.3%	▼	18

Type of Court: Circuit

Locale/Circuit: Amherst 24

Start/End Date: Jan-13 / Apr-14

Type of Case: Filings

AVG. Month: 183

2013 AVG Month: 182

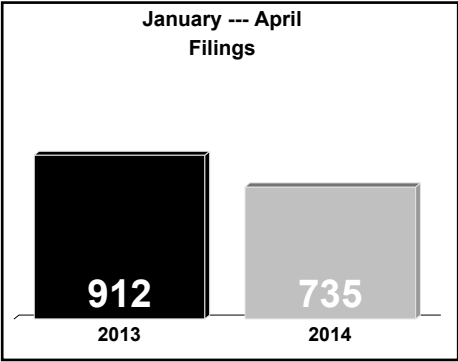
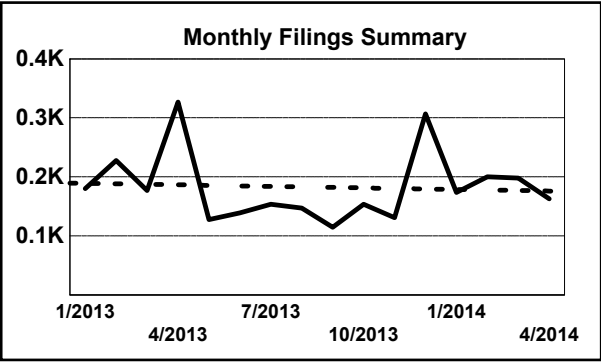
2014 AVG Month: 184

Jan-Apr 2013: 912

Jan-Apr 2014: 735

Filings Trending: Downward ▼

D
a
s
h
b
o
a
r
d

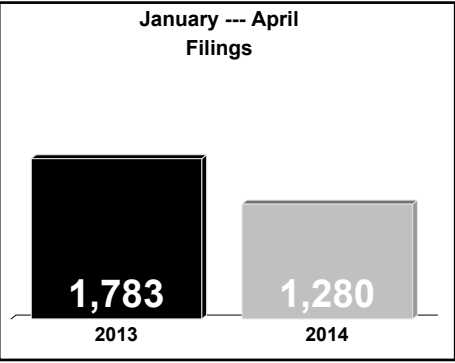
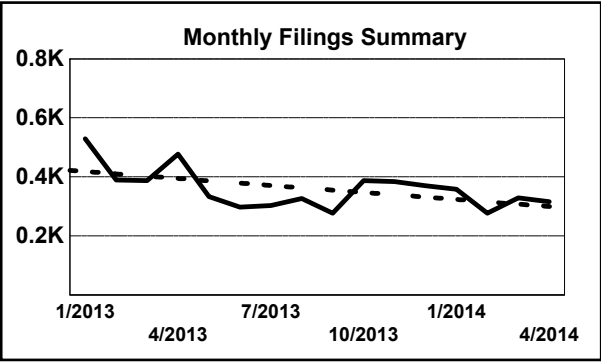


	Jan	Feb	Mar	Apr	May	Jun	Jul	Aug	Sep	Oct	Nov	Dec	Thru Apr	% Change	Trending	Total
2013	180	228	177	327	128	139	154	147	115	154	131	307	912			2,187
2014	174	200	198	163	-	-	-	-	-	-	-	-	735	-19.4%	▼	735

		Jan	Feb	Mar	Apr	May	Jun	Jul	Aug	Sep	Oct	Nov	Dec	Thru Apr	% Change	Trending	Total
Administrative Law	2013	-	-	-	2	-	1	1	-	-	-	-	-	2			4
Contested Divorce	2013	6	-	2	6	2	1	3	6	3	1	4	4	14			38
	2014	6	2	2	3	-	-	-	-	-	-	-	-	13	-7.1%	▼	13
Domestic and Family - Level 1	2013	-	2	4	3	-	-	2	3	2	2	2	2	9			22
	2014	-	2	1	4	-	-	-	-	-	-	-	-	7	-22.2%	▼	7
Domestic and Family - Lev	2013	-	-	-	-	-	1	1	1	-	1	-	1	0			5
General Civil - Level 1	2013	2	-	-	1	-	-	1	-	-	1	-	-	3	0.0%	↔	5
	2014	-	1	-	-	-	-	-	-	-	-	-	-	1	-66.7%	▼	1
General Civil - Level 2	2013	2	2	3	3	6	1	6	4	9	5	2	3	10			46
	2014	10	1	4	2	-	-	-	-	-	-	-	-	17	70.0%	▲	17
General Civil - Level 3	2013	5	3	6	3	1	5	5	3	-	1	4	3	17			39
	2014	11	3	4	3	-	-	-	-	-	-	-	-	21	23.5%	▲	21
Miscellaneous	2013	114	135	112	88	58	53	54	52	52	66	69	86	449			939
	2014	92	85	94	68	-	-	-	-	-	-	-	-	339	-24.5%	▼	339
Misdemeanor	2013	5	18	11	8	13	3	15	18	8	13	6	14	42			132
	2014	10	11	10	11	-	-	-	-	-	-	-	-	42	0.0%	↔	42
Non-Capital Felonies and Related Matters	2013	24	48	10	179	19	53	39	42	12	41	21	163	261			651
	2014	13	68	56	41	-	-	-	-	-	-	-	-	178	-31.8%	▼	178
Other	2013	16	14	19	19	22	15	17	12	20	14	16	23	68			207
	2014	24	16	17	10	-	-	-	-	-	-	-	-	67	-1.5%	▼	67
Other Criminally Related Matters	2013	2	-	2	6	1	2	-	-	3	3	2	3	10			24
	2014	3	5	3	3	-	-	-	-	-	-	-	-	14	40.0%	▲	14
Probates/Wills and Trusts	2014	-	2	-	-	-	-	-	-	-	-	-	-	2			2
Probates/Wills and Trusts - Level 2	2013	-	1	1	-	1	1	2	-	-	3	1	-	2			10
	2014	-	-	-	4	-	-	-	-	-	-	-	-	4	100.0%	▲	4
Uncontested Divorce	2013	4	5	7	9	5	3	8	6	6	3	4	5	25			65
	2014	5	4	7	14	-	-	-	-	-	-	-	-	30	20.0%	▲	30

Type of Court: Circuit
Locale/Circuit: Bedford 24
Start/End Date: Jan-13 / Apr-14
Type of Case: Filings
AVG. Month: 359
2013 AVG Month: 372
2014 AVG Month: 320
Jan-Apr 2013: 1,783
Jan-Apr 2014: 1,280
Filings Trending: Downward ▼

D
a
s
h
b
o
a
r
d



	Jan	Feb	Mar	Apr	May	Jun	Jul	Aug	Sep	Oct	Nov	Dec	Thru Apr	% Change	Trending	Total
2013	529	390	387	477	333	298	303	327	277	388	384	370	1,783			4,463
2014	358	277	329	316	-	-	-	-	-	-	-	-	1,280	-28.2%	▼	1,280

		Jan	Feb	Mar	Apr	May	Jun	Jul	Aug	Sep	Oct	Nov	Dec	Thru Apr	% Change	Trending	Total
Administrative Law	2013	-	-	-	1	1	-	1	1	-	-	-	-	1			4
	2014	-	1	-	-	-	-	-	-	-	-	-	-	1	0.0%	↔	1
Contested Divorce	2013	7	5	7	3	10	8	3	3	3	5	4	7	22			65
	2014	6	5	13	5	-	-	-	-	-	-	-	-	29	31.8%	▲	29
Domestic and Family - Level 1	2013	13	-	4	10	6	11	2	5	7	9	4	17	27			88
	2014	2	3	9	11	-	-	-	-	-	-	-	-	25	-7.4%	▼	25
Domestic and Family - Level 2	2013	13	2	6	6	5	3	8	1	3	6	4	5	27			62
	2014	4	6	3	5	-	-	-	-	-	-	-	-	18	-33.3%	▼	18
General Civil - Level 1	2013	2	-	1	3	-	1	1	-	-	-	-	2	6			10
	2014	-	-	-	1	-	-	-	-	-	-	-	-	1	-83.3%	▼	1
General Civil - Level 2	2013	14	8	12	11	12	5	8	7	9	17	16	10	45			129
	2014	9	11	13	6	-	-	-	-	-	-	-	-	39	-13.3%	▼	39
General Civil - Level 3	2013	2	1	2	3	7	9	2	7	2	5	4	5	8			49
	2014	10	6	10	6	-	-	-	-	-	-	-	-	32	300.0%	▲	32
Miscellaneous	2013	353	298	241	240	161	131	151	150	162	226	204	200	1,132			2,517
	2014	239	191	178	173	-	-	-	-	-	-	-	-	781	-31.0%	▼	781
Misdemeanor	2013	13	7	18	11	28	18	13	11	17	16	25	12	49			189
	2014	13	10	13	8	-	-	-	-	-	-	-	-	44	-10.2%	▼	44
Non-Capital Felonies and Related Matters	2013	74	45	52	158	70	90	69	103	28	68	83	84	329			924
	2014	50	20	61	54	-	-	-	-	-	-	-	-	185	-43.8%	▼	185
Other	2013	4	4	5	6	3	8	8	8	6	7	7	5	19			71
	2014	3	5	9	4	-	-	-	-	-	-	-	-	21	10.5%	▲	21
Other Criminally Related Matters	2013	16	-	25	6	9	1	16	9	29	9	14	7	47			141
	2014	3	5	7	14	-	-	-	-	-	-	-	-	29	-38.3%	▼	29
Probates/Wills and Trusts - Level 1	2013	1	-	-	-	-	-	-	-	-	-	-	-	1			1
	2014	-	1	-	-	-	-	-	-	-	-	-	-	1	0.0%	↔	1
Probates/Wills and Trusts - Level 2	2013	-	-	1	-	1	3	1	1	1	1	3	2	1			14
	2014	3	1	2	3	-	-	-	-	-	-	-	-	9	800.0%	▲	9
Uncontested Divorce	2013	17	20	13	19	20	10	20	21	10	19	16	14	69			199
	2014	16	12	11	26	-	-	-	-	-	-	-	-	65	-5.8%	▼	65

Type of Court: Circuit

Locale/Circuit: Campbell 24

Start/End Date: Jan-13 / Apr-14

Type of Case: Filings

AVG. Month: 266

2013 AVG Month: 265

2014 AVG Month: 268

Jan-Apr 2013: 1,231

Jan-Apr 2014: 1,072

Filings Trending: Downward ▼

D

a

s

h

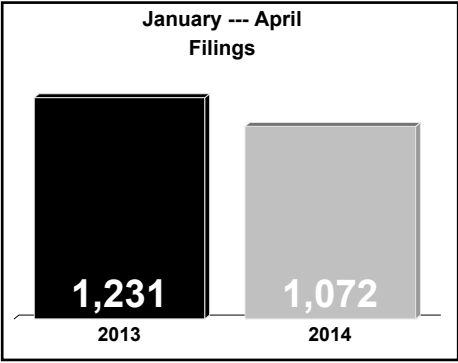
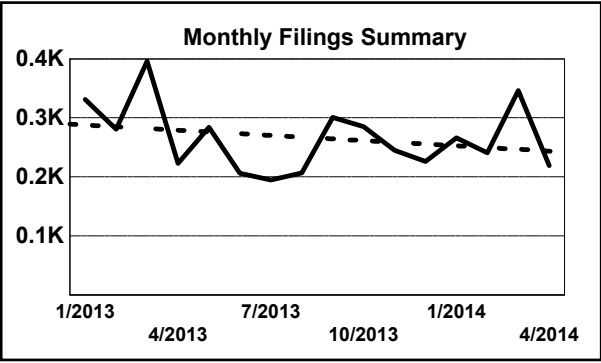
b

o

a

r

d



	Jan	Feb	Mar	Apr	May	Jun	Jul	Aug	Sep	Oct	Nov	Dec	Thru Apr	% Change	Trending	Total
2013	331	281	396	223	284	206	195	207	301	285	245	226	1,231			3,180
2014	266	241	346	219	-	-	-	-	-	-	-	-	1,072	-12.9%	▼	1,072

		Jan	Feb	Mar	Apr	May	Jun	Jul	Aug	Sep	Oct	Nov	Dec	Thru Apr	% Change	Trending	Total
Administrative Law	2013	-	-	-	-	-	-	1	1	1	-	-	3	0			6
	2014	1	-	-	-	-	-	-	-	-	-	-	-	1	0.0%	↔	1
Contested Divorce	2013	2	6	5	5	3	9	4	-	5	3	-	4	18			46
	2014	4	5	9	7	-	-	-	-	-	-	-	-	25	38.9%	▲	25
Domestic and Family - Level 1	2013	1	7	1	3	8	2	2	5	5	3	1	2	12			40
	2014	1	12	1	2	-	-	-	-	-	-	-	-	16	33.3%	▲	16
Domestic and Family - Level 2	2013	-	1	6	1	2	3	5	-	2	1	4	1	8			26
	2014	1	2	1	2	-	-	-	-	-	-	-	-	6	-25.0%	▼	6
General Civil - Level 1	2013	-	-	2	2	-	1	-	-	-	1	1	1	4			8
	2014	-	-	2	1	-	-	-	-	-	-	-	-	3	-25.0%	▼	3
General Civil - Level 2	2013	3	5	6	7	10	8	10	7	5	4	11	11	21			87
	2014	6	3	9	10	-	-	-	-	-	-	-	-	28	33.3%	▲	28
General Civil - Level 3	2013	1	17	5	4	4	1	10	-	4	3	2	19	27			70
	2014	5	4	-	3	-	-	-	-	-	-	-	-	12	-55.6%	▼	12
Miscellaneous	2013	197	167	176	153	104	76	84	98	97	109	111	119	693			1,491
	2014	120	129	131	121	-	-	-	-	-	-	-	-	501	-27.7%	▼	501
Misdemeanor	2013	41	19	44	11	28	27	19	17	18	22	41	22	115			309
	2014	31	21	19	13	-	-	-	-	-	-	-	-	84	-27.0%	▼	84
Non-Capital Felonies and Related Matters	2013	74	42	118	17	106	72	35	62	137	119	55	24	251			861
	2014	74	35	153	38	-	-	-	-	-	-	-	-	300	19.5%	▲	300
Other	2013	4	4	11	4	7	1	9	2	7	6	6	5	23			66
	2014	5	10	4	6	-	-	-	-	-	-	-	-	25	8.7%	▲	25
Other Criminally Related Matters	2013	2	6	8	5	3	2	5	5	3	4	4	8	21			55
	2014	7	8	3	1	-	-	-	-	-	-	-	-	19	-9.5%	▼	19
Probates/Wills and Trusts	2013	-	-	1	-	-	-	-	-	-	-	-	-	1			1
Probates/Wills and Trusts - Level 2	2013	-	-	1	1	1	1	1	3	-	-	1	-	2			9
	2014	-	2	1	2	-	-	-	-	-	-	-	-	5	150.0%	▲	5
Protective Orders	2014	1	-	-	-	-	-	-	-	-	-	-	-	1			1
Uncontested Divorce	2013	6	7	12	10	8	3	10	7	17	10	8	7	35			105
	2014	10	10	13	13	-	-	-	-	-	-	-	-	46	31.4%	▲	46

Type of Court: Circuit

Locale/Circuit: Nelson 24

Start/End Date: Jan-13 / Apr-14

Type of Case: Filings

AVG. Month: 67

2013 AVG Month: 64

2014 AVG Month: 77

Jan-Apr 2013: 372

Jan-Apr 2014: 307

Filings Trending: Downward ▼

D

a

s

h

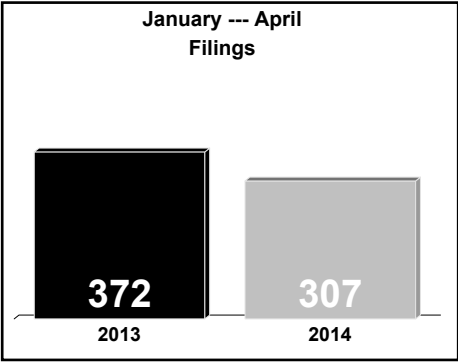
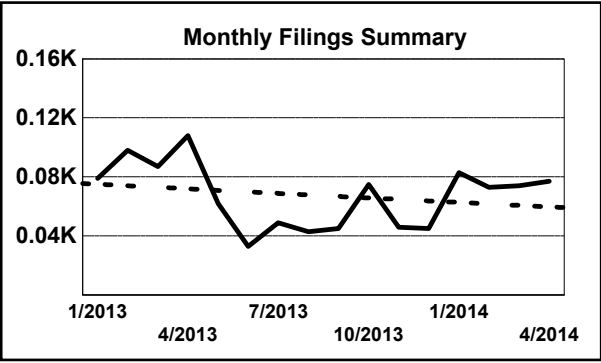
b

o

a

r

d



	Jan	Feb	Mar	Apr	May	Jun	Jul	Aug	Sep	Oct	Nov	Dec	Thru Apr	% Change	Trending	Total
2013	79	98	87	108	62	33	49	43	45	75	46	45	372			770
2014	83	73	74	77	-	-	-	-	-	-	-	-	307	-17.5%	▼	307

		Jan	Feb	Mar	Apr	May	Jun	Jul	Aug	Sep	Oct	Nov	Dec	Thru Apr	% Change	Trending	Total
Contested Divorce	2013	-	2	2	2	-	1	3	-	-	2	2	-	6			14
	2014	5	1	2	-	-	-	-	-	-	-	-	-	8	33.3%	▲	8
Domestic and Family - Level 1	2013	-	10	-	-	3	8	2	-	-	-	-	-	10			23
	2014	-	-	4	-	-	-	-	-	-	-	-	-	4	-60.0%	▼	4
Domestic and Family - Level 2	2013	-	1	2	-	-	1	-	-	-	-	-	-	3			4
	2014	-	-	1	4	-	-	-	-	-	-	-	-	5	66.7%	▲	5
General Civil - Level 1	2013	-	-	-	-	-	-	-	-	-	-	-	1	0			1
	2014	1	-	-	-	-	-	-	-	-	-	-	-	1	0.0%	↔	1
General Civil - Level 2	2013	1	-	1	1	2	-	-	-	2	1	2	1	3			11
	2014	3	1	-	2	-	-	-	-	-	-	-	-	6	100.0%	▲	6
General Civil - Level 3	2013	1	3	3	1	5	2	10	-	1	4	1	1	8			32
	2014	12	9	4	15	-	-	-	-	-	-	-	-	40	400.0%	▲	40
Miscellaneous	2013	53	64	29	41	34	17	19	31	27	28	22	23	187			388
	2014	36	46	38	30	-	-	-	-	-	-	-	-	150	-19.8%	▼	150
Misdemeanor	2013	11	3	2	4	2	-	1	-	4	6	4	5	20			42
	2014	6	4	3	1	-	-	-	-	-	-	-	-	14	-30.0%	▼	14
Non-Capital Felonies and Related Matters	2013	10	11	42	54	11	-	3	8	9	27	11	4	117			190
	2014	19	12	17	14	-	-	-	-	-	-	-	-	62	-47.0%	▼	62
Other	2013	2	1	3	-	-	1	-	2	-	1	-	2	6			12
	2014	-	-	1	2	-	-	-	-	-	-	-	-	3	-50.0%	▼	3
Other Criminally Related Matters	2013	-	1	1	2	2	2	4	2	1	3	1	3	4			22
	2014	-	-	1	2	-	-	-	-	-	-	-	-	3	-25.0%	▼	3
Probates/Wills and Trusts	2013	-	-	-	-	-	-	-	-	-	-	-	1	0			1
Probates/Wills and Trusts - Level 2	2013	-	-	-	-	-	1	-	-	-	-	-	1	0	0.0%	↔	2
	2014	1	-	1	1	-	-	-	-	-	-	-	-	3	0.0%	↔	3
Uncontested Divorce	2013	1	2	2	3	3	-	7	-	1	3	3	3	8			28
	2014	-	-	2	6	-	-	-	-	-	-	-	-	8	0.0%	↔	8

Type of Court: Circuit

Locale/Circuit: Lynchburg 24

Start/End Date: Jan-13 / Apr-14

Type of Case: Filings

AVG. Month: 386

2013 AVG Month: 385

2014 AVG Month: 388

Jan-Apr 2013: 1,772

Jan-Apr 2014: 1,551

Filings Trending: Downward ▼

D

a

s

h

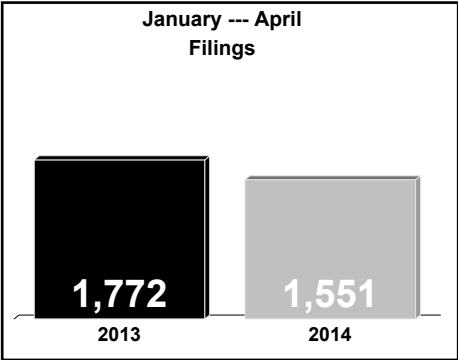
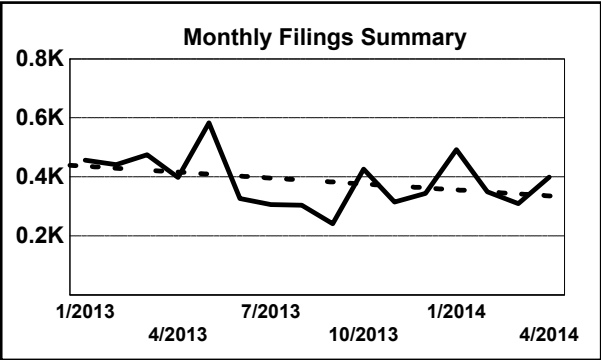
b

o

a

r

d

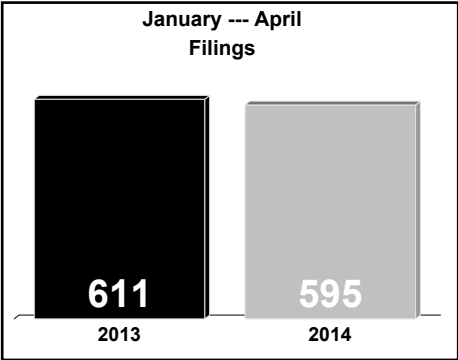
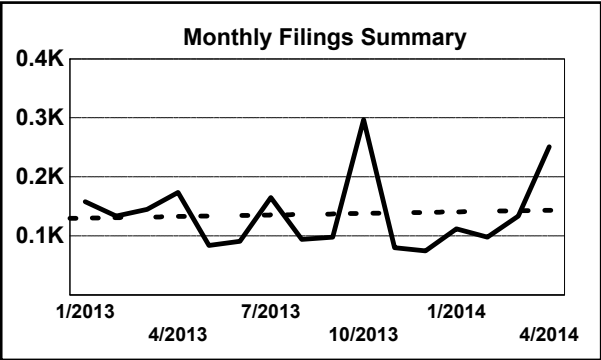


	Jan	Feb	Mar	Apr	May	Jun	Jul	Aug	Sep	Oct	Nov	Dec	Thru Apr	% Change	Trending	Total
2013	457	442	475	398	583	327	306	304	242	426	315	344	1,772			4,619
2014	492	350	310	399	-	-	-	-	-	-	-	-	1,551	-12.5%	▼	1,551

		Jan	Feb	Mar	Apr	May	Jun	Jul	Aug	Sep	Oct	Nov	Dec	Thru Apr	% Change	Trending	Total
Administrative Law	2013	-	-	1	1	1	-	-	1	1	-	1	-	2			6
	2014	1	-	-	-	-	-	-	-	-	-	-	-	1	-50.0%	▼	1
Contested Divorce	2013	13	15	14	17	11	15	7	9	11	14	7	14	59			147
	2014	14	15	9	12	-	-	-	-	-	-	-	-	50	-15.3%	▼	50
Domestic and Family - Level 1	2013	26	16	9	8	32	8	10	16	5	2	17	22	59			171
	2014	66	8	10	20	-	-	-	-	-	-	-	-	104	76.3%	▲	104
Domestic and Family - Level 2	2013	4	2	3	3	4	4	2	5	6	6	1	2	12			42
	2014	1	2	4	1	-	-	-	-	-	-	-	-	8	-33.3%	▼	8
General Civil - Level 1	2013	4	1	7	9	3	1	2	-	5	3	3	4	21			42
	2014	1	2	1	-	-	-	-	-	-	-	-	-	4	-81.0%	▼	4
General Civil - Level 2	2013	15	8	23	4	25	15	11	8	17	18	16	26	50			186
	2014	15	12	22	13	-	-	-	-	-	-	-	-	62	24.0%	▲	62
General Civil - Level 3	2013	7	5	15	8	13	10	9	8	5	14	6	12	35			112
	2014	7	11	10	8	-	-	-	-	-	-	-	-	36	2.9%	▲	36
Miscellaneous	2013	154	177	154	129	111	80	81	74	77	84	83	90	614			1,294
	2014	84	96	99	77	-	-	-	-	-	-	-	-	356	-42.0%	▼	356
Misdemeanor	2013	56	29	55	51	69	32	56	46	27	69	31	29	191			550
	2014	91	29	33	53	-	-	-	-	-	-	-	-	206	7.9%	▲	206
Non-Capital Felonies and Related Matters	2013	132	135	141	130	275	115	94	110	62	174	126	111	538			1,605
	2014	168	140	73	167	-	-	-	-	-	-	-	-	548	1.9%	▲	548
Other	2013	3	4	4	3	4	1	1	2	2	6	2	2	14			34
	2014	4	1	4	7	-	-	-	-	-	-	-	-	16	14.3%	▲	16
Other Criminally Related Matters	2013	6	7	3	9	7	11	7	3	4	4	5	4	25			70
	2014	10	5	4	7	-	-	-	-	-	-	-	-	26	4.0%	▲	26
Probates/Wills and Trusts	2013	1	-	-	-	-	-	-	-	-	-	-	-	1			1
Probates/Wills and Trusts - Level 2	2013	2	1	1	-	1	8	5	2	-	2	1	4	4			27
	2014	2	1	3	2	-	-	-	-	-	-	-	-	8	100.0%	▲	8
Protective Orders	2013	1	-	1	1	-	-	-	-	-	-	-	-	3			3
Uncontested Divorce	2013	33	42	44	25	27	27	21	20	20	30	16	24	144			329
	2014	28	28	38	32	-	-	-	-	-	-	-	-	126	-12.5%	▼	126

Type of Court: Circuit
Locale/Circuit: Alleghany 25
Start/End Date: Jan-13 / Apr-14
Type of Case: Filings
AVG. Month: 137
2013 AVG Month: 133
2014 AVG Month: 149
Jan-Apr 2013: 611
Jan-Apr 2014: 595
Filings Trending: Downward ▼

D
a
s
h
b
o
a
r
d

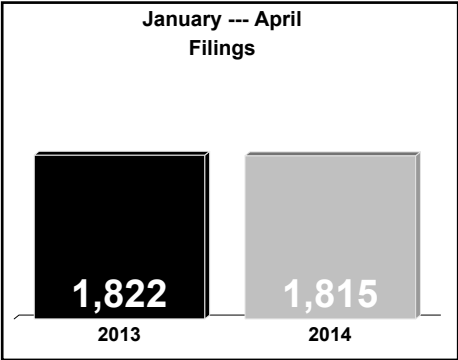
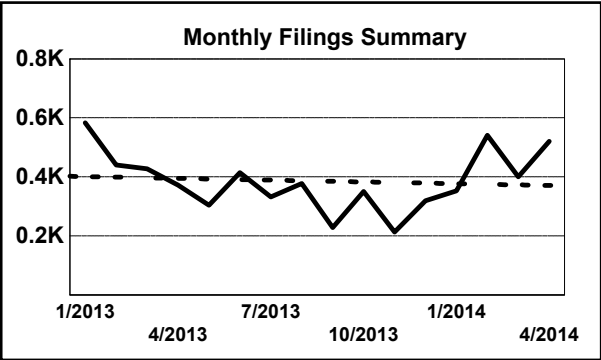


	Jan	Feb	Mar	Apr	May	Jun	Jul	Aug	Sep	Oct	Nov	Dec	Thru Apr	% Change	Trending	Total
2013	158	134	145	174	84	91	165	94	98	297	80	75	611			1,595
2014	112	98	134	251	-	-	-	-	-	-	-	-	595	-2.6%	▼	595

		Jan	Feb	Mar	Apr	May	Jun	Jul	Aug	Sep	Oct	Nov	Dec	Thru Apr	% Change	Trending	Total
Administrative Law	2013	1	-	-	-	-	-	-	1	-	-	-	-	1			2
Capital Murder	2014	-	-	-	2	-	-	-	-	-	-	-	-	2			2
Contested Divorce	2013	-	1	2	3	2	1	2	4	1	2	2	2	6			22
	2014	1	1	5	-	-	-	-	-	-	-	-	-	7	16.7%	▲	7
Domestic and Family - Level 1	2013	-	1	-	2	1	1	2	-	1	-	1	3	3			12
	2014	-	1	1	-	-	-	-	-	-	-	-	-	2	-33.3%	▼	2
Domestic and Family - Level 2	2013	-	1	-	2	1	5	1	-	-	-	-	-	3			10
	2014	1	-	2	2	-	-	-	-	-	-	-	-	5	66.7%	▲	5
General Civil - Level 1	2013	-	-	-	-	1	-	-	-	-	-	-	2	0			3
	2014	-	1	-	1	-	-	-	-	-	-	-	-	2	0.0%	↔	2
General Civil - Level 2	2013	1	3	4	7	-	4	-	3	1	2	3	-	15			28
	2014	4	1	3	1	-	-	-	-	-	-	-	-	9	-40.0%	▼	9
General Civil - Level 3	2013	1	1	2	-	2	3	1	1	6	4	1	5	4			27
	2014	1	-	2	-	-	-	-	-	-	-	-	-	3	-25.0%	▼	3
Miscellaneous	2013	68	76	80	44	35	35	39	51	42	40	25	32	268			567
	2014	42	47	58	46	-	-	-	-	-	-	-	-	193	-28.0%	▼	193
Misdemeanor	2013	16	13	5	18	14	11	19	2	8	24	5	10	52			145
	2014	10	8	9	8	-	-	-	-	-	-	-	-	35	-32.7%	▼	35
Non-Capital Felonies and Related Matters	2013	62	22	40	87	16	24	92	18	27	212	32	14	211			646
	2014	43	31	35	178	-	-	-	-	-	-	-	-	287	36.0%	▲	287
Other	2013	3	2	2	2	1	4	2	4	2	3	2	-	9			27
	2014	3	3	5	2	-	-	-	-	-	-	-	-	13	44.4%	▲	13
Other Criminally Related Matters	2013	2	1	-	1	1	-	2	2	3	3	-	3	4			18
	2014	-	1	2	1	-	-	-	-	-	-	-	-	4	0.0%	↔	4
Probates/Wills and Trusts - Level 2	2013	-	2	-	3	2	1	1	-	1	-	2	-	5			12
	2014	1	1	1	1	-	-	-	-	-	-	-	-	4	-20.0%	▼	4
Protective Orders	2013	-	-	-	-	1	-	-	-	-	-	-	-	0			1
Uncontested Divorce	2013	4	11	10	5	7	2	4	8	6	7	7	4	30	0.0%	↔	75
	2014	6	3	11	9	-	-	-	-	-	-	-	-	29	-3.3%	▼	29

Type of Court: Circuit
Locale/Circuit: Augusta 25
Start/End Date: Jan-13 / Apr-14
Type of Case: Filings
AVG. Month: 386
2013 AVG Month: 364
2014 AVG Month: 454
Jan-Apr 2013: 1,822
Jan-Apr 2014: 1,815
Filings Trending: Steady ↔

D
a
s
h
b
o
a
r
d

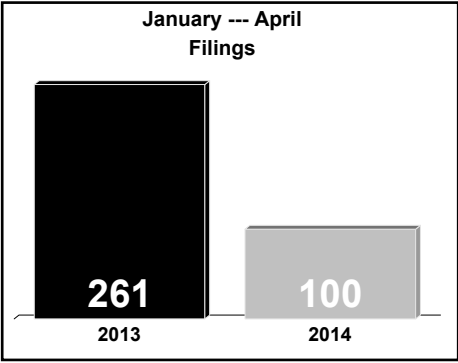
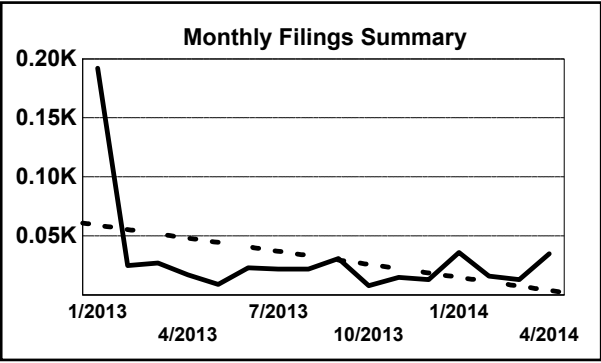


	Jan	Feb	Mar	Apr	May	Jun	Jul	Aug	Sep	Oct	Nov	Dec	Thru Apr	% Change	Trending	Total
2013	583	440	427	372	304	415	332	378	228	351	213	319	1,822			4,362
2014	353	541	401	520	-	-	-	-	-	-	-	-	1,815	-0.4%	▼	1,815

		Jan	Feb	Mar	Apr	May	Jun	Jul	Aug	Sep	Oct	Nov	Dec	Thru Apr	% Change	Trending	Total
Administrative Law	2013	1	-	-	-	2	-	1	-	1	-	-	1	1			6
	2014	-	1	-	-	-	-	-	-	-	-	-	-	1	0.0%	↔	1
Capital Murder	2014	3	-	-	-	-	-	-	-	-	-	-	-	3			3
Contested Divorce	2013	5	6	3	1	3	4	7	5	2	6	3	4	15			49
	2014	6	6	3	18	-	-	-	-	-	-	-	-	33	120.0%	▲	33
Domestic and Family - Level 1	2013	11	10	10	9	16	5	6	10	6	11	17	6	40			117
	2014	20	20	12	-	-	-	-	-	-	-	-	-	52	30.0%	▲	52
Domestic and Family - Level 2	2013	3	5	5	4	11	10	6	6	5	6	7	4	17			72
	2014	5	8	16	9	-	-	-	-	-	-	-	-	38	123.5%	▲	38
General Civil - Level 1	2013	-	-	1	-	-	-	1	1	-	-	-	2	1			5
	2014	-	1	1	1	-	-	-	-	-	-	-	-	3	200.0%	▲	3
General Civil - Level 2	2013	10	8	5	7	8	6	8	8	3	5	6	7	30			81
	2014	7	7	4	9	-	-	-	-	-	-	-	-	27	-10.0%	▼	27
General Civil - Level 3	2013	1	4	3	1	4	8	4	8	5	3	-	6	9			47
	2014	2	2	6	8	-	-	-	-	-	-	-	-	18	100.0%	▲	18
Miscellaneous	2013	357	282	221	172	145	95	139	136	116	127	126	149	1,032			2,065
	2014	185	246	230	197	-	-	-	-	-	-	-	-	858	-16.9%	▼	858
Misdemeanor	2013	14	12	5	4	5	3	11	9	7	5	10	9	35			94
	2014	7	9	8	7	-	-	-	-	-	-	-	-	31	-11.4%	▼	31
Non-Capital Felonies and Related Matters	2013	161	92	144	146	79	264	118	170	54	153	31	101	543			1,513
	2014	89	215	97	236	-	-	-	-	-	-	-	-	637	17.3%	▲	637
Other	2013	11	9	11	12	7	9	10	9	10	12	4	13	43			117
	2014	14	10	7	14	-	-	-	-	-	-	-	-	45	4.7%	▲	45
Other Criminally Related Matters	2013	3	-	2	1	3	-	3	4	4	2	3	3	6			28
	2014	2	1	2	3	-	-	-	-	-	-	-	-	8	33.3%	▲	8
Probates/Wills and Trusts - Level 1	2013	-	-	-	1	-	-	-	-	-	3	-	-	1			4
	2014	-	1	1	-	-	-	-	-	-	-	-	-	2	100.0%	▲	2
Probates/Wills and Trusts - Level 2	2013	-	-	3	1	1	1	1	3	2	1	1	3	4			17
	2014	1	-	-	-	-	-	-	-	-	-	-	-	1	-75.0%	▼	1
Protective Orders	2013	-	-	-	-	-	-	-	-	-	1	-	1	0			2
Uncontested Divorce	2013	6	12	14	13	20	10	17	9	13	16	5	10	45	0.0%	↔	145
	2014	12	14	14	18	-	-	-	-	-	-	-	-	58	28.9%	▲	58

Type of Court: Circuit
Locale/Circuit: Bath 25
Start/End Date: Jan-13 / Apr-14
Type of Case: Filings
AVG. Month: 32
2013 AVG Month: 34
2014 AVG Month: 25
Jan-Apr 2013: 261
Jan-Apr 2014: 100
Filings Trending: Downward ▼

D
a
s
h
b
o
a
r
d



	Jan	Feb	Mar	Apr	May	Jun	Jul	Aug	Sep	Oct	Nov	Dec	Thru Apr	% Change	Trending	Total
2013	192	25	27	17	9	23	22	22	31	8	15	13	261			404
2014	36	16	13	35	-	-	-	-	-	-	-	-	100	-61.7%	▼	100

		Jan	Feb	Mar	Apr	May	Jun	Jul	Aug	Sep	Oct	Nov	Dec	Thru Apr	% Change	Trending	Total
Contested Divorce	2013	-	-	1	-	1	-	1	1	-	1	-	2	1			7
	2014	-	1	-	-	-	-	-	-	-	-	-	-	1	0.0%	↔	1
Domestic and Family - Level 1	2013	-	-	-	-	-	-	1	-	-	-	-	-	0			1
	2014	1	1	-	-	-	-	-	-	-	-	-	-	2	0.0%	↔	2
General Civil - Level 1	2014	1	-	-	-	-	-	-	-	-	-	-	-	1			1
General Civil - Level 2	2013	1	1	-	-	-	-	-	-	-	-	3	-	2			5
General Civil - Level 3	2013	1	-	2	-	-	3	-	-	-	-	-	1	3			7
	2014	1	-	-	-	-	-	-	-	-	-	-	-	1	-66.7%	▼	1
Miscellaneous	2013	20	22	21	15	3	10	19	17	17	7	12	6	78			169
	2014	17	12	10	18	-	-	-	-	-	-	-	-	57	-26.9%	▼	57
Misdemeanor	2013	1	-	-	1	-	-	-	1	4	-	-	-	2			7
	2014	5	-	1	9	-	-	-	-	-	-	-	-	15	650.0%	▲	15
Non-Capital Felonies and Related Matters	2013	167	1	-	-	-	10	1	2	9	-	-	4	168			194
	2014	10	-	-	6	-	-	-	-	-	-	-	-	16	-90.5%	▼	16
Other Criminally Related Matters	2013	-	1	-	-	-	-	-	-	-	-	-	-	1			1
	2014	-	-	1	-	-	-	-	-	-	-	-	-	1	0.0%	↔	1
Probates/Wills and Trusts	2013	-	-	-	-	2	-	-	-	-	-	-	-	0			2
Probates/Wills and Trusts	2013	-	-	-	-	1	-	-	-	-	-	-	-	0	0.0%	↔	1
Uncontested Divorce	2013	2	-	3	1	2	-	-	1	1	-	-	-	6	0.0%	↔	10
	2014	1	2	1	2	-	-	-	-	-	-	-	-	6	0.0%	↔	6

Type of Court: Circuit

Locale/Circuit: Botetourt 25

Start/End Date: Jan-13 / Apr-14

Type of Case: Filings

AVG. Month: 173

2013 AVG Month: 176

2014 AVG Month: 165

Jan-Apr 2013: 819

Jan-Apr 2014: 659

Filings Trending: Downward ▼

D

a

s

h

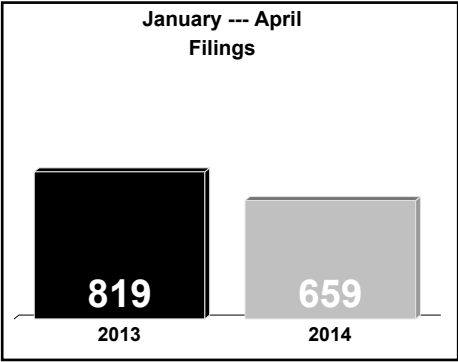
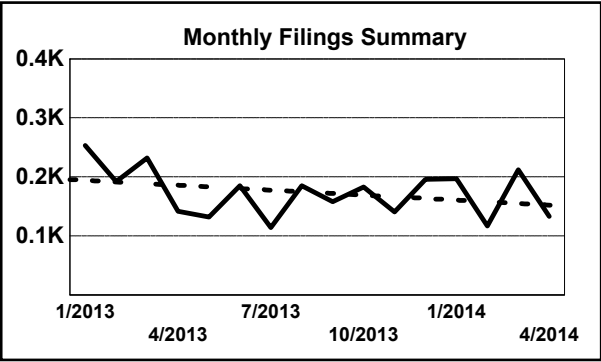
b

o

a

r

d

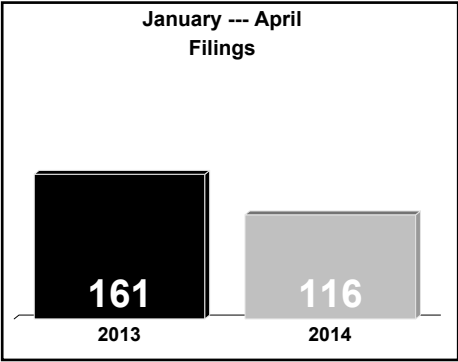
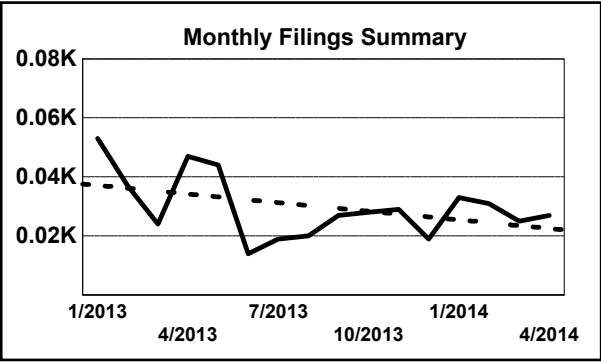


	Jan	Feb	Mar	Apr	May	Jun	Jul	Aug	Sep	Oct	Nov	Dec	Thru Apr	% Change	Trending	Total
2013	253	192	232	142	132	185	114	185	158	183	141	196	819			2,113
2014	197	117	212	133	-	-	-	-	-	-	-	-	659	-19.5%	▼	659

		Jan	Feb	Mar	Apr	May	Jun	Jul	Aug	Sep	Oct	Nov	Dec	Thru Apr	% Change	Trending	Total
Contested Divorce	2013	2	3	5	1	2	4	2	2	4	2	2	3	11			32
	2014	5	4	3	1	-	-	-	-	-	-	-	-	13	18.2%	▲	13
Domestic and Family - Level 1	2013	1	2	-	24	-	10	1	3	4	2	4	1	27			52
	2014	5	2	-	8	-	-	-	-	-	-	-	-	15	-44.4%	▼	15
Domestic and Family - Level 2	2013	2	1	1	1	1	3	1	1	3	1	-	1	5			16
	2014	-	-	2	1	-	-	-	-	-	-	-	-	3	-40.0%	▼	3
General Civil - Level 1	2013	-	-	1	-	1	1	-	-	-	-	-	-	1			3
	2014	-	1	1	-	-	-	-	-	-	-	-	-	2	100.0%	▲	2
General Civil - Level 2	2013	6	3	5	6	2	1	5	2	3	3	6	2	20			44
	2014	3	3	4	3	-	-	-	-	-	-	-	-	13	-35.0%	▼	13
General Civil - Level 3	2013	4	3	4	3	1	-	3	5	2	4	2	3	14			34
	2014	3	4	6	5	-	-	-	-	-	-	-	-	18	28.6%	▲	18
Miscellaneous	2013	167	124	106	76	74	61	61	63	105	84	79	94	473			1,094
	2014	122	76	97	77	-	-	-	-	-	-	-	-	372	-21.4%	▼	372
Misdemeanor	2013	18	11	18	3	14	19	9	15	7	18	11	11	50			154
	2014	12	6	18	12	-	-	-	-	-	-	-	-	48	-4.0%	▼	48
Non-Capital Felonies and Related Matters	2013	36	38	83	16	25	74	22	78	19	52	26	71	173			540
	2014	37	13	69	18	-	-	-	-	-	-	-	-	137	-20.8%	▼	137
Other	2013	-	-	-	-	1	-	-	-	-	1	-	-	0			2
Other Criminally Related Matters	2013	6	3	2	2	2	6	1	7	4	2	6	5	13	0.0%	↔	46
	2014	6	1	5	3	-	-	-	-	-	-	-	-	15	15.4%	▲	15
Probates/Wills and Trusts - Level 2	2013	-	1	1	-	-	-	-	2	-	2	1	2	2			9
	2014	-	-	1	-	-	-	-	-	-	-	-	-	1	-50.0%	▼	1
Uncontested Divorce	2013	11	3	6	10	9	6	9	7	7	12	4	3	30			87
	2014	4	7	6	5	-	-	-	-	-	-	-	-	22	-26.7%	▼	22

Type of Court: Circuit
Locale/Circuit: Craig 25
Start/End Date: Jan-13 / Apr-14
Type of Case: Filings
AVG. Month: 30
2013 AVG Month: 30
2014 AVG Month: 29
Jan-Apr 2013: 161
Jan-Apr 2014: 116
Filings Trending: Downward ▼

D
a
s
h
b
o
a
r
d



	Jan	Feb	Mar	Apr	May	Jun	Jul	Aug	Sep	Oct	Nov	Dec	Thru Apr	% Change	Trending	Total
2013	53	37	24	47	44	14	19	20	27	28	29	19	161			361
2014	33	31	25	27	-	-	-	-	-	-	-	-	116	-28.0%	▼	116

		Jan	Feb	Mar	Apr	May	Jun	Jul	Aug	Sep	Oct	Nov	Dec	Thru Apr	% Change	Trending	Total
Contested Divorce	2013	1	-	1	-	3	1	-	-	-	2	2	-	2			10
Domestic and Family - Level 1	2013	6	1	-	23	2	-	1	-	1	-	2	2	30			38
	2014	1	2	3	-	-	-	-	-	-	-	-	-	6	-80.0%	▼	6
Domestic and Family - Lev	2013	-	-	-	1	-	-	-	-	-	-	-	-	1			1
General Civil - Level 2	2013	1	-	-	2	1	-	-	-	-	-	-	-	3			4
	2014	1	2	-	1	-	-	-	-	-	-	-	-	4	33.3%	▲	4
General Civil - Level 3	2013	-	-	-	-	1	1	-	-	1	-	-	-	0			3
	2014	1	-	-	-	-	-	-	-	-	-	-	-	1	0.0%	↔	1
Miscellaneous	2013	41	35	21	14	23	10	14	19	20	24	21	14	111			256
	2014	20	18	19	24	-	-	-	-	-	-	-	-	81	-27.0%	▼	81
Misdemeanor	2013	-	1	-	2	6	-	-	-	2	1	-	1	3			13
	2014	2	1	1	-	-	-	-	-	-	-	-	-	4	33.3%	▲	4
Non-Capital Felonies and Related Matters	2013	1	-	-	-	7	1	1	1	3	-	2	1	1			17
	2014	4	5	-	-	-	-	-	-	-	-	-	-	9	800.0%	▲	9
Other	2013	1	-	1	2	-	-	1	-	-	1	-	-	4			6
	2014	2	-	-	-	-	-	-	-	-	-	-	-	2	-50.0%	▼	2
Other Criminally Related M	2013	-	-	-	1	-	-	-	-	-	-	-	-	1			1
Probates/Wills and Trusts	2013	-	-	-	-	-	1	-	-	-	-	-	-	0			1
Uncontested Divorce	2013	2	-	1	2	1	-	2	-	-	-	2	1	5	0.0%	↔	11
	2014	2	3	2	2	-	-	-	-	-	-	-	-	9	80.0%	▲	9

Type of Court: Circuit

Locale/Circuit: Highland 25

Start/End Date: Jan-13 / Apr-14

Type of Case: Filings

AVG. Month: 13

2013 AVG Month: 12

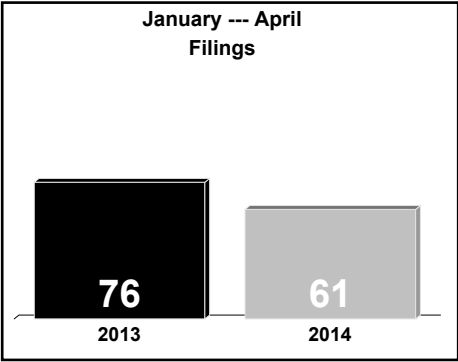
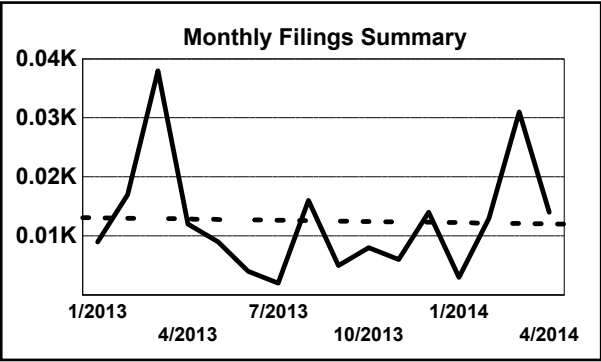
2014 AVG Month: 15

Jan-Apr 2013: 76

Jan-Apr 2014: 61

Filings Trending: Downward ▼

D
a
s
h
b
o
a
r
d

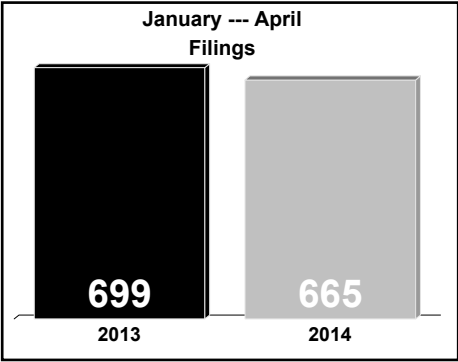
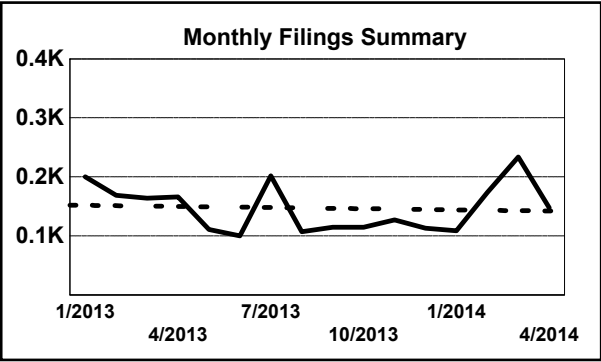


	Jan	Feb	Mar	Apr	May	Jun	Jul	Aug	Sep	Oct	Nov	Dec	Thru Apr	% Change	Trending	Total
2013	9	17	38	12	9	4	2	16	5	8	6	14	76			140
2014	3	13	31	14	-	-	-	-	-	-	-	-	61	-19.7%	▼	61

		Jan	Feb	Mar	Apr	May	Jun	Jul	Aug	Sep	Oct	Nov	Dec	Thru Apr	% Change	Trending	Total
Administrative Law	2013	-	-	-	-	-	-	-	-	-	-	-	1	0			1
Contested Divorce	2013	-	1	1	-	1	-	1	-	1	-	-	1	2	0.0%	↔	6
	2014	-	-	-	1	-	-	-	-	-	-	-	-	1	-50.0%	▼	1
General Civil - Level 2	2013	-	-	1	-	-	-	-	-	-	1	-	-	1			2
General Civil - Level 3	2013	-	-	2	-	-	-	-	-	-	-	-	-	2			2
Miscellaneous	2013	8	11	18	12	8	4	1	16	1	6	4	3	49			92
	2014	1	12	11	4	-	-	-	-	-	-	-	-	28	-42.9%	▼	28
Misdemeanor	2013	1	2	5	-	-	-	-	-	-	-	-	4	8			12
Non-Capital Felonies and Related Matters	2013	-	3	11	-	-	-	-	-	2	1	1	5	14			23
	2014	1	-	19	9	-	-	-	-	-	-	-	-	29	107.1%	▲	29
Uncontested Divorce	2013	-	-	-	-	-	-	-	-	1	-	1	-	0			2
	2014	1	1	1	-	-	-	-	-	-	-	-	-	3	0.0%	↔	3

Type of Court: Circuit
Locale/Circuit: Rockbridge 25
Start/End Date: Jan-13 / Apr-14
Type of Case: Filings
AVG. Month: 147
2013 AVG Month: 141
2014 AVG Month: 166
Jan-Apr 2013: 699
Jan-Apr 2014: 665
Filings Trending: Downward ▼

D
a
s
h
b
o
a
r
d



	Jan	Feb	Mar	Apr	May	Jun	Jul	Aug	Sep	Oct	Nov	Dec	Thru Apr	% Change	Trending	Total
2013	200	169	164	166	111	100	202	107	115	115	127	113	699			1,689
2014	109	174	234	148	-	-	-	-	-	-	-	-	665	-4.9%	▼	665

		Jan	Feb	Mar	Apr	May	Jun	Jul	Aug	Sep	Oct	Nov	Dec	Thru Apr	% Change	Trending	Total
Administrative Law	2014	-	-	-	1	-	-	-	-	-	-	-	-	1			1
Contested Divorce	2013	-	11	3	3	1	2	-	2	3	1	3	2	17			31
	2014	3	2	5	3	-	-	-	-	-	-	-	-	13	-23.5%	▼	13
Domestic and Family - Level 1	2013	4	1	1	5	2	-	3	1	3	2	2	5	11			29
	2014	-	1	1	5	-	-	-	-	-	-	-	-	7	-36.4%	▼	7
Domestic and Family - Level 2	2013	1	1	-	-	-	1	-	-	1	1	-	-	2			5
	2014	1	1	-	-	-	-	-	-	-	-	-	-	2	0.0%	↔	2
General Civil - Level 1	2013	-	1	-	-	-	-	-	1	-	1	-	-	1			3
	2014	-	1	-	-	-	-	-	-	-	-	-	-	1	0.0%	↔	1
General Civil - Level 2	2013	2	3	2	2	3	2	4	1	2	4	3	5	9			33
	2014	7	2	6	5	-	-	-	-	-	-	-	-	20	122.2%	▲	20
General Civil - Level 3	2013	5	6	4	2	5	4	1	-	2	1	6	2	17			38
	2014	2	4	7	-	-	-	-	-	-	-	-	-	13	-23.5%	▼	13
Miscellaneous	2013	85	61	49	52	51	38	49	44	43	30	48	53	247			603
	2014	40	57	94	67	-	-	-	-	-	-	-	-	258	4.5%	▲	258
Misdemeanor	2013	19	29	31	31	10	13	21	15	24	19	18	22	110			252
	2014	13	19	19	16	-	-	-	-	-	-	-	-	67	-39.1%	▼	67
Non-Capital Felonies and Related Matters	2013	75	37	60	58	28	30	116	36	31	43	34	18	230			566
	2014	36	77	91	38	-	-	-	-	-	-	-	-	242	5.2%	▲	242
Other	2013	5	3	2	2	3	-	-	1	1	-	2	-	12			19
	2014	1	-	-	2	-	-	-	-	-	-	-	-	3	-75.0%	▼	3
Other Criminally Related Matters	2013	3	6	-	8	1	6	2	1	1	6	3	4	17			41
	2014	-	3	9	4	-	-	-	-	-	-	-	-	16	-5.9%	▼	16
Probates/Wills and Trusts	2014	-	-	1	-	-	-	-	-	-	-	-	-	1			1
Probates/Wills and Trusts - Level 2	2013	-	1	2	-	-	-	-	1	-	2	1	-	3			7
	2014	1	1	-	-	-	-	-	-	-	-	-	-	2	-33.3%	▼	2
Uncontested Divorce	2013	1	9	10	3	7	4	6	4	4	5	7	2	23			62
	2014	5	6	1	7	-	-	-	-	-	-	-	-	19	-17.4%	▼	19

Type of Court: Circuit

Locale/Circuit: Buena Vista 25

Start/End Date: Jan-13 / Apr-14

Type of Case: Filings

AVG. Month: 38

2013 AVG Month: 31

2014 AVG Month: 58

Jan-Apr 2013: 144

Jan-Apr 2014: 233

Filings Trending: Upward ▲

D

a

s

h

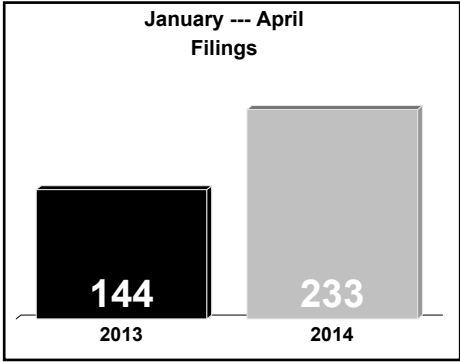
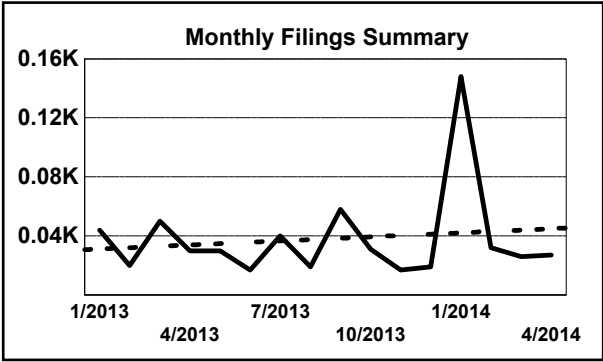
b

o

a

r

d



	Jan	Feb	Mar	Apr	May	Jun	Jul	Aug	Sep	Oct	Nov	Dec	Thru Apr	% Change	Trending	Total
2013	44	20	50	30	30	17	40	19	58	31	17	19	144			375
2014	148	32	26	27	-	-	-	-	-	-	-	-	233	61.8%	▲	233

		Jan	Feb	Mar	Apr	May	Jun	Jul	Aug	Sep	Oct	Nov	Dec	Thru Apr	% Change	Trending	Total
Contested Divorce	2013	4	-	-	1	1	1	2	2	2	-	1	-	5			14
	2014	-	-	2	1	-	-	-	-	-	-	-	-	3	-40.0%	▼	3
Domestic and Family - Level 1	2013	-	-	-	-	1	-	1	1	4	5	-	-	0			12
	2014	1	-	-	3	-	-	-	-	-	-	-	-	4	0.0%	↔	4
Domestic and Family - Lev	2014	-	-	1	-	-	-	-	-	-	-	-	-	1			1
General Civil - Level 2	2013	2	-	-	1	-	-	-	-	-	-	-	1	3			4
General Civil - Level 3	2013	-	-	-	-	-	-	-	-	-	-	1	1	0			2
Miscellaneous	2013	18	10	19	11	5	3	3	4	11	7	6	10	58	0.0%	↔	107
	2014	10	15	9	7	-	-	-	-	-	-	-	-	41	-29.3%	▼	41
Misdemeanor	2013	8	2	3	6	5	5	1	7	5	4	6	-	19			52
	2014	2	5	2	2	-	-	-	-	-	-	-	-	11	-42.1%	▼	11
Non-Capital Felonies and Related Matters	2013	9	6	24	9	16	5	31	4	33	14	2	5	48			158
	2014	132	9	8	10	-	-	-	-	-	-	-	-	159	231.3%	▲	159
Other Criminally Related Matters	2013	1	-	-	-	-	-	1	-	-	-	-	-	1			2
	2014	2	2	1	1	-	-	-	-	-	-	-	-	6	500.0%	▲	6
Probates/Wills and Trusts - Level 2	2013	-	1	-	-	-	-	-	-	1	-	1	-	1			3
	2014	1	1	-	-	-	-	-	-	-	-	-	-	2	100.0%	▲	2
Uncontested Divorce	2013	2	1	4	2	2	3	1	1	2	1	-	2	9			21
	2014	-	-	3	3	-	-	-	-	-	-	-	-	6	-33.3%	▼	6

Type of Court: Circuit

Locale/Circuit: Staunton 25

Start/End Date: Jan-13 / Apr-14

Type of Case: Filings

AVG. Month: 131

2013 AVG Month: 129

2014 AVG Month: 138

Jan-Apr 2013: 613

Jan-Apr 2014: 552

Filings Trending: Downward ▼

D

a

s

h

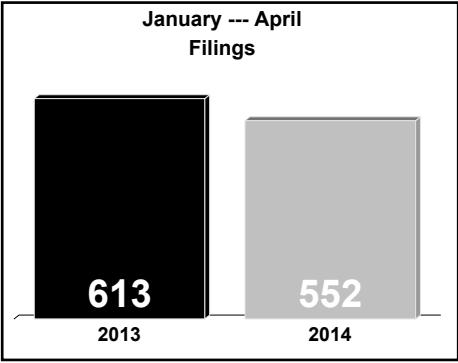
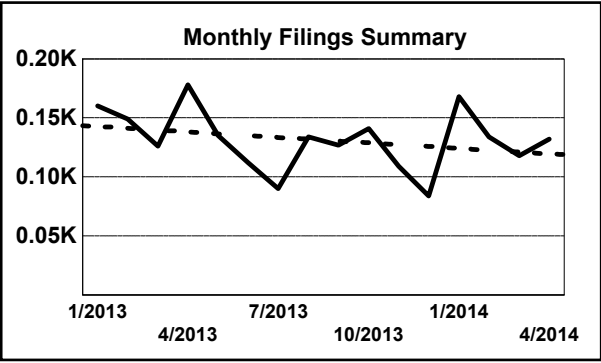
b

o

a

r

d

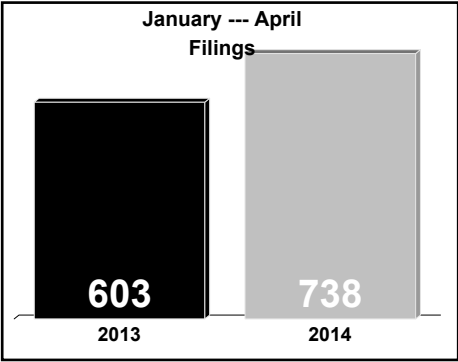
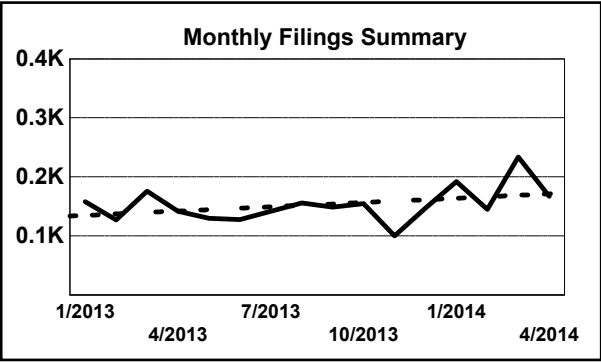


	Jan	Feb	Mar	Apr	May	Jun	Jul	Aug	Sep	Oct	Nov	Dec	Thru Apr	% Change	Trending	Total
2013	160	149	126	178	135	112	90	134	127	141	109	84	613			1,545
2014	168	134	118	132	-	-	-	-	-	-	-	-	552	-10.0%	▼	552

		Jan	Feb	Mar	Apr	May	Jun	Jul	Aug	Sep	Oct	Nov	Dec	Thru Apr	% Change	Trending	Total
Administrative Law	2013	-	-	-	-	1	-	-	-	-	-	-	-	0			1
Contested Divorce	2013	4	5	2	4	2	4	5	1	1	2	1	-	15	0.0%	↔	31
	2014	2	-	1	1	-	-	-	-	-	-	-	-	4	-73.3%	▼	4
Domestic and Family - Level 1	2013	-	2	1	16	2	5	1	1	2	5	4	3	19			42
	2014	5	1	3	3	-	-	-	-	-	-	-	-	12	-36.8%	▼	12
Domestic and Family - Level 2	2013	-	-	1	-	1	-	-	1	1	-	1	1	1			6
	2014	-	-	2	1	-	-	-	-	-	-	-	-	3	200.0%	▲	3
General Civil - Level 1	2013	-	-	1	-	-	-	-	-	2	-	-	-	1			3
General Civil - Level 2	2013	2	-	-	3	2	1	3	1	1	2	2	3	5			20
	2014	1	2	2	-	-	-	-	-	-	-	-	-	5	0.0%	↔	5
General Civil - Level 3	2013	8	8	4	5	3	5	3	15	4	8	5	8	25			76
	2014	10	4	6	10	-	-	-	-	-	-	-	-	30	20.0%	▲	30
Miscellaneous	2013	43	54	44	35	23	21	24	36	18	35	23	31	176			387
	2014	29	42	46	31	-	-	-	-	-	-	-	-	148	-15.9%	▼	148
Misdemeanor	2013	5	19	12	11	7	9	11	11	8	21	17	3	47			134
	2014	25	11	5	13	-	-	-	-	-	-	-	-	54	14.9%	▲	54
Non-Capital Felonies and Related Matters	2013	92	43	42	95	78	57	30	53	77	58	48	30	272			703
	2014	80	57	39	53	-	-	-	-	-	-	-	-	229	-15.8%	▼	229
Other	2013	5	10	9	2	9	9	7	1	4	4	2	2	26			64
	2014	10	5	6	10	-	-	-	-	-	-	-	-	31	19.2%	▲	31
Other Criminally Related Matters	2013	-	2	-	3	-	-	-	7	5	4	2	2	5			25
	2014	2	4	2	3	-	-	-	-	-	-	-	-	11	120.0%	▲	11
Probates/Wills and Trusts - Level 2	2013	-	2	-	-	1	-	1	1	-	-	1	1	2			7
	2014	1	-	-	-	-	-	-	-	-	-	-	-	1	-50.0%	▼	1
Protective Orders	2013	-	-	3	-	-	-	-	-	-	-	-	-	3			3
Uncontested Divorce	2013	1	4	7	4	6	1	5	6	4	2	3	-	16			43
	2014	3	8	6	7	-	-	-	-	-	-	-	-	24	50.0%	▲	24

Type of Court: Circuit
Locale/Circuit: Waynesboro 25
Start/End Date: Jan-13 / Apr-14
Type of Case: Filings
AVG. Month: 153
2013 AVG Month: 143
2014 AVG Month: 185
Jan-Apr 2013: 603
Jan-Apr 2014: 738
Filings Trending: Upward ▲

D
a
s
h
b
o
a
r
d

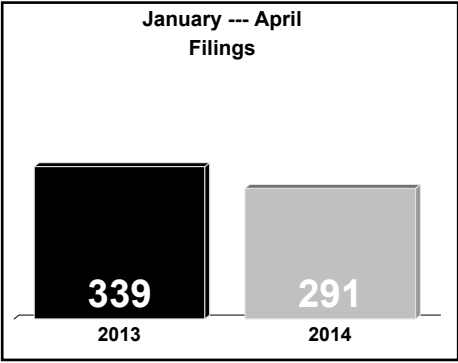
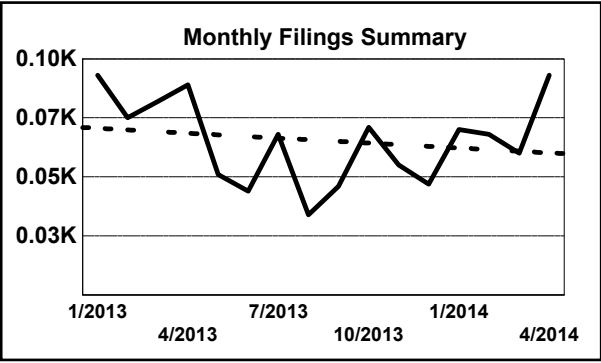


	Jan	Feb	Mar	Apr	May	Jun	Jul	Aug	Sep	Oct	Nov	Dec	Thru Apr	% Change	Trending	Total
2013	158	127	176	142	130	128	142	156	149	155	100	147	603			1,710
2014	192	145	234	167	-	-	-	-	-	-	-	-	738	22.4%	▲	738

		Jan	Feb	Mar	Apr	May	Jun	Jul	Aug	Sep	Oct	Nov	Dec	Thru Apr	% Change	Trending	Total
Administrative Law	2013	-	-	-	1	-	-	-	-	-	-	-	-	1			1
Contested Divorce	2013	8	6	12	16	2	6	6	10	7	12	10	9	42			104
	2014	6	8	14	10	-	-	-	-	-	-	-	-	38	-9.5%	▼	38
Domestic and Family - Level 1	2013	2	4	4	4	6	2	9	4	3	-	4	4	14			46
	2014	2	-	1	15	-	-	-	-	-	-	-	-	18	28.6%	▲	18
Domestic and Family - Level 2	2013	-	3	1	-	-	-	1	3	2	1	-	-	4			11
	2014	-	1	-	-	-	-	-	-	-	-	-	-	1	-75.0%	▼	1
General Civil - Level 1	2013	-	2	1	-	-	-	-	-	-	-	-	-	3			3
	2014	-	-	-	1	-	-	-	-	-	-	-	-	1	-66.7%	▼	1
General Civil - Level 2	2013	2	-	2	2	-	1	1	4	3	1	2	1	6			19
	2014	1	2	2	5	-	-	-	-	-	-	-	-	10	66.7%	▲	10
General Civil - Level 3	2013	1	-	1	1	5	1	-	11	2	2	-	-	3			24
	2014	-	7	1	2	-	-	-	-	-	-	-	-	10	233.3%	▲	10
Miscellaneous	2013	57	36	27	34	20	21	26	13	29	33	16	23	154			335
	2014	24	46	52	23	-	-	-	-	-	-	-	-	145	-5.8%	▼	145
Misdemeanor	2013	5	6	8	1	3	2	2	9	6	9	11	10	20			72
	2014	12	6	4	9	-	-	-	-	-	-	-	-	31	55.0%	▲	31
Non-Capital Felonies and Related Matters	2013	23	22	28	19	41	38	49	46	43	52	19	37	92			417
	2014	77	29	44	37	-	-	-	-	-	-	-	-	187	103.3%	▲	187
Other	2013	43	25	60	34	27	33	25	33	32	26	19	47	162			404
	2014	46	30	72	33	-	-	-	-	-	-	-	-	181	11.7%	▲	181
Other Criminally Related Matters	2013	-	-	-	1	2	2	2	1	2	-	2	2	1			14
	2014	-	1	3	3	-	-	-	-	-	-	-	-	7	600.0%	▲	7
Probates/Wills and Trusts - Level 2	2013	-	-	-	-	1	-	-	-	-	2	-	1	0			4
	2014	1	1	-	-	-	-	-	-	-	-	-	-	2	0.0%	↔	2
Uncontested Divorce	2013	17	23	32	29	23	22	21	22	20	17	17	13	101			256
	2014	23	14	41	29	-	-	-	-	-	-	-	-	107	5.9%	▲	107

Type of Court: Circuit
Locale/Circuit: Clarke 26
Start/End Date: Jan-13 / Apr-14
Type of Case: Filings
AVG. Month: 65
2013 AVG Month: 63
2014 AVG Month: 73
Jan-Apr 2013: 339
Jan-Apr 2014: 291
Filings Trending: Downward ▼

D
a
s
h
b
o
a
r
d

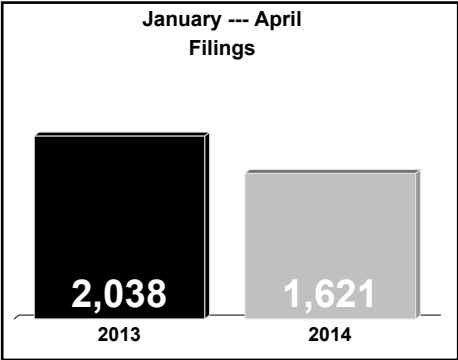
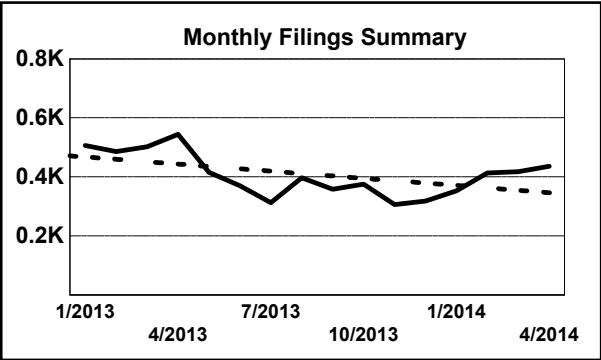


	Jan	Feb	Mar	Apr	May	Jun	Jul	Aug	Sep	Oct	Nov	Dec	Thru Apr	% Change	Trending	Total
2013	93	75	82	89	51	44	68	34	46	71	55	47	339			755
2014	70	68	60	93	-	-	-	-	-	-	-	-	291	-14.2%	▼	291

		Jan	Feb	Mar	Apr	May	Jun	Jul	Aug	Sep	Oct	Nov	Dec	Thru Apr	% Change	Trending	Total
Contested Divorce	2013	3	1	2	5	2	1	3	2	1	3	3	1	11			27
	2014	3	4	1	5	-	-	-	-	-	-	-	-	13	18.2%	▲	13
Domestic and Family - Level 1	2013	1	1	-	1	-	-	1	-	2	-	-	-	3	0.0%	↔	6
	2014	-	1	-	2	-	-	-	-	-	-	-	-	3	0.0%	↔	3
Domestic and Family - Level 2	2013	-	-	-	2	1	-	-	1	1	1	-	-	2			6
	2014	1	1	-	1	-	-	-	-	-	-	-	-	3	50.0%	▲	3
General Civil - Level 1	2014	-	-	-	1	-	-	-	-	-	-	-	-	1			1
General Civil - Level 2	2013	-	1	1	3	2	4	1	-	1	1	-	1	5			15
	2014	1	1	1	2	-	-	-	-	-	-	-	-	5	0.0%	↔	5
General Civil - Level 3	2013	1	-	-	1	1	1	-	-	-	1	2	2	2			9
	2014	-	1	2	1	-	-	-	-	-	-	-	-	4	100.0%	▲	4
Miscellaneous	2013	61	46	48	36	30	16	29	30	23	24	30	26	191			399
	2014	41	28	40	22	-	-	-	-	-	-	-	-	131	-31.4%	▼	131
Misdemeanor	2013	7	6	7	13	5	4	9	-	4	11	5	3	33			74
	2014	1	11	4	12	-	-	-	-	-	-	-	-	28	-15.2%	▼	28
Non-Capital Felonies and Related Matters	2013	18	8	22	22	7	14	23	-	6	25	11	10	70			166
	2014	9	13	8	43	-	-	-	-	-	-	-	-	73	4.3%	▲	73
Other	2013	-	-	-	-	-	-	1	-	-	-	2	-	0			3
	2014	3	-	1	1	-	-	-	-	-	-	-	-	5	0.0%	↔	5
Other Criminally Related Matters	2013	-	2	-	1	1	1	1	-	3	3	-	1	3			13
	2014	5	6	1	3	-	-	-	-	-	-	-	-	15	400.0%	▲	15
Probates/Wills and Trusts	2014	1	-	-	-	-	-	-	-	-	-	-	-	1			1
Probates/Wills and Trusts	2013	-	3	-	-	-	-	-	-	1	-	-	-	3			4
	2014	2	7	2	5	2	3	-	1	4	2	2	3	16			33
Uncontested Divorce	2014	5	2	2	-	-	-	-	-	-	-	-	-	9	-43.8%	▼	9

Type of Court: Circuit
Locale/Circuit: Frederick 26
Start/End Date: Jan-13 / Apr-14
Type of Case: Filings
AVG. Month: 407
2013 AVG Month: 408
2014 AVG Month: 405
Jan-Apr 2013: 2,038
Jan-Apr 2014: 1,621
Filings Trending: Downward ▼

D
a
s
h
b
o
a
r
d



	Jan	Feb	Mar	Apr	May	Jun	Jul	Aug	Sep	Oct	Nov	Dec	Thru Apr	% Change	Trending	Total
2013	506	486	502	544	416	370	313	397	358	376	306	318	2,038			4,892
2014	353	414	418	436	-	-	-	-	-	-	-	-	1,621	-20.5%	▼	1,621

		Jan	Feb	Mar	Apr	May	Jun	Jul	Aug	Sep	Oct	Nov	Dec	Thru Apr	% Change	Trending	Total
Administrative Law	2013	1	-	-	-	-	1	-	-	-	-	1	-	1			3
	2014	-	-	-	1	-	-	-	-	-	-	-	-	1	0.0%	↔	1
Contested Divorce	2013	12	7	15	12	13	14	10	16	3	11	10	7	46			130
	2014	6	6	12	7	-	-	-	-	-	-	-	-	31	-32.6%	▼	31
Domestic and Family - Level 1	2013	2	7	5	7	2	7	6	2	6	2	4	4	21			54
	2014	-	1	4	7	-	-	-	-	-	-	-	-	12	-42.9%	▼	12
Domestic and Family - Level 2	2013	3	1	1	3	1	4	2	3	-	4	5	4	8			31
	2014	2	2	-	5	-	-	-	-	-	-	-	-	9	12.5%	▲	9
General Civil - Level 1	2013	-	-	1	-	-	-	-	-	-	1	-	2	1			4
	2014	-	-	1	-	-	-	-	-	-	-	-	-	1	0.0%	↔	1
General Civil - Level 2	2013	15	7	3	11	9	5	7	9	8	8	5	7	36			94
	2014	8	5	7	6	-	-	-	-	-	-	-	-	26	-27.8%	▼	26
General Civil - Level 3	2013	2	2	2	2	7	8	3	4	3	3	7	1	8			44
	2014	2	3	4	2	-	-	-	-	-	-	-	-	11	37.5%	▲	11
Miscellaneous	2013	298	280	221	162	118	110	118	121	131	137	107	125	961			1,928
	2014	164	156	157	175	-	-	-	-	-	-	-	-	652	-32.2%	▼	652
Misdemeanor	2013	34	32	61	45	39	96	46	48	35	40	33	34	172			543
	2014	34	34	54	48	-	-	-	-	-	-	-	-	170	-1.2%	▼	170
Non-Capital Felonies and Related Matters	2013	97	113	149	261	189	92	94	172	147	131	113	114	620			1,672
	2014	117	178	148	167	-	-	-	-	-	-	-	-	610	-1.6%	▼	610
Other	2013	-	-	1	-	-	-	-	1	-	-	-	1	1			3
	2014	-	1	-	-	-	-	-	-	-	-	-	-	1	0.0%	↔	1
Other Criminally Related Matters	2013	11	6	5	13	4	7	4	3	7	9	3	4	35			76
	2014	2	2	6	3	-	-	-	-	-	-	-	-	13	-62.9%	▼	13
Probates/Wills and Trusts - Level 2	2013	5	5	1	1	3	3	1	2	2	4	1	1	12			29
	2014	3	1	2	3	-	-	-	-	-	-	-	-	9	-25.0%	▼	9
Uncontested Divorce	2013	26	26	37	27	31	23	22	16	16	26	17	14	116			281
	2014	15	25	23	12	-	-	-	-	-	-	-	-	75	-35.3%	▼	75

Type of Court: Circuit

Locale/Circuit: Page 26

Start/End Date: Jan-13 / Apr-14

Type of Case: Filings

AVG. Month: 135

2013 AVG Month: 134

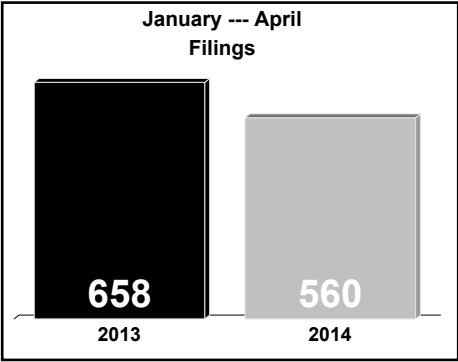
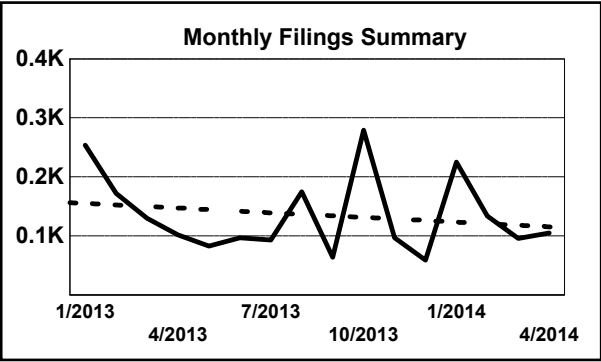
2014 AVG Month: 140

Jan-Apr 2013: 658

Jan-Apr 2014: 560

Filings Trending: Downward ▼

D
a
s
h
b
o
a
r
d



	Jan	Feb	Mar	Apr	May	Jun	Jul	Aug	Sep	Oct	Nov	Dec	Thru Apr	% Change	Trending	Total
2013	254	172	130	102	83	97	93	175	64	279	97	59	658			1,605
2014	225	134	96	105	-	-	-	-	-	-	-	-	560	-14.9%	▼	560

		Jan	Feb	Mar	Apr	May	Jun	Jul	Aug	Sep	Oct	Nov	Dec	Thru Apr	% Change	Trending	Total
Contested Divorce	2013	2	3	3	2	3	2	2	5	1	8	2	-	10			33
	2014	7	5	1	4	-	-	-	-	-	-	-	-	17	70.0%	▲	17
Domestic and Family - Level 1	2013	-	4	2	3	5	1	2	6	2	3	1	2	9	55.6%	▲	31
	2014	2	5	5	2	-	-	-	-	-	-	-	-	14			14
Domestic and Family - Level 2	2013	1	3	-	-	4	1	-	1	1	2	-	1	4			14
	2014	-	-	1	1	-	-	-	-	-	-	-	-	2	-50.0%	▼	2
General Civil - Level 1	2013	-	-	-	1	-	-	-	-	-	-	-	-	1			1
	2014	2	4	2	3	-	3	2	1	5	4	4	6	11	0.0%	↔	36
General Civil - Level 2	2013	2	4	2	3	-	3	2	1	5	4	4	6	11			11
	2014	3	4	2	2	-	-	-	-	-	-	-	-	11			11
General Civil - Level 3	2013	-	3	-	6	3	-	-	-	4	7	2	-	9			25
	2014	3	-	-	1	-	-	-	-	-	-	-	-	4	-55.6%	▼	4
Miscellaneous	2013	82	75	63	44	28	33	25	27	16	37	30	34	264			494
	2014	55	64	48	37	-	-	-	-	-	-	-	-	204	-22.7%	▼	204
Misdemeanor	2013	62	17	18	11	12	5	18	39	8	61	13	1	108			265
	2014	42	8	11	11	-	-	-	-	-	-	-	-	72	-33.3%	▼	72
Non-Capital Felonies and Related Matters	2013	90	48	35	19	22	39	34	87	22	147	36	9	192			588
	2014	106	37	22	40	-	-	-	-	-	-	-	-	205	6.8%	▲	205
Other	2013	3	5	1	3	1	2	2	-	1	2	3	3	12			26
	2014	1	4	-	1	-	-	-	-	-	-	-	-	6	-50.0%	▼	6
Other Criminally Related Matters	2013	1	-	-	4	2	1	-	1	-	2	1	1	5			13
	2014	2	-	2	2	-	-	-	-	-	-	-	-	6	20.0%	▲	6
Probates/Wills and Trusts - Level 1	2013	1	-	1	-	-	-	-	-	-	1	-	-	2			3
	2014	-	-	2	-	-	-	-	-	-	-	-	-	2	0.0%	↔	2
Probates/Wills and Trusts - Level 2	2013	1	2	1	-	1	-	-	-	-	-	-	-	4			5
	2014	1	-	-	-	-	-	-	-	-	-	-	-	1	-75.0%	▼	1
Protective Orders	2013	-	1	-	1	1	-	-	-	-	-	-	-	2			3
	2014	-	1	-	-	-	-	-	-	-	-	-	-	1	-50.0%	▼	1
Uncontested Divorce	2013	9	7	4	5	1	10	8	8	4	5	5	2	25			68
	2014	3	6	2	4	-	-	-	-	-	-	-	-	15	-40.0%	▼	15

Type of Court: Circuit

Locale/Circuit: Rockingham 26

Start/End Date: Jan-13 / Apr-14

Type of Case: Filings

AVG. Month: 606

2013 AVG Month: 585

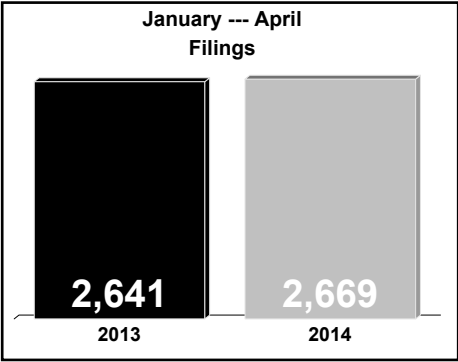
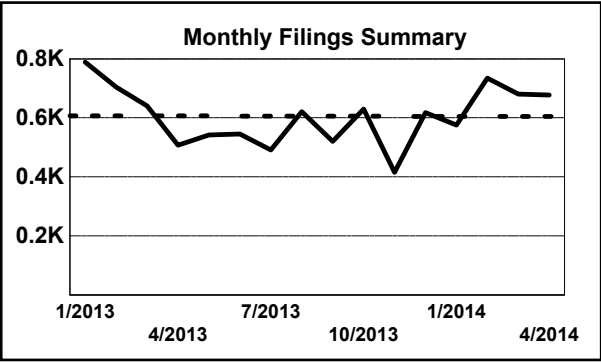
2014 AVG Month: 667

Jan-Apr 2013: 2,641

Jan-Apr 2014: 2,669

Filings Trending: Steady ↔

D
a
s
h
b
o
a
r
d



	Jan	Feb	Mar	Apr	May	Jun	Jul	Aug	Sep	Oct	Nov	Dec	Thru Apr	% Change	Trending	Total
2013	789	704	640	508	542	545	491	621	521	630	416	618	2,641			7,025
2014	576	735	681	677	-	-	-	-	-	-	-	-	2,669	1.1%	▲	2,669

		Jan	Feb	Mar	Apr	May	Jun	Jul	Aug	Sep	Oct	Nov	Dec	Thru Apr	% Change	Trending	Total
Administrative Law	2013	-	-	1	-	3	-	-	-	2	-	-	-	1			6
Capital Murder	2014	-	-	2	-	-	-	-	-	-	-	-	-	2			2
Contested Divorce	2013	15	14	11	12	18	7	11	12	13	16	10	9	52			148
	2014	11	18	9	10	-	-	-	-	-	-	-	-	48	-7.7%	▼	48
Domestic and Family - Level 1	2013	7	6	9	5	6	14	5	9	4	3	16	2	27			86
	2014	6	3	14	7	-	-	-	-	-	-	-	-	30	11.1%	▲	30
Domestic and Family - Level 2	2013	8	4	7	2	5	7	4	9	2	3	1	7	21			59
	2014	3	5	1	9	-	-	-	-	-	-	-	-	18	-14.3%	▼	18
General Civil - Level 1	2013	2	-	-	-	1	1	3	3	-	4	-	2	2			16
	2014	-	-	1	1	-	-	-	-	-	-	-	-	2	0.0%	↔	2
General Civil - Level 2	2013	14	11	14	17	16	13	12	22	14	10	7	8	56			158
	2014	14	22	17	12	-	-	-	-	-	-	-	-	65	16.1%	▲	65
General Civil - Level 3	2013	6	6	4	7	6	3	5	9	4	3	6	5	23			64
	2014	3	1	8	9	-	-	-	-	-	-	-	-	21	-8.7%	▼	21
Miscellaneous	2013	433	297	222	191	143	127	144	161	168	160	149	180	1,143			2,375
	2014	210	245	259	233	-	-	-	-	-	-	-	-	947	-17.1%	▼	947
Misdemeanor	2013	37	46	50	34	52	53	45	82	45	61	29	58	167			592
	2014	52	69	62	60	-	-	-	-	-	-	-	-	243	45.5%	▲	243
Non-Capital Felonies and Related Matters	2013	161	192	200	135	165	208	158	214	159	274	118	228	688			2,212
	2014	155	245	214	228	-	-	-	-	-	-	-	-	842	22.4%	▲	842
Other	2013	67	67	73	71	82	81	63	57	70	59	52	96	278			838
	2014	82	77	43	68	-	-	-	-	-	-	-	-	270	-2.9%	▼	270
Other Criminally Related Matters	2013	14	12	17	6	12	5	15	9	15	7	3	3	49			118
	2014	8	17	9	5	-	-	-	-	-	-	-	-	39	-20.4%	▼	39
Probates/Wills and Trusts - Level 1	2013	-	-	1	-	-	-	-	1	1	-	-	-	1			3
	2014	1	-	-	1	-	-	-	-	-	-	-	-	2	100.0%	▲	2
Probates/Wills and Trusts - Level 2	2013	5	2	1	1	2	5	3	1	1	1	2	3	9			27
	2014	3	1	7	1	-	-	-	-	-	-	-	-	12	33.3%	▲	12
Protective Orders	2013	-	1	-	-	1	-	-	1	2	-	2	-	1			7
	2014	1	3	4	2	-	-	-	-	-	-	-	-	10	900.0%	▲	10
Uncontested Divorce	2013	20	46	30	27	30	21	23	31	21	29	21	17	123			316
	2014	27	29	31	31	-	-	-	-	-	-	-	-	118	-4.1%	▼	118

Type of Court: Circuit

Locale/Circuit: Shenandoah 26

Start/End Date: Jan-13 / Apr-14

Type of Case: Filings

AVG. Month: 290

2013 AVG Month: 297

2014 AVG Month: 267

Jan-Apr 2013: 1,469

Jan-Apr 2014: 1,069

Filings Trending: Downward ▼

D

a

s

h

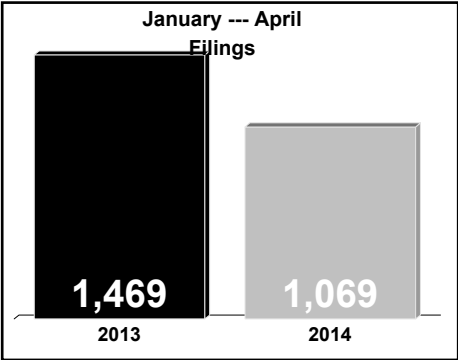
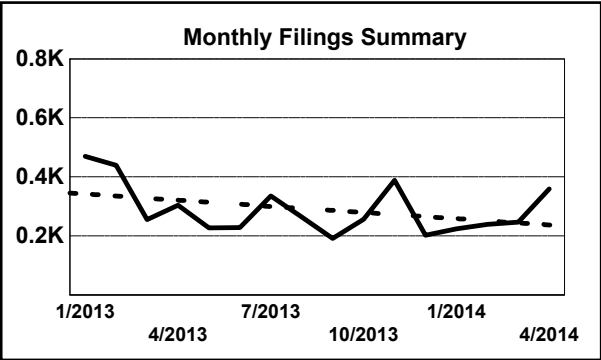
b

o

a

r

d



	Jan	Feb	Mar	Apr	May	Jun	Jul	Aug	Sep	Oct	Nov	Dec	Thru Apr	% Change	Trending	Total
2013	470	439	256	304	227	228	336	264	192	257	389	203	1,469			3,565
2014	224	239	247	359	-	-	-	-	-	-	-	-	1,069	-27.2%	▼	1,069

		Jan	Feb	Mar	Apr	May	Jun	Jul	Aug	Sep	Oct	Nov	Dec	Thru Apr	% Change	Trending	Total
Administrative Law	2013	-	1	-	-	-	-	-	-	-	-	-	-	1			1
	2014	-	-	-	1	-	-	-	-	-	-	-	-	1	0.0%	↔	1
Capital Murder	2014	-	-	-	1	-	-	-	-	-	-	-	-	1			1
Contested Divorce	2013	6	4	2	6	2	2	3	3	2	4	3	2	18			39
	2014	4	6	6	8	-	-	-	-	-	-	-	-	24	33.3%	▲	24
Domestic and Family - Level 1	2013	4	7	6	3	2	5	-	2	7	5	1	5	20			47
	2014	-	4	6	6	-	-	-	-	-	-	-	-	16	-20.0%	▼	16
Domestic and Family - Level 2	2013	-	7	1	1	2	1	1	1	2	1	1	1	9			19
	2014	1	2	3	1	-	-	-	-	-	-	-	-	7	-22.2%	▼	7
General Civil - Level 1	2013	-	-	-	-	-	-	-	1	-	-	-	1	0			2
	2014	1	-	-	-	-	-	-	-	-	-	-	-	1	0.0%	↔	1
General Civil - Level 2	2013	4	4	4	7	5	5	8	4	1	-	1	2	19			45
	2014	2	2	4	7	-	-	-	-	-	-	-	-	15	-21.1%	▼	15
General Civil - Level 3	2013	4	3	2	3	2	3	2	2	2	1	2	2	12			28
	2014	-	3	2	-	-	-	-	-	-	-	-	-	5	-58.3%	▼	5
Miscellaneous	2013	159	160	163	111	68	72	75	83	74	99	77	76	593			1,217
	2014	96	87	102	90	-	-	-	-	-	-	-	-	375	-36.8%	▼	375
Misdemeanor	2013	62	60	2	30	16	11	38	30	10	34	28	18	154			339
	2014	24	34	21	29	-	-	-	-	-	-	-	-	108	-29.9%	▼	108
Non-Capital Felonies and Related Matters	2013	169	108	7	105	75	36	134	89	22	81	224	6	389			1,056
	2014	67	48	13	123	-	-	-	-	-	-	-	-	251	-35.5%	▼	251
Other	2013	53	70	55	26	40	86	61	39	57	20	31	79	204			617
	2014	20	36	77	77	-	-	-	-	-	-	-	-	210	2.9%	▲	210
Other Criminally Related Matters	2013	1	2	1	4	1	1	4	1	5	1	9	3	8			33
	2014	-	3	1	6	-	-	-	-	-	-	-	-	10	25.0%	▲	10
Probates/Wills and Trusts	2013	-	-	-	-	-	-	-	-	-	1	-	-	0			1
Probates/Wills and Trusts - Level 2	2013	2	-	2	-	1	-	1	1	1	3	-	1	4	0.0%	↔	12
	2014	3	1	4	-	-	-	-	-	-	-	-	-	8	100.0%	▲	8
Uncontested Divorce	2013	6	13	11	8	13	6	9	8	9	7	12	7	38			109
	2014	6	13	8	10	-	-	-	-	-	-	-	-	37	-2.6%	▼	37

Type of Court: Circuit

Locale/Circuit: Warren 26

Start/End Date: Jan-13 / Apr-14

Type of Case: Filings

AVG. Month: 256

2013 AVG Month: 268

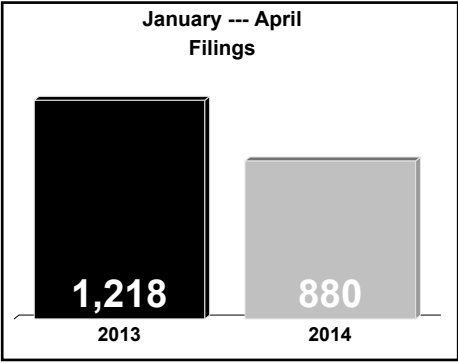
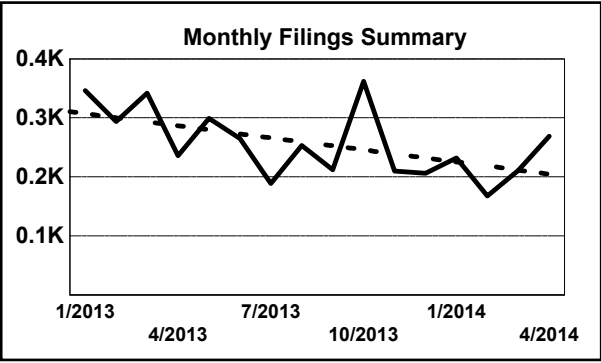
2014 AVG Month: 220

Jan-Apr 2013: 1,218

Jan-Apr 2014: 880

Filings Trending: Downward ▼

D
a
s
h
b
o
a
r
d

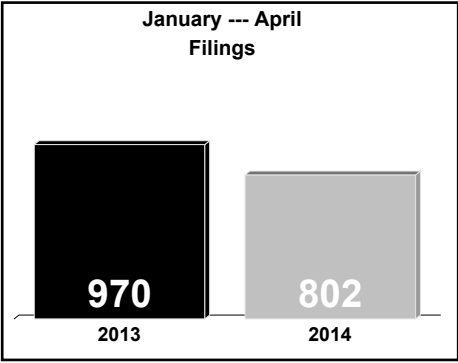
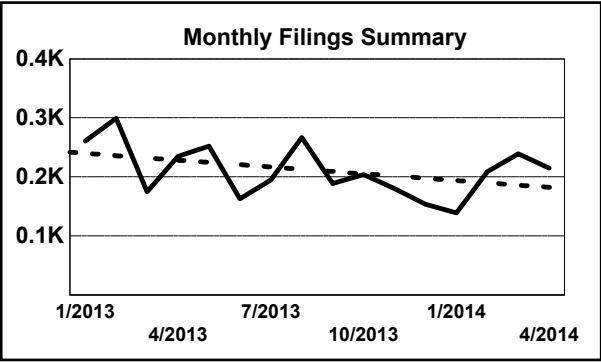


	Jan	Feb	Mar	Apr	May	Jun	Jul	Aug	Sep	Oct	Nov	Dec	Thru Apr	% Change	Trending	Total
2013	346	294	342	236	299	265	189	253	212	362	210	206	1,218			3,214
2014	232	168	211	269	-	-	-	-	-	-	-	-	880	-27.8%	▼	880

		Jan	Feb	Mar	Apr	May	Jun	Jul	Aug	Sep	Oct	Nov	Dec	Thru Apr	% Change	Trending	Total
Administrative Law	2013	-	-	1	-	-	-	1	-	-	1	-	-	1			3
Contested Divorce	2013	4	7	8	15	10	8	5	5	8	9	4	5	34			88
	2014	7	7	10	14	-	-	-	-	-	-	-	-	38	11.8%	▲	38
Domestic and Family - Level 1	2013	6	5	11	4	11	8	11	2	18	21	5	4	26			106
	2014	-	11	6	2	-	-	-	-	-	-	-	-	19	-26.9%	▼	19
Domestic and Family - Level 2	2013	5	-	-	2	-	3	-	-	2	5	-	7	7			24
	2014	-	3	3	3	-	-	-	-	-	-	-	-	9	28.6%	▲	9
General Civil - Level 1	2013	-	-	-	-	-	-	-	-	-	-	1	-	0			1
	2014	-	1	1	-	-	-	-	-	-	-	-	-	2	0.0%	↔	2
General Civil - Level 2	2013	5	6	7	15	7	7	1	8	6	5	2	4	33			73
	2014	6	2	6	4	-	-	-	-	-	-	-	-	18	-45.5%	▼	18
General Civil - Level 3	2013	3	1	4	1	2	1	5	1	-	1	1	-	9			20
	2014	-	1	4	1	-	-	-	-	-	-	-	-	6	-33.3%	▼	6
Miscellaneous	2013	161	125	117	99	76	77	57	62	75	83	64	74	502			1,070
	2014	96	83	93	93	-	-	-	-	-	-	-	-	365	-27.3%	▼	365
Misdemeanor	2013	19	20	21	11	22	11	11	16	26	23	17	7	71			204
	2014	14	3	18	18	-	-	-	-	-	-	-	-	53	-25.4%	▼	53
Non-Capital Felonies and Related Matters	2013	81	46	103	25	79	100	31	101	25	135	85	61	255			872
	2014	82	37	41	107	-	-	-	-	-	-	-	-	267	4.7%	▲	267
Other	2013	47	68	53	40	71	28	27	26	23	57	20	30	208			490
	2014	3	-	-	-	-	-	-	-	-	-	-	-	3	-98.6%	▼	3
Other Criminally Related Matters	2013	2	3	1	4	1	3	15	10	4	2	-	1	10			46
	2014	8	2	10	7	-	-	-	-	-	-	-	-	27	170.0%	▲	27
Probates/Wills and Trusts	2013	1	-	-	-	-	1	-	-	-	-	-	-	1			2
Probates/Wills and Trusts - Level 2	2013	-	-	1	3	-	-	-	-	1	1	-	-	4			6
	2014	-	-	2	1	-	-	-	-	-	-	-	-	3	-25.0%	▼	3
Protective Orders	2013	-	-	-	-	-	-	-	-	-	-	1	-	0			1
Uncontested Divorce	2013	12	13	15	17	20	18	25	22	24	19	10	13	57	0.0%	↔	208
	2014	16	18	17	19	-	-	-	-	-	-	-	-	70	22.8%	▲	70

Type of Court: Circuit
Locale/Circuit: Winchester 26
Start/End Date: Jan-13 / Apr-14
Type of Case: Filings
AVG. Month: 211
2013 AVG Month: 215
2014 AVG Month: 201
Jan-Apr 2013: 970
Jan-Apr 2014: 802
Filings Trending: Downward ▼

D
a
s
h
b
o
a
r
d

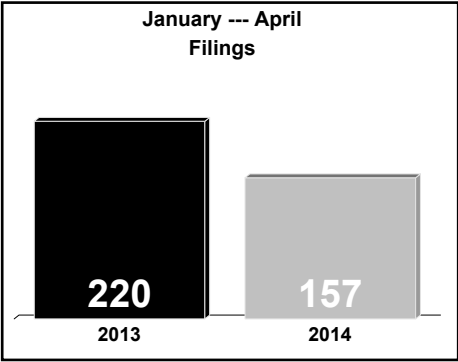
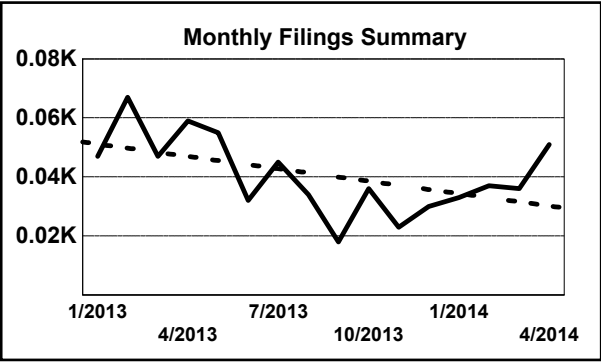


	Jan	Feb	Mar	Apr	May	Jun	Jul	Aug	Sep	Oct	Nov	Dec	Thru Apr	% Change	Trending	Total
2013	261	299	175	235	252	163	195	267	189	204	180	154	970			2,574
2014	139	209	239	215	-	-	-	-	-	-	-	-	802	-17.3%	▼	802

		Jan	Feb	Mar	Apr	May	Jun	Jul	Aug	Sep	Oct	Nov	Dec	Thru Apr	% Change	Trending	Total
Administrative Law	2013	-	-	-	-	-	1	-	-	-	-	-	-	0			1
Contested Divorce	2013	2	6	1	3	3	4	3	3	4	4	5	6	12	0.0%	↔	44
	2014	2	7	3	7	-	-	-	-	-	-	-	-	19	58.3%	▲	19
Domestic and Family - Level 1	2013	1	2	1	4	-	3	2	3	-	6	1	4	8			27
	2014	1	2	4	4	-	-	-	-	-	-	-	-	11	37.5%	▲	11
Domestic and Family - Level 2	2013	-	1	-	-	4	2	-	1	1	1	1	4	1			15
	2014	-	2	2	1	-	-	-	-	-	-	-	-	5	400.0%	▲	5
General Civil - Level 1	2013	4	-	-	-	1	1	-	3	1	-	-	-	4			10
	2014	-	-	-	1	-	-	-	-	-	-	-	-	1	-75.0%	▼	1
General Civil - Level 2	2013	7	6	2	13	5	4	3	8	6	1	3	2	28			60
	2014	2	8	3	3	-	-	-	-	-	-	-	-	16	-42.9%	▼	16
General Civil - Level 3	2013	4	1	3	2	3	3	1	1	6	-	1	-	10			25
	2014	-	-	1	1	-	-	-	-	-	-	-	-	2	-80.0%	▼	2
Miscellaneous	2013	66	63	33	27	38	23	26	31	35	29	32	17	189			420
	2014	31	39	33	43	-	-	-	-	-	-	-	-	146	-22.8%	▼	146
Misdemeanor	2013	55	67	36	51	50	40	61	65	39	39	57	35	209			595
	2014	20	53	72	42	-	-	-	-	-	-	-	-	187	-10.5%	▼	187
Non-Capital Felonies and Related Matters	2013	119	136	85	125	132	76	82	132	79	111	62	74	465			1,213
	2014	65	80	101	92	-	-	-	-	-	-	-	-	338	-27.3%	▼	338
Other	2013	1	4	3	4	-	2	1	2	7	3	4	6	12			37
	2014	4	3	2	5	-	-	-	-	-	-	-	-	14	16.7%	▲	14
Other Criminally Related Matters	2013	-	9	4	-	5	2	7	3	1	3	7	-	13			41
	2014	3	5	5	2	-	-	-	-	-	-	-	-	15	15.4%	▲	15
Probates/Wills and Trusts - Level 1	2013	-	-	-	-	1	-	-	-	-	-	-	-	0			1
	2014	-	1	-	-	-	-	-	-	-	-	-	-	1	0.0%	↔	1
Probates/Wills and Trusts - Level 2	2013	-	-	-	1	-	-	-	1	1	-	-	1	1			4
	2014	1	1	1	-	-	-	-	-	-	-	-	-	3	200.0%	▲	3
Uncontested Divorce	2013	2	4	7	5	10	2	9	14	9	7	7	5	18			81
	2014	10	8	12	14	-	-	-	-	-	-	-	-	44	144.4%	▲	44

Type of Court: Circuit
Locale/Circuit: Bland 27
Start/End Date: Jan-13 / Apr-14
Type of Case: Filings
AVG. Month: 41
2013 AVG Month: 41
2014 AVG Month: 39
Jan-Apr 2013: 220
Jan-Apr 2014: 157
Filings Trending: Downward ▼

D
a
s
h
b
o
a
r
d

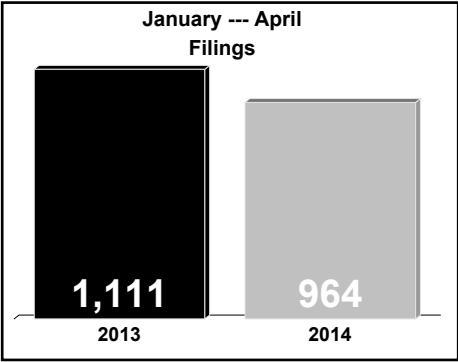
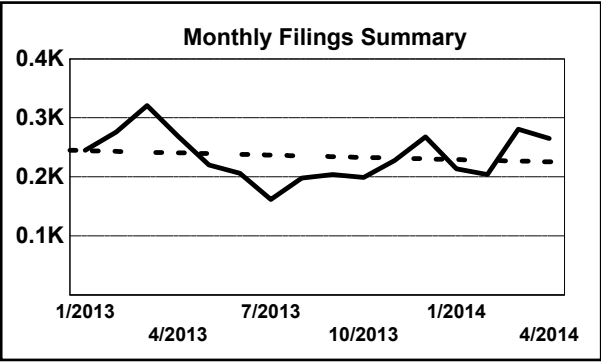


	Jan	Feb	Mar	Apr	May	Jun	Jul	Aug	Sep	Oct	Nov	Dec	Thru Apr	% Change	Trending	Total
2013	47	67	47	59	55	32	45	34	18	36	23	30	220			493
2014	33	37	36	51	-	-	-	-	-	-	-	-	157	-28.6%	▼	157

		Jan	Feb	Mar	Apr	May	Jun	Jul	Aug	Sep	Oct	Nov	Dec	Thru Apr	% Change	Trending	Total
Contested Divorce	2013	-	2	-	1	1	-	3	3	-	-	1	-	3			11
	2014	2	-	2	-	-	-	-	-	-	-	-	-	4	33.3%	▲	4
Domestic and Family - Lev	2013	1	3	-	-	1	-	-	1	-	-	-	-	4			6
Domestic and Family - Level 2	2013	2	-	1	-	-	-	3	-	1	-	-	-	3			7
	2014	1	-	-	-	-	-	-	-	-	-	-	-	1	-66.7%	▼	1
General Civil - Level 2	2013	1	3	1	-	1	1	1	-	1	-	-	1	5			10
	2014	-	-	-	1	-	-	-	-	-	-	-	-	1	-80.0%	▼	1
General Civil - Level 3	2013	-	-	-	1	-	-	1	-	-	-	-	2	1			4
Miscellaneous	2013	33	45	33	35	27	5	19	13	12	19	11	18	146			270
	2014	23	22	26	41	-	-	-	-	-	-	-	-	112	-23.3%	▼	112
Misdemeanor	2013	2	2	1	-	2	-	2	1	-	1	-	2	5			13
	2014	-	1	2	1	-	-	-	-	-	-	-	-	4	-20.0%	▼	4
Non-Capital Felonies and Related Matters	2013	4	9	9	20	19	23	13	14	4	12	8	6	42			141
	2014	2	11	3	5	-	-	-	-	-	-	-	-	21	-50.0%	▼	21
Other	2013	1	-	-	1	-	-	1	-	-	1	-	-	2			4
Other Criminally Related Matters	2013	-	1	-	-	-	1	1	1	-	-	-	-	1			4
	2014	-	2	-	2	-	-	-	-	-	-	-	-	4	300.0%	▲	4
Probates/Wills and Trusts - Level 2	2013	1	1	-	-	-	-	-	-	-	1	1	-	2			4
	2014	-	1	-	-	-	-	-	-	-	-	-	-	1	-50.0%	▼	1
Uncontested Divorce	2013	2	1	2	1	4	2	1	1	-	2	2	1	6			19
	2014	5	-	3	1	-	-	-	-	-	-	-	-	9	50.0%	▲	9

Type of Court: Circuit
Locale/Circuit: Carroll 27
Start/End Date: Jan-13 / Apr-14
Type of Case: Filings
AVG. Month: 235
2013 AVG Month: 233
2014 AVG Month: 241
Jan-Apr 2013: 1,111
Jan-Apr 2014: 964
Filings Trending: Downward ▼

D
a
s
h
b
o
a
r
d

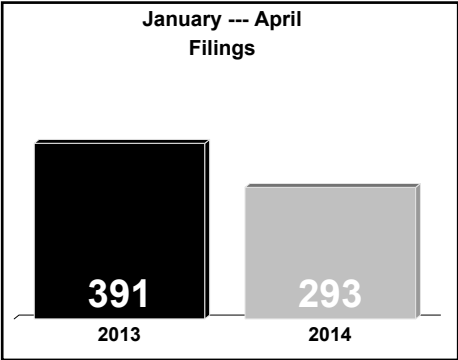
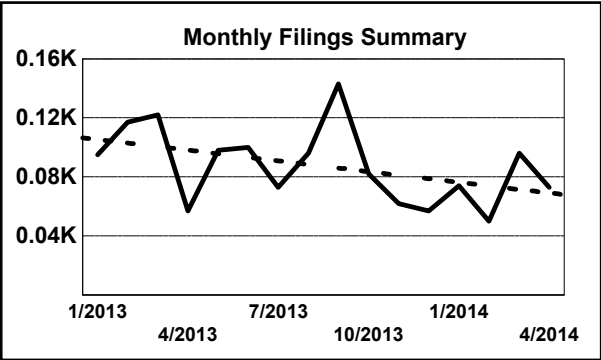


	Jan	Feb	Mar	Apr	May	Jun	Jul	Aug	Sep	Oct	Nov	Dec	Thru Apr	% Change	Trending	Total
2013	245	276	321	269	220	206	162	198	204	199	228	268	1,111			2,796
2014	214	204	281	265	-	-	-	-	-	-	-	-	964	-13.2%	▼	964

		Jan	Feb	Mar	Apr	May	Jun	Jul	Aug	Sep	Oct	Nov	Dec	Thru Apr	% Change	Trending	Total
Contested Divorce	2013	3	5	6	10	4	6	1	5	1	5	-	4	24			50
	2014	1	3	3	5	-	-	-	-	-	-	-	-	12	-50.0%	▼	12
Domestic and Family - Level 1	2013	1	2	3	12	1	5	-	4	4	4	2	3	18			41
	2014	4	-	3	5	-	-	-	-	-	-	-	-	12	-33.3%	▼	12
Domestic and Family - Level 2	2013	3	2	4	1	1	1	3	3	4	1	6	3	10			32
	2014	2	1	5	2	-	-	-	-	-	-	-	-	10	0.0%	↔	10
General Civil - Level 1	2013	-	2	-	2	1	1	-	-	-	1	-	-	4			7
	2014	2	2	1	1	-	-	-	-	-	-	-	-	6	50.0%	▲	6
General Civil - Level 2	2013	6	3	5	3	1	5	7	5	8	4	6	3	17			56
	2014	2	4	4	4	-	-	-	-	-	-	-	-	14	-17.6%	▼	14
General Civil - Level 3	2013	3	3	2	2	-	16	7	3	4	1	4	1	10			46
	2014	2	5	11	3	-	-	-	-	-	-	-	-	21	110.0%	▲	21
Miscellaneous	2013	132	140	127	105	91	61	61	61	79	72	77	76	504			1,082
	2014	71	91	92	67	-	-	-	-	-	-	-	-	321	-36.3%	▼	321
Misdemeanor	2013	6	14	34	32	10	4	20	9	6	9	9	5	86			158
	2014	10	4	9	15	-	-	-	-	-	-	-	-	38	-55.8%	▼	38
Non-Capital Felonies and Related Matters	2013	45	56	90	48	63	64	22	56	59	56	81	130	239			770
	2014	80	43	88	91	-	-	-	-	-	-	-	-	302	26.4%	▲	302
Other	2013	25	26	30	21	29	27	23	31	25	24	23	25	102			309
	2014	24	30	29	26	-	-	-	-	-	-	-	-	109	6.9%	▲	109
Other Criminally Related Matters	2013	12	8	8	22	6	2	11	10	3	15	9	4	50			110
	2014	11	7	9	34	-	-	-	-	-	-	-	-	61	22.0%	▲	61
Probates/Wills and Trusts - Level 2	2013	3	5	1	3	4	3	2	2	3	1	4	5	12			36
	2014	-	3	11	3	-	-	-	-	-	-	-	-	17	41.7%	▲	17
Uncontested Divorce	2013	6	10	11	8	9	11	5	9	8	6	7	9	35			99
	2014	5	11	16	9	-	-	-	-	-	-	-	-	41	17.1%	▲	41

Type of Court: Circuit
Locale/Circuit: Floyd 27
Start/End Date: Jan-13 / Apr-14
Type of Case: Filings
AVG. Month: 87
2013 AVG Month: 92
2014 AVG Month: 73
Jan-Apr 2013: 391
Jan-Apr 2014: 293
Filings Trending: Downward ▼

D
a
s
h
b
o
a
r
d



	Jan	Feb	Mar	Apr	May	Jun	Jul	Aug	Sep	Oct	Nov	Dec	Thru Apr	% Change	Trending	Total
2013	95	117	122	57	98	100	73	96	143	82	62	57	391			1,102
2014	74	50	96	73	-	-	-	-	-	-	-	-	293	-25.1%	▼	293

		Jan	Feb	Mar	Apr	May	Jun	Jul	Aug	Sep	Oct	Nov	Dec	Thru Apr	% Change	Trending	Total
Administrative Law	2013	-	-	-	-	1	-	1	-	-	-	-	-	0			2
Contested Divorce	2013	4	2	3	2	3	3	1	3	4	4	7	1	11	0.0%	↔	37
	2014	1	2	5	7	-	-	-	-	-	-	-	-	15	36.4%	▲	15
Domestic and Family - Lev	2013	2	-	-	-	-	-	-	-	-	-	-	1	2			3
Domestic and Family - Level 2	2013	3	-	-	2	2	1	-	-	1	3	-	-	5			12
	2014	2	1	-	-	-	-	-	-	-	-	-	-	3	-40.0%	▼	3
General Civil - Level 1	2013	-	-	-	-	-	1	-	-	-	-	-	-	0			1
	2014	1	-	1	-	-	-	-	-	-	-	-	-	2	0.0%	↔	2
General Civil - Level 2	2013	1	2	4	1	2	2	2	2	1	3	1	-	8			21
	2014	2	4	-	-	-	-	-	-	-	-	-	-	6	-25.0%	▼	6
General Civil - Level 3	2013	1	2	-	2	4	-	6	5	2	1	-	-	5			23
	2014	1	-	1	1	-	-	-	-	-	-	-	-	3	-40.0%	▼	3
Miscellaneous	2013	58	72	61	35	35	35	27	37	31	39	30	22	226			482
	2014	38	29	51	39	-	-	-	-	-	-	-	-	157	-30.5%	▼	157
Misdemeanor	2013	5	3	10	2	9	5	5	5	9	7	4	11	20			75
	2014	8	5	12	10	-	-	-	-	-	-	-	-	35	75.0%	▲	35
Non-Capital Felonies and Related Matters	2013	18	30	42	10	33	50	26	33	90	21	11	19	100			383
	2014	16	3	25	10	-	-	-	-	-	-	-	-	54	-46.0%	▼	54
Other	2013	1	-	-	-	-	-	-	-	-	-	-	1	1			2
	2014	-	1	1	-	-	-	-	-	-	-	-	-	2	100.0%	▲	2
Other Criminally Related Matters	2013	-	-	-	-	3	-	3	5	-	-	-	-	0			11
	2014	1	2	-	2	-	-	-	-	-	-	-	-	5	0.0%	↔	5
Probates/Wills and Trusts - Level 2	2013	-	-	-	-	1	-	1	-	-	1	-	-	0			3
	2014	-	1	-	1	-	-	-	-	-	-	-	-	2	0.0%	↔	2
Uncontested Divorce	2013	2	6	2	3	5	3	1	6	5	3	9	2	13			47
	2014	4	2	-	3	-	-	-	-	-	-	-	-	9	-30.8%	▼	9

Type of Court: Circuit

Locale/Circuit: Giles 27

Start/End Date: Jan-13 / Apr-14

Type of Case: Filings

AVG. Month: 144

2013 AVG Month: 149

2014 AVG Month: 128

Jan-Apr 2013: 707

Jan-Apr 2014: 510

Filings Trending: Downward ▼

D

a

s

h

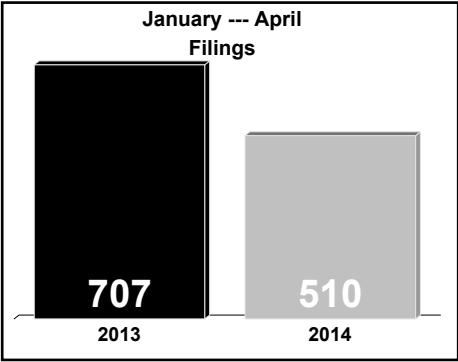
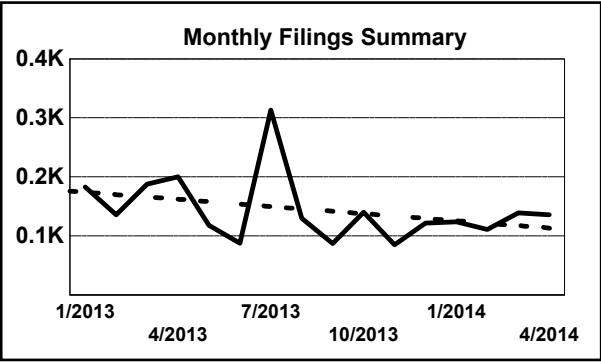
b

o

a

r

d

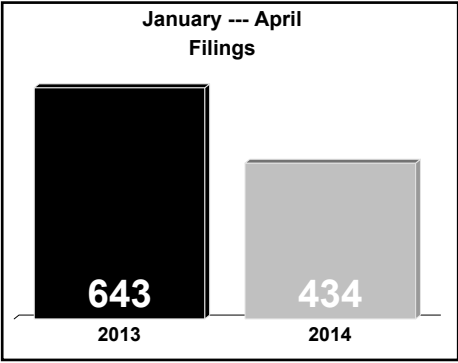
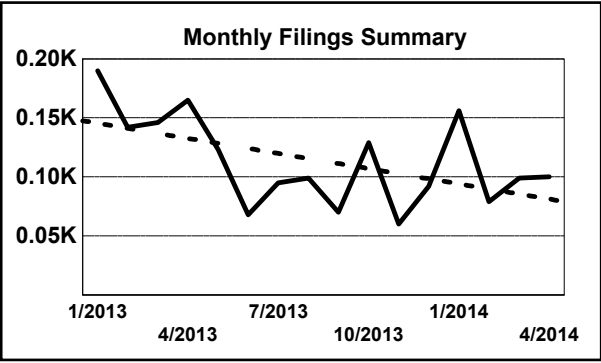


	Jan	Feb	Mar	Apr	May	Jun	Jul	Aug	Sep	Oct	Nov	Dec	Thru Apr	% Change	Trending	Total
2013	183	136	188	200	118	88	313	130	87	140	85	122	707			1,790
2014	124	111	139	136	-	-	-	-	-	-	-	-	510	-27.9%	▼	510

		Jan	Feb	Mar	Apr	May	Jun	Jul	Aug	Sep	Oct	Nov	Dec	Thru Apr	% Change	Trending	Total
Contested Divorce	2013	3	1	1	2	4	2	-	2	2	1	3	2	7			23
	2014	2	1	3	1	-	-	-	-	-	-	-	-	7	0.0%	↔	7
Domestic and Family - Level 1	2013	10	-	10	-	-	10	5	2	6	1	2	2	20			48
	2014	9	1	6	-	-	-	-	-	-	-	-	-	16	-20.0%	▼	16
Domestic and Family - Level 2	2013	1	-	6	-	-	3	1	1	1	-	-	-	7			13
	2014	-	-	3	-	-	-	-	-	-	-	-	-	3	-57.1%	▼	3
General Civil - Level 1	2013	-	-	-	-	2	-	1	-	-	-	-	-	0			3
	2014	-	-	2	-	-	-	-	-	-	-	-	-	2	0.0%	↔	2
General Civil - Level 2	2013	3	1	5	3	10	1	1	2	3	3	1	2	12			35
	2014	1	4	-	3	-	-	-	-	-	-	-	-	8	-33.3%	▼	8
General Civil - Level 3	2013	2	1	4	-	10	3	3	-	1	5	1	-	7			30
	2014	9	4	1	-	-	-	-	-	-	-	-	-	14	100.0%	▲	14
Miscellaneous	2013	106	80	69	140	47	7	74	43	34	38	34	41	395			713
	2014	28	46	50	47	-	-	-	-	-	-	-	-	171	-56.7%	▼	171
Misdemeanor	2013	2	9	2	7	2	14	23	10	4	11	8	4	20			96
	2014	8	2	6	11	-	-	-	-	-	-	-	-	27	35.0%	▲	27
Non-Capital Felonies and Related Matters	2013	49	38	81	43	30	45	197	44	29	71	23	60	211			710
	2014	59	46	54	66	-	-	-	-	-	-	-	-	225	6.6%	▲	225
Other	2014	-	1	-	-	-	-	-	-	-	-	-	-	1			1
Other Criminally Related Matters	2013	1	3	-	2	9	1	5	19	3	7	5	8	6			63
	2014	5	2	5	2	-	-	-	-	-	-	-	-	14	133.3%	▲	14
Probates/Wills and Trusts - Level 2	2013	1	1	1	2	2	1	2	3	1	-	1	-	5			15
	2014	1	3	2	2	-	-	-	-	-	-	-	-	8	60.0%	▲	8
Protective Orders	2013	2	-	-	-	-	-	-	-	-	2	-	-	2			4
Uncontested Divorce	2013	3	2	9	1	2	1	1	4	3	1	7	3	15			37
	2014	2	1	7	4	-	-	-	-	-	-	-	-	14	-6.7%	▼	14

Type of Court: Circuit
Locale/Circuit: Grayson 27
Start/End Date: Jan-13 / Apr-14
Type of Case: Filings
AVG. Month: 113
2013 AVG Month: 115
2014 AVG Month: 109
Jan-Apr 2013: 643
Jan-Apr 2014: 434
Filings Trending: Downward ▼

D
a
s
h
b
o
a
r
d



	Jan	Feb	Mar	Apr	May	Jun	Jul	Aug	Sep	Oct	Nov	Dec	Thru Apr	% Change	Trending	Total
2013	190	142	146	165	123	68	95	99	70	129	60	92	643			1,379
2014	156	79	99	100	-	-	-	-	-	-	-	-	434	-32.5%	▼	434

		Jan	Feb	Mar	Apr	May	Jun	Jul	Aug	Sep	Oct	Nov	Dec	Thru Apr	% Change	Trending	Total
Contested Divorce	2013	3	4	2	-	3	1	2	1	2	4	2	-	9			24
	2014	-	2	3	1	-	-	-	-	-	-	-	-	6	-33.3%	▼	6
Domestic and Family - Level 1	2013	4	-	4	8	6	-	-	1	3	3	-	-	16			29
	2014	2	2	-	-	-	-	-	-	-	-	-	-	4	-75.0%	▼	4
Domestic and Family - Lev	2013	1	2	-	1	1	1	1	1	-	-	-	2	4			10
General Civil - Level 1	2013	-	-	2	-	1	-	-	1	1	-	-	1	2			6
General Civil - Level 2	2013	2	1	3	4	2	-	2	-	1	3	3	1	10			22
	2014	2	1	-	-	-	-	-	-	-	-	-	-	3	-70.0%	▼	3
General Civil - Level 3	2013	1	1	1	2	1	2	1	3	1	2	3	-	5			18
	2014	-	1	1	1	-	-	-	-	-	-	-	-	3	-40.0%	▼	3
Miscellaneous	2013	94	94	79	64	60	34	30	35	36	40	30	42	331			638
	2014	38	43	63	51	-	-	-	-	-	-	-	-	195	-41.1%	▼	195
Misdemeanor	2013	15	6	16	8	11	8	6	10	9	7	8	5	45			109
	2014	11	6	5	5	-	-	-	-	-	-	-	-	27	-40.0%	▼	27
Non-Capital Felonies and Related Matters	2013	65	24	30	71	22	16	46	39	13	60	10	37	190			433
	2014	97	16	17	34	-	-	-	-	-	-	-	-	164	-13.7%	▼	164
Other	2013	-	1	2	1	2	2	1	1	-	1	-	1	4			12
	2014	-	2	-	1	-	-	-	-	-	-	-	-	3	-25.0%	▼	3
Other Criminally Related Matters	2013	-	1	1	3	2	2	2	2	1	1	2	2	5			19
	2014	3	-	-	3	-	-	-	-	-	-	-	-	6	20.0%	▲	6
Probates/Wills and Trusts	2013	-	-	-	-	-	-	-	-	-	-	-	1	0			1
Probates/Wills and Trusts - Level 2	2013	-	2	2	-	4	-	1	-	1	2	1	-	4	0.0%	↔	13
	2014	-	1	1	-	-	-	-	-	-	-	-	-	2	-50.0%	▼	2
Protective Orders	2013	1	-	-	-	1	-	-	2	-	1	-	-	1			5
	2014	-	-	-	1	-	-	-	-	-	-	-	-	1	0.0%	↔	1
Uncontested Divorce	2013	4	6	4	3	7	2	3	3	2	5	1	-	17			40
	2014	3	5	9	3	-	-	-	-	-	-	-	-	20	17.6%	▲	20

Type of Court: Circuit

Locale/Circuit: Montgomery 27

Start/End Date: Jan-13 / Apr-14

Type of Case: Filings

AVG. Month: 408

2013 AVG Month: 413

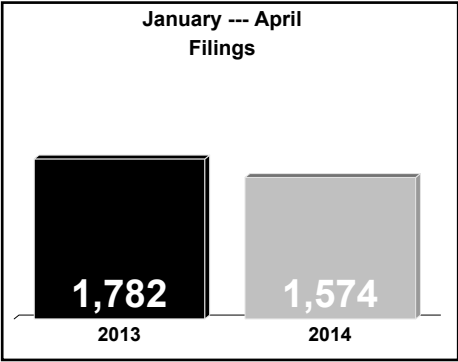
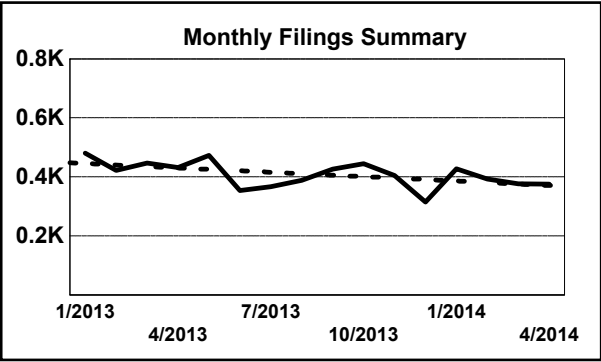
2014 AVG Month: 394

Jan-Apr 2013: 1,782

Jan-Apr 2014: 1,574

Filings Trending: Downward ▼

D
a
s
h
b
o
a
r
d



	Jan	Feb	Mar	Apr	May	Jun	Jul	Aug	Sep	Oct	Nov	Dec	Thru Apr	% Change	Trending	Total
2013	481	422	447	432	473	354	367	389	426	445	405	315	1,782			4,956
2014	428	393	377	376	-	-	-	-	-	-	-	-	1,574	-11.7%	▼	1,574

		Jan	Feb	Mar	Apr	May	Jun	Jul	Aug	Sep	Oct	Nov	Dec	Thru Apr	% Change	Trending	Total
Administrative Law	2013	-	1	-	2	1	1	-	-	-	-	2	-	3			7
	2014	-	1	-	-	-	-	-	-	-	-	-	-	1	-66.7%	▼	1
Contested Divorce	2013	7	12	16	7	15	9	7	14	6	5	4	10	42			112
	2014	4	6	18	7	-	-	-	-	-	-	-	-	35	-16.7%	▼	35
Domestic and Family - Level 1	2013	4	6	6	1	3	5	4	13	5	9	2	5	17			63
	2014	1	5	3	8	-	-	-	-	-	-	-	-	17	0.0%	↔	17
Domestic and Family - Level 2	2013	4	3	3	4	4	1	4	8	2	1	3	2	14			39
	2014	7	-	4	5	-	-	-	-	-	-	-	-	16	14.3%	▲	16
General Civil - Level 1	2013	3	-	1	-	1	1	1	-	-	1	-	1	4			9
	2014	2	-	1	-	-	-	-	-	-	-	-	-	3	-25.0%	▼	3
General Civil - Level 2	2013	11	8	6	7	10	6	6	10	11	9	8	9	32			101
	2014	20	9	15	10	-	-	-	-	-	-	-	-	54	68.8%	▲	54
General Civil - Level 3	2013	5	8	10	8	12	3	5	7	4	5	2	8	31			77
	2014	3	3	4	2	-	-	-	-	-	-	-	-	12	-61.3%	▼	12
Miscellaneous	2013	286	219	243	246	189	155	140	147	130	168	131	133	994			2,187
	2014	177	149	200	161	-	-	-	-	-	-	-	-	687	-30.9%	▼	687
Misdemeanor	2013	32	40	32	26	31	27	38	29	45	31	37	22	130			390
	2014	40	41	29	25	-	-	-	-	-	-	-	-	135	3.8%	▲	135
Non-Capital Felonies and Related Matters	2013	106	98	94	102	162	120	123	131	203	181	194	105	400			1,619
	2014	145	157	70	128	-	-	-	-	-	-	-	-	500	25.0%	▲	500
Other	2013	2	1	2	1	-	-	1	-	1	4	6	1	6			19
	2014	-	2	2	1	-	-	-	-	-	-	-	-	5	-16.7%	▼	5
Other Criminally Related Matters	2013	12	7	14	12	17	9	14	11	8	8	8	6	45			126
	2014	9	9	12	15	-	-	-	-	-	-	-	-	45	0.0%	↔	45
Probates/Wills and Trusts - Level 1	2013	-	-	-	-	-	-	-	-	-	1	-	-	0			1
	2014	1	-	-	-	-	-	-	-	-	-	-	-	1	0.0%	↔	1
Probates/Wills and Trusts - Level 2	2013	-	2	3	2	8	4	7	2	4	1	1	2	7			36
	2014	1	2	2	1	-	-	-	-	-	-	-	-	6	-14.3%	▼	6
Uncontested Divorce	2013	9	17	17	14	20	13	17	17	7	21	7	11	57			170
	2014	18	9	17	13	-	-	-	-	-	-	-	-	57	0.0%	↔	57

Type of Court: Circuit

Locale/Circuit: Pulaski 27

Start/End Date: Jan-13 / Apr-14

Type of Case: Filings

AVG. Month: 288

2013 AVG Month: 290

2014 AVG Month: 284

Jan-Apr 2013: 1,202

Jan-Apr 2014: 1,134

Filings Trending: Downward ▼

D

a

s

h

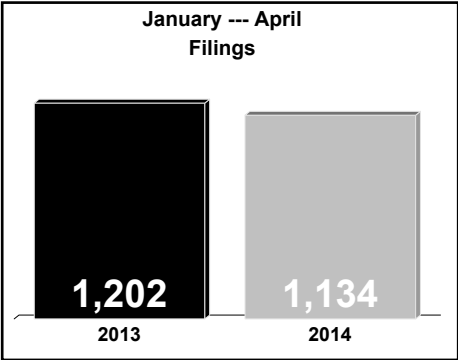
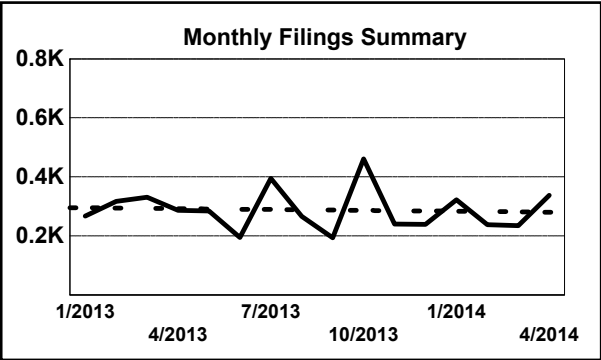
b

o

a

r

d

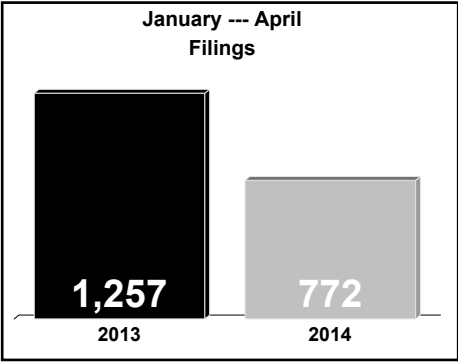
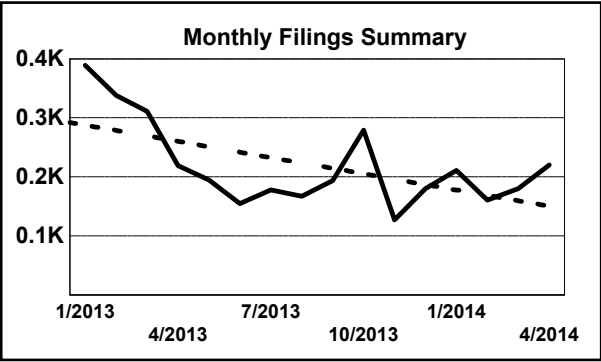


	Jan	Feb	Mar	Apr	May	Jun	Jul	Aug	Sep	Oct	Nov	Dec	Thru Apr	% Change	Trending	Total
2013	267	317	331	287	285	195	395	266	194	461	240	239	1,202			3,477
2014	323	238	235	338	-	-	-	-	-	-	-	-	1,134	-5.7%	▼	1,134

		Jan	Feb	Mar	Apr	May	Jun	Jul	Aug	Sep	Oct	Nov	Dec	Thru Apr	% Change	Trending	Total
Administrative Law	2013	-	-	1	-	1	-	-	-	-	-	2	-	1			4
	2014	1	-	1	-	-	-	-	-	-	-	-	-	2	100.0%	▲	2
Capital Murder	2014	-	-	-	1	-	-	-	-	-	-	-	-	1			1
Contested Divorce	2013	2	5	9	4	7	1	6	1	3	3	7	4	20			52
	2014	2	6	8	5	-	-	-	-	-	-	-	-	21	5.0%	▲	21
Domestic and Family - Level 1	2013	10	21	6	22	2	15	9	9	4	4	10	10	59			122
	2014	8	3	2	3	-	-	-	-	-	-	-	-	16	-72.9%	▼	16
Domestic and Family - Level 2	2013	2	1	3	2	3	1	1	2	1	3	3	4	8			26
	2014	1	-	-	1	-	-	-	-	-	-	-	-	2	-75.0%	▼	2
General Civil - Level 1	2013	1	-	-	2	-	-	-	3	-	1	1	1	3			9
	2014	-	2	-	-	-	-	-	-	-	-	-	-	2	-33.3%	▼	2
General Civil - Level 2	2013	3	5	8	8	3	2	2	2	2	7	3	1	24			46
	2014	1	7	2	4	-	-	-	-	-	-	-	-	14	-41.7%	▼	14
General Civil - Level 3	2013	5	3	2	4	8	4	3	2	1	11	-	1	14			44
	2014	4	-	-	1	-	-	-	-	-	-	-	-	5	-64.3%	▼	5
Miscellaneous	2013	116	137	105	97	103	69	63	87	65	78	67	61	455			1,048
	2014	105	88	101	70	-	-	-	-	-	-	-	-	364	-20.0%	▼	364
Misdemeanor	2013	27	31	27	25	23	18	21	29	30	46	28	29	110			334
	2014	33	21	16	35	-	-	-	-	-	-	-	-	105	-4.5%	▼	105
Non-Capital Felonies and Related Matters	2013	59	91	126	78	89	39	246	93	55	252	85	105	354			1,318
	2014	130	63	61	180	-	-	-	-	-	-	-	-	434	22.6%	▲	434
Other	2013	25	7	12	17	26	31	21	18	14	29	14	15	61			229
	2014	14	27	22	16	-	-	-	-	-	-	-	-	79	29.5%	▲	79
Other Criminally Related Matters	2013	5	7	12	10	6	10	12	8	10	15	8	4	34			107
	2014	15	12	7	5	-	-	-	-	-	-	-	-	39	14.7%	▲	39
Probates/Wills and Trusts	2013	-	-	2	-	-	-	-	-	-	-	-	-	2			2
Probates/Wills and Trusts - Level 2	2013	1	1	1	5	2	1	-	-	2	1	1	-	8			15
	2014	-	-	1	6	-	-	-	-	-	-	-	-	7	-12.5%	▼	7
Protective Orders	2013	1	-	-	1	2	-	1	2	1	1	1	-	2			10
	2014	-	-	-	1	-	-	-	-	-	-	-	-	1	-50.0%	▼	1
Uncontested Divorce	2013	10	8	17	12	10	4	10	10	6	10	10	4	47			111
	2014	9	9	14	10	-	-	-	-	-	-	-	-	42	-10.6%	▼	42

Type of Court: Circuit
Locale/Circuit: Wythe 27
Start/End Date: Jan-13 / Apr-14
Type of Case: Filings
AVG. Month: 219
2013 AVG Month: 228
2014 AVG Month: 193
Jan-Apr 2013: 1,257
Jan-Apr 2014: 772
Filings Trending: Downward ▼

D
a
s
h
b
o
a
r
d

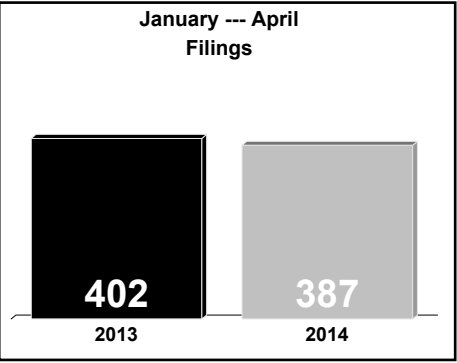
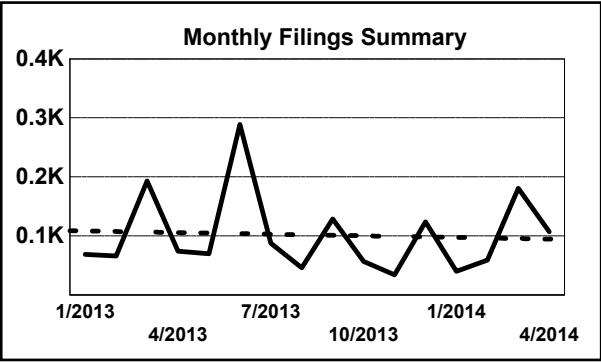


	Jan	Feb	Mar	Apr	May	Jun	Jul	Aug	Sep	Oct	Nov	Dec	Thru Apr	% Change	Trending	Total
2013	389	338	311	219	195	155	178	167	194	279	127	180	1,257			2,732
2014	211	161	180	220	-	-	-	-	-	-	-	-	772	-38.6%	▼	772

		Jan	Feb	Mar	Apr	May	Jun	Jul	Aug	Sep	Oct	Nov	Dec	Thru Apr	% Change	Trending	Total
Administrative Law	2013	-	-	-	1	-	-	-	-	-	-	-	-	1			1
Contested Divorce	2013	5	1	5	7	3	2	6	4	4	5	3	5	18			50
	2014	1	6	4	2	-	-	-	-	-	-	-	-	13	-27.8%	▼	13
Domestic and Family - Level 1	2013	7	1	7	1	2	8	-	6	11	1	3	7	16			54
	2014	9	3	3	5	-	-	-	-	-	-	-	-	20	25.0%	▲	20
Domestic and Family - Level 2	2013	-	2	1	1	4	3	3	2	2	-	1	-	4			19
	2014	-	-	2	1	-	-	-	-	-	-	-	-	3	-25.0%	▼	3
General Civil - Level 1	2014	-	-	-	1	-	-	-	-	-	-	-	-	1			1
General Civil - Level 2	2013	6	2	6	5	3	3	7	4	2	4	4	7	19			53
	2014	6	2	2	3	-	-	-	-	-	-	-	-	13	-31.6%	▼	13
General Civil - Level 3	2013	-	-	1	-	-	3	5	4	2	5	4	1	1			25
	2014	1	2	3	4	-	-	-	-	-	-	-	-	10	900.0%	▲	10
Miscellaneous	2013	238	238	160	76	63	53	59	42	55	48	53	53	712			1,138
	2014	65	86	77	67	-	-	-	-	-	-	-	-	295	-58.6%	▼	295
Misdemeanor	2013	15	15	7	6	10	10	10	13	9	15	3	19	43			132
	2014	7	8	13	7	-	-	-	-	-	-	-	-	35	-18.6%	▼	35
Non-Capital Felonies and Related Matters	2013	97	58	98	99	91	62	72	67	85	177	49	67	352			1,022
	2014	102	38	57	106	-	-	-	-	-	-	-	-	303	-13.9%	▼	303
Other	2013	8	4	11	6	6	1	4	6	7	5	2	8	29			68
	2014	7	7	4	10	-	-	-	-	-	-	-	-	28	-3.4%	▼	28
Other Criminally Related Matters	2013	6	5	6	8	1	2	7	6	6	8	3	6	25			64
	2014	3	-	8	4	-	-	-	-	-	-	-	-	15	-40.0%	▼	15
Probates/Wills and Trusts - Level 1	2013	-	-	-	-	-	-	-	-	-	1	-	1	0			2
	2014	-	1	-	-	-	-	-	-	-	-	-	-	1	0.0%	↔	1
Probates/Wills and Trusts - Level 2	2013	2	1	-	-	-	1	-	2	-	2	-	-	3			8
	2014	2	1	1	2	-	-	-	-	-	-	-	-	6	100.0%	▲	6
Uncontested Divorce	2013	5	11	9	9	12	7	5	11	11	8	2	6	34			96
	2014	8	7	6	8	-	-	-	-	-	-	-	-	29	-14.7%	▼	29

Type of Court: Circuit
Locale/Circuit: Radford 27
Start/End Date: Jan-13 / Apr-14
Type of Case: Filings
AVG. Month: 102
2013 AVG Month: 103
2014 AVG Month: 97
Jan-Apr 2013: 402
Jan-Apr 2014: 387
Filings Trending: Downward ▼

D
a
s
h
b
o
a
r
d



	Jan	Feb	Mar	Apr	May	Jun	Jul	Aug	Sep	Oct	Nov	Dec	Thru Apr	% Change	Trending	Total
2013	69	66	193	74	70	289	88	46	129	57	34	124	402			1,239
2014	40	59	181	107	-	-	-	-	-	-	-	-	387	-3.7%	▼	387

		Jan	Feb	Mar	Apr	May	Jun	Jul	Aug	Sep	Oct	Nov	Dec	Thru Apr	% Change	Trending	Total
Administrative Law	2013	1	-	-	-	-	-	-	-	-	-	-	-	1			1
Contested Divorce	2013	-	-	-	1	-	2	-	-	2	1	2	-	1			8
	2014	1	1	-	3	-	-	-	-	-	-	-	-	5	400.0%	▲	5
Domestic and Family - Level 1	2013	3	-	1	-	-	-	2	1	1	1	1	4	4			14
	2014	-	-	5	3	-	-	-	-	-	-	-	-	8	100.0%	▲	8
Domestic and Family - Lev	2013	2	1	1	-	-	-	-	-	1	1	-	1	4			7
General Civil - Level 1	2014	-	-	-	1	-	-	-	-	-	-	-	-	1			1
General Civil - Level 2	2013	1	-	1	3	-	2	2	1	-	2	-	1	5			13
	2014	-	-	1	2	-	-	-	-	-	-	-	-	3	-40.0%	▼	3
General Civil - Level 3	2013	1	-	2	2	-	2	1	1	2	1	1	1	5			14
	2014	-	-	-	1	-	-	-	-	-	-	-	-	1	-80.0%	▼	1
Miscellaneous	2013	45	38	20	34	31	26	15	17	12	22	14	20	137			294
	2014	26	24	25	25	-	-	-	-	-	-	-	-	100	-27.0%	▼	100
Misdemeanor	2013	-	2	28	6	6	25	22	5	14	6	6	23	36			143
	2014	1	7	18	26	-	-	-	-	-	-	-	-	52	44.4%	▲	52
Non-Capital Felonies and Related Matters	2013	7	11	127	18	19	220	27	10	88	9	8	71	163			615
	2014	9	17	124	36	-	-	-	-	-	-	-	-	186	14.1%	▲	186
Other	2013	8	11	9	3	9	7	15	10	6	8	-	1	31			87
	2014	-	2	-	1	-	-	-	-	-	-	-	-	3	-90.3%	▼	3
Other Criminally Related Matters	2013	-	-	-	6	3	2	3	-	1	1	2	-	6			18
	2014	2	3	7	5	-	-	-	-	-	-	-	-	17	183.3%	▲	17
Probates/Wills and Trusts	2013	-	-	2	-	-	2	-	-	-	-	-	-	2			4
Protective Orders	2013	-	1	-	-	-	-	-	-	-	-	-	-	1			1
Uncontested Divorce	2013	1	2	2	1	2	1	1	1	2	5	-	2	6			20
	2014	1	5	1	4	-	-	-	-	-	-	-	-	11	83.3%	▲	11

Type of Court: Circuit

Locale/Circuit: Smyth 28

Start/End Date: Jan-13 / Apr-14

Type of Case: Filings

AVG. Month: 247

2013 AVG Month: 252

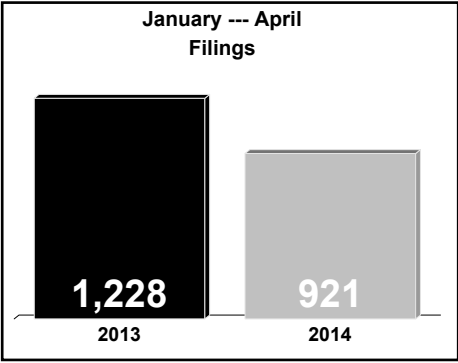
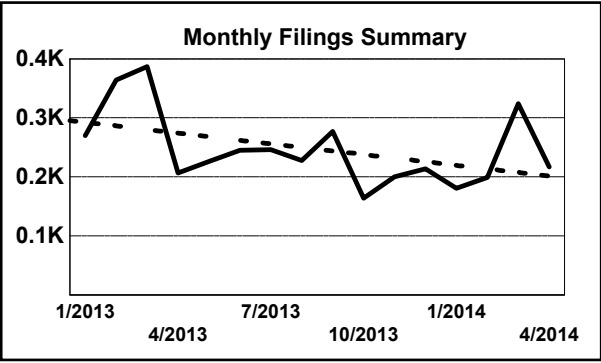
2014 AVG Month: 230

Jan-Apr 2013: 1,228

Jan-Apr 2014: 921

Filings Trending: Downward ▼

D
a
s
h
b
o
a
r
d

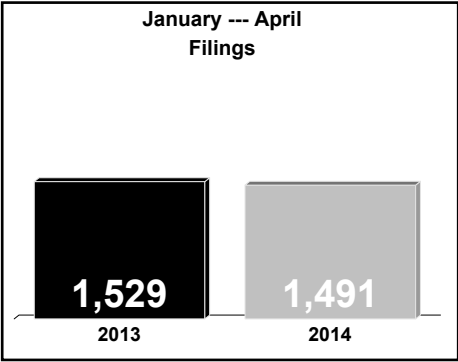
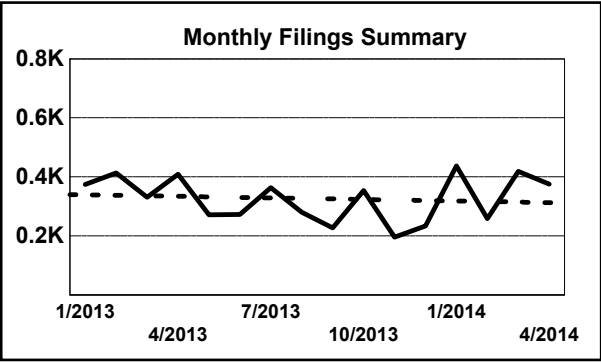


	Jan	Feb	Mar	Apr	May	Jun	Jul	Aug	Sep	Oct	Nov	Dec	Thru Apr	% Change	Trending	Total
2013	270	364	387	207	226	245	246	228	277	164	200	214	1,228			3,028
2014	181	199	324	217	-	-	-	-	-	-	-	-	921	-25.0%	▼	921

		Jan	Feb	Mar	Apr	May	Jun	Jul	Aug	Sep	Oct	Nov	Dec	Thru Apr	% Change	Trending	Total
Administrative Law	2013	-	-	-	-	-	-	-	-	-	1	3	-	0			4
	2014	1	-	-	2	-	-	-	-	-	-	-	-	3	0.0%	↔	3
Contested Divorce	2013	7	6	4	2	3	1	6	6	6	3	3	5	19			52
	2014	6	3	8	6	-	-	-	-	-	-	-	-	23	21.1%	▲	23
Domestic and Family - Level 1	2013	5	-	2	3	4	2	1	10	1	-	-	-	10			28
	2014	1	2	-	5	-	-	-	-	-	-	-	-	8	-20.0%	▼	8
Domestic and Family - Level 2	2013	3	3	5	3	7	4	6	3	5	3	4	3	14			49
	2014	3	2	1	3	-	-	-	-	-	-	-	-	9	-35.7%	▼	9
General Civil - Level 1	2013	1	-	1	2	1	-	1	-	-	2	-	1	4			9
	2014	2	-	-	1	-	-	-	-	-	-	-	-	3	-25.0%	▼	3
General Civil - Level 2	2013	2	4	4	2	1	6	11	9	5	6	3	5	12			58
	2014	7	4	7	4	-	-	-	-	-	-	-	-	22	83.3%	▲	22
General Civil - Level 3	2013	4	-	2	1	3	4	9	5	5	1	5	2	7			41
	2014	3	3	7	5	-	-	-	-	-	-	-	-	18	157.1%	▲	18
Miscellaneous	2013	159	190	126	92	56	36	49	44	44	62	56	60	567			974
	2014	75	90	104	90	-	-	-	-	-	-	-	-	359	-36.7%	▼	359
Misdemeanor	2013	19	9	18	3	16	13	4	23	24	2	10	8	49			149
	2014	10	6	13	11	-	-	-	-	-	-	-	-	40	-18.4%	▼	40
Non-Capital Felonies and Related Matters	2013	28	99	166	41	92	122	109	68	128	48	73	85	334			1,059
	2014	46	46	128	70	-	-	-	-	-	-	-	-	290	-13.2%	▼	290
Other	2013	33	38	40	41	20	47	35	41	41	30	28	37	152			431
	2014	15	28	41	8	-	-	-	-	-	-	-	-	92	-39.5%	▼	92
Other Criminally Related Matters	2013	1	3	7	2	6	-	1	9	5	-	3	2	13			39
	2014	3	3	-	-	-	-	-	-	-	-	-	-	6	-53.8%	▼	6
Probates/Wills and Trusts	2014	-	-	-	1	-	-	-	-	-	-	-	-	1			1
Probates/Wills and Trusts - Level 2	2013	1	2	2	1	4	2	2	1	2	2	4	2	6			25
	2014	3	4	4	4	-	-	-	-	-	-	-	-	15	150.0%	▲	15
Uncontested Divorce	2013	7	10	10	14	13	8	12	9	11	4	8	4	41			110
	2014	6	8	11	7	-	-	-	-	-	-	-	-	32	-22.0%	▼	32

Type of Court: Circuit
Locale/Circuit: Washington 28
Start/End Date: Jan-13 / Apr-14
Type of Case: Filings
AVG. Month: 326
2013 AVG Month: 311
2014 AVG Month: 373
Jan-Apr 2013: 1,529
Jan-Apr 2014: 1,491
Filings Trending: Steady ↔

D
a
s
h
b
o
a
r
d

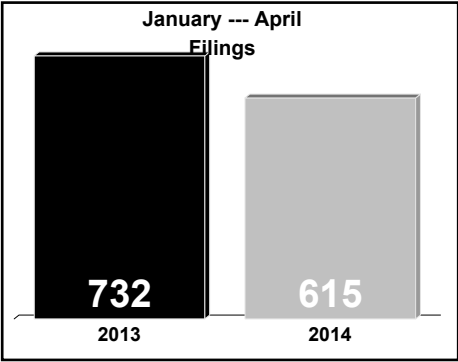
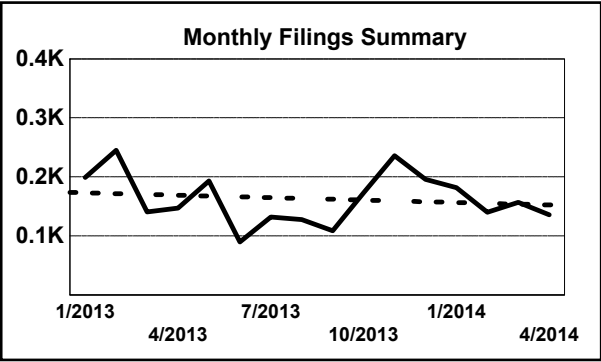


	Jan	Feb	Mar	Apr	May	Jun	Jul	Aug	Sep	Oct	Nov	Dec	Thru Apr	% Change	Trending	Total
2013	375	414	331	409	272	273	364	280	227	354	196	234	1,529			3,729
2014	437	259	419	376	-	-	-	-	-	-	-	-	1,491	-2.5%	▼	1,491

		Jan	Feb	Mar	Apr	May	Jun	Jul	Aug	Sep	Oct	Nov	Dec	Thru Apr	% Change	Trending	Total
Administrative Law	2013	1	1	2	-	1	-	-	-	-	1	-	-	4			6
	2014	-	1	1	2	-	-	-	-	-	-	-	-	4	0.0%	↔	4
Contested Divorce	2013	4	14	4	4	6	8	8	6	3	5	3	1	26			66
	2014	9	4	7	7	-	-	-	-	-	-	-	-	27	3.8%	▲	27
Domestic and Family - Level 1	2013	3	-	5	9	5	-	-	2	2	6	2	-	17			34
	2014	2	1	14	6	-	-	-	-	-	-	-	-	23	35.3%	▲	23
Domestic and Family - Level 2	2013	2	2	4	2	5	1	1	2	3	3	5	-	10			30
	2014	2	1	-	2	-	-	-	-	-	-	-	-	5	-50.0%	▼	5
General Civil - Level 1	2013	1	2	1	2	1	2	-	-	1	1	-	2	6			13
	2014	-	1	1	-	-	-	-	-	-	-	-	-	2	-66.7%	▼	2
General Civil - Level 2	2013	13	8	4	9	7	4	18	8	6	11	4	5	34			97
	2014	3	4	6	2	-	-	-	-	-	-	-	-	15	-55.9%	▼	15
General Civil - Level 3	2013	2	4	7	8	5	2	4	1	4	2	3	3	21			45
	2014	3	4	4	6	-	-	-	-	-	-	-	-	17	-19.0%	▼	17
Miscellaneous	2013	219	259	193	198	124	108	118	118	94	132	99	137	869			1,799
	2014	193	177	187	176	-	-	-	-	-	-	-	-	733	-15.7%	▼	733
Misdemeanor	2013	12	11	10	34	12	21	15	14	14	28	11	3	67			185
	2014	33	4	20	9	-	-	-	-	-	-	-	-	66	-1.5%	▼	66
Non-Capital Felonies and Related Matters	2013	99	86	76	110	89	82	175	109	67	135	50	70	371			1,148
	2014	153	41	151	126	-	-	-	-	-	-	-	-	471	27.0%	▲	471
Other	2013	-	-	-	-	-	-	-	-	-	1	1	-	0			2
Other Criminally Related Matters	2013	6	15	5	13	1	30	9	3	15	16	3	2	39	0.0%	↔	118
	2014	27	-	11	14	-	-	-	-	-	-	-	-	52	33.3%	▲	52
Probates/Wills and Trusts	2013	-	-	1	-	-	-	-	-	-	-	-	-	1			1
Probates/Wills and Trusts - Level 2	2013	-	1	-	-	1	1	-	2	2	2	-	1	1			10
	2014	-	-	-	5	-	-	-	-	-	-	-	-	5	400.0%	▲	5
Protective Orders	2013	-	-	-	-	1	-	-	-	-	-	-	1	0			2
	2014	-	-	1	-	-	-	-	-	-	-	-	-	1	0.0%	↔	1
Uncontested Divorce	2013	13	11	19	20	14	14	16	15	16	11	15	9	63			173
	2014	12	21	16	21	-	-	-	-	-	-	-	-	70	11.1%	▲	70

Type of Court: Circuit
Locale/Circuit: Bristol 28
Start/End Date: Jan-13 / Apr-14
Type of Case: Filings
AVG. Month: 163
2013 AVG Month: 166
2014 AVG Month: 154
Jan-Apr 2013: 732
Jan-Apr 2014: 615
Filings Trending: Downward ▼

D
a
s
h
b
o
a
r
d



	Jan	Feb	Mar	<u>Apr</u>	May	Jun	Jul	Aug	Sep	Oct	Nov	Dec	Thru Apr	% Change	Trending	<u>Total</u>
2013	199	245	141	147	193	90	132	128	109	173	236	196	732			1,989
2014	182	140	157	136	-	-	-	-	-	-	-	-	615	-16.0%	▼	615

		Jan	Feb	Mar	<u>Apr</u>	May	Jun	Jul	Aug	Sep	Oct	Nov	Dec	Thru Apr	% Change	Trending	<u>Total</u>
Contested Divorce	2013	3	1	5	1	-	1	3	3	2	2	3	2	10			26
	2014	1	1	2	4	-	-	-	-	-	-	-	-	8	-20.0%	▼	8
Domestic and Family - Level 1	2013	11	2	2	12	-	-	2	1	4	1	2	6	27			43
	2014	1	1	2	2	-	-	-	-	-	-	-	-	6	-77.8%	▼	6
Domestic and Family - Level 2	2013	-	-	-	2	-	7	1	1	-	2	-	5	2			18
	2014	-	1	-	1	-	-	-	-	-	-	-	-	2	0.0%	↔	2
General Civil - Level 1	2013	1	1	-	-	-	1	-	-	-	-	-	-	2			3
	2014	3	4	5	2	-	-	-	-	-	-	-	-	14	55.6%	▲	14
General Civil - Level 2	2013	4	1	1	3	2	2	2	3	1	1	4	6	9			30
	2014	3	4	5	2	-	-	-	-	-	-	-	-	14	55.6%	▲	14
General Civil - Level 3	2013	4	-	3	1	1	-	1	-	2	6	4	4	8			26
	2014	2	1	4	2	-	-	-	-	-	-	-	-	9	12.5%	▲	9
Miscellaneous	2013	72	73	58	55	29	42	40	26	24	37	39	33	258			528
	2014	56	55	38	47	-	-	-	-	-	-	-	-	196	-24.0%	▼	196
Misdemeanor	2013	10	17	11	10	16	8	9	17	6	19	12	9	48			144
	2014	15	7	6	15	-	-	-	-	-	-	-	-	43	-10.4%	▼	43
Non-Capital Felonies and Related Matters	2013	87	146	57	48	134	25	57	69	59	97	153	87	338			1,019
	2014	86	53	75	45	-	-	-	-	-	-	-	-	259	-23.4%	▼	259
Other	2013	1	1	-	1	-	-	-	-	-	2	13	38	3			56
	2014	7	12	6	10	-	-	-	-	-	-	-	-	35	1,066.7%	▲	35
Other Criminally Related Matters	2013	-	1	1	5	4	2	12	2	4	-	2	2	7			35
	2014	7	3	12	5	-	-	-	-	-	-	-	-	27	285.7%	▲	27
Probates/Wills and Trusts	2013	-	-	-	-	-	-	1	-	-	-	-	-	0			1
Probates/Wills and Trusts	2013	-	1	-	-	-	-	-	-	-	-	1	-	1	0.0%	↔	2
Protective Orders	2013	-	-	-	-	1	-	-	-	-	-	-	-	0			1
Uncontested Divorce	2013	6	1	3	9	6	2	4	6	7	6	3	4	19	0.0%	↔	57
	2014	4	2	7	3	-	-	-	-	-	-	-	-	16	-15.8%	▼	16

Type of Court: Circuit

Locale/Circuit: Buchanan 29

Start/End Date: Jan-13 / Apr-14

Type of Case: Filings

AVG. Month: 215

2013 AVG Month: 190

2014 AVG Month: 293

Jan-Apr 2013: 1,019

Jan-Apr 2014: 1,171

Filings Trending: Upward ▲

D

a

s

h

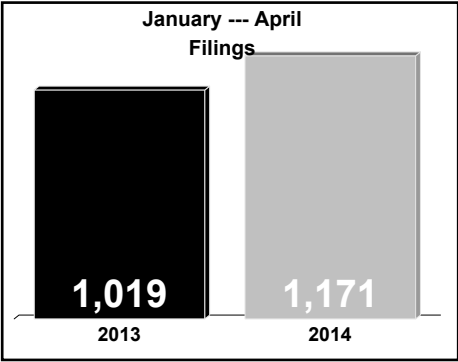
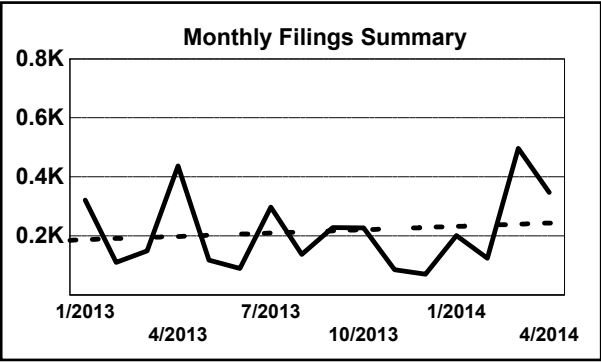
b

o

a

r

d

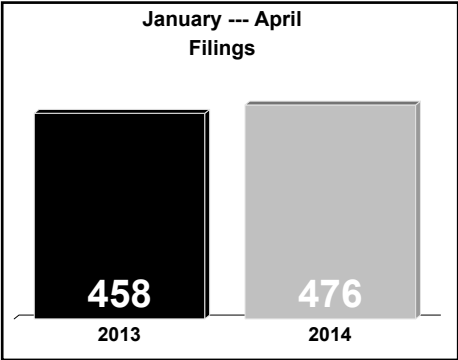
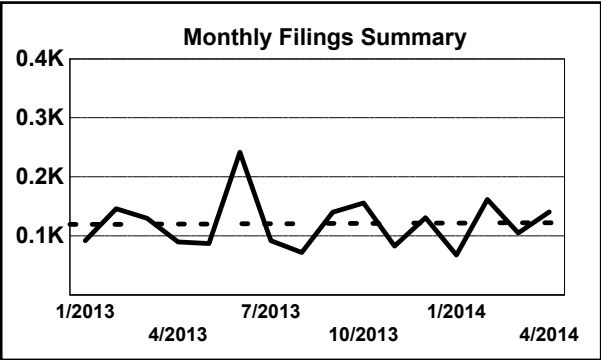


	Jan	Feb	Mar	Apr	May	Jun	Jul	Aug	Sep	Oct	Nov	Dec	Thru Apr	% Change	Trending	Total
2013	321	111	150	437	118	90	298	138	228	227	86	71	1,019			2,275
2014	202	125	497	347	-	-	-	-	-	-	-	-	1,171	14.9%	▲	1,171

		Jan	Feb	Mar	Apr	May	Jun	Jul	Aug	Sep	Oct	Nov	Dec	Thru Apr	% Change	Trending	Total
Administrative Law	2013	-	2	-	1	-	-	1	-	-	-	-	-	3			4
Contested Divorce	2013	1	2	1	2	3	2	4	2	3	1	2	1	6			24
	2014	5	3	3	2	-	-	-	-	-	-	-	-	13	116.7%	▲	13
Domestic and Family - Level 1	2013	-	-	3	3	1	1	-	-	-	8	-	-	6			16
	2014	3	2	-	4	-	-	-	-	-	-	-	-	9	50.0%	▲	9
Domestic and Family - Level 2	2013	-	-	1	2	4	1	2	2	3	2	3	1	3			21
	2014	3	2	2	3	-	-	-	-	-	-	-	-	10	233.3%	▲	10
General Civil - Level 1	2013	-	-	-	-	1	-	-	-	1	1	-	-	0			3
	2014	-	-	1	1	-	-	-	-	-	-	-	-	2	0.0%	↔	2
General Civil - Level 2	2013	1	4	4	13	17	9	4	6	7	4	2	2	22			73
	2014	3	3	1	5	-	-	-	-	-	-	-	-	12	-45.5%	▼	12
General Civil - Level 3	2013	2	2	2	4	6	3	3	1	1	2	1	3	10			30
	2014	3	1	4	2	-	-	-	-	-	-	-	-	10	0.0%	↔	10
Miscellaneous	2013	80	56	77	59	47	36	51	61	51	69	42	43	272			672
	2014	68	70	115	114	-	-	-	-	-	-	-	-	367	34.9%	▲	367
Misdemeanor	2013	27	5	17	15	13	12	27	17	30	18	8	9	64			198
	2014	16	10	56	33	-	-	-	-	-	-	-	-	115	79.7%	▲	115
Non-Capital Felonies and Related Matters	2013	201	29	36	334	20	15	191	38	120	109	22	6	600			1,121
	2014	93	28	300	171	-	-	-	-	-	-	-	-	592	-1.3%	▼	592
Other	2013	1	-	-	-	-	-	3	2	-	-	1	-	1			7
	2014	-	1	-	-	-	-	-	-	-	-	-	-	1	0.0%	↔	1
Other Criminally Related Matters	2013	1	2	1	2	-	1	5	4	3	2	2	-	6			23
	2014	-	1	7	-	-	-	-	-	-	-	-	-	8	33.3%	▲	8
Probates/Wills and Trusts - Level 2	2013	2	2	1	-	1	1	-	1	-	2	-	1	5			11
	2014	2	1	-	-	-	-	-	-	-	-	-	-	3	-40.0%	▼	3
Protective Orders	2013	-	-	-	-	2	-	2	-	1	-	-	-	0			5
Uncontested Divorce	2013	5	7	7	2	3	9	5	4	8	9	3	5	21	0.0%	↔	67
	2014	6	3	8	12	-	-	-	-	-	-	-	-	29	38.1%	▲	29

Type of Court: Circuit
Locale/Circuit: Dickenson 29
Start/End Date: Jan-13 / Apr-14
Type of Case: Filings
AVG. Month: 121
2013 AVG Month: 122
2014 AVG Month: 119
Jan-Apr 2013: 458
Jan-Apr 2014: 476
Filings Trending: Upward ▲

D
a
s
h
b
o
a
r
d



	Jan	Feb	Mar	Apr	May	Jun	Jul	Aug	Sep	Oct	Nov	Dec	Thru Apr	% Change	Trending	Total
2013	92	146	130	90	87	242	92	72	140	156	83	131	458			1,461
2014	68	162	105	141	-	-	-	-	-	-	-	-	476	3.9%	▲	476

		Jan	Feb	Mar	Apr	May	Jun	Jul	Aug	Sep	Oct	Nov	Dec	Thru Apr	% Change	Trending	Total
Administrative Law	2013	-	1	1	-	-	1	-	-	-	-	-	-	2			3
Contested Divorce	2013	-	3	2	1	2	1	1	4	3	1	-	2	6			20
	2014	-	-	1	2	-	-	-	-	-	-	-	-	3	-50.0%	▼	3
Domestic and Family - Level 1	2013	1	-	-	2	1	-	5	6	15	3	10	-	3			43
	2014	6	-	4	-	-	-	-	-	-	-	-	-	10	233.3%	▲	10
Domestic and Family - Level 2	2013	1	-	1	2	2	-	-	-	-	1	3	1	4			11
	2014	-	6	3	1	-	-	-	-	-	-	-	-	10	150.0%	▲	10
General Civil - Level 1	2013	-	2	-	-	-	1	-	-	-	-	-	-	2			3
General Civil - Level 2	2013	2	-	2	2	2	3	1	7	-	1	5	2	6			27
	2014	3	1	2	5	-	-	-	-	-	-	-	-	11	83.3%	▲	11
General Civil - Level 3	2013	3	-	-	-	-	2	1	1	1	2	2	1	3			13
	2014	1	4	-	-	-	-	-	-	-	-	-	-	5	66.7%	▲	5
Miscellaneous	2013	52	53	40	48	32	18	30	26	45	40	32	32	193			448
	2014	32	39	43	34	-	-	-	-	-	-	-	-	148	-23.3%	▼	148
Misdemeanor	2013	1	2	9	3	6	3	5	2	15	4	3	7	15			60
	2014	2	14	2	9	-	-	-	-	-	-	-	-	27	80.0%	▲	27
Non-Capital Felonies and Related Matters	2013	11	65	47	18	27	185	42	13	40	74	13	66	141			601
	2014	9	82	26	72	-	-	-	-	-	-	-	-	189	34.0%	▲	189
Other	2013	16	17	18	10	12	25	3	10	14	24	14	18	61			181
	2014	7	11	18	11	-	-	-	-	-	-	-	-	47	-23.0%	▼	47
Other Criminally Related M	2013	-	-	1	1	-	-	1	-	1	-	-	-	2			4
Probates/Wills and Trusts - Level 2	2013	1	-	-	-	-	-	1	1	2	-	-	-	1			5
	2014	-	1	2	-	-	-	-	-	-	-	-	-	3	200.0%	▲	3
Uncontested Divorce	2013	4	3	9	3	3	3	2	2	4	6	1	2	19			42
	2014	8	4	4	7	-	-	-	-	-	-	-	-	23	21.1%	▲	23

Type of Court: Circuit

Locale/Circuit: Russell 29

Start/End Date: Jan-13 / Apr-14

Type of Case: Filings

AVG. Month: 300

2013 AVG Month: 315

2014 AVG Month: 256

Jan-Apr 2013: 1,116

Jan-Apr 2014: 1,023

Filings Trending: Downward ▼

D

a

s

h

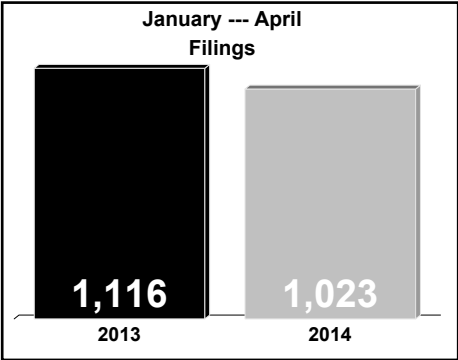
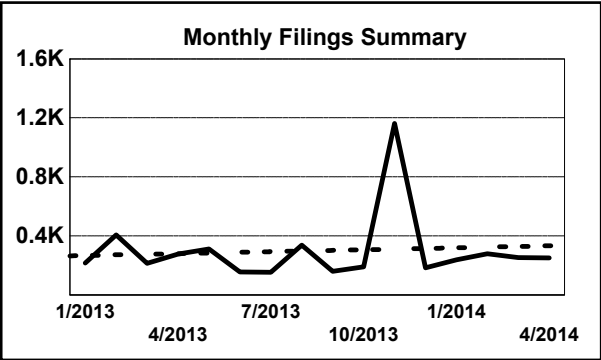
b

o

a

r

d



	Jan	Feb	Mar	Apr	May	Jun	Jul	Aug	Sep	Oct	Nov	Dec	Thru Apr	% Change	Trending	Total
2013	216	407	215	278	312	157	154	339	161	191	1,163	184	1,116			3,777
2014	238	279	254	252	-	-	-	-	-	-	-	-	1,023	-8.3%	▼	1,023

		Jan	Feb	Mar	Apr	May	Jun	Jul	Aug	Sep	Oct	Nov	Dec	Thru Apr	% Change	Trending	Total
Administrative Law	2013	-	-	-	-	-	-	1	2	-	-	-	1	0			4
	2014	-	-	1	1	-	-	-	-	-	-	-	-	2	0.0%	↔	2
Contested Divorce	2013	7	7	5	3	8	5	4	7	4	9	5	2	22			66
	2014	4	5	5	6	-	-	-	-	-	-	-	-	20	-9.1%	▼	20
Domestic and Family - Level 1	2013	3	-	7	5	-	4	3	4	6	4	2	2	15			40
	2014	15	3	5	5	-	-	-	-	-	-	-	-	28	86.7%	▲	28
Domestic and Family - Level 2	2013	2	-	1	3	2	4	3	4	1	3	4	2	6			29
	2014	2	5	3	2	-	-	-	-	-	-	-	-	12	100.0%	▲	12
General Civil - Level 1	2013	-	1	-	-	1	1	-	-	1	-	-	-	1			4
	2014	3	3	7	8	6	5	7	4	3	10	3	6	21			65
General Civil - Level 2	2013	3	3	7	8	6	5	7	4	3	10	3	6	21			65
	2014	8	2	4	11	-	-	-	-	-	-	-	-	25	19.0%	▲	25
General Civil - Level 3	2013	3	1	1	2	1	5	5	2	2	3	1	-	7			26
	2014	3	1	2	1	-	-	-	-	-	-	-	-	7	0.0%	↔	7
Miscellaneous	2013	85	118	85	89	54	46	42	50	33	60	59	51	377			772
	2014	88	87	116	124	-	-	-	-	-	-	-	-	415	10.1%	▲	415
Misdemeanor	2013	5	61	18	9	26	2	7	31	15	13	23	25	93			235
	2014	24	36	23	7	-	-	-	-	-	-	-	-	90	-3.2%	▼	90
Non-Capital Felonies and Related Matters	2013	69	167	52	126	182	58	50	203	51	58	1,043	67	414			2,126
	2014	69	99	61	66	-	-	-	-	-	-	-	-	295	-28.7%	▼	295
Other	2013	27	31	19	22	20	21	17	23	28	16	17	16	99			257
	2014	15	34	20	20	-	-	-	-	-	-	-	-	89	-10.1%	▼	89
Other Criminally Related Matters	2013	-	2	4	6	3	-	6	6	2	1	3	2	12			35
	2014	-	-	1	2	-	-	-	-	-	-	-	-	3	-75.0%	▼	3
Probates/Wills and Trusts - Level 2	2013	1	2	1	1	2	1	2	-	-	-	-	-	5			10
	2014	1	-	-	-	-	-	-	-	-	-	-	-	1	-80.0%	▼	1
Protective Orders	2014	-	-	-	1	-	-	-	-	-	-	-	-	1			1
Uncontested Divorce	2013	11	14	15	4	7	5	7	3	15	14	3	10	44			108
	2014	9	7	13	6	-	-	-	-	-	-	-	-	35	-20.5%	▼	35

Type of Court: Circuit

Locale/Circuit: Tazewell 29

Start/End Date: Jan-13 / Apr-14

Type of Case: Filings

AVG. Month: 568

2013 AVG Month: 587

2014 AVG Month: 510

Jan-Apr 2013: 2,448

Jan-Apr 2014: 2,041

Filings Trending: Downward ▼

D

a

s

h

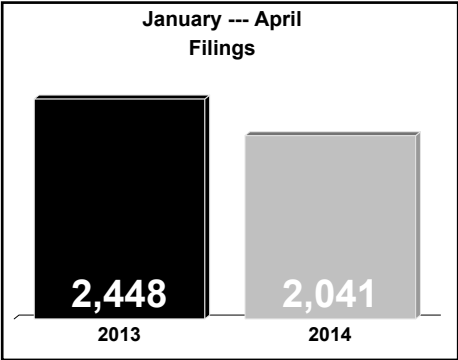
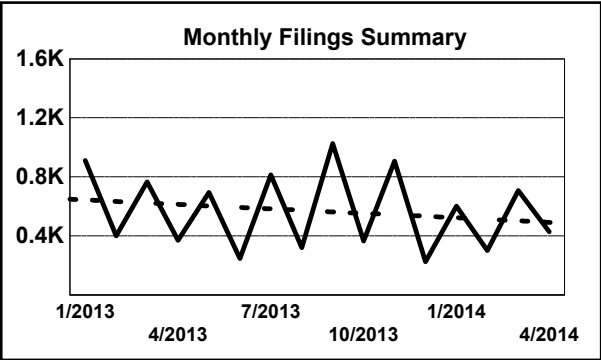
b

o

a

r

d



	Jan	Feb	Mar	Apr	May	Jun	Jul	Aug	Sep	Oct	Nov	Dec	Thru Apr	% Change	Trending	Total
2013	912	400	766	370	695	248	814	321	1,025	367	906	225	2,448			7,049
2014	602	301	708	430	-	-	-	-	-	-	-	-	2,041	-16.6%	▼	2,041

		Jan	Feb	Mar	Apr	May	Jun	Jul	Aug	Sep	Oct	Nov	Dec	Thru Apr	% Change	Trending	Total
Administrative Law	2013	2	-	2	1	-	1	-	1	-	1	-	2	5			10
Capital Murder	2013	-	-	-	-	-	-	-	-	-	3	2	-	0			5
Contested Divorce	2013	7	3	5	14	11	7	5	6	3	5	9	1	29	0.0%	↔	76
	2014	12	12	6	5	-	-	-	-	-	-	-	-	35	20.7%	▲	35
Domestic and Family - Level 1	2013	-	-	10	4	3	-	1	3	3	6	5	2	14			37
	2014	2	1	5	-	-	-	-	-	-	-	-	-	8	-42.9%	▼	8
Domestic and Family - Level 2	2013	2	2	2	5	-	2	3	5	1	3	1	2	11			28
	2014	1	1	2	3	-	-	-	-	-	-	-	-	7	-36.4%	▼	7
General Civil - Level 1	2013	-	-	-	1	2	-	1	2	-	1	1	-	1			8
	2014	1	-	1	1	-	-	-	-	-	-	-	-	3	200.0%	▲	3
General Civil - Level 2	2013	9	4	10	4	11	7	7	8	4	4	5	3	27			76
	2014	2	10	10	8	-	-	-	-	-	-	-	-	30	11.1%	▲	30
General Civil - Level 3	2013	4	1	6	5	4	-	5	6	3	4	2	3	16			43
	2014	3	1	3	6	-	-	-	-	-	-	-	-	13	-18.8%	▼	13
Miscellaneous	2013	157	189	185	135	91	87	80	86	75	86	80	91	666			1,342
	2014	103	147	202	222	-	-	-	-	-	-	-	-	674	1.2%	▲	674
Misdemeanor	2013	87	28	115	53	88	27	142	29	187	37	289	20	283			1,102
	2014	83	28	120	31	-	-	-	-	-	-	-	-	262	-7.4%	▼	262
Non-Capital Felonies and Related Matters	2013	599	142	399	112	449	92	534	142	723	192	475	71	1,252			3,930
	2014	370	67	325	125	-	-	-	-	-	-	-	-	887	-29.2%	▼	887
Other	2013	16	9	7	9	9	7	9	7	8	10	5	12	41			108
	2014	6	11	11	13	-	-	-	-	-	-	-	-	41	0.0%	↔	41
Other Criminally Related Matters	2013	9	1	3	4	6	1	9	3	3	1	12	4	17			56
	2014	7	2	4	3	-	-	-	-	-	-	-	-	16	-5.9%	▼	16
Probates/Wills and Trusts	2013	-	-	-	-	-	1	-	-	-	-	-	-	0			1
Probates/Wills and Trusts - Level 2	2013	7	5	2	2	-	2	4	3	1	6	3	2	16	0.0%	↔	37
	2014	4	3	1	1	-	-	-	-	-	-	-	-	9	-43.8%	▼	9
Uncontested Divorce	2013	13	16	20	21	21	14	14	20	14	8	17	12	70			190
	2014	8	18	18	12	-	-	-	-	-	-	-	-	56	-20.0%	▼	56

Type of Court: Circuit

Locale/Circuit: Lee 30

Start/End Date: Jan-13 / Apr-14

Type of Case: Filings

AVG. Month: 220

2013 AVG Month: 199

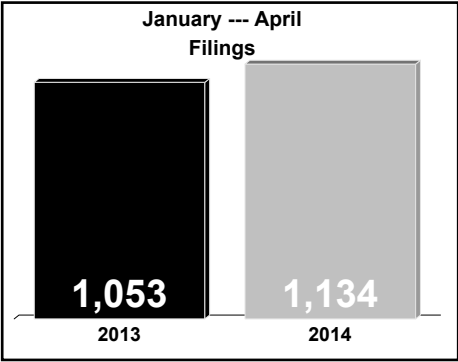
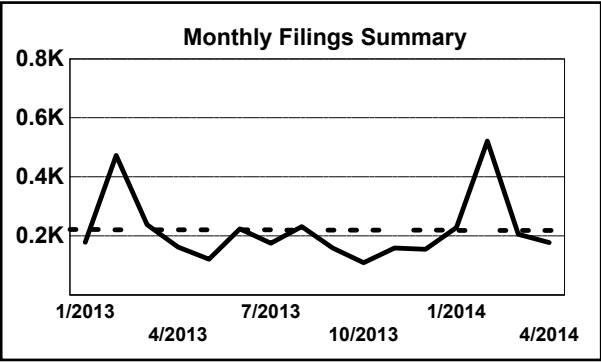
2014 AVG Month: 284

Jan-Apr 2013: 1,053

Jan-Apr 2014: 1,134

Filings Trending: Upward ▲

D
a
s
h
b
o
a
r
d

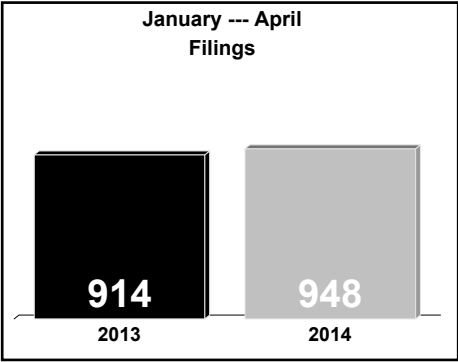
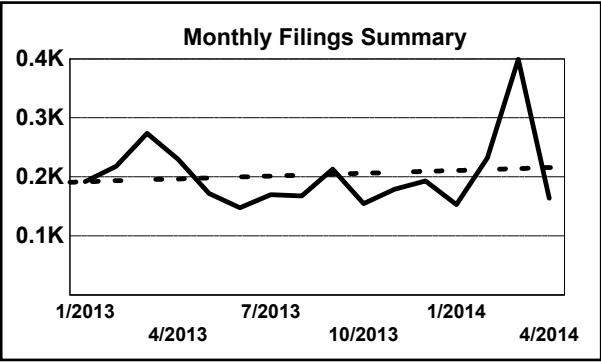


	Jan	Feb	Mar	Apr	May	Jun	Jul	Aug	Sep	Oct	Nov	Dec	Thru Apr	% Change	Trending	Total
2013	179	473	238	163	121	224	175	232	159	110	159	155	1,053			2,388
2014	228	522	206	178	-	-	-	-	-	-	-	-	1,134	7.7%	▲	1,134

		Jan	Feb	Mar	Apr	May	Jun	Jul	Aug	Sep	Oct	Nov	Dec	Thru Apr	% Change	Trending	Total
Administrative Law	2013	-	1	-	-	-	-	-	-	-	-	-	-	1			1
	2014	-	-	-	1	-	-	-	-	-	-	-	-	1	0.0%	↔	1
Contested Divorce	2013	1	4	2	4	3	2	2	1	-	4	1	2	11			26
	2014	2	2	4	2	-	-	-	-	-	-	-	-	10	-9.1%	▼	10
Domestic and Family - Level 1	2013	1	1	-	-	-	-	5	-	-	-	3	-	2			10
	2014	5	4	-	-	-	-	-	-	-	-	-	-	9	350.0%	▲	9
Domestic and Family - Level 2	2013	-	-	-	2	2	-	2	2	2	-	3	3	2			16
	2014	-	4	2	2	-	-	-	-	-	-	-	-	8	300.0%	▲	8
General Civil - Level 1	2013	1	-	-	2	-	-	-	-	-	-	-	1	3			4
	2014	-	1	-	-	-	-	-	-	-	-	-	-	1	-66.7%	▼	1
General Civil - Level 2	2013	3	6	5	5	10	1	1	3	5	1	3	3	19			46
	2014	1	2	6	1	-	-	-	-	-	-	-	-	10	-47.4%	▼	10
General Civil - Level 3	2013	-	-	3	2	2	3	1	1	2	6	6	3	5			29
	2014	5	1	4	4	-	-	-	-	-	-	-	-	14	180.0%	▲	14
Miscellaneous	2013	56	83	74	55	27	43	38	31	42	45	47	36	268			577
	2014	59	61	53	51	-	-	-	-	-	-	-	-	224	-16.4%	▼	224
Misdemeanor	2013	33	198	52	22	30	36	26	32	22	23	10	16	305			500
	2014	30	320	12	29	-	-	-	-	-	-	-	-	391	28.2%	▲	391
Non-Capital Felonies and Related Matters	2013	64	161	79	54	37	129	81	156	65	19	65	77	358			987
	2014	104	105	108	81	-	-	-	-	-	-	-	-	398	11.2%	▲	398
Other	2013	1	1	-	3	-	1	2	-	2	1	-	3	5			14
	2014	2	3	3	-	-	-	-	-	-	-	-	-	8	60.0%	▲	8
Other Criminally Related Matters	2013	4	1	8	5	4	1	4	2	6	3	8	8	18			54
	2014	10	8	2	-	-	-	-	-	-	-	-	-	20	11.1%	▲	20
Probates/Wills and Trusts	2013	-	-	-	1	-	-	-	-	-	-	-	-	1			1
Probates/Wills and Trusts - Level 2	2013	8	-	4	1	1	1	2	1	3	-	5	-	13			26
	2014	4	2	3	-	-	-	-	-	-	-	-	-	9	-30.8%	▼	9
Uncontested Divorce	2013	7	17	11	7	5	7	11	3	10	8	8	3	42			97
	2014	6	9	9	7	-	-	-	-	-	-	-	-	31	-26.2%	▼	31

Type of Court: Circuit
Locale/Circuit: Scott 30
Start/End Date: Jan-13 / Apr-14
Type of Case: Filings
AVG. Month: 204
2013 AVG Month: 193
2014 AVG Month: 237
Jan-Apr 2013: 914
Jan-Apr 2014: 948
Filings Trending: Upward ▲

D
a
s
h
b
o
a
r
d



	Jan	Feb	Mar	Apr	May	Jun	Jul	Aug	Sep	Oct	Nov	Dec	Thru Apr	% Change	Trending	Total
2013	192	218	274	230	172	148	170	168	213	155	179	193	914			2,312
2014	153	232	399	164	-	-	-	-	-	-	-	-	948	3.7%	▲	948

		Jan	Feb	Mar	Apr	May	Jun	Jul	Aug	Sep	Oct	Nov	Dec	Thru Apr	% Change	Trending	Total
Administrative Law	2013	-	-	-	-	-	-	-	-	1	-	-	1	0			2
Contested Divorce	2013	2	5	4	2	4	5	2	1	6	2	5	4	13	0.0%	↔	42
	2014	-	6	6	6	-	-	-	-	-	-	-	-	18	38.5%	▲	18
Domestic and Family - Level 1	2013	1	-	-	-	3	3	2	1	2	1	2	2	1			17
	2014	2	-	-	5	-	-	-	-	-	-	-	-	7	600.0%	▲	7
Domestic and Family - Level 2	2013	5	1	2	1	2	2	-	2	-	1	1	-	9			17
	2014	1	-	-	-	-	-	-	-	-	-	-	-	1	-88.9%	▼	1
General Civil - Level 1	2013	-	-	-	-	1	-	1	-	-	2	1	1	0			6
General Civil - Level 2	2013	3	2	7	1	5	3	-	2	3	5	6	4	13	0.0%	↔	41
	2014	7	3	6	1	-	-	-	-	-	-	-	-	17	30.8%	▲	17
General Civil - Level 3	2013	2	-	3	-	-	2	2	2	3	3	1	3	5			21
	2014	1	-	1	3	-	-	-	-	-	-	-	-	5	0.0%	↔	5
Miscellaneous	2013	101	103	102	85	49	39	52	46	54	62	52	64	391			809
	2014	60	77	88	48	-	-	-	-	-	-	-	-	273	-30.2%	▼	273
Misdemeanor	2013	23	10	72	17	37	29	47	28	34	34	30	39	122			400
	2014	31	28	55	25	-	-	-	-	-	-	-	-	139	13.9%	▲	139
Non-Capital Felonies and Related Matters	2013	37	84	60	116	50	54	48	64	88	19	74	57	297			751
	2014	43	107	210	58	-	-	-	-	-	-	-	-	418	40.7%	▲	418
Other	2013	1	-	-	-	-	-	-	-	-	1	-	1	1			3
Other Criminally Related Matters	2013	6	-	15	1	7	4	5	12	7	8	3	11	22			79
	2014	2	1	18	1	-	-	-	-	-	-	-	-	22	0.0%	↔	22
Probates/Wills and Trusts - Level 1	2013	-	-	1	-	-	-	-	1	-	-	1	-	1			3
	2014	-	1	-	-	-	-	-	-	-	-	-	-	1	0.0%	↔	1
Probates/Wills and Trusts - Level 2	2013	3	-	-	-	3	3	1	2	2	8	-	1	3			23
	2014	-	-	6	5	-	-	-	-	-	-	-	-	11	266.7%	▲	11
Uncontested Divorce	2013	8	13	8	7	11	4	10	7	13	9	3	5	36			98
	2014	6	9	9	12	-	-	-	-	-	-	-	-	36	0.0%	↔	36

Type of Court: Circuit

Locale/Circuit: Wise 30

Start/End Date: Jan-13 / Apr-14

Type of Case: Filings

AVG. Month: 454

2013 AVG Month: 485

2014 AVG Month: 362

Jan-Apr 2013: 2,467

Jan-Apr 2014: 1,447

Filings Trending: Downward ▼

D

a

s

h

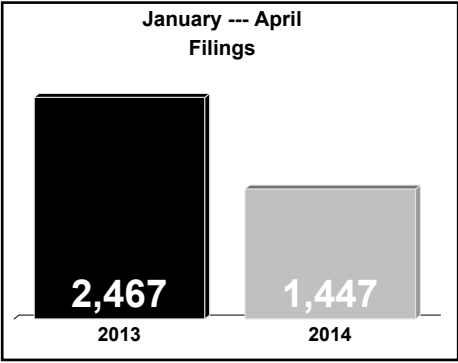
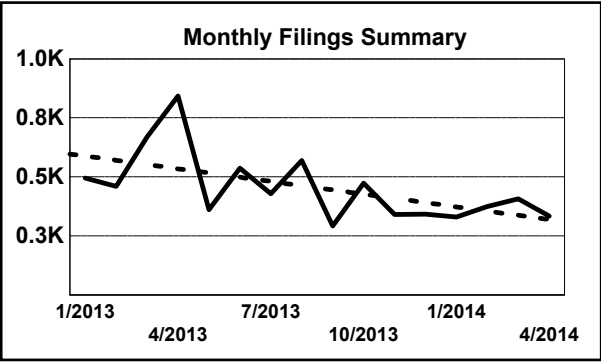
b

o

a

r

d



	Jan	Feb	Mar	Apr	May	Jun	Jul	Aug	Sep	Oct	Nov	Dec	Thru Apr	% Change	Trending	Total
2013	495	460	669	843	361	537	429	569	293	474	341	343	2,467			5,814
2014	330	375	407	335	-	-	-	-	-	-	-	-	1,447	-41.3%	▼	1,447

		Jan	Feb	Mar	Apr	May	Jun	Jul	Aug	Sep	Oct	Nov	Dec	Thru Apr	% Change	Trending	Total
Administrative Law	2013	2	-	1	1	-	2	-	-	-	-	1	-	4			7
	2014	1	-	-	1	-	-	-	-	-	-	-	-	2	-50.0%	▼	2
Contested Divorce	2013	8	12	10	8	12	8	9	9	12	10	5	8	38			111
	2014	8	8	11	5	-	-	-	-	-	-	-	-	32	-15.8%	▼	32
Domestic and Family - Level 1	2013	3	8	6	4	8	1	7	2	20	9	5	5	21			78
	2014	2	10	1	-	-	-	-	-	-	-	-	-	13	-38.1%	▼	13
Domestic and Family - Level 2	2013	7	7	3	3	4	7	7	2	4	5	2	7	20			58
	2014	2	2	1	3	-	-	-	-	-	-	-	-	8	-60.0%	▼	8
General Civil	2013	1	-	-	-	-	-	-	-	-	-	-	-	1			1
General Civil - Level 1	2013	-	-	-	-	2	1	-	3	1	2	2	-	0			11
	2014	-	-	2	2	-	-	-	-	-	-	-	-	4	0.0%	↔	4
General Civil - Level 2	2013	12	9	10	13	10	9	8	12	7	9	8	15	44			122
	2014	8	10	6	9	-	-	-	-	-	-	-	-	33	-25.0%	▼	33
General Civil - Level 3	2013	-	5	5	7	1	5	1	4	2	6	5	2	17			43
	2014	12	4	3	8	-	-	-	-	-	-	-	-	27	58.8%	▲	27
Miscellaneous	2013	199	172	119	136	100	77	63	84	61	100	57	54	626			1,222
	2014	68	135	130	77	-	-	-	-	-	-	-	-	410	-34.5%	▼	410
Misdemeanor	2013	82	57	92	110	73	107	84	86	51	73	66	70	341			951
	2014	59	52	73	81	-	-	-	-	-	-	-	-	265	-22.3%	▼	265
Non-Capital Felonies and Related Matters	2013	155	167	377	532	117	290	222	321	88	221	174	157	1,231			2,821
	2014	136	127	147	119	-	-	-	-	-	-	-	-	529	-57.0%	▼	529
Other	2013	3	-	4	1	4	7	3	3	1	3	-	-	8			29
	2014	1	6	1	-	-	-	-	-	-	-	-	-	8	0.0%	↔	8
Other Criminally Related Matters	2013	3	3	14	3	10	3	8	11	19	15	3	9	23			101
	2014	3	5	5	8	-	-	-	-	-	-	-	-	21	-8.7%	▼	21
Probates/Wills and Trusts - Level 1	2013	-	-	-	-	-	-	-	-	1	-	-	-	0			1
	2014	-	-	1	-	-	-	-	-	-	-	-	-	1	0.0%	↔	1
Probates/Wills and Trusts - Level 2	2013	2	3	1	-	3	-	4	3	2	1	3	1	6			23
	2014	1	-	3	1	-	-	-	-	-	-	-	-	5	-16.7%	▼	5
Uncontested Divorce	2013	18	17	27	25	17	20	13	29	24	20	10	15	87			235
	2014	29	16	23	21	-	-	-	-	-	-	-	-	89	2.3%	▲	89

Type of Court: Circuit

Locale/Circuit: Prince William 31

Start/End Date: Jan-13 / Apr-14

Type of Case: Filings

AVG. Month: 1,464

2013 AVG Month: 1,467

2014 AVG Month: 1,456

Jan-Apr 2013: 7,012

Jan-Apr 2014: 5,824

Filings Trending: Downward ▼

D

a

s

h

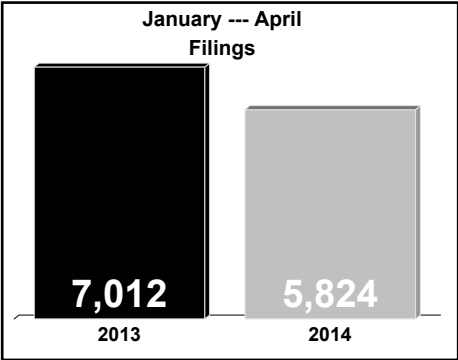
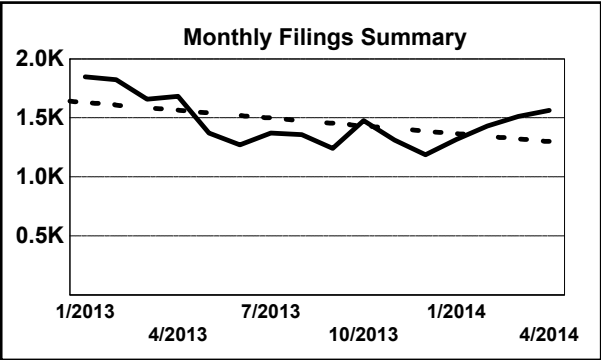
b

o

a

r

d



	Jan	Feb	Mar	Apr	May	Jun	Jul	Aug	Sep	Oct	Nov	Dec	Thru Apr	% Change	Trending	Total
2013	1,847	1,824	1,659	1,682	1,372	1,271	1,372	1,359	1,243	1,476	1,313	1,189	7,012			17,607
2014	1,318	1,431	1,512	1,563	-	-	-	-	-	-	-	-	5,824	-16.9%	▼	5,824

		Jan	Feb	Mar	Apr	May	Jun	Jul	Aug	Sep	Oct	Nov	Dec	Thru Apr	% Change	Trending	Total
Administrative Law	2013	1	-	1	2	3	2	1	1	1	1	3	2	4			18
	2014	2	1	1	1	-	-	-	-	-	-	-	-	5	25.0%	▲	5
Contested Divorce	2013	25	35	44	41	36	23	27	29	32	37	28	32	145			389
	2014	27	25	32	40	-	-	-	-	-	-	-	-	124	-14.5%	▼	124
Domestic and Family - Level 1	2013	22	12	4	30	12	14	8	11	25	12	24	11	68			185
	2014	4	12	15	24	-	-	-	-	-	-	-	-	55	-19.1%	▼	55
Domestic and Family - Level 2	2013	13	8	7	13	12	15	13	12	19	28	20	13	41			173
	2014	12	21	9	16	-	-	-	-	-	-	-	-	58	41.5%	▲	58
General Civil - Level 1	2013	2	4	2	3	3	3	-	3	5	2	2	2	11			31
	2014	4	2	4	4	-	-	-	-	-	-	-	-	14	27.3%	▲	14
General Civil - Level 2	2013	72	73	75	85	56	54	83	69	54	75	70	91	305			857
	2014	80	50	77	82	-	-	-	-	-	-	-	-	289	-5.2%	▼	289
General Civil - Level 3	2013	39	34	34	35	35	31	29	24	25	34	25	24	142			369
	2014	29	28	29	30	-	-	-	-	-	-	-	-	116	-18.3%	▼	116
Miscellaneous	2013	1,040	911	851	720	587	440	577	520	435	602	481	499	3,522			7,663
	2014	609	641	633	592	-	-	-	-	-	-	-	-	2,475	-29.7%	▼	2,475
Misdemeanor	2013	105	168	103	145	116	142	117	145	93	98	95	111	521			1,438
	2014	96	116	88	165	-	-	-	-	-	-	-	-	465	-10.7%	▼	465
Non-Capital Felonies and Related Matters	2013	269	380	248	355	313	322	277	301	335	303	337	249	1,252			3,689
	2014	229	285	414	342	-	-	-	-	-	-	-	-	1,270	1.4%	▲	1,270
Other	2013	90	59	79	67	52	53	67	61	82	63	77	55	295			805
	2014	67	93	59	81	-	-	-	-	-	-	-	-	300	1.7%	▲	300
Other Criminally Related Matters	2013	66	47	100	90	52	75	56	92	34	98	71	51	303			832
	2014	72	79	51	72	-	-	-	-	-	-	-	-	274	-9.6%	▼	274
Probates/Wills and Trusts - Level 1	2013	-	-	-	2	1	-	-	-	-	-	1	-	2			4
	2014	-	2	1	-	-	-	-	-	-	-	-	-	3	50.0%	▲	3
Probates/Wills and Trusts - Level 2	2013	7	6	9	11	5	10	11	5	5	15	6	6	33			96
	2014	3	10	6	14	-	-	-	-	-	-	-	-	33	0.0%	↔	33
Protective Orders	2013	6	4	2	2	4	7	7	13	3	4	1	2	14			55
	2014	5	3	2	6	-	-	-	-	-	-	-	-	16	14.3%	▲	16
Uncontested Divorce	2013	90	83	100	81	85	80	99	73	95	104	72	41	354			1,003
	2014	79	63	91	94	-	-	-	-	-	-	-	-	327	-7.6%	▼	327